

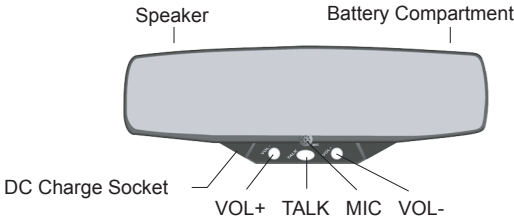


<p>● LED Indicator Flashing Blue LED once every 5 seconds device is “IDLE” Flashing Blue LED every half a second device is “CONNECTING” Solid Blue LED device is “CONNECTED” Flashing Red LED device needs recharging</p> <p>● Low Battery Indicator Device will beep with flashing Red LED every 5 seconds. Recharge by plugging DC power supply into cigarette lighter for approximately four (4) hours. Red LED will turn off when fully charged.</p> <p>● Features of the BT-01A Bluetooth Rearview Mirror Full-duplex, noise and echo cancellation Bluetooth specification: 1.2 Built-in microphone and loudspeaker LED display indicator for incoming calls Last Number Redial, Voice Dialing, and Call Waiting Built-in chargeable lithium battery with high capacity, stand-by time: 1 week One (1) year Limited Manufacturers Warranty Made in China</p> <p>*Disclaimer: Your mobile phone must be fully Bluetooth compatible to use this device.</p>	<p>This device complies with Part 15 of the FCC Rules. Operation is subject to the following two conditions: (1) this device may not cause harmful interference, and (2) this device must accept any interference received, including interference that may cause undesired operation.</p> <p>FCC NOTE: THE MANUFACTURER IS NOT RESPONSIBLE FOR ANY RADIO OR TV INTERFERENCE CAUSED BY UNAUTHORIZED MODIFICATIONS TO THIS EQUIPMENT. SUCH MODIFICATIONS COULD VOID THE USER'S AUTHORITY TO OPERATE THE EQUIPMENT.</p> <p>Warranty service: Return your product and copy of bill of sale to: Windsor Direct Distribution LLC 3 Thompson Rd. PO Box 703 East Windsor, CT 06088</p> <p>Tel: (860) 292-8709 Fax: (267) 295-1267 E-mail: info@windsordirect.org</p> <div></div>	<div></div> <div>Bluetooth Handsfree Rearview Mirror</div> <div>USER MANUAL BT-01A</div> <div></div>
---	--	--

三折页 双面印刷 规格:95X105mm (外)

<p>● Appearance and Button Functions</p> <div></div> <p>● Power On/Off Power On: Press and hold the “TALK” button until “ON” is shown in the display Indicator. Power Off: Press and hold the “TALK” button until the “Off” is shown on the display Indicator.</p> <p>● Volume control Press “VOL+” and “VOL-” to regulate the volume of loudspeaker.</p> <p>● Pairing 1. Review your mobile phone users manual on connecting bluetooth devices. 2. Power on mirror. Press the “TALK” button once. 3. “PAIRING” will be shown in the display indicator.</p>	<p>4. Mobile phone will search for Bluetooth devices. 5. “SAFER-1” will appear in display indicator. 6. Input “0000” pass code. 7. “CONNECTED” will appear in display indicator.</p> <p>● Reconnecting 1. Bluetooth Rearview mirror will automatically search for the last paired mobile phone. 2. “SAFER-1” will appear in your mobile, press “yes” to reconnect. 3. Blue LED will flash and you are “CONNECTED”.</p> <p>● Receive and Cancel Calls Receive Calls: Press the “TALK” button once during incoming call then speak into microphone. Cancel Calls: Press the “TALK” button once to disconnect from call.</p> <p>● Last Number Redial While rearview mirror is still “ON” and “CONNECTED” press the “TALK” button once to redial the last number.</p> <p>● Voice Dialing 1. Make sure the voice tag of the number to be dialed has been established in your mobile phone. 2. Press the “TALK” button twice “VOICE DIAL” will appear in the display indicator. 3. Speak clearly into the microphone the voice tag of the number to</p>	<p>be dialed. 4. Mobile phone will automatically dial number associated with the voice tag.</p> <p>● Switch Back to Mobile Phone In the process of a conversation, press and hold the “TALK” button for 2 seconds, the conversation will be switched to mobile phone. Press “TALK” again, the conversation will switch back to the Bluetooth Rearview Mirror.</p> <p>● Call Waiting 1. Bluetooth Rearview Mirror will show incoming call in display indicator. 2. Press the “TALK” button once. “Hold” will appear in the display indicator. 3. Current conversation is hold and switch to the incoming call. 4. Press “TALK” again to hang up the new call and switch back to previous conversation. Note: Feature is only available if you have call waiting.</p> <p>● Disconnect /Reconnect 1. Press and hold “VOL+” or “VOL-” for 2 seconds to disconnect. 2. If connection is lost due to distance away from Bluetooth Rearview mirror, press the “TALK” button once, to be reconnected automatically.</p>
--	---	--

三折页 双面印刷 规格:95X105mm (内)