

Test Set-Up Photos

1. Conducted Emission Test



FRONT VIEW




BACK VIEW

2. Radiated Electromagnetic Emission Test




*FRONT VIEW OF RADIATED EMISSION TEST
(BELOW 1GHz)*



*BACK VIEW OF RADIATED EMISSION TEST
(BELOW 1GHz)*




*FRONT VIEW OF RADIATED EMISSION TEST
(ABOVE 1GHz)*



*BACK VIEW OF RADIATED EMISSION TEST
(ABOVE 1GHz)*



*SETUP WITH MAXIMUM DETECTED EMISSION AT HORIZONTAL POLARIZATION
(TEST MODE: DVI + HDMI 640*480@60Hz)*



*SETUP WITH MAXIMUM DETECTED EMISSION AT VERTICAL POLARIZATION
(TEST MODE: DVI + HDMI 640*480@60Hz)*