

FCC PART 18 MEASUREMENT AND TEST REPORT

For

HESHAN LED ELECTRONIC INDUSTRY CO., LTD

EAST INDUSTRIAL AREA, Gonghe Town,

529728 Heshan, Guangdong, China

FCC ID: WN4N80791113

Report Type: Original Report	Product Type: CFL
Test Engineer: <u>Herith Shi</u> <i>Herith Shi</i>	
Report Number: <u>RSZ08081351</u>	
Report Date: <u>2008-09-16</u>	
Reviewed By: <u>EMC Engineer</u> <i>Lisa Zhu</i>	
Prepared By: Bay Area Compliance Laboratories Corp. (Shenzhen) 6/F, the 3rd Phase of WanLi Industrial Building, ShiHua Road, FuTian Free Trade Zone Shenzhen, Guangdong, China Tel: +86-755-33320018 Fax: +86-755-33320008	

Note: This test report is prepared for the customer shown above and for the device described herein. It may not be duplicated or used in part without prior written consent from Bay Area Compliance Laboratories Corp. This report **must not** be used by the customer to claim product certification, approval, or endorsement by NVLAP*, NIST, or any agency of the Federal Government.

* This report may contain data that are not covered by the NVLAP accreditation and are marked with an asterisk "*" (Rev.2)

TABLE OF CONTENTS

GENERAL INFORMATION.....	3
PRODUCT DESCRIPTION FOR EQUIPMENT UNDER TEST (EUT)	3
OBJECTIVE	3
RELATED SUBMITTAL(S)/GRANT(S).....	3
TEST METHODOLOGY	3
TEST FACILITY	3
SYSTEM TEST CONFIGURATION.....	5
JUSTIFICATION	5
EQUIPMENT MODIFICATIONS	5
CONFIGURATION OF TEST SETUP	5
BLOCK DIAGRAM OF TEST SETUP	5
§18.307 CONDUCTED EMISSIONS	6
MEASUREMENT UNCERTAINTY	6
EUT SETUP.....	6
EMI TEST RECEIVER SETUP.....	7
TEST EQUIPMENT LIST AND DETAILS.....	7
TEST PROCEDURE	7
TEST RESULTS SUMMARY	7
TEST DATA	8
PLOT(S) OF TEST DATA	10

GENERAL INFORMATION

Product Description for Equipment under Test (EUT)

The HESHAN LED ELECTRONIC INDUSTRY CO., LTD's model: *ELT-N807; ELT-N809; ELT-N811; ELT-N813*, or the "EUT" as referred to in this report is a CFL which measures approximately: *ELT-N807*: 4.5 cm L x 4.5 cm W x 10.5 cm H, *ELT-N809*: 4.5 cm L x 4.5 cm W x 11.5 cm H, *ELT-N811*: 4.5 cm L x 4.5 cm W x 12.0 cm H, *ELT-N813*: 4.5 cm L x 4.5 cm W x 12.5 cm H, rated input voltage: AC 120V/60Hz.

** All measurement and test data in this report was gathered from production sample serial number: 080850513 (Assigned by BACL, Shenzhen). The EUT was received on 2008-08-13.*

Objective

The following test report is prepared on behalf of HESHAN LED ELECTRONIC INDUSTRY CO., LTD in accordance with Part 2, Subpart J, and Part 18, Subparts A, B and C of the Federal Communication Commissions rules and regulations.

The objective of the manufacturer is to determine compliance with FCC Part 18 limits.

Related Submittal(s)/Grant(s)

No related submittal(s).

Test Methodology

All measurements contained in this report were conducted with MP-5, FCC Methods of Measurements of Radio Noise Emissions from ISM Equipment, February 1986. All measurement was performed at Bay Area Compliance Laboratories Corp. (Shenzhen). The radiated testing was performed at an antenna-to-EUT distance of 3 meters.

Test Facility

The Test site used by Bay Area Compliance Laboratories Corp. (Shenzhen) to collect test data is located in the 6/F, the 3rd Phase of WanLi Industrial Building, ShiHua Road, FuTian Free Trade Zone Shenzhen, Guangdong, China.

Test site at Bay Area Compliance Laboratories Corp. (Shenzhen) has been fully described in reports submitted to the Federal Communication Commission (FCC). The details of these reports have been found to be in compliance with the requirements of Section 2.948 of the FCC Rules on November 04, 2004. The facility also complies with the radiated and AC line conducted test site criteria set forth in ANSI C63.4-2003.

The Federal Communications Commission has the reports on file and is listed under FCC Registration No.: 382179. The test site has been approved by the FCC for public use and is listed in the FCC Public Access Link (PAL) database.

Additionally, Bay Area Compliance Laboratories Corp. (Shenzhen) is a National Institute of Standards and Technology (NIST) accredited laboratory, under the National Voluntary Laboratory Accredited Program (Lab Code 200707-0).



NVLAP LAB CODE 200707-0

The current scope of accreditations can be found at
<http://ts.nist.gov/Standards/scopes/2007070.htm>

SYSTEM TEST CONFIGURATION

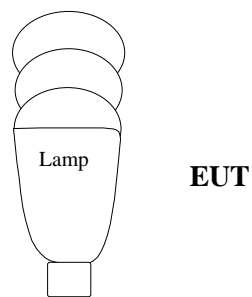
Justification

The system was configured for testing in a typical fashion (as normally used by a typical user).

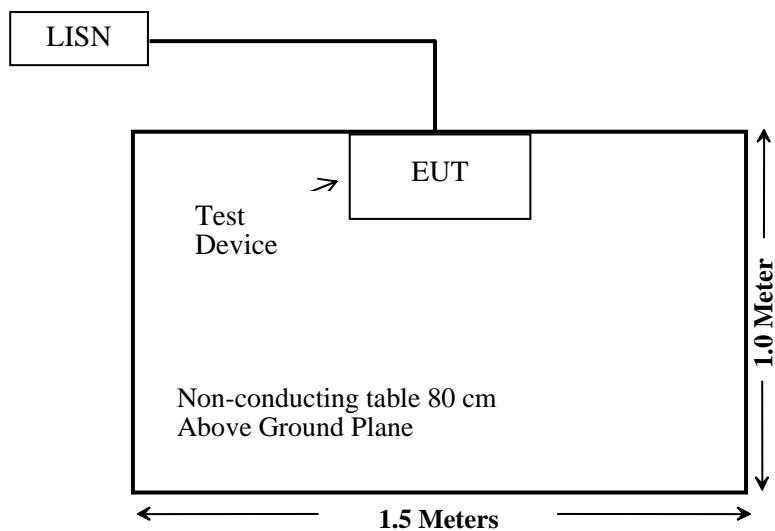
Equipment Modifications

No modifications were made to the unit tested.

Configuration of Test Setup



Block Diagram of Test Setup



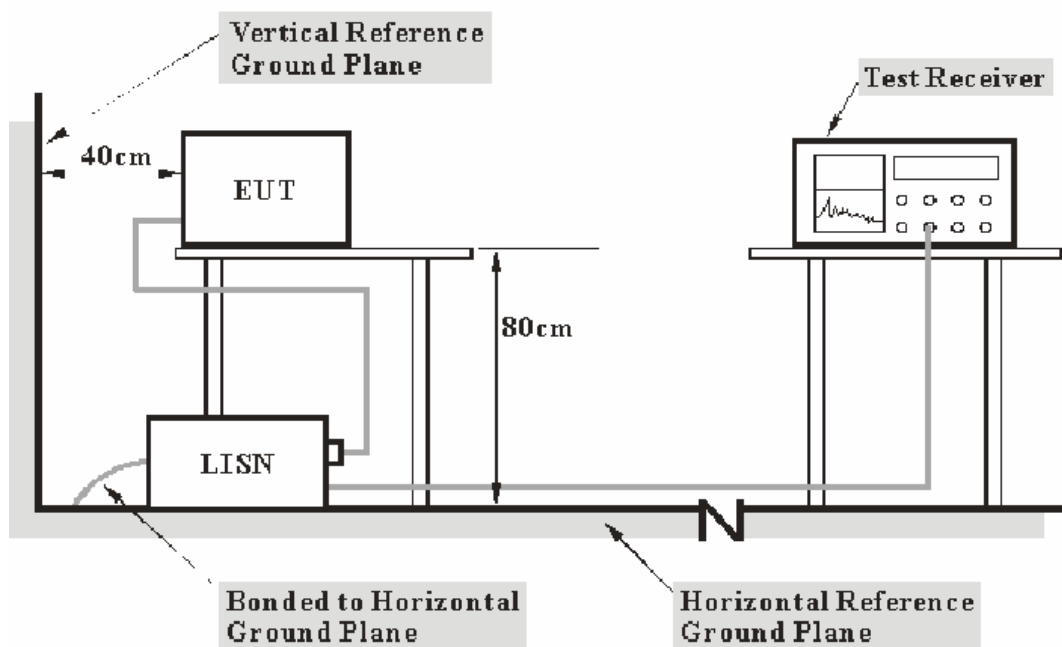
§18.307 CONDUCTED EMISSIONS

Measurement Uncertainty

All measurements involve certain levels of uncertainties, especially in field of EMC. The factors contributing to uncertainties are spectrum analyzer, cable loss, and LISN.

Based on NIS 81, The Treatment of Uncertainty in EMC Measurements, the best estimate of the uncertainty of any conducted emissions measurement at Bay Area Compliance Laboratories Corp. (Shenzhen) is ± 2.4 dB.

EUT Setup



- Note: 1. Support units were connected to second LISN.
2. Both of LISNs (AMN) 80 cm from EUT and at the least 80 cm from other units and other metal planes support units.

The setup of EUT is according with MP-5: 1986 measurement procedure. Specification used was with the FCC Part 18.307 limits.

The EUT was connected to a 120 VAC/ 60Hz power source.

EMI Test Receiver Setup

The EMI test receiver was set to investigate the spectrum from 450 kHz to 30 MHz.

During the conducted emission test, the EMI test receiver was set with the following configurations:

<i>Frequency Range</i>	<i>IF B/W</i>
450 kHz – 30 MHz	9 kHz

Test Equipment List and Details

Manufacturer	Description	Model	Serial Number	Calibration Date	Calibration Due Date
Com-Power	L.I.S.N.	LI-200	12005	N/A	N/A
Com-Power	L.I.S.N.	LI-200	12208	N/A	N/A
Rohde & Schwarz	EMI Test Receiver	ESCS30	DE25330	2008-03-25	2009-03-25
Rohde & Schwarz	L.I.S.N.	ESH2-Z5	892107/021	2008-03-25	2009-03-25

* Com-Power's LISN were used as the supporting equipment.

* **Statement of Traceability:** Bay Area Compliance Laboratories Corp. (Shenzhen) attests that all calibrations have been performed in accordance to NVLAP requirements, traceable to the NIST.

Test Procedure

During the conducted emission test, the EUT power cord was connected to the outlet of the LISN.

Maximizing procedure was performed on the six (6) highest emissions of the EUT.

All data was recorded in the peak detection mode.

Test Results Summary

According to the recorded data in following table, the EUT complied with the FCC Part 18, with the worst margin reading of:

*ELT-N807: 6.60 dB at 0.570 MHz in the **Line** conductor mode.*
*ELT-N809: 6.90 dB at 0.385 MHz in the **Line** conductor mode.*
*ELT-N811: 9.20 dB at 0.600 MHz in the **Line** conductor mode.*
*ELT-N813: 5.70 dB at 0.585 MHz in the **Neutral** conductor mode.*

Test Data**Environmental Conditions**

Temperature:	25 ° C
Relative Humidity:	56 %
ATM Pressure:	100.0 kPa

Testing was performed by Herith Shi on 2008-08-19.

Test Mode: On (ELT-N807)

Line Conducted Emissions				FCC Part 18.307	
Frequency (MHz)	Amplitude (dBμV)	Detector (PK/QP/AV)	Conductor (Line/Neutral)	Limit (dBμV)	Margin (dB)
0.575	41.40	PK	Line	48.00	6.60
0.570	41.30	PK	Neutral	48.00	6.70
0.665	37.70	PK	Line	48.00	10.30
0.615	37.40	PK	Line	48.00	10.60
0.835	37.10	PK	Neutral	48.00	10.90
0.530	36.50	PK	Line	48.00	11.50
0.700	36.20	PK	Neutral	48.00	11.80
0.745	36.10	PK	Neutral	48.00	11.90
0.665	35.60	PK	Neutral	48.00	12.40
0.840	35.60	PK	Line	48.00	12.40
0.930	35.20	PK	Line	48.00	12.80
0.760	34.80	PK	Neutral	48.00	13.20

Test Mode: On (ELT-N809)

Line Conducted Emissions				FCC Part 18.307	
Frequency (MHz)	Amplitude (dB μ V)	Detector (PK/QP/AV)	Conductor (Line/Neutral)	Limit (dB μ V)	Margin (dB)
0.585	41.10	PK	Line	48.00	6.90
0.635	41.00	PK	Line	48.00	7.00
0.685	40.90	PK	Line	48.00	7.10
0.635	40.10	PK	Neutral	48.00	7.90
0.585	40.10	PK	Line	48.00	7.90
0.685	39.10	PK	Neutral	48.00	8.90
0.735	37.40	PK	Neutral	48.00	10.60
0.735	35.80	PK	Neutral	48.00	12.20
0.795	35.30	PK	Line	48.00	12.70
0.830	33.30	PK	Neutral	48.00	14.70
1.035	32.20	PK	Line	48.00	15.80
0.935	24.40	PK	Neutral	48.00	23.60

Test Mode: On (ELT-N811)

Line Conducted Emissions				FCC Part 18.307	
Frequency (MHz)	Amplitude (dB μ V)	Detector (PK/QP/AV)	Conductor (Line/Neutral)	Limit (dB μ V)	Margin (dB)
0.600	38.80	PK	Neutral	48.00	9.20
0.545	38.10	PK	Line	48.00	9.90
0.550	37.80	PK	Line	48.00	10.20
0.595	37.50	PK	Line	48.00	10.50
0.645	37.10	PK	Neutral	48.00	10.90
0.500	36.60	PK	Line	48.00	11.40
0.750	36.10	PK	Neutral	48.00	11.90
0.495	36.00	PK	Neutral	48.00	12.00
0.700	35.10	PK	Line	48.00	12.90
0.845	34.60	PK	Line	48.00	13.40
0.875	34.60	PK	Neutral	48.00	13.40
1.045	34.00	PK	Neutral	48.00	14.00

Test Mode: On (ELT-N813)

Line Conducted Emissions				FCC Part 18.307	
Frequency (MHz)	Amplitude (dB μ V)	Detector (PK/QP/AV)	Conductor (Line/Neutral)	Limit (dB μ V)	Margin (dB)
0.585	42.30	PK	Line	48.00	5.70
0.715	40.10	PK	Neutral	48.00	7.90
0.585	40.00	PK	Neutral	48.00	8.00
0.475	40.00	PK	Neutral	48.00	8.00
0.605	39.70	PK	Neutral	48.00	8.30
1.045	39.20	PK	Neutral	48.00	8.80
0.830	38.80	PK	Line	48.00	9.20
0.550	38.70	PK	Line	48.00	9.30
0.820	37.70	PK	Line	48.00	10.30
0.940	37.60	PK	Neutral	48.00	10.40
1.245	37.10	PK	Line	48.00	10.90
0.640	36.40	PK	Line	48.00	11.60

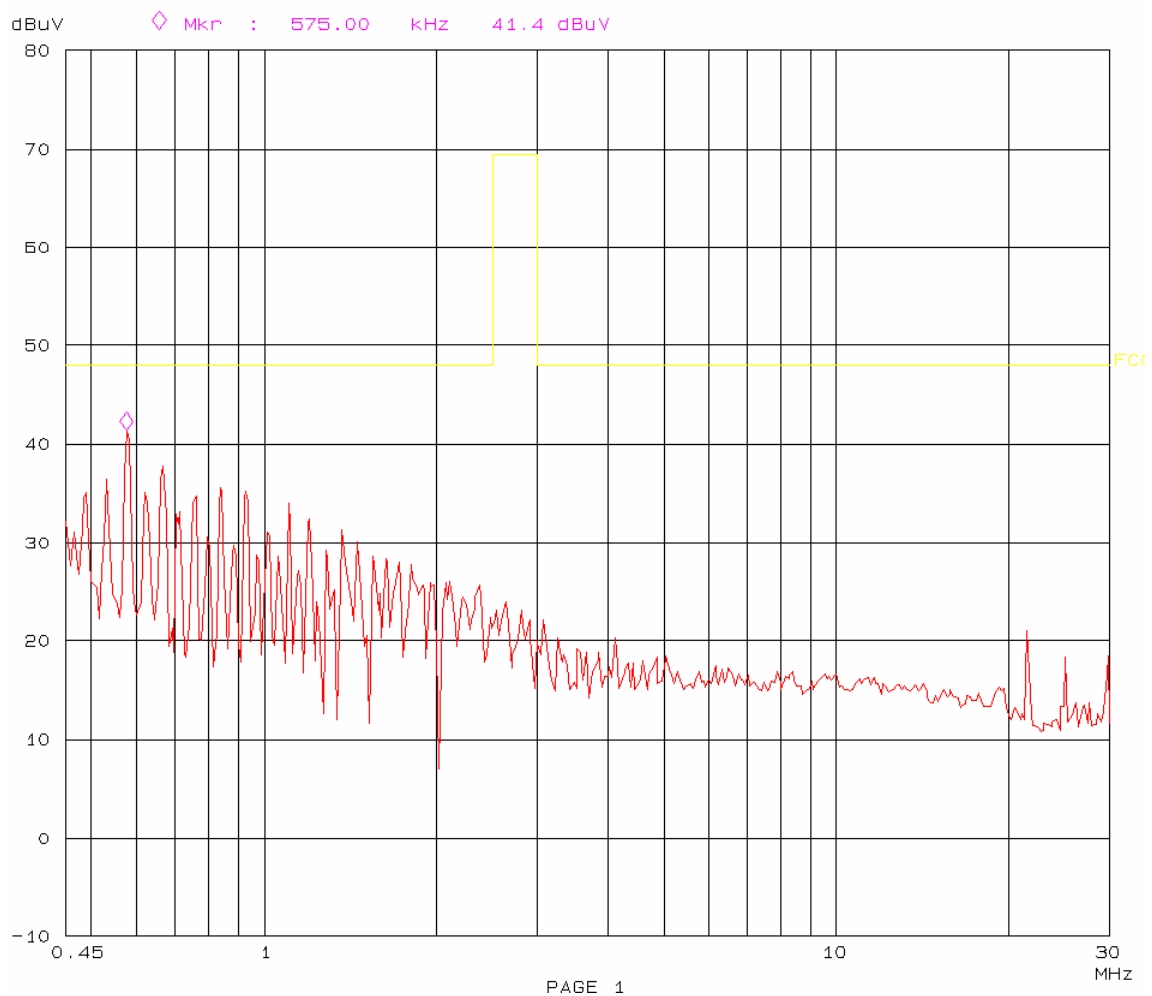
Plot(s) of Test Data

Plot(s) of Test Data is presented hereinafter as reference.

Model: ELT-N807Conducted Emission
FCC PART 18

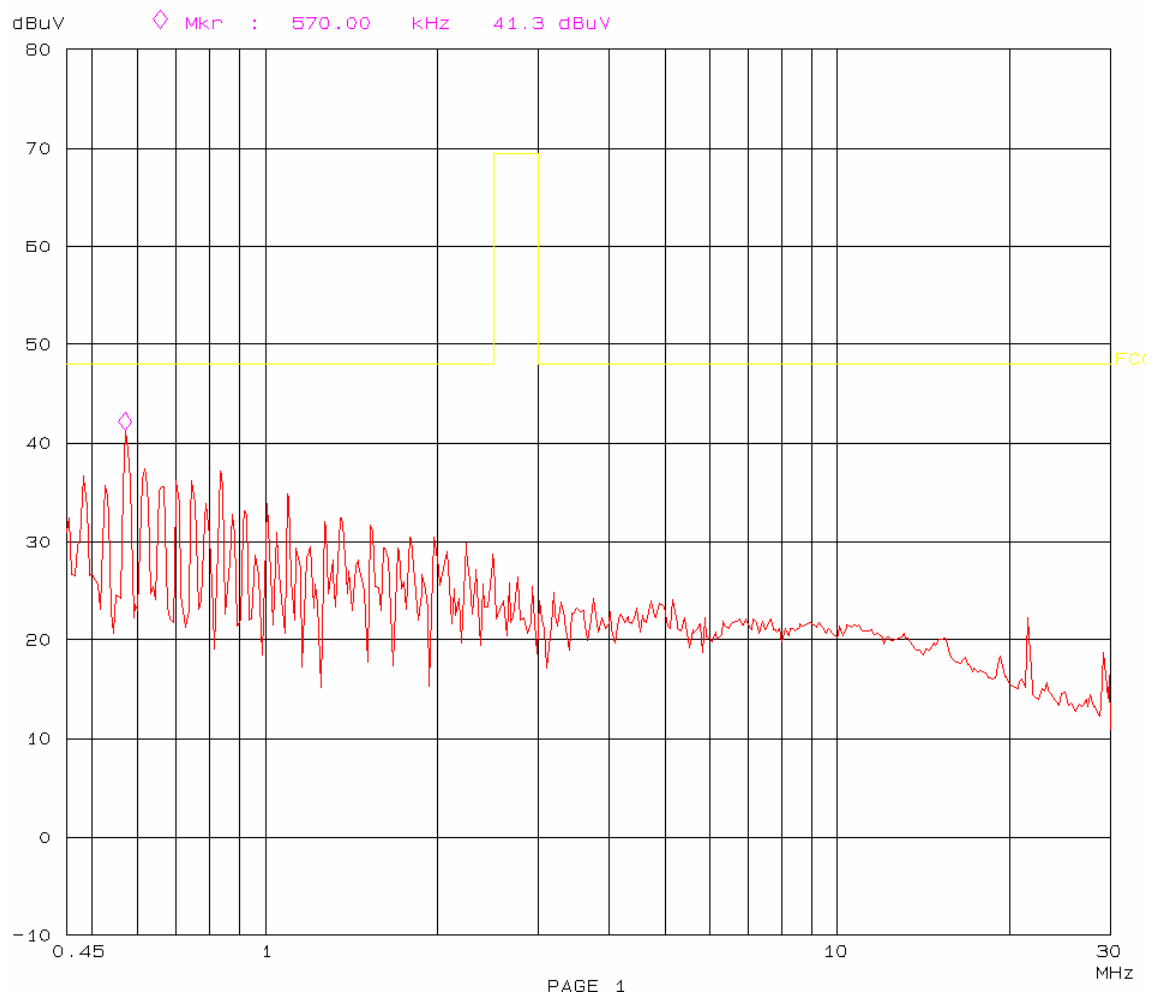
19. Aug 08 08:33

EUT: CFL M/N: ELT-807
Manuf: HeShan
Op Cond: On
Operator: Herith
Test Spec: AC120V/60Hz L
Comment: Temp: 25 Hum: 56%



Conducted Emission FCC PART 18

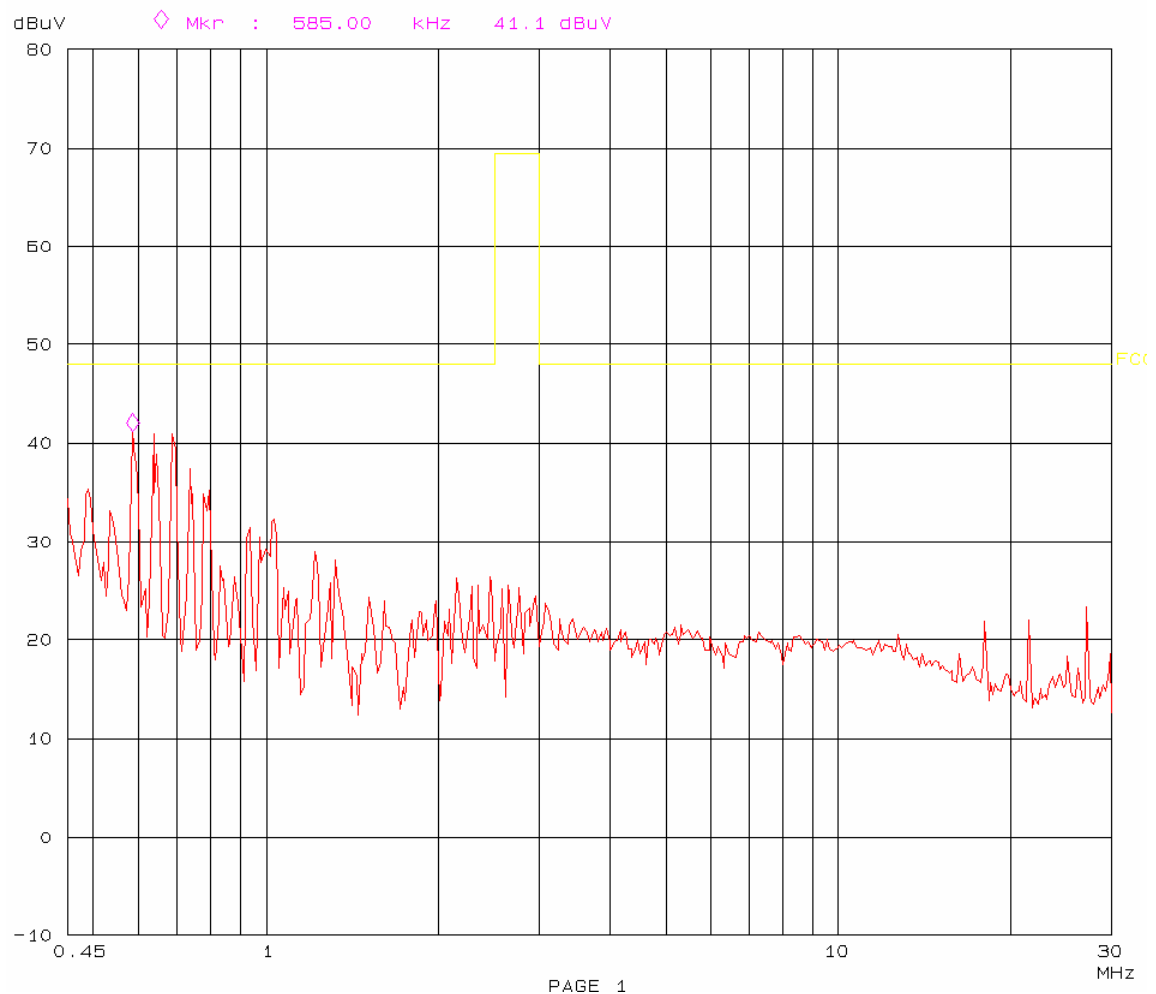
EUT: CFL M/N: ELT-807
Manuf: HeShan
Op Cond: On
Operator: Herith
Test Spec: AC120V/60Hz N
Comment: Temp: 25 Hum: 56%



Model: ELT-N809Conducted Emission
FCC PART 18

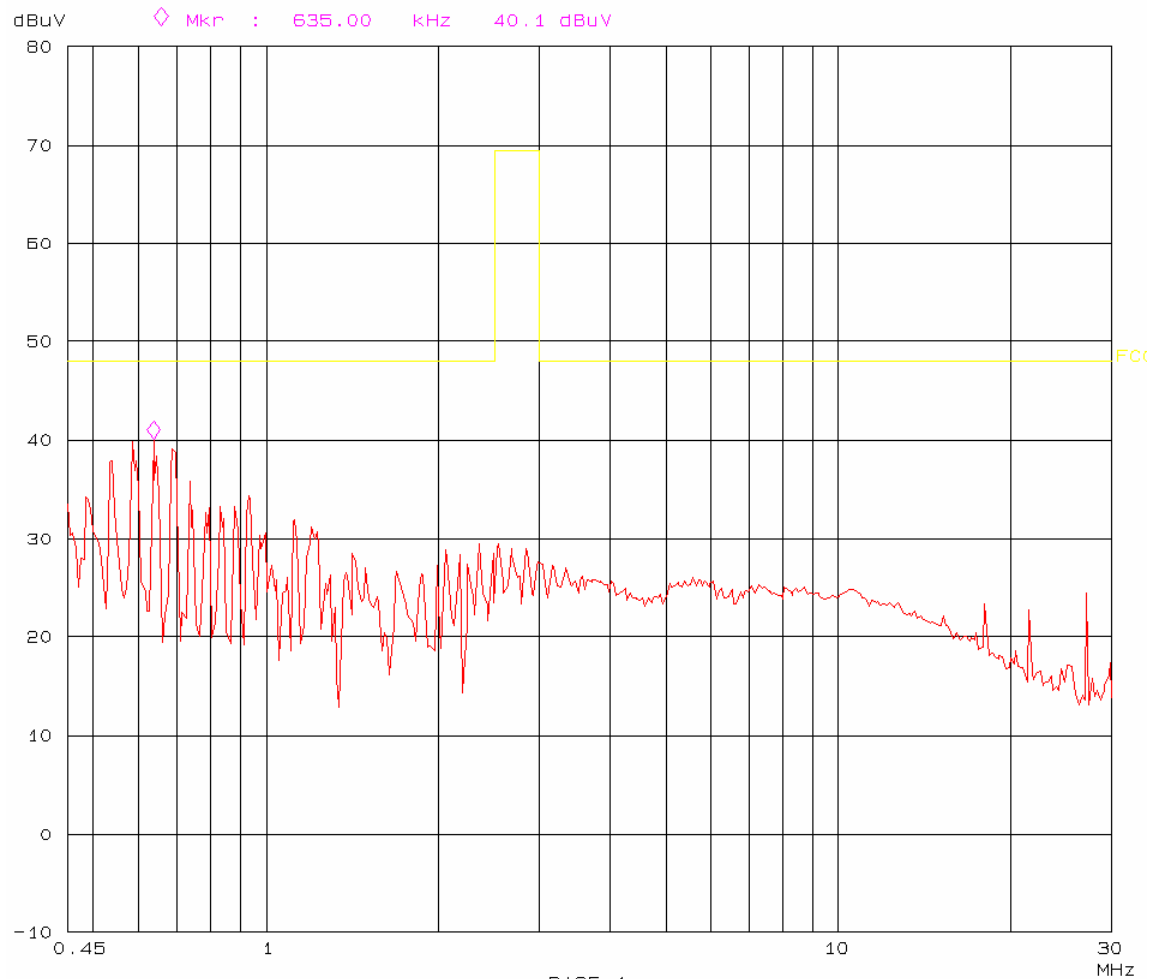
15. Aug 08 16:18

EUT: CFL M/N: ELT-809
Manuf: HeShan
Op Cond: On
Operator: Herith
Test Spec: AC 120V/60Hz L
Comment: Temp: 25 Hum: 56%



Conducted Emission FCC PART 18

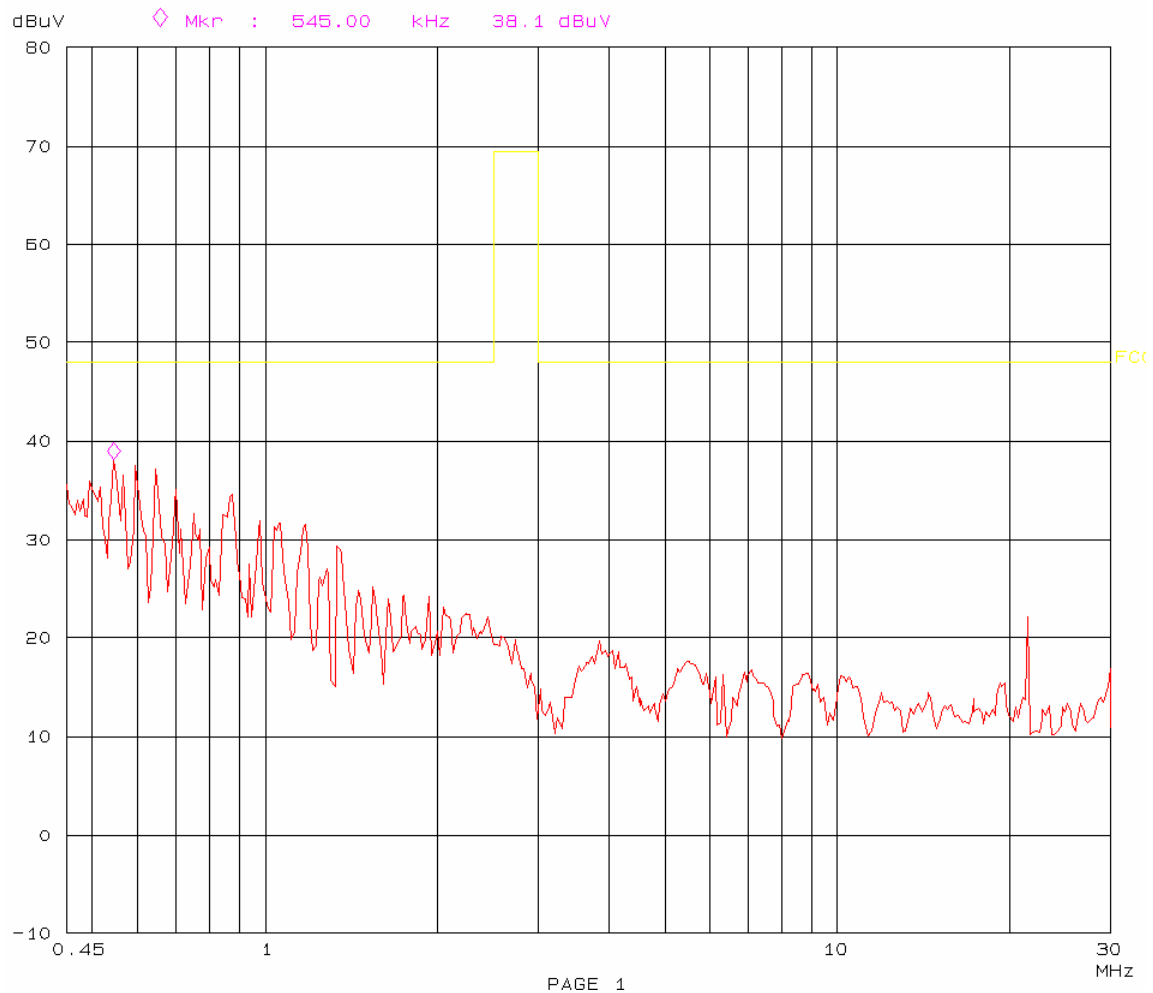
EUT: CFL M/N: ELT-809
Manuf: HeShan
Op Cond: On
Operator: Herith
Test Spec: AC 120V/60Hz N
Comment: Temp: 25 Hum: 56%



Model: ELT-N811Conducted Emission
FCC PART 18

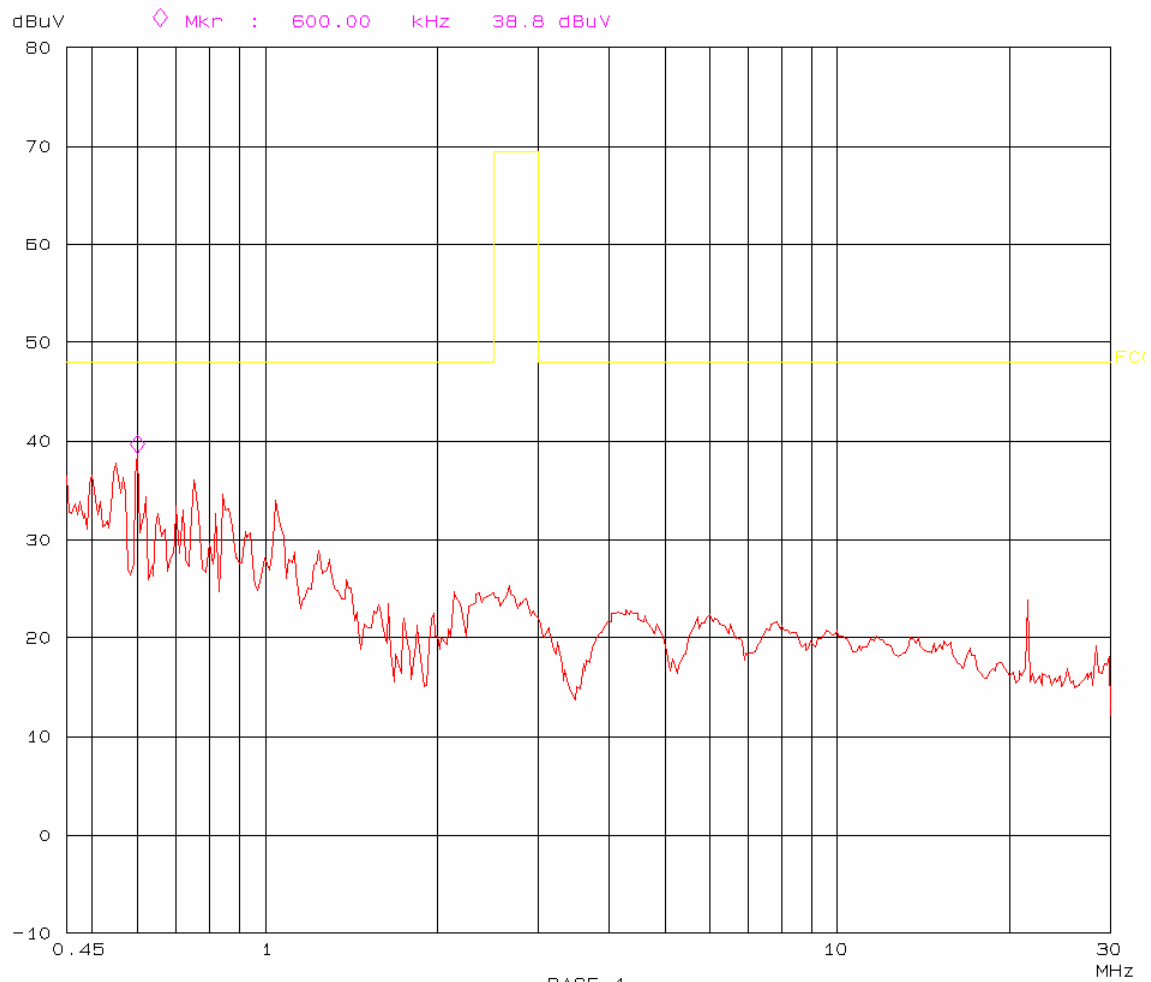
19. Aug 08 09:08

EUT: CFL M/N: ELT-811
Manuf: HeShan
Op Cond: On
Operator: Herith
Test Spec: AC120V/60Hz L
Comment: Temp: 25 Hum: 56%

:
|

Conducted Emission FCC PART 18

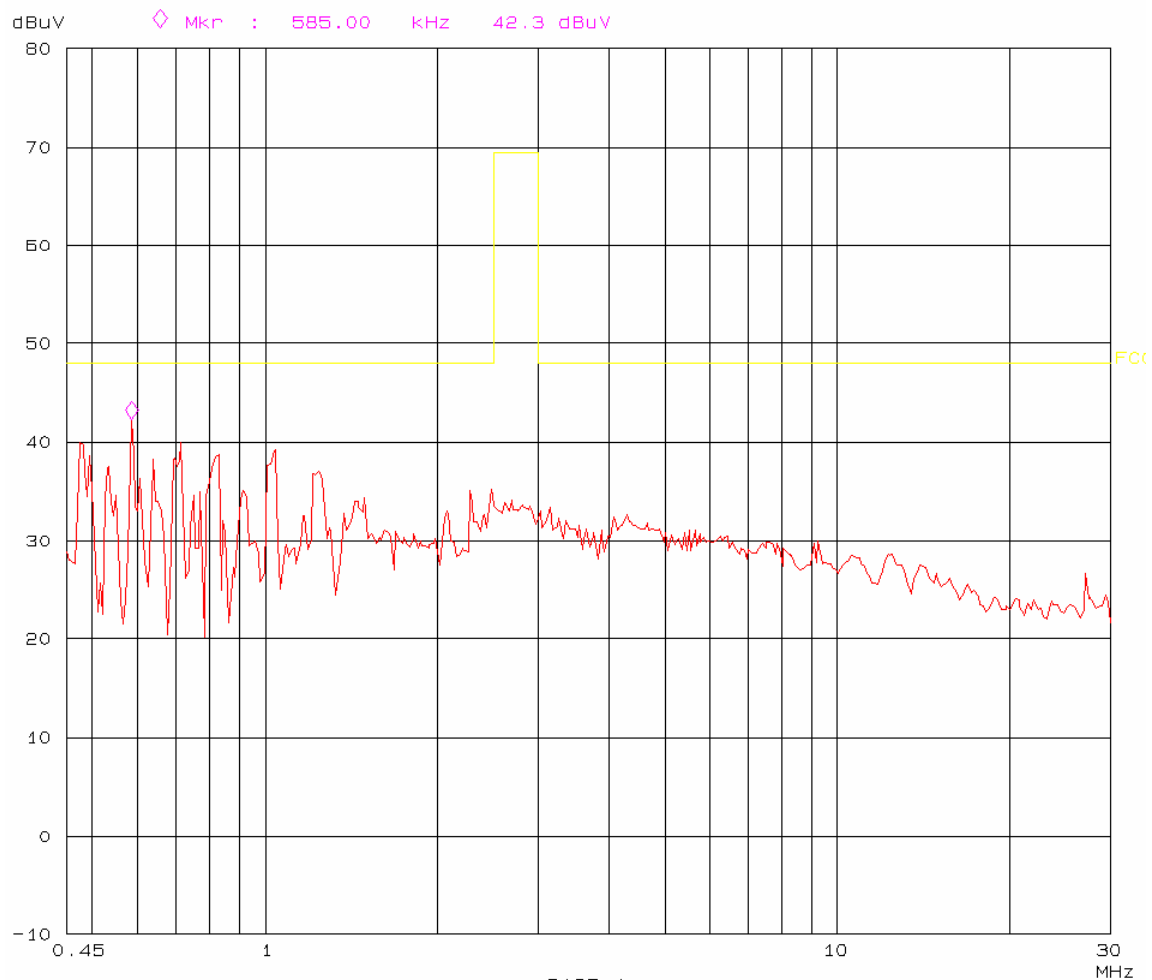
EUT: CFL M/N: ELT-811
Manuf: HeShan
Op Cond: On
Operator: Herith
Test Spec: AC120V/60Hz N
Comment: Temp: 25 Hum: 56%



Model: ELT-N813Conducted Emission
FCC Part 18

20. Aug 08 09:53

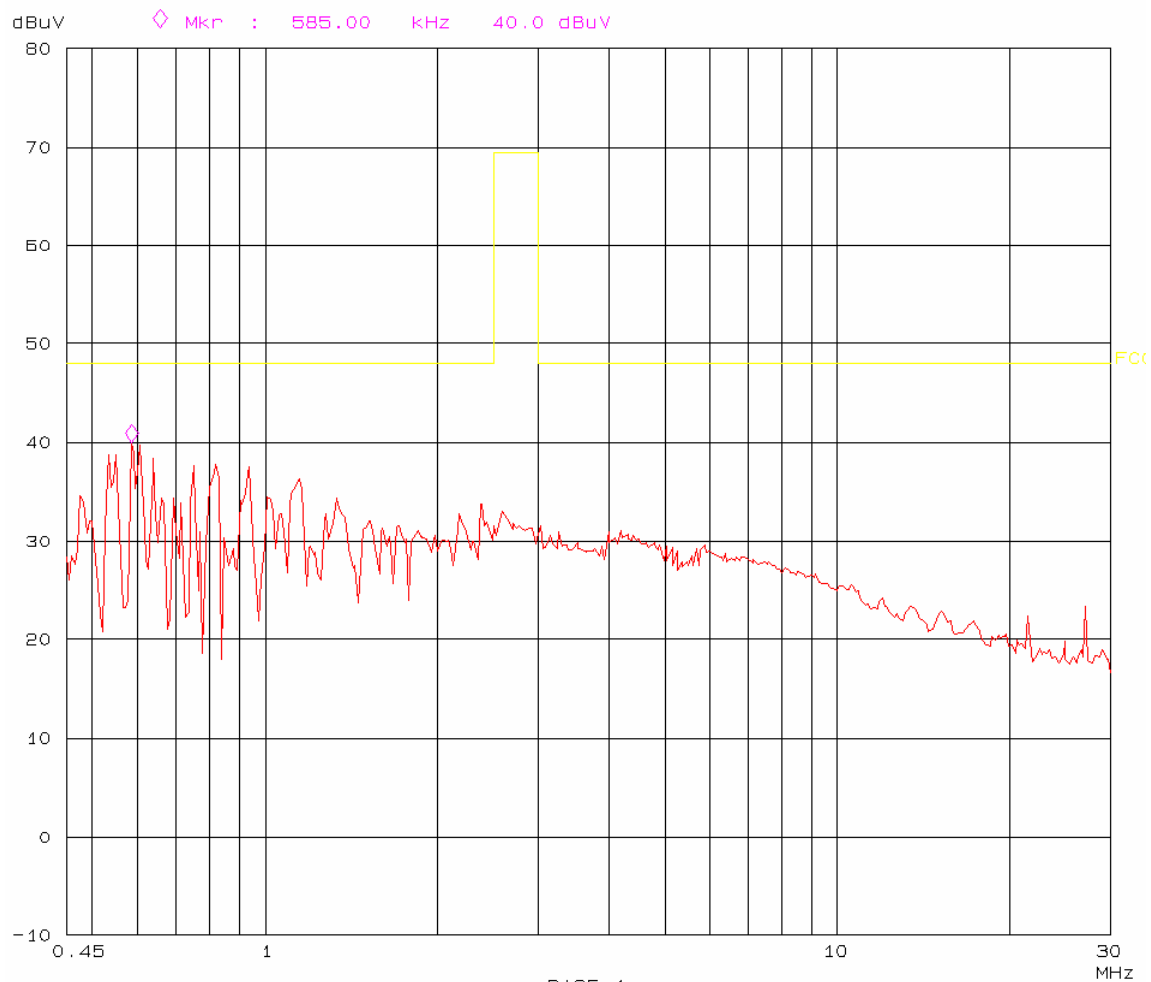
EUT: CFL M/N: ELT-813
Manuf: HeShan
Op Cond: On
Operator: Herith
Test Spec: AC 120V/60Hz L
Comment: Temp: 25 Hum: 56%

:
|

Conducted Emission
FCC Part 18

20. Aug 08 10:06

EUT: CFL M/N: ELT-813
Manuf: HeShan
Op Cond: On
Operator: Herith
Test Spec: AC 120V/60Hz N
Comment: Temp: 25 Hum: 56%



***** END OF REPORT *****