



APPENDIX IV

Internal Photos


EUT – Uncovered View (SPS T3 13GUS)



EUT –Components View (SPS T3 13GUS)




EUT–Solder View (SPS T3 13GUS)




EUT – Uncovered View (SPS T3 13S12)



EUT –Components View (SPS T3 13S12)




EUT–Solder View (SPS T3 13S12)




EUT – Uncovered View (SPS T3 18GUS)




EUT –Components View (SPS T3 18GUS)



EUT–Solder View (SPS T3 18GUS)




EUT – Uncovered View (SPS T3 18S)




EUT – Uncovered View (SPS T3 23GUS)




EUT –Components View (SPS T3 23GUS)




EUT–Solder View (SPS T3 23GUS)




EUT – Uncovered View (SPS T3 23S)



EUT –Components View (SPS T3 23S)




EUT–Solder View (SPS T3 23S)




EUT – Uncovered View (SPS T3 26S)




EUT –Components View (SPS T3 26S)




EUT–Solder View (SPS T3 26S)



EUT – Uncovered View (SPS T3 27GUS & SPS T3 26GUS)



EUT –Components View (SPS T3 27GUS & SPS T3 26GUS)



EUT–Solder View (SPS T3 27GUS & SPS T3 26GUS)

