



SGS-CSTC Standards Technical Services Co., Ltd.
Shenzhen Branch

No. 1 Workshop, M-10, Middle section, Science & Technology Park,

Shenzhen, Guangdong, China 518057

Telephone: +86 (0) 755 2601 2053

Fax: +86 (0) 755 2671 0594

Email: ee.shenzhen@sgs.com

Report No.: SZEM160600502301

Page: 1 of 33

FCC REPORT

Application No. : SZEM1606005023CR (SGS SZ No.:T51610220134EM)
Applicant: Kalee Children's Products Co., Ltd. Quanzhou
Manufacturer: Kalee Children's Products Co., Ltd. Quanzhou
Product Name: LEXUS RX350 Battery operated Ride on
Item No.(EUT): KL-7010F-12V
FCC ID: WKF12VRC
Standards: 47 CFR Part 15, Subpart C (2015)
Date of Receipt: 2016-06-30
Date of Test: 2016-07-06 to 2016-07-11
Date of Issue: 2016-07-12

Test Result:	PASS *
---------------------	---------------

* In the configuration tested, the EUT complied with the standards specified above.

Authorized Signature:



Jack Zhang
EMC Laboratory Manager

The manufacturer should ensure that all products in series production are in conformity with the product sample detailed in this report. If the product in this report is used in any configuration other than that detailed in the report, the manufacturer must ensure the new system complies with all relevant standards. Any mention of SGS International Electrical Approvals or testing done by SGS International Electrical Approvals in connection with, distribution or use of the product described in this report must be approved by SGS International Electrical Approvals in writing.

The report must not be used by the client to claim product certification, approval, or endorsement by NVLAP, NIST, or any agency of the federal government. All test results in this report can be traceable to National or International Standards.

"This document is issued by the Company subject to its General Conditions of Service printed overleaf, available on request or accessible at www.sgs.com/terms_and_conditions.htm and, for electronic format documents, subject to Terms and Conditions for Electronic Documents at www.sgs.com/terms_e-document.htm. Attention is drawn to the limitation of liability, indemnification and jurisdiction issues defined therein. Any holder of this document is advised that information contained hereon reflects the Company's findings at the time of its intervention only and within the limits of Client's instructions, if any. The Company's sole responsibility is to its Client and this document does not exonerate parties to a transaction from exercising all their rights and obligations under the transaction documents. This document cannot be reproduced except in full, without prior written approval of the Company. Any unauthorized alteration, forgery or falsification of the content or appearance of this document is unlawful and offenders may be prosecuted to the fullest extent of the law. Unless otherwise stated the results shown in this test report refer only to the sample(s) tested and such sample(s) are retained for 90 days only.



SGS-CSTC Standards Technical Services Co., Ltd.
Shenzhen Branch

Report No.: SZEM160600502301

Page: 2 of 33

2 Version

Revision Record				
Version	Chapter	Date	Modifier	Remark
00		2016-07-12		Original

Authorized for issue by:				
Tested By		Bill Chen		
		(Bill Chen) /Project Engineer		2016-07-11
				Date
Prepared By		Iris Zhou		
		(Iris Zhou) /Clerk		2016-07-12
				Date
Checked By		Eric Fu		
		(Eric Fu) /Reviewer		2016-07-12
				Date

"This document is issued by the Company subject to its General Conditions of Service printed overleaf, available on request or accessible at www.sgs.com/terms_and_conditions.htm and, for electronic format documents, subject to Terms and Conditions for Electronic Documents at www.sgs.com/terms_e-document.htm. Attention is drawn to the limitation of liability, indemnification and jurisdiction issues defined therein. Any holder of this document is advised that information contained hereon reflects the Company's findings at the time of its intervention only and within the limits of Client's instructions, if any. The Company's sole responsibility is to its Client and this document does not exonerate parties to a transaction from exercising all their rights and obligations under the transaction documents. This document cannot be reproduced except in full, without prior written approval of the Company. Any unauthorized alteration, forgery or falsification of the content or appearance of this document is unlawful and offenders may be prosecuted to the fullest extent of the law. Unless otherwise stated the results shown in this test report refer only to the sample(s) tested and such sample(s) are retained for 90 days only."



SGS-CSTC Standards Technical Services Co., Ltd. Shenzhen Branch

Report No.: SZEM160600502301

Page: 3 of 33

3 Test Summary

Test Item	Test Requirement	Test method	Result
Antenna Requirement	47 CFR Part 15, Subpart C Section 15.203	ANSI C63.10 (2013)	PASS
AC Power Line Conducted Emission	47 CFR Part 15, Subpart C Section 15.207	ANSI C63.10 (2013)	N/A
Field Strength of the Fundamental Signal	47 CFR Part 15, Subpart C Section 15.249 (a)	ANSI C63.10 (2013)	PASS
Spurious Emissions	47 CFR Part 15, Subpart C Section 15.249 (a)/15.209	ANSI C63.10 (2013)	PASS
Restricted bands around fundamental frequency (Radiated Emission)	47 CFR Part 15, Subpart C Section 15.249(a)/15.205	ANSI C63.10 (2013)	PASS
20dB Occupied Bandwidth	47 CFR Part 15, Subpart C Section 15.215 (c)	ANSI C63.10 (2013)	PASS

"This document is issued by the Company subject to its General Conditions of Service printed overleaf, available on request or accessible at www.sgs.com/terms_and_conditions.htm and, for electronic format documents, subject to Terms and Conditions for Electronic Documents at www.sgs.com/terms_e-document.htm. Attention is drawn to the limitation of liability, indemnification and jurisdiction issues defined therein. Any holder of this document is advised that information contained hereon reflects the Company's findings at the time of its intervention only and within the limits of Client's instructions, if any. The Company's sole responsibility is to its Client and this document does not exonerate parties to a transaction from exercising all their rights and obligations under the transaction documents. This document cannot be reproduced except in full, without prior written approval of the Company. Any unauthorized alteration, forgery or falsification of the content or appearance of this document is unlawful and offenders may be prosecuted to the fullest extent of the law. Unless otherwise stated the results shown in this test report refer only to the sample(s) tested and such sample(s) are retained for 90 days only."



SGS-CSTC Standards Technical Services Co., Ltd. Shenzhen Branch

Report No.: SZEM160600502301

Page: 4 of 33

4 Contents

	Page
1 COVER PAGE.....	1
2 VERSION	2
3 TEST SUMMARY	3
4 CONTENTS	4
5 GENERAL INFORMATION	5
5.1 CLIENT INFORMATION	5
5.2 GENERAL DESCRIPTION OF EUT	5
5.3 TEST ENVIRONMENT AND MODE	7
5.4 DESCRIPTION OF SUPPORT UNITS	7
5.5 TEST LOCATION.....	7
5.6 TEST FACILITY	8
5.7 DEVIATION FROM STANDARDS	8
5.8 ABNORMALITIES FROM STANDARD CONDITIONS.....	8
5.9 OTHER INFORMATION REQUESTED BY THE CUSTOMER	8
5.10 EQUIPMENT LIST.....	9
6 TEST RESULTS AND MEASUREMENT DATA	11
6.1 ANTENNA REQUIREMENT	11
6.2 RADIATED EMISSION	12
6.2.1 Duty Cycle.....	12
6.2.2 Radiated Spurious Emissions.....	14
6.3 RESTRICTED BANDS AROUND FUNDAMENTAL FREQUENCY.....	23
6.4 20dB BANDWIDTH	29
7 PHOTOGRAPHS.....	32
7.1 RADIATED EMISSION TEST SETUP	32
RADIATED SPURIOUS EMISSION	32
7.2 TEST SETUP	32
7.3 EUT CONSTRUCTIONAL DETAILS.....	33

"This document is issued by the Company subject to its General Conditions of Service printed overleaf, available on request or accessible at www.sgs.com/terms_and_conditions.htm and, for electronic format documents, subject to Terms and Conditions for Electronic Documents at www.sgs.com/terms_e-document.htm. Attention is drawn to the limitation of liability, indemnification and jurisdiction issues defined therein. Any holder of this document is advised that information contained hereon reflects the Company's findings at the time of its intervention only and within the limits of Client's instructions, if any. The Company's sole responsibility is to its Client and this document does not exonerate parties to a transaction from exercising all their rights and obligations under the transaction documents. This document cannot be reproduced except in full, without prior written approval of the Company. Any unauthorized alteration, forgery or falsification of the content or appearance of this document is unlawful and offenders may be prosecuted to the fullest extent of the law. Unless otherwise stated the results shown in this test report refer only to the sample(s) tested and such sample(s) are retained for 90 days only."



SGS-CSTC Standards Technical Services Co., Ltd. Shenzhen Branch

Report No.: SZEM160600502301
Page: 5 of 33

5 General Information

5.1 Client Information

Applicant:	Kalee Children's Products Co., Ltd. Quanzhou
Address of Applicant:	Wuli Industrial Zone, Jinjiang, Fujian, China
Manufacturer:	Kalee Children's Products Co., Ltd. Quanzhou

5.2 General Description of EUT

Product Name:	LEXUS RX350 Battery operated Ride on
Item No.:	KL-7010F-12V
Request Age Grading:	3+
Country of Origin:	China
Country of Destination:	Puerto Rico
Operation frequency:	2416MHz,2448MHz,2480MHz
Modulation Type	GFSK
EUT Function:	2.4G Wireless
Sample Type:	Portable production
Antenna Type:	Integral
Antenna Gain:	0dBi
PowerSupply:	DC 3V (1.5V x 2"AAA"Size Batteries)



SGS-CSTC Standards Technical Services Co., Ltd.
Shenzhen Branch

Report No.: SZEM160600502301

Page: 6 of 33

Operation Frequency each of channel							
Channel	Frequency	Channel	Frequency	Channel	Frequency	Channel	Frequency
1	2416MHz	9	2432MHz	17	2448MHz	25	2464MHz
2	2418MHz	10	2434MHz	18	2450MHz	26	2468MHz
3	2420MHz	11	2436MHz	19	2452MHz	27	2470MHz
4	2422MHz	12	2438MHz	20	2454MHz	28	2472MHz
5	2424MHz	13	2440MHz	21	2456MHz	29	2474MHz
6	2426MHz	14	2442MHz	22	2458MHz	30	2476MHz
7	2428MHz	15	2444MHz	23	2460MHz	31	2478MHz
8	2430MHz	16	2446MHz	24	2462MHz	32	2480MHz

Note:

In section 15.31(m), regards to the operating frequency range over 10 MHz, the Lowest frequency, the middle frequency, and the highest frequency of channel were selected to perform the test, and the selected channel see below:

Channel	Frequency
The Lowest channel(CH1)	2416MHz
The Middle channel(CH17)	2448MHz
The Highest channel(CH32)	2480MHz



5.3 Test Environment and Mode

Operating Environment:	
Temperature:	25.0 °C
Humidity:	50 % RH
Atmospheric Pressure:	1015 mbar
Test mode:	
Transmitting mode:	Keep the EUT in transmitting mode with modulation.

5.4 Description of Support Units

The EUT has been tested independent unit.

5.5 Test Location

All tests were performed at:

SGS-CSTC Standards Technical Services Co., Ltd., Shenzhen Branch

No. 1 Workshop, M-10, Middle section, Science & Technology Park, Shenzhen, Guangdong, China
518057

Tel: +86 755 2601 2053 Fax: +86 755 2671 0594

No tests were sub-contracted.



5.6 Test Facility

The test facility is recognized, certified, or accredited by the following organizations:

- **CNAS (No. CNAS L2929)**

CNAS has accredited SGS-CSTC Standards Technical Services Co., Ltd. Shenzhen Branch EMC Lab to ISO/IEC 17025:2005 General Requirements for the Competence of Testing and Calibration Laboratories (CNAS-CL01 Accreditation Criteria for the Competence of Testing and Calibration Laboratories) for the competence in the field of testing.

- **A2LA (Certificate No. 3816.01)**

SGS-CSTC Standards Technical Services Co., Ltd., Shenzhen EMC Laboratory is accredited by the American Association for Laboratory Accreditation (A2LA). Certificate No. 3816.01.

- **VCCI**

The 10m Semi-anechoic chamber and Shielded Room of SGS-CSTC Standards Technical Services Co., Ltd. have been registered in accordance with the Regulations for Voluntary Control Measures with Registration No.: G-823, R-4188, T-1153 and C-2383 respectively.

- **FCC – Registration No.: 556682**

SGS-CSTC Standards Technical Services Co., Ltd., Shenzhen EMC Laboratory has been registered and fully described in a report filed with the (FCC) Federal Communications Commission. The acceptance letter from the FCC is maintained in our files. Registration No.: 556682.

- **Industry Canada (IC)**

Two 3m Semi-anechoic chambers and the 10m Semi-anechoic chamber of SGS-CSTC Standards Technical Services Co., Ltd. Shenzhen Branch EMC Lab have been registered by Certification and Engineering Bureau of Industry Canada for radio equipment testing with Registration No.: 4620C-1, 4620C-2, 4620C-3.

5.7 Deviation from Standards

None.

5.8 Abnormalities from Standard Conditions

None.

5.9 Other Information Requested by the Customer

None.



SGS-CSTC Standards Technical Services Co., Ltd. Shenzhen Branch

Report No.: SZEM160600502301
Page: 9 of 33

5.10 Equipment List

RE in Chamber						
Item	Test Equipment	Manufacturer	Model No.	Inventory No.	Cal. date (yyyy-mm-dd)	Cal.Due date (yyyy-mm-dd)
1	3m Semi-Anechoic Chamber	ETS-LINDGREN	N/A	SEM001-01	2016-05-13	2017-05-13
2	EMI Test Receiver	Agilent Technologies	N9038A	SEM004-05	2015-09-16	2016-09-16
3	BiConiLog Antenna (26-3000MHz)	ETS-LINDGREN	3142C	SEM003-01	2014-11-01	2017-11-01
4	Double-ridged horn (1-18GHz)	ETS-LINDGREN	3117	SEM003-11	2015-10-17	2018-10-17
5	Horn Antenna (18-26GHz)	ETS-LINDGREN	3160	SEM003-12	2014-11-24	2017-11-24
6	Pre-amplifier (0.1-1300MHz)	Agilent Technologies	8447D	SEM005-01	2016-04-25	2017-04-25
7	Band filter	Amindeon	Asi 3314	SEM023-01	N/A	N/A
8	DC Power Supply	Zhao Xin	RXN-305D	SEM011-02	2015-10-09	2016-10-09
9	Loop Antenna	Beijing Daze	ZN30401	SEM003-09	2015-05-13	2018-05-13

RE in Chamber						
Item	Test Equipment	Manufacturer	Model No.	Inventory No.	Cal. date (yyyy-mm-dd)	Cal.Due date (yyyy-mm-dd)
1	3m Semi-Anechoic Chamber	AUDIX	N/A	SEM001-02	2016-05-13	2017-05-13
2	EMI Test Receiver	Rohde & Schwarz	ESIB26	SEM004-04	2016-04-25	2017-04-25
3	BiConiLog Antenna (26-3000MHz)	ETS-Lindgren	3142C	SEM003-02	2014-11-15	2017-11-15
4	Amplifier (0.1-1300MHz)	HP	8447D	SEM005-02	2015-10-09	2016-10-09
5	Horn Antenna (1-18GHz)	Rohde & Schwarz	HF907	SEM003-07	2015-06-14	2018-06-14
6	Horn Antenna (18-26GHz)	ETS-Lindgren	3160	SEM003-12	2014-11-24	2017-11-24
7	Low Noise Amplifier	Black Diamond Series	BDLNA-0118-352810	SEM005-05	2015-10-09	2016-10-09
8	Band filter	Amindeon	Asi 3314	SEM023-01	N/A	N/A

"This document is issued by the Company subject to its General Conditions of Service printed overleaf, available on request or accessible at www.sgs.com/terms_and_conditions.htm and, for electronic format documents, subject to Terms and Conditions for Electronic Documents at www.sgs.com/terms_e-document.htm. Attention is drawn to the limitation of liability, indemnification and jurisdiction issues defined therein. Any holder of this document is advised that information contained hereon reflects the Company's findings at the time of its intervention only and within the limits of Client's instructions, if any. The Company's sole responsibility is to its Client and this document does not exonerate parties to a transaction from exercising all their rights and obligations under the transaction documents. This document cannot be reproduced except in full, without prior written approval of the Company. Any unauthorized alteration, forgery or falsification of the content or appearance of this document is unlawful and offenders may be prosecuted to the fullest extent of the law. Unless otherwise stated the results shown in this test report refer only to the sample(s) tested and such sample(s) are retained for 90 days only."



SGS-CSTC Standards Technical Services Co., Ltd.
Shenzhen Branch

Report No.: SZEM160600502301


Page: 10 of 33

RF connected test						
Item	Test Equipment	Manufacturer	Model No.	Inventory No.	Cal. date (yyyy-mm-dd)	Cal.Due date (yyyy-mm-dd)
1	DC Power Supply	ZhaoXin	RXN-305D	SEM011-02	2015-10-09	2016-10-09
2	Spectrum Analyzer	Rohde & Schwarz	FSP	SEM004-06	2015-10-17	2016-10-17
3	Signal Generator	Rohde & Schwarz	SML03	SEM006-02	2016-04-25	2017-04-25
4	Power Meter	Rohde & Schwarz	NRVS	SEM014-02	2015-10-09	2016-10-09

"This document is issued by the Company subject to its General Conditions of Service printed overleaf, available on request or accessible at www.sgs.com/terms_and_conditions.htm and, for electronic format documents, subject to Terms and Conditions for Electronic Documents at www.sgs.com/terms_e-document.htm. Attention is drawn to the limitation of liability, indemnification and jurisdiction issues defined therein. Any holder of this document is advised that information contained hereon reflects the Company's findings at the time of its intervention only and within the limits of Client's instructions, if any. The Company's sole responsibility is to its Client and this document does not exonerate parties to a transaction from exercising all their rights and obligations under the transaction documents. This document cannot be reproduced except in full, without prior written approval of the Company. Any unauthorized alteration, forgery or falsification of the content or appearance of this document is unlawful and offenders may be prosecuted to the fullest extent of the law. Unless otherwise stated the results shown in this test report refer only to the sample(s) tested and such sample(s) are retained for 90 days only."

6 Test results and Measurement Data

6.1 Antenna Requirement

Standard requirement:	47 CFR Part 15C Section 15.203
<p>15.203 requirement:</p> <p>An intentional radiator shall be designed to ensure that no antenna other than that furnished by the responsible party shall be used with the device. The use of a permanently attached antenna or of an antenna that uses a unique coupling to the intentional radiator, the manufacturer may design the unit so that a broken antenna can be replaced by the user, but the use of a standard antenna jack or electrical connector is prohibited.</p> 	
<p>The antenna is integrated on the main PCB and no consideration of replacement. The best case gain of the antenna is 0dBi.</p>	

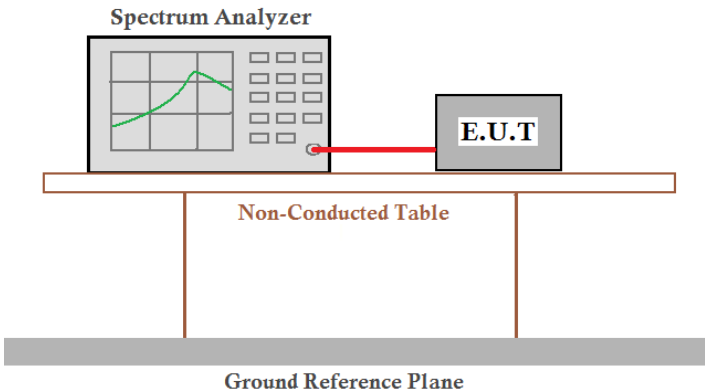


SGS-CSTC Standards Technical Services Co., Ltd. Shenzhen Branch

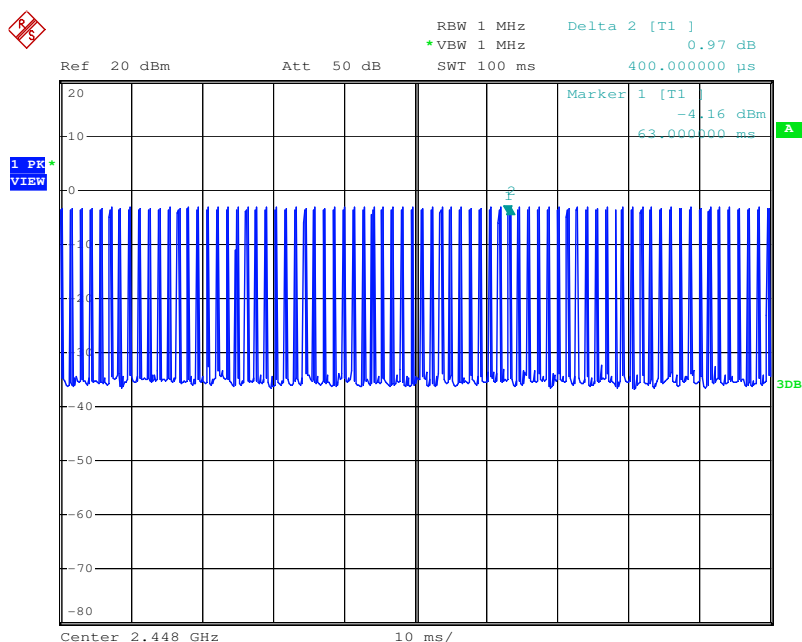
Report No.: SZEM160600502301
Page: 12 of 33

6.2 Radiated Emission

6.2.1 Duty Cycle

Test Requirement:	47 CFR Part 15C Section 15.35 (c)
Test Method:	ANSI C63.10:2013 11.6
Test Setup:	
Instruments Used:	Refer to section 5.10 for details
Limit:	N/A
Test Mode:	Transmitting mode
Test Results:	Pass

Test plot as follows:
Duty cycle numbers



"This document is issued by the Company subject to its General Conditions of Service printed overleaf, available on request or accessible at www.sgs.com/terms_and_conditions.htm and, for electronic format documents, subject to Terms and Conditions for Electronic Documents at www.sgs.com/terms_e-document.htm. Attention is drawn to the limitation of liability, indemnification and jurisdiction issues defined therein. Any holder of this document is advised that information contained hereon reflects the Company's findings at the time of its intervention only and within the limits of Client's instructions, if any. The Company's sole responsibility is to its Client and this document does not exonerate parties to a transaction from exercising all their rights and obligations under the transaction documents. This document cannot be reproduced except in full, without prior written approval of the Company. Any unauthorized alteration, forgery or falsification of the content or appearance of this document is unlawful and offenders may be prosecuted to the fullest extent of the law. Unless otherwise stated the results shown in this test report refer only to the sample(s) tested and such sample(s) are retained for 90 days only."





SGS-CSTC Standards Technical Services Co., Ltd. Shenzhen Branch

Report No.: SZEM160600502301
Page: 14 of 33

6.2.2 Radiated Spurious Emissions

Test Requirement:	47 CFR Part 15C Section 15.249 and 15.209				
Test Method:	ANSI C63.10: 2013 11.12				
Test Site:	Measurement Distance: 3m (Semi-Anechoic Chamber) Measurement Distance: 10m (Semi-Anechoic Chamber)				
Receiver Setup:	Frequency	Detector	RBW	VBW	Remark
	0.009MHz-0.090MHz	Peak	10kHz	30KHz	Peak
	0.009MHz-0.090MHz	Average	10kHz	30KHz	Average
	0.090MHz-0.110MHz	Quasi-peak	10kHz	30KHz	Quasi-peak
	0.110MHz-0.490MHz	Peak	10kHz	30KHz	Peak
	0.110MHz-0.490MHz	Average	10kHz	30KHz	Average
	0.490MHz-30MHz	Quasi-peak	10kHz	30kHz	Quasi-peak
	30MHz-1GHz	Quasi-peak	100 kHz	300KHz	Quasi-peak
	Above 1GHz	Peak	1MHz	3MHz	Peak
		Peak	1MHz	10Hz	Average
Limit: (Spurious Emissions)	Frequency	Field strength (microvolt/meter)	Limit (dBuV/m)	Remark	Measurement distance (m)
	0.009MHz-0.490MHz	2400/F(kHz)	-	-	300
	0.490MHz-1.705MHz	24000/F(kHz)	-	-	30
	1.705MHz-30MHz	30	-	-	30
	30MHz-88MHz	29.9	40.0	Quasi-peak	10
	88MHz-216MHz	44.7	43.5	Quasi-peak	10
	216MHz-960MHz	60.3	46.0	Quasi-peak	10
	960MHz-1GHz	100	54.0	Quasi-peak	10
	Above 1GHz	500	54.0	Average	3
	Note: 15.35(b), Unless otherwise specified, the limit on peak radio frequency emissions is 20dB above the maximum permitted average emission limit applicable to the equipment under test. This peak limit applies to the total peak emission level radiated by the device.				
Limit: (Field strength of the fundamental signal)	Frequency	Limit (dBuV/m @3m)		Remark	
	2400MHz-2483.5MHz	94.0		Average Value	
		114.0		Peak Value	

"This document is issued by the Company subject to its General Conditions of Service printed overleaf, available on request or accessible at www.sgs.com/terms_and_conditions.htm and, for electronic format documents, subject to Terms and Conditions for Electronic Documents at www.sgs.com/terms_e-document.htm. Attention is drawn to the limitation of liability, indemnification and jurisdiction issues defined therein. Any holder of this document is advised that information contained hereon reflects the Company's findings at the time of its intervention only and within the limits of Client's instructions, if any. The Company's sole responsibility is to its Client and this document does not exonerate parties to a transaction from exercising all their rights and obligations under the transaction documents. This document cannot be reproduced except in full, without prior written approval of the Company. Any unauthorized alteration, forgery or falsification of the content or appearance of this document is unlawful and offenders may be prosecuted to the fullest extent of the law. Unless otherwise stated the results shown in this test report refer only to the sample(s) tested and such sample(s) are retained for 90 days only."

Test Setup:

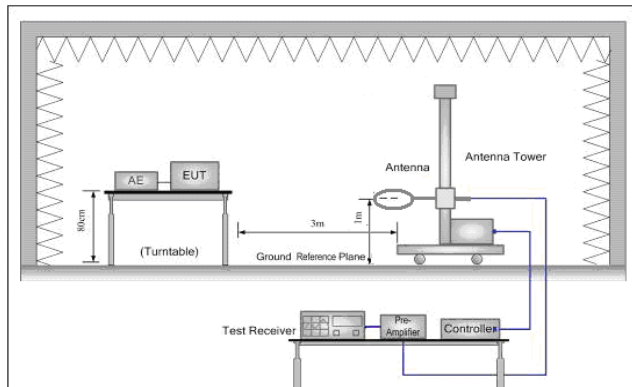


Figure 1. Below 30MHz

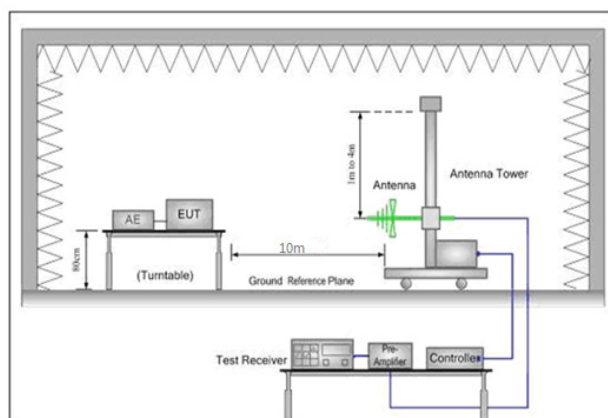


Figure 2. 30MHz to 1GHz

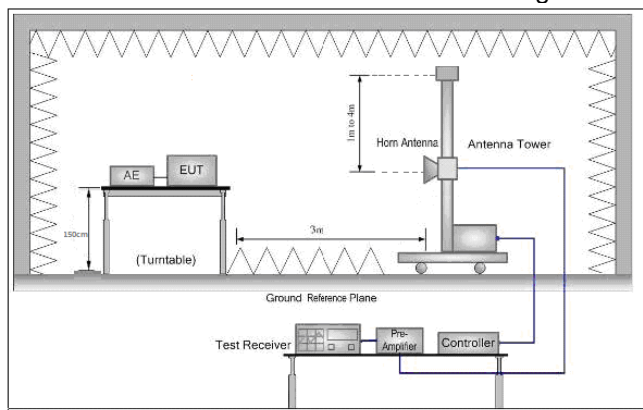


Figure 3. Above 1 GHz

Test Procedure:

- For below 1GHz, the EUT was placed on the top of a rotating table 0.8 meters above the ground at a 3 and 10 meter semi-anechoic chamber. The table was rotated 360 degrees to determine the position of the highest radiation.
- For above 1GHz, the EUT was placed on the top of a rotating table 1.5 meters above the ground at a 3 meter semi-anechoic chamber. The table was rotated 360 degrees to determine the position of the highest radiation.
- The EUT was set 3 or 10 meters away from the interference-receiving antenna, which was mounted on the top of a variable-height antenna tower.
- The antenna height is varied from one meter to four meters above the ground to determine the maximum value of the field strength. Both horizontal and vertical polarizations of the antenna are set to make the measurement.
- For each suspected emission, the EUT was arranged to its worst case and then the antenna was tuned to heights from 1 meter to 4 meters (for the test frequency of below 30MHz, the antenna was tuned to heights 1 meter) and the rotatable table was turned from 0 degrees to 360 degrees to find the maximum reading.
- The test-receiver system was set to Peak Detect Function and



SGS-CSTC Standards Technical Services Co., Ltd. Shenzhen Branch

Report No.: SZEM160600502301

Page: 16 of 33

	Specified Bandwidth with Maximum Hold Mode.
	<p>g. If the emission level of the EUT in peak mode was 10dB lower than the limit specified, then testing could be stopped and the peak values of the EUT would be reported. Otherwise the emissions that did not have 10dB margin would be re-tested one by one using peak, quasi-peak or average method as specified and then reported in a data sheet.</p> <p>h. Test the EUT in the lowest channel,the middle channel,the Highest channel</p> <p>i. The radiation measurements are performed in X, Y, Z axis positioning for Transmitting mode,And found the X axis positioning which it is worse case .</p> <p>j. Repeat above procedures until all frequencies measured was complete.</p>
Exploratory Test Mode:	Transmitting mode
Final Test Mode:	Transmitting mode
Instruments Used:	Refer to section 5.10 for details
Test Results:	Pass

Average value:	
Calculate Formula:	Average value=Peak value + PDCF
	PDCF=20 log(Duty cycle)
	Duty cycle= T on time / T period
Test data:	Ton time =0.24ms
	T period =1.38ms
	PDCF =-15.19



SGS-CSTC Standards Technical Services Co., Ltd. Shenzhen Branch

Report No.: SZEM160600502301

Page: 17 of 33

Measurement Data

6.2.2.1 Field Strength Of The Fundamental Signal

Peak value:

Frequency (MHz)	Antenna Factor (dB/m)	Cable Loss (dB)	Preamplifier Factor (dB)	Read Level (dBuV)	Level (dBuV/m)	Limit Line (dBuV/m)	Over Limit (dB)	Polarization
2415.838	28.67	5.36	38.11	96.52	92.44	114.00	-21.56	Horizontal
2415.838	28.67	5.36	38.11	97.18	93.10	114.00	-20.90	Vertical
2447.774	28.82	5.38	38.11	95.33	91.42	114.00	-22.58	Horizontal
2447.674	28.82	5.38	38.11	95.02	91.11	114.00	-22.89	Vertical
2480.399	28.97	5.41	38.12	93.58	89.84	114.00	-24.16	Horizontal
2479.561	28.97	5.40	38.12	89.58	85.83	114.00	-28.17	Vertical

Average value:

Frequency (MHz)	PDCF	Peak Level (dBuV/m)	Average Level (dBuV/m)	Limit Line (dBuV/m)	Over Limit (dB)	Polarization
2415.838	-15.19	92.44	77.25	94.00	-16.75	Horizontal
2415.838		93.10	77.91	94.00	-16.09	Vertical
2447.774		91.42	76.23	94.00	-17.77	Horizontal
2447.674		91.11	75.92	94.00	-18.08	Vertical
2480.399		89.84	74.65	94.00	-19.35	Horizontal
2479.561		85.83	70.64	94.00	-23.36	Vertical

"This document is issued by the Company subject to its General Conditions of Service printed overleaf, available on request or accessible at www.sgs.com/terms_and_conditions.htm and, for electronic format documents, subject to Terms and Conditions for Electronic Documents at www.sgs.com/terms_e-document.htm. Attention is drawn to the limitation of liability, indemnification and jurisdiction issues defined therein. Any holder of this document is advised that information contained hereon reflects the Company's findings at the time of its intervention only and within the limits of Client's instructions, if any. The Company's sole responsibility is to its Client and this document does not exonerate parties to a transaction from exercising all their rights and obligations under the transaction documents. This document cannot be reproduced except in full, without prior written approval of the Company. Any unauthorized alteration, forgery or falsification of the content or appearance of this document is unlawful and offenders may be prosecuted to the fullest extent of the law. Unless otherwise stated the results shown in this test report refer only to the sample(s) tested and such sample(s) are retained for 90 days only."

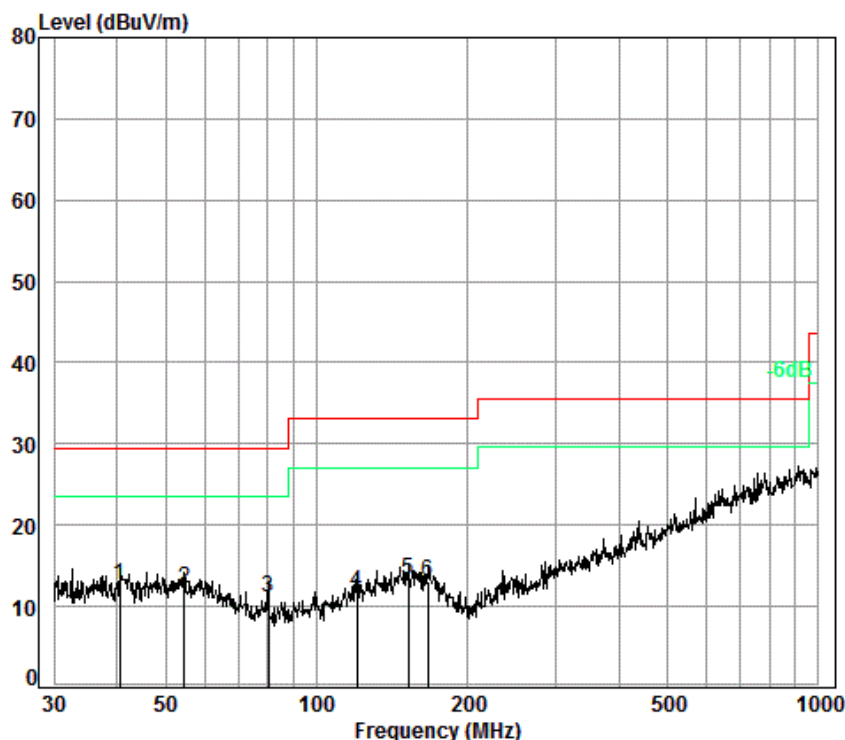


SGS-CSTC Standards Technical Services Co., Ltd. Shenzhen Branch

Report No.: SZEM160600502301
Page: 18 of 33

6.2.2.2 Spurious Emissions

30MHz~1GHz		
Test mode:	Transmitting	Vertical



Condition: 10m Vertical

Job No. : 5023CR

Test Mode: TX Mode

		Cable	Ant	Preamp	Read		Limit	Over
	Freq	Loss	Factor	Factor	Level	Level	Line	Limit
	MHz	dB	dB/m	dB	dBuV	dBuV/m	dBuV/m	dB
1 pp	40.56	6.80	13.27	32.99	25.53	12.61	29.50	-16.89
2	54.64	6.99	12.40	32.97	25.81	12.23	29.50	-17.27
3	80.36	7.10	8.55	32.86	28.31	11.10	29.50	-18.40
4	120.28	7.30	11.51	32.77	25.83	11.87	33.10	-21.23
5	152.13	7.46	13.41	32.74	25.20	13.33	33.10	-19.77
6	166.65	7.50	12.74	32.73	25.56	13.07	33.10	-20.03

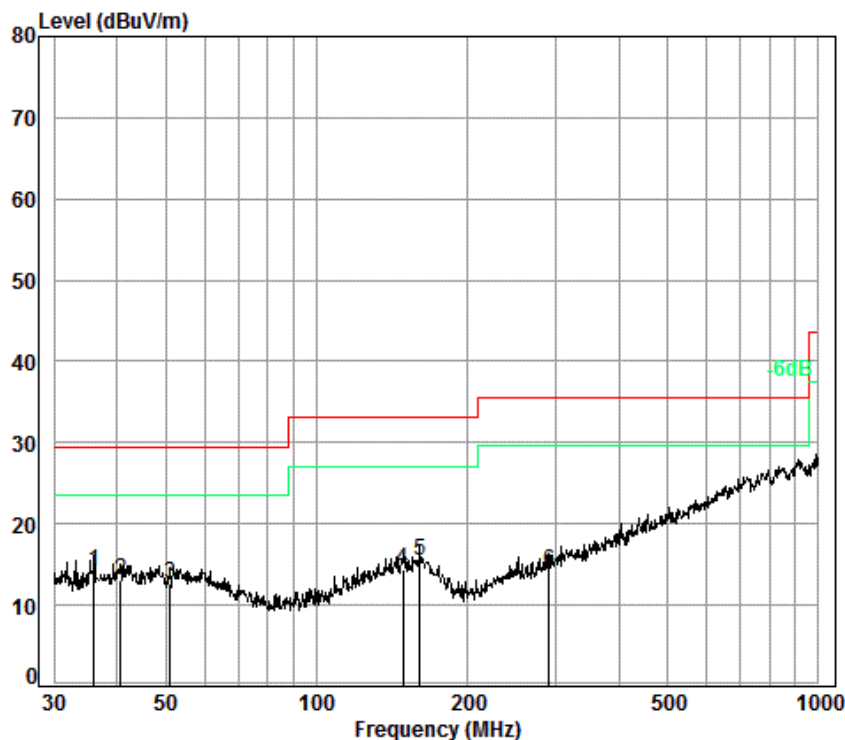
"This document is issued by the Company subject to its General Conditions of Service printed overleaf, available on request or accessible at www.sgs.com/terms_and_conditions.htm and, for electronic format documents, subject to Terms and Conditions for Electronic Documents at www.sgs.com/terms_e-document.htm. Attention is drawn to the limitation of liability, indemnification and jurisdiction issues defined therein. Any holder of this document is advised that information contained hereon reflects the Company's findings at the time of its intervention only and within the limits of Client's instructions, if any. The Company's sole responsibility is to its Client and this document does not exonerate parties to a transaction from exercising all their rights and obligations under the transaction documents. This document cannot be reproduced except in full, without prior written approval of the Company. Any unauthorized alteration, forgery or falsification of the content or appearance of this document is unlawful and offenders may be prosecuted to the fullest extent of the law. Unless otherwise stated the results shown in this test report refer only to the sample(s) tested and such sample(s) are retained for 90 days only."



SGS-CSTC Standards Technical Services Co., Ltd. Shenzhen Branch

Report No.: SZEM160600502301
Page: 19 of 33

Test mode:	Transmitting	Horizontal
------------	--------------	------------



Condition: 10m Horizontal

Job No. : 5023CR

Test Mode: TX Mode

		Cable	Ant	Preamp	Read		Limit	Over
	Freq	Loss	Factor	Factor	Level	Level	Line	Limit
	MHz	dB	dB/m	dB	dBuV	dBuV/m	dBuV/m	dB
1 pp	36.00	6.72	12.78	32.98	27.70	14.22	29.50	-15.28
2	40.70	6.80	13.26	32.99	25.98	13.05	29.50	-16.45
3	51.12	6.92	12.69	32.99	26.08	12.70	29.50	-16.80
4	148.44	7.44	13.31	32.74	26.31	14.32	33.10	-18.78
5	160.35	7.50	13.36	32.73	27.38	15.51	33.10	-17.59
6	291.04	8.03	12.44	32.61	26.39	14.25	35.60	-21.35

"This document is issued by the Company subject to its General Conditions of Service printed overleaf, available on request or accessible at www.sgs.com/terms_and_conditions.htm and, for electronic format documents, subject to Terms and Conditions for Electronic Documents at www.sgs.com/terms_e-document.htm. Attention is drawn to the limitation of liability, indemnification and jurisdiction issues defined therein. Any holder of this document is advised that information contained hereon reflects the Company's findings at the time of its intervention only and within the limits of Client's instructions, if any. The Company's sole responsibility is to its Client and this document does not exonerate parties to a transaction from exercising all their rights and obligations under the transaction documents. This document cannot be reproduced except in full, without prior written approval of the Company. Any unauthorized alteration, forgery or falsification of the content or appearance of this document is unlawful and offenders may be prosecuted to the fullest extent of the law. Unless otherwise stated the results shown in this test report refer only to the sample(s) tested and such sample(s) are retained for 90 days only."



SGS-CSTC Standards Technical Services Co., Ltd. Shenzhen Branch

Report No.: SZEM160600502301
Page: 20 of 33

Above 1GHz								
Test mode:	Transmitting		Test channel:	Lowest		Remark:	Peak	
Frequency (MHz)	Antenna Factor (dB/m)	Cable Loss (dB)	Preamplifier Factor (dB)	Read Level (dBuV)	Level (dBuV/m)	Limit Line (dBuV/m)	Over Limit (dB)	Polarization
3589.562	32.08	7.66	38.40	46.51	47.85	74.00	-26.15	Vertical
4832.000	34.13	8.91	38.75	62.27	66.56	74.00	-7.44	Vertical
5982.226	34.66	10.51	38.96	46.54	52.75	74.00	-21.25	Vertical
7248.000	35.58	10.70	37.62	44.14	52.80	74.00	-21.20	Vertical
9664.000	37.10	12.53	36.27	37.62	50.98	74.00	-23.02	Vertical
12639.790	37.92	14.55	37.79	37.60	52.28	74.00	-21.72	Horizontal
3836.607	32.94	7.75	38.50	45.90	48.09	74.00	-25.91	Horizontal
4832.000	34.13	8.91	38.75	61.88	66.17	74.00	-7.83	Horizontal
6157.871	34.78	10.36	38.75	46.45	52.84	74.00	-21.16	Horizontal
7248.000	35.58	10.70	37.62	42.91	51.57	74.00	-22.43	Horizontal

Average value:

Frequency (MHz)	PDCF	Peak Level (dBuV/m)	Average Level (dBuV/m)	Limit Line (dBuV/m)	Over Limit (dB)	Polarization
4832.000	-15.19	66.56	51.37	54.00	-2.63	Vertical
4832.000		66.17	50.98	54.00	-3.02	Horizontal

Test mode:	Transmitting		Test channel:	Middle		Remark:	Peak	
Frequency (MHz)	Cable Loss (dB)	Antenna Factor (dB/m)	Preamplifier Factor (dB)	Read Level (dBuV)	Level (dBuV/m)	Limit Line (dBuV/m)	Over Limit (dB)	Polarization
3825.521	32.93	7.75	38.49	45.78	47.97	74.00	-26.03	Vertical
4896.000	34.20	9.00	38.77	61.61	66.04	74.00	-7.96	Vertical
6034.386	34.72	10.52	38.91	46.23	52.56	74.00	-21.44	Vertical
7344.000	35.53	10.73	37.58	43.95	52.63	74.00	-21.37	Vertical
9792.000	37.10	12.60	36.10	39.99	53.59	74.00	-20.41	Vertical
12603.270	37.90	14.44	37.75	38.34	52.93	74.00	-21.07	Horizontal
3825.521	32.93	7.75	38.49	46.16	48.35	74.00	-25.65	Horizontal
4896.000	34.20	9.00	38.77	61.91	66.34	74.00	-7.66	Horizontal

"This document is issued by the Company subject to its General Conditions of Service printed overleaf, available on request or accessible at www.sgs.com/terms_and_conditions.htm and, for electronic format documents, subject to Terms and Conditions for Electronic Documents at www.sgs.com/terms_e-document.htm. Attention is drawn to the limitation of liability, indemnification and jurisdiction issues defined therein. Any holder of this document is advised that information contained hereon reflects the Company's findings at the time of its intervention only and within the limits of Client's instructions, if any. The Company's sole responsibility is to its Client and this document does not exonerate parties to a transaction from exercising all their rights and obligations under the transaction documents. This document cannot be reproduced except in full, without prior written approval of the Company. Any unauthorized alteration, forgery or falsification of the content or appearance of this document is unlawful and offenders may be prosecuted to the fullest extent of the law. Unless otherwise stated the results shown in this test report refer only to the sample(s) tested and such sample(s) are retained for 90 days only."



SGS-CSTC Standards Technical Services Co., Ltd. Shenzhen Branch

Report No.: SZEM160600502301

Page: 21 of 33

6051.874	34.73	10.49	38.89	46.24	52.57	74.00	-21.43	Horizontal
7344.000	35.53	10.73	37.58	42.81	51.49	74.00	-22.51	Horizontal

Average value:

Frequency (MHz)	PDCF	Peak Level (dBuV/m)	Average Level (dBuV/m)	Limit Line (dBuV/m)	Over Limit (dB)	Polarization
4896.000	-15.19	66.04	50.85	54.00	-3.15	Vertical
4896.000		66.34	51.15	54.00	-2.85	Horizontal

Test mode:		Transmitting		Test channel:		Highest		Remark:	Peak
Frequency (MHz)	Cable Loss (dB)	Antenna Factor (dB/m)	Preamplifier Factor (dB)	Read Level (dBuV)	Level (dBuV/m)	Limit Line (dBuV/m)	Over Limit (dB)	Polarization	
3803.444	32.90	7.74	38.49	45.88	48.03	74.00	-25.97	Vertical	
4960.000	34.26	9.09	38.78	57.76	62.33	74.00	-11.67	Vertical	
6283.882	34.80	10.20	38.59	46.48	52.89	74.00	-21.11	Vertical	
7440.000	35.60	10.77	37.54	42.94	51.77	74.00	-22.23	Vertical	
9920.000	37.22	12.67	35.93	39.17	53.13	74.00	-20.87	Vertical	
12639.790	37.92	14.55	37.79	37.24	51.92	74.00	-22.08	Horizontal	
3727.173	32.61	7.71	38.46	46.74	48.60	74.00	-25.40	Horizontal	
4960.000	34.26	9.09	38.78	62.34	66.91	74.00	-7.09	Horizontal	
6087.002	34.74	10.45	38.85	47.25	53.59	74.00	-20.41	Horizontal	
7440.000	35.60	10.77	37.54	42.61	51.44	74.00	-22.56	Horizontal	

Average value:

Frequency (MHz)	PDCF	Peak Level (dBuV/m)	Average Level (dBuV/m)	Limit Line (dBuV/m)	Over Limit (dB)	Polarization
4960.000	-15.39	62.33	47.14	54.00	-6.86	Vertical
4960.000		66.91	51.72	54.00	-2.28	Horizontal

Remark:

- 1) The field strength is calculated by adding the Antenna Factor, Cable Factor & Preamplifier. The basic equation with a sample calculation is as follows:
Final Test Level = Receiver Reading + Antenna Factor + Cable Factor – Preamplifier Factor
- 2) Scan from 9kHz to 25GHz, The disturbance above 13GHz and below 30MHz was very low, and the above harmonics were the highest point could be found when testing, so only the above harmonics had been

"This document is issued by the Company subject to its General Conditions of Service printed overleaf, available on request or accessible at www.sgs.com/terms_and_conditions.htm and, for electronic format documents, subject to Terms and Conditions for Electronic Documents at www.sgs.com/terms_e-document.htm. Attention is drawn to the limitation of liability, indemnification and jurisdiction issues defined therein. Any holder of this document is advised that information contained hereon reflects the Company's findings at the time of its intervention only and within the limits of Client's instructions, if any. The Company's sole responsibility is to its Client and this document does not exonerate parties to a transaction from exercising all their rights and obligations under the transaction documents. This document cannot be reproduced except in full, without prior written approval of the Company. Any unauthorized alteration, forgery or falsification of the content or appearance of this document is unlawful and offenders may be prosecuted to the fullest extent of the law. Unless otherwise stated the results shown in this test report refer only to the sample(s) tested and such sample(s) are retained for 90 days only."



SGS-CSTC Standards Technical Services Co., Ltd. Shenzhen Branch

Report No.: SZEM160600502301

Page: 22 of 33

displayed. The amplitude of spurious emissions from the radiator which are attenuated more than 20dB below the limit need not be reported .

- 3) As shown in this section, for frequencies above 1GHz, the field strength limits are based on average limits. However, the peak field strength of any emission shall not exceed the maximum permitted average limits specified above by more than 20 dB under any condition of modulation. So, only the peak measurements were shown in the report.

6.3 Restricted bands around fundamental frequency

Test Requirement:	47 CFR Part 15C Section 15.209 and 15.205		
Test Method:	ANSI C63.10: 2013 11.12		
Test Site:	Measurement Distance: 3m (Semi-Anechoic Chamber)		
Limit(Band Edge):	Emissions radiated outside of the specified frequency bands, except for harmonics, shall be attenuated by at least 50 dB below the level of the fundamental or to the general radiated emission limits in Section 15.209, whichever is the lesser attenuation.		
	Frequency	Limit (dBuV/m @3m)	Remark
	30MHz-88MHz	40.0	Quasi-peak Value
	88MHz-216MHz	43.5	Quasi-peak Value
	216MHz-960MHz	46.0	Quasi-peak Value
	960MHz-1GHz	54.0	Quasi-peak Value
	Above 1GHz	54.0	Average Value
74.0		Peak Value	
Test Setup:			

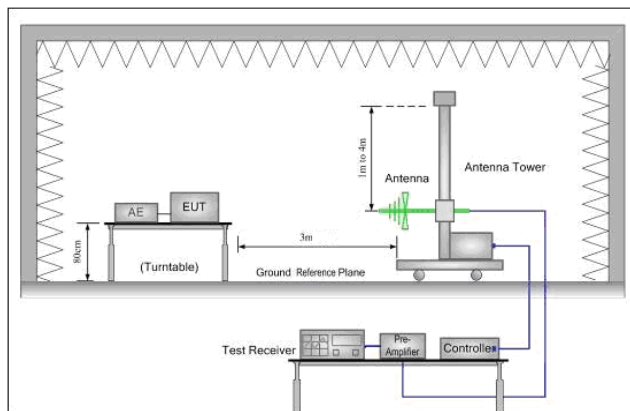


Figure 1. 30MHz to 1GHz

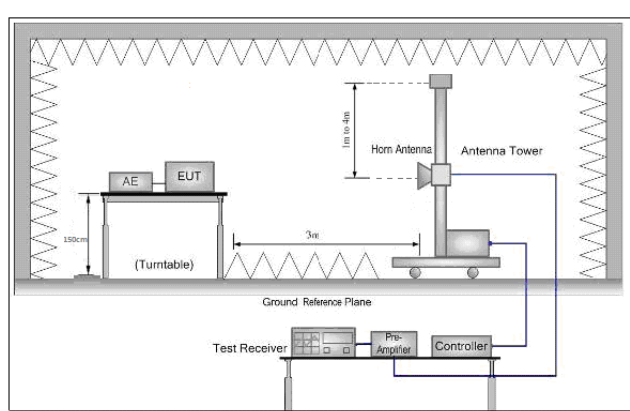


Figure 2. Above 1 GHz



SGS-CSTC Standards Technical Services Co., Ltd.
Shenzhen Branch

Report No.: SZEM160600502301

Page: 24 of 33

Test Procedure:	<ul style="list-style-type: none">a. For below 1GHz, the EUT was placed on the top of a rotating table 0.8 meters above the ground at a 3 meter semi-anechoic chamber. The table was rotated 360 degrees to determine the position of the highest radiation.b. For above 1GHz, the EUT was placed on the top of a rotating table 1.5 meters above the ground at a 3 meter semi-anechoic chamber. The table was rotated 360 degrees to determine the position of the highest radiation.c. The EUT was set 3 meters away from the interference-receiving antenna, which was mounted on the top of a variable-height antenna tower.d. The antenna height is varied from one meter to four meters above the ground to determine the maximum value of the field strength. Both horizontal and vertical polarizations of the antenna are set to make the measurement.e. For each suspected emission, the EUT was arranged to its worst case and then the antenna was tuned to heights from 1 meter to 4 meters and the rotatable table was turned from 0 degrees to 360 degrees to find the maximum reading.f. The test-receiver system was set to Peak Detect Function and Specified Bandwidth with Maximum Hold Mode.g. Place a marker at the end of the restricted band closest to the transmit frequency to show compliance. Also measure any emissions in the restricted bands. Save the spectrum analyzer plot. Repeat for each power and modulation for lowest and highest channelh. Test the EUT in the lowest channel , the Highest channeli. The radiation measurements are performed in X, Y, Z axis positioning for Transmitting mode, And found the X axis positioning which it is worse case.j. Repeat above procedures until all frequencies measured was complete.
Instruments Used:	Refer to section 5.10 for details
Exploratory Test Mode:	Transmitting mode
Final Test Mode:	Transmitting mode
Test Results:	Pass

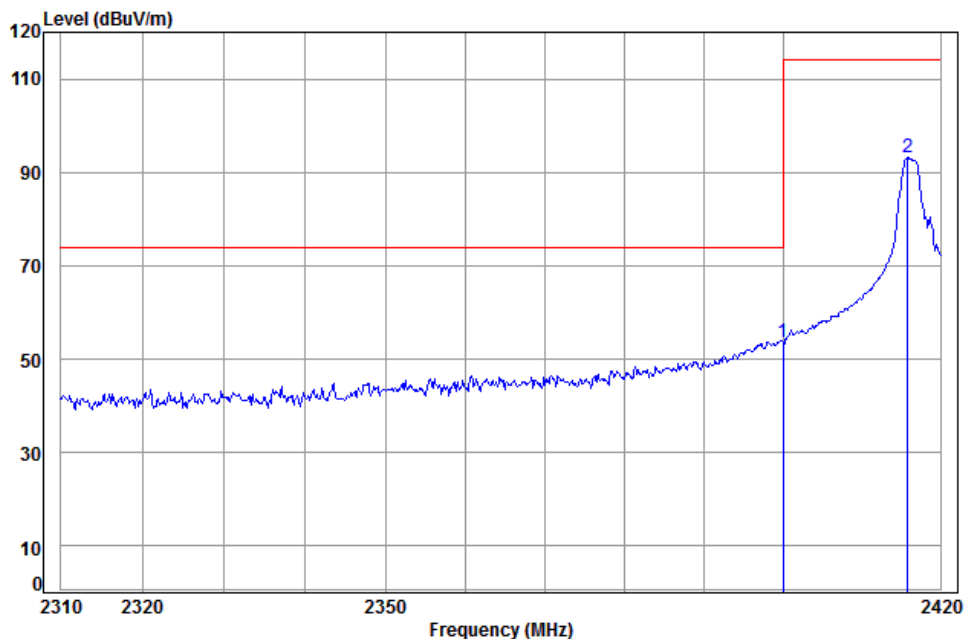


SGS-CSTC Standards Technical Services Co., Ltd. Shenzhen Branch

Report No.: SZEM160600502301
Page: 25 of 33

Test plot as follows:

Test mode:	Transmitting	Test channel:	Lowest	Remark:	Vertical
------------	--------------	---------------	--------	---------	----------



Condition: 3m Vertical

Job No: : 5023CR

Mode: : 2416 Band edge

	Freq	Cable Loss	Ant Factor	Preamp Factor	Read Level	Limit Level	Over Line	Over Limit	Remark
	MHz	dB	dB/m	dB	dBuV	dBuV/m	dBuV/m	dB	
1 pp	2400.000	5.34	28.60	38.11	57.77	53.60	74.00	-20.40	Peak
2	2415.838	5.36	28.67	38.11	97.18	93.10	114.00	-20.90	Peak

"This document is issued by the Company subject to its General Conditions of Service printed overleaf, available on request or accessible at www.sgs.com/terms_and_conditions.htm and, for electronic format documents, subject to Terms and Conditions for Electronic Documents at www.sgs.com/terms_e-document.htm. Attention is drawn to the limitation of liability, indemnification and jurisdiction issues defined therein. Any holder of this document is advised that information contained hereon reflects the Company's findings at the time of its intervention only and within the limits of Client's instructions, if any. The Company's sole responsibility is to its Client and this document does not exonerate parties to a transaction from exercising all their rights and obligations under the transaction documents. This document cannot be reproduced except in full, without prior written approval of the Company. Any unauthorized alteration, forgery or falsification of the content or appearance of this document is unlawful and offenders may be prosecuted to the fullest extent of the law. Unless otherwise stated the results shown in this test report refer only to the sample(s) tested and such sample(s) are retained for 90 days only."

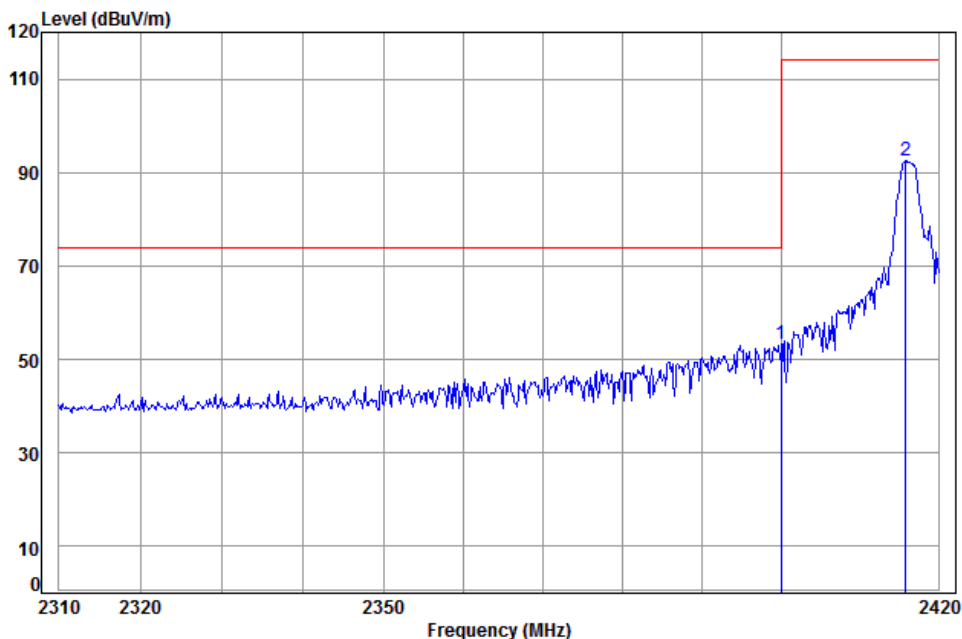


SGS-CSTC Standards Technical Services Co., Ltd.
Shenzhen Branch

Report No.: SZEM160600502301

Page: 26 of 33

Test mode:	Transmitting	Test channel:	Lowest	Remark:	Horizontal
------------	--------------	---------------	--------	---------	------------



Condition: 3m Horizontal

Job No: : 5023CR

Mode: : 2416 Band edge

		Cable	Ant	Preamp	Read	Limit	Over	
	Freq	Loss	Factor	Factor	Level	Line	Limit	Remark
	MHz	dB	dB/m	dB	dBuV	dBuV/m	dBuV/m	dB
1	pp 2400.000	5.34	28.60	38.11	57.50	53.33	74.00	-20.67 Peak
2	2415.838	5.36	28.67	38.11	96.52	92.44	114.00	-21.56 Peak

"This document is issued by the Company subject to its General Conditions of Service printed overleaf, available on request or accessible at www.sgs.com/terms_and_conditions.htm and, for electronic format documents, subject to Terms and Conditions for Electronic Documents at www.sgs.com/terms_e-document.htm. Attention is drawn to the limitation of liability, indemnification and jurisdiction issues defined therein. Any holder of this document is advised that information contained hereon reflects the Company's findings at the time of its intervention only and within the limits of Client's instructions, if any. The Company's sole responsibility is to its Client and this document does not exonerate parties to a transaction from exercising all their rights and obligations under the transaction documents. This document cannot be reproduced except in full, without prior written approval of the Company. Any unauthorized alteration, forgery or falsification of the content or appearance of this document is unlawful and offenders may be prosecuted to the fullest extent of the law. Unless otherwise stated the results shown in this test report refer only to the sample(s) tested and such sample(s) are retained for 90 days only."

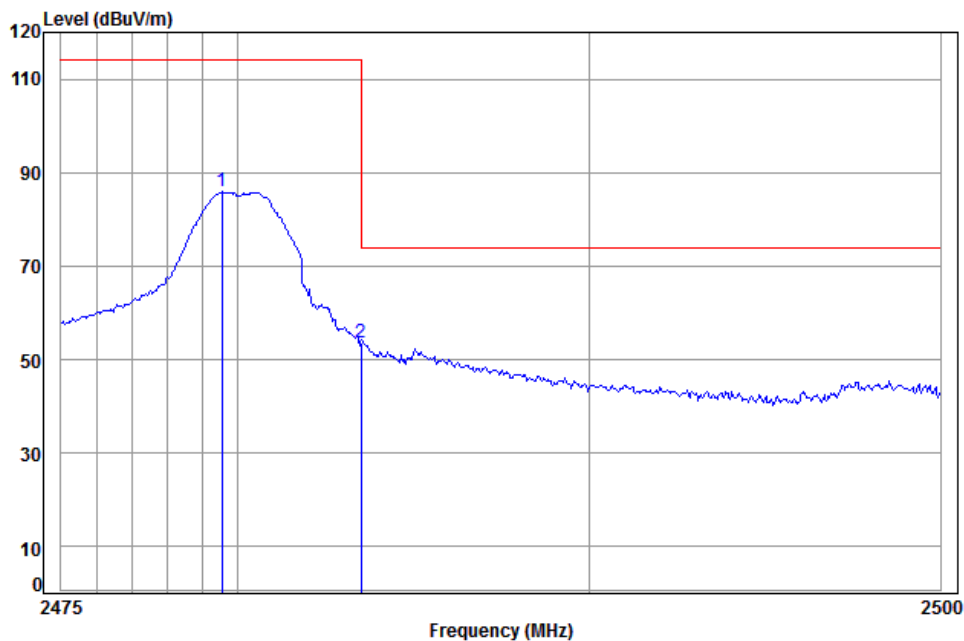


SGS-CSTC Standards Technical Services Co., Ltd.
Shenzhen Branch

Report No.: SZEM160600502301

Page: 27 of 33

Test mode:	Transmitting	Test channel:	Highest	Remark:	Vertical
------------	--------------	---------------	---------	---------	----------



Condition: 3m Vertical

Job No: : 5023CR

Mode: : 2480 Band edge

		Cable	Ant	Preamp	Read		Limit	Over
	Freq	Loss	Factor	Factor	Level	Level	Line	Limit
	MHz	dB	dB/m	dB	dBuV	dBuV/m	dBuV/m	dB
1 pk	2479.561	5.40	28.97	38.12	89.58	85.83	114.00	-28.17
2 pp	2483.500	5.41	28.98	38.12	57.42	53.69	74.00	-20.31

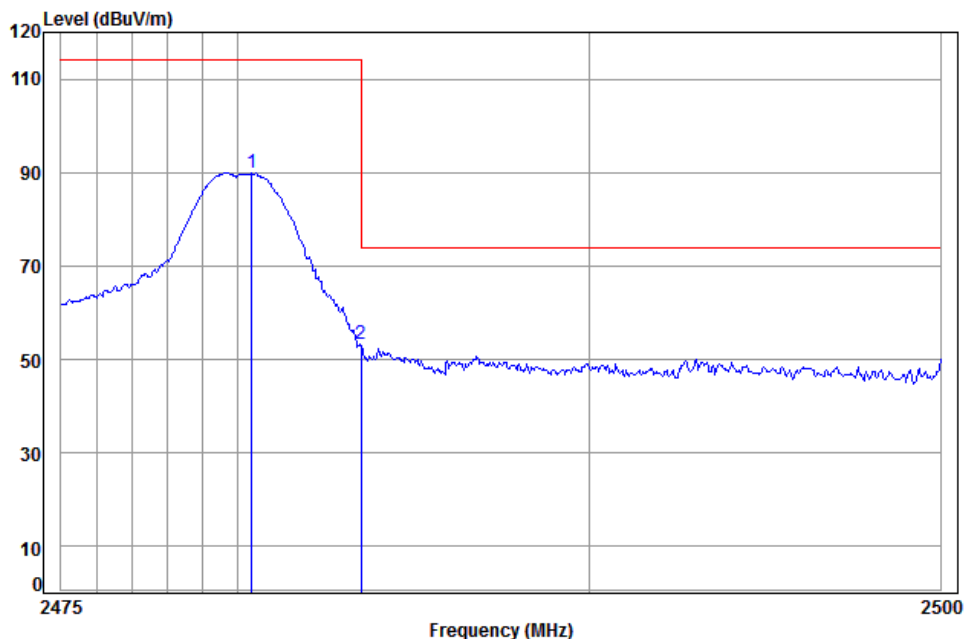
"This document is issued by the Company subject to its General Conditions of Service printed overleaf, available on request or accessible at www.sgs.com/terms_and_conditions.htm and, for electronic format documents, subject to Terms and Conditions for Electronic Documents at www.sgs.com/terms_e-document.htm. Attention is drawn to the limitation of liability, indemnification and jurisdiction issues defined therein. Any holder of this document is advised that information contained hereon reflects the Company's findings at the time of its intervention only and within the limits of Client's instructions, if any. The Company's sole responsibility is to its Client and this document does not exonerate parties to a transaction from exercising all their rights and obligations under the transaction documents. This document cannot be reproduced except in full, without prior written approval of the Company. Any unauthorized alteration, forgery or falsification of the content or appearance of this document is unlawful and offenders may be prosecuted to the fullest extent of the law. Unless otherwise stated the results shown in this test report refer only to the sample(s) tested and such sample(s) are retained for 90 days only."



SGS-CSTC Standards Technical Services Co., Ltd. Shenzhen Branch

Report No.: SZEM160600502301
Page: 28 of 33

Test mode:	Transmitting	Test channel:	Highest	Remark:	Horizontal
------------	--------------	---------------	---------	---------	------------



Condition: 3m Horizontal

Job No: : 5023CR

Mode: : 2480 Band edge

	Freq	Cable Loss	Ant Factor	Preamp Factor	Read Level	Level	Limit Line	Over Limit
	MHz	dB	dB/m	dB	dBuV	dBuV/m	dBuV/m	dB
1 pk	2480.399	5.41	28.97	38.12	93.58	89.84	114.00	-24.16
2 pp	2483.500	5.41	28.98	38.12	56.90	53.17	74.00	-20.83

Note:

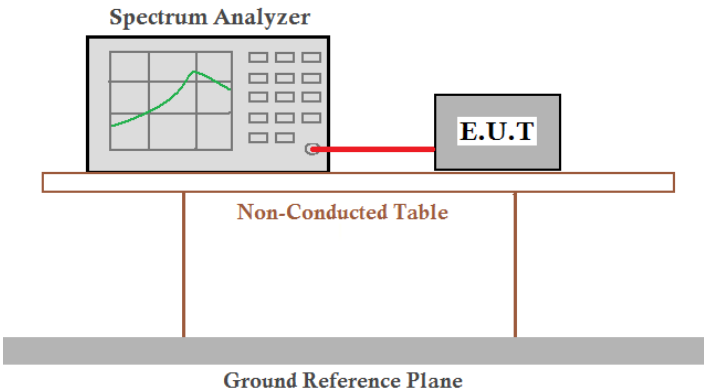
The field strength is calculated by adding the Antenna Factor, Cable Factor & Preamplifier. The basic equation with a sample calculation is as follows:

Final Test Level = Receiver Reading + Antenna Factor + Cable Factor – Preamplifier Factor

"This document is issued by the Company subject to its General Conditions of Service printed overleaf, available on request or accessible at www.sgs.com/terms_and_conditions.htm and, for electronic format documents, subject to Terms and Conditions for Electronic Documents at www.sgs.com/terms_e-document.htm. Attention is drawn to the limitation of liability, indemnification and jurisdiction issues defined therein. Any holder of this document is advised that information contained hereon reflects the Company's findings at the time of its intervention only and within the limits of Client's instructions, if any. The Company's sole responsibility is to its Client and this document does not exonerate parties to a transaction from exercising all their rights and obligations under the transaction documents. This document cannot be reproduced except in full, without prior written approval of the Company. Any unauthorized alteration, forgery or falsification of the content or appearance of this document is unlawful and offenders may be prosecuted to the fullest extent of the law. Unless otherwise stated the results shown in this test report refer only to the sample(s) tested and such sample(s) are retained for 90 days only."



6.4 20dB Bandwidth

Test Requirement:	47 CFR Part 15C Section 15.215
Test Method:	ANSI C63.10:2013 11.8
Test Setup:	
Test Mode:	Transmitter mode
Limit:	N/A
Instruments Used:	Refer to section 5.10 for details
Test Results:	Pass

Measurement Data

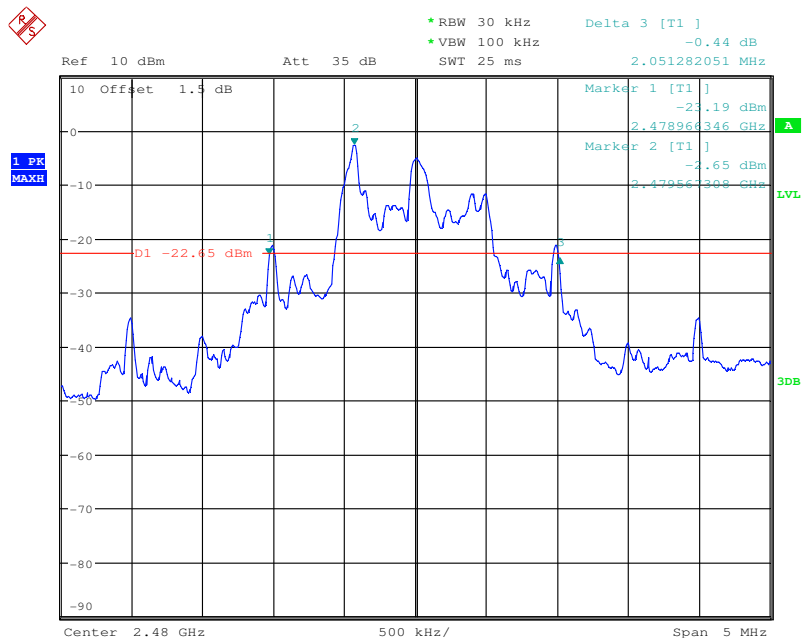
Test Channel	20dB bandwidth (MHz)	Results
Lowest	2.051	Pass
Middle	2.043	Pass
Highest	2.051	Pass



SGS-CSTC Standards Technical Services Co., Ltd. Shenzhen Branch

Report No.: SZEM160600502301
Page: 31 of 33

Test channel:	Highest
---------------	---------



"This document is issued by the Company subject to its General Conditions of Service printed overleaf, available on request or accessible at www.sgs.com/terms_and_conditions.htm and, for electronic format documents, subject to Terms and Conditions for Electronic Documents at www.sgs.com/terms_e-document.htm. Attention is drawn to the limitation of liability, indemnification and jurisdiction issues defined therein. Any holder of this document is advised that information contained hereon reflects the Company's findings at the time of its intervention only and within the limits of Client's instructions, if any. The Company's sole responsibility is to its Client and this document does not exonerate parties to a transaction from exercising all their rights and obligations under the transaction documents. This document cannot be reproduced except in full, without prior written approval of the Company. Any unauthorized alteration, forgery or falsification of the content or appearance of this document is unlawful and offenders may be prosecuted to the fullest extent of the law. Unless otherwise stated the results shown in this test report refer only to the sample(s) tested and such sample(s) are retained for 90 days only."




7 Photographs

Test Item No.: KL-7010F-12V

7.1 Radiated Emission Test Setup



7.2 Radiated Spurious Emission Test Setup





7.3 EUT Constructional Details

Refer to Appendix A - Photographs of EUT Constructional Details for SZEM1606005023CR.