External photos



Bluetooth:
Turn on > Press > Select SP850 from phone's Bluetooth menu.
SD Card:
Insert micro SD card > Audio will start automatically





FM:
Option 1 - Auto Search (for initial setup)
Turn on > Press MENU/OK > Press MENU/OK again to select
Auto-searching >Wait for search to finish
Option 2 - Manually Save Favorite Channels (e.g. if you like FM96.1 and 102.5)
Turn on > Hold MENU/OK for 1s > System Settings, use ⏮ / ⏭ to scroll to Factory Reset > Press MENU/OK
> Press 9 6 1 & wait 1s > Press 1 0 2 5 &
wait 1s > Now press 1 for 96.1 or 2 for 102.5
Bluetooth:
Turn on > Press > Select SP850 from phone's Bluetooth menu.
SD Card:
Insert micro SD card > Audio will start automatically


Thanksun Technology Co.,LTD.


BL-5C
1000mAh 3.7V 3.7Wh
RECHARGEABLE Li-ion BATTERY.
USE SPECIFIED CHARGER ONLY.
MUST BE DISPOSED OF PROPERLY.
MAY EXPLODE IF DAMAGED OR DISPOSED OF IN FIRE.
DO NOT SHORT-CIRCUIT.
Li-ion
0670386111248342 46
NTC