11N20SISO_5785

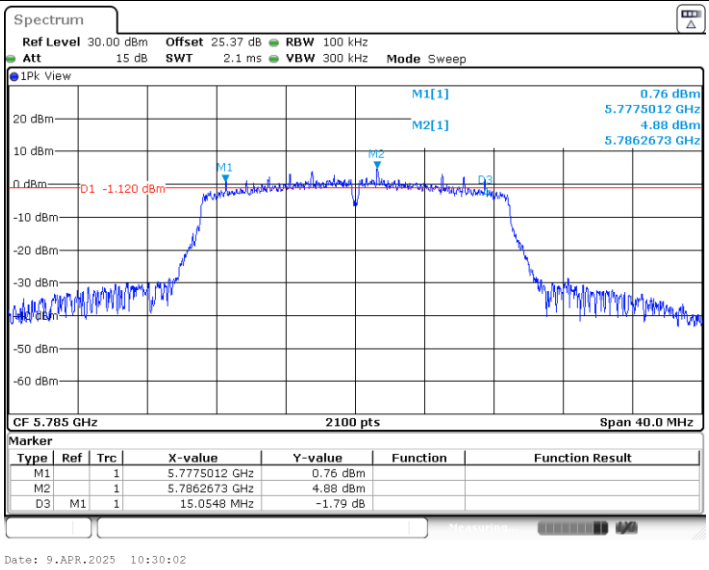

11N20SISO_5825

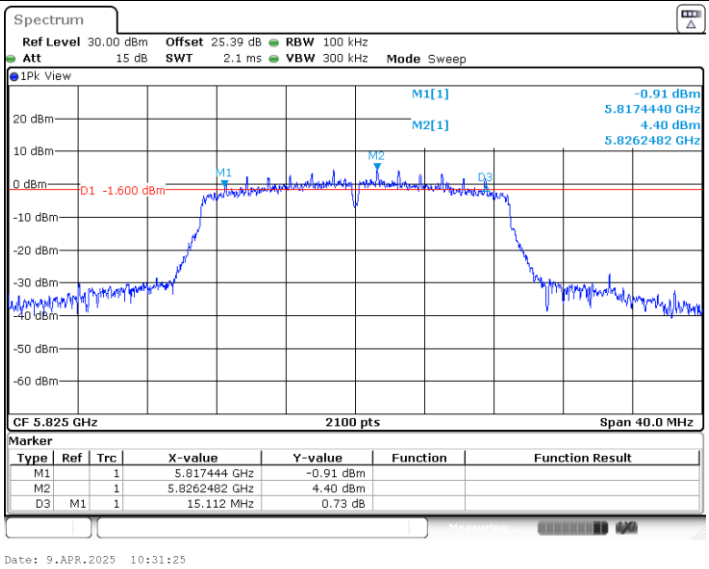

11N40SISO_5755

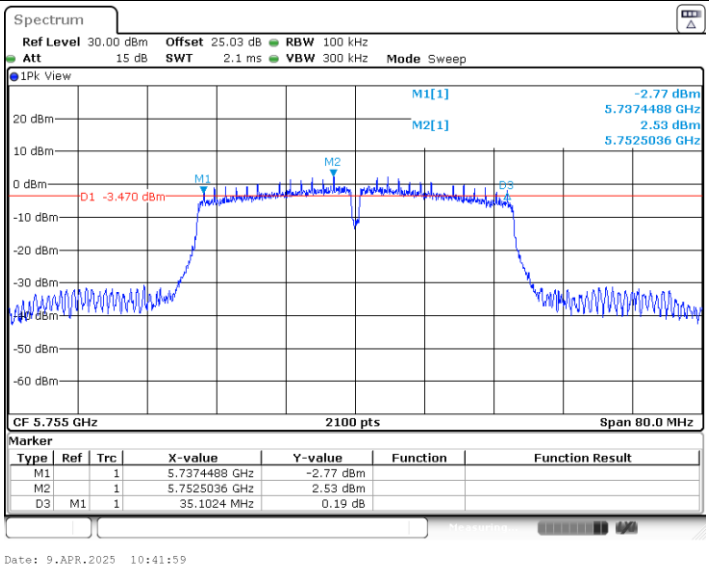

11N40SISO_5795

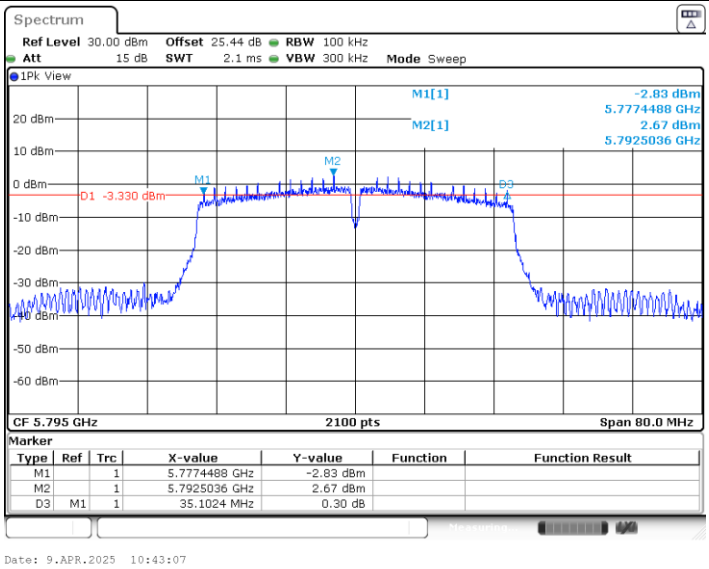

11AC80SISO_5775

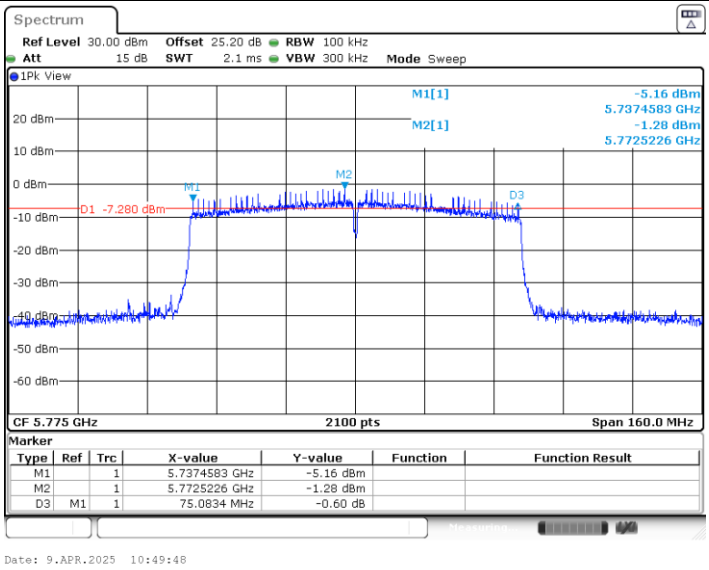

Maximum power spectral density

Test Result

TestMode	Antenna	Freq(MHz)	Result [dBm/MHz]	Limit[dBm/MHz]	Verdict
11A	Ant1	5180	5.04	≤11.00	PASS
		5220	5.59	≤11.00	PASS
		5240	6.30	≤11.00	PASS
		5260	5.36	≤11.00	PASS
		5300	5.70	≤11.00	PASS
		5320	5.55	≤11.00	PASS
		5500	5.78	≤11.00	PASS
		5580	5.41	≤11.00	PASS
		5700	5.31	≤11.00	PASS
		5745	2.49	≤30.00	PASS
		5785	2.82	≤30.00	PASS
		5825	2.31	≤30.00	PASS
11N20SISO	Ant1	5180	4.06	≤11.00	PASS
		5220	4.12	≤11.00	PASS
		5240	5.04	≤11.00	PASS
		5260	4.02	≤11.00	PASS
		5300	4.46	≤11.00	PASS
		5320	4.28	≤11.00	PASS
		5500	4.52	≤11.00	PASS
		5580	4.18	≤11.00	PASS
		5700	3.98	≤11.00	PASS
		5745	1.76	≤30.00	PASS
		5785	1.86	≤30.00	PASS
		5825	1.34	≤30.00	PASS
11N40SISO	Ant1	5190	2.12	≤11.00	PASS
		5230	1.71	≤11.00	PASS
		5270	1.53	≤11.00	PASS
		5310	1.95	≤11.00	PASS
		5510	1.74	≤11.00	PASS
		5550	1.90	≤11.00	PASS
		5670	1.85	≤11.00	PASS
		5755	-1.03	≤30.00	PASS
		5795	-0.94	≤30.00	PASS
11AC80SISO	Ant1	5210	-2.24	≤11.00	PASS
		5290	-1.72	≤11.00	PASS
		5530	-2.59	≤11.00	PASS
		5775	-4.78	≤30.00	PASS

Note：1.The Result and Limit Unit is dBm/500 kHz in the band 5.725–5.85 GHz.

2.The Duty Cycle Factor and is compensated in the graph.

Test Graphs

11A_Ant1_5180

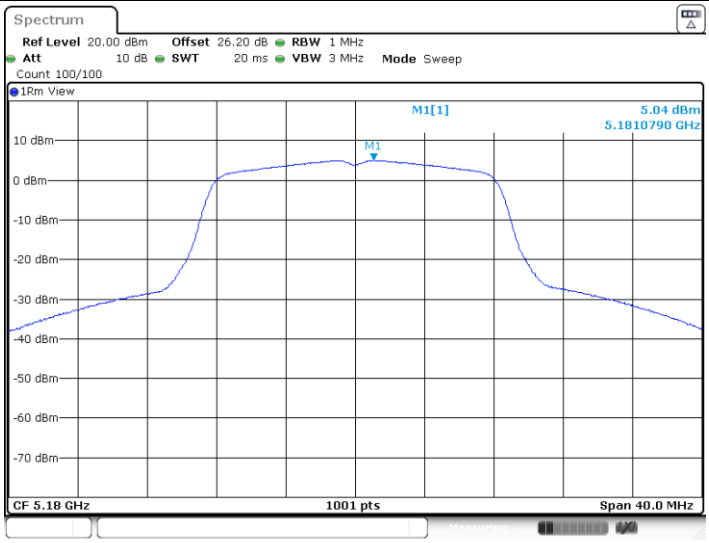

11A_Ant1_5220

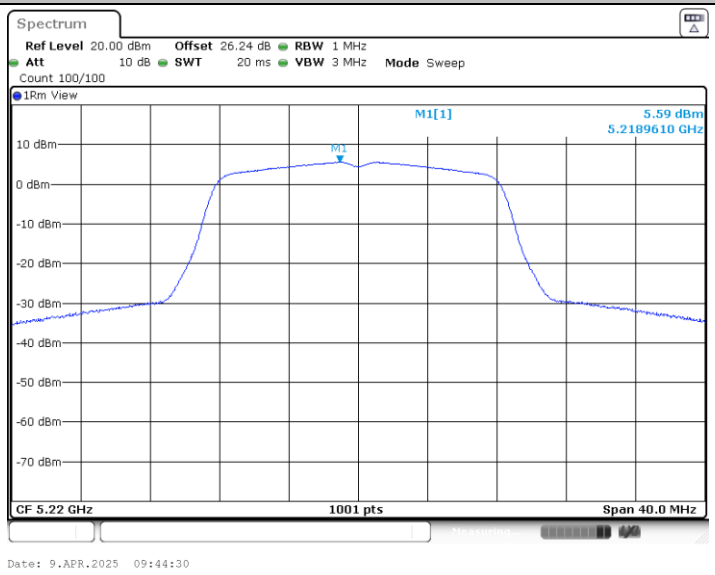

11A_Ant1_5240

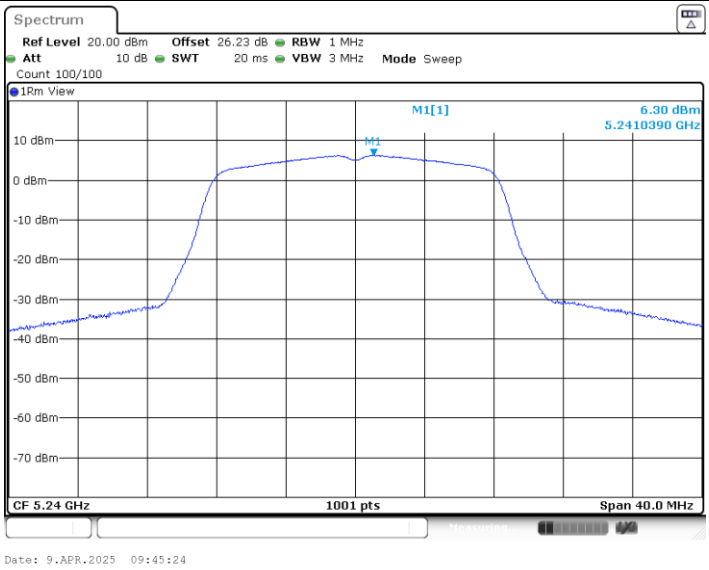

11A_Ant1_5260

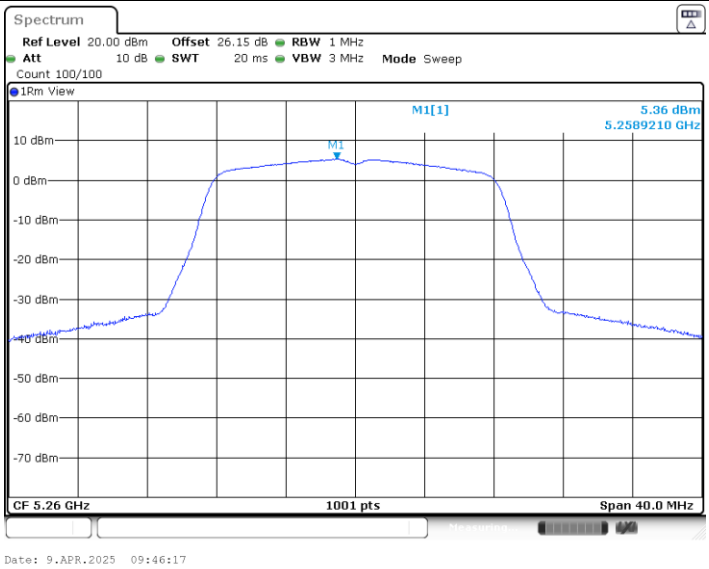

11A_Ant1_5300

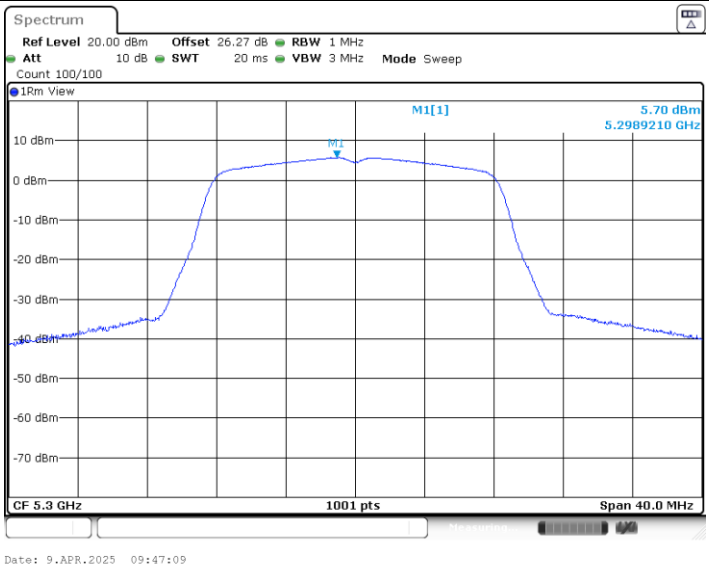

11A_Ant1_5320

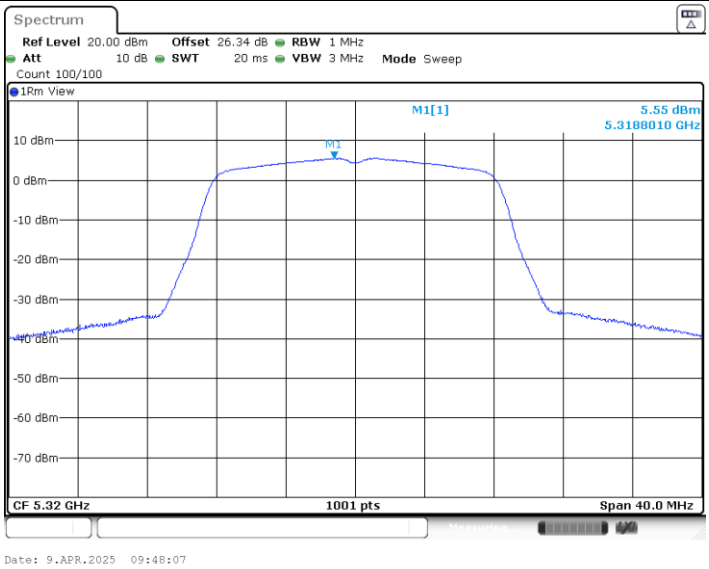

11A_Ant1_5500

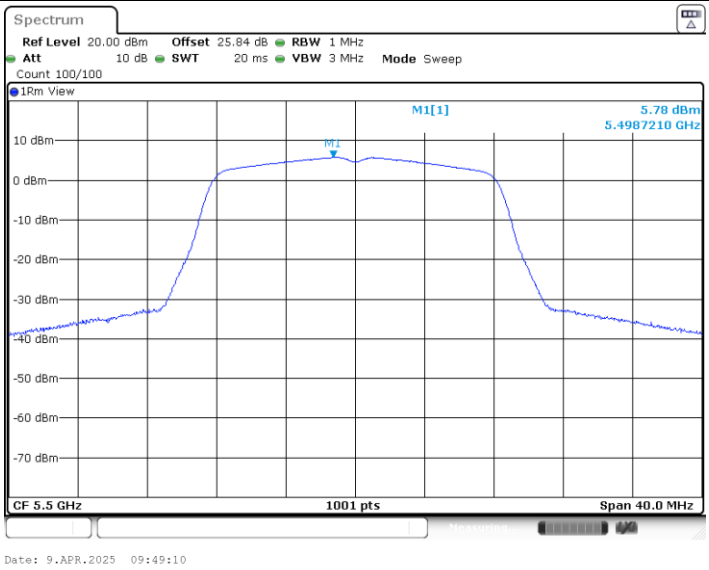

11A_Ant1_5580

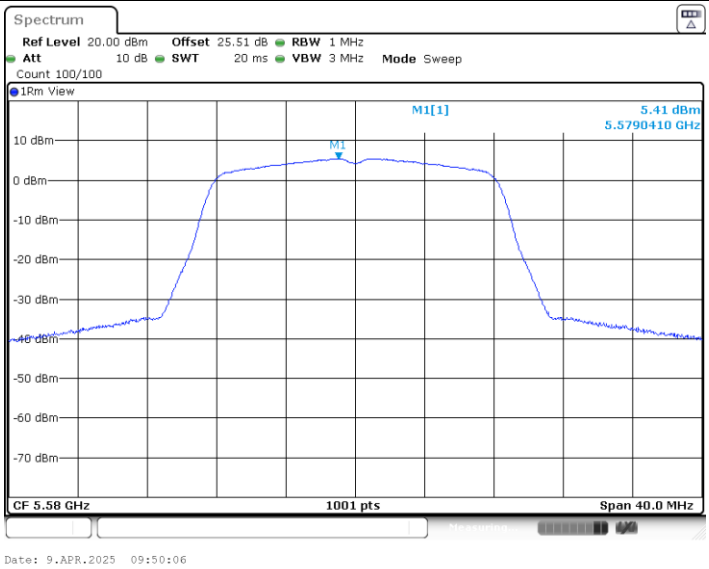

11A_Ant1_5700

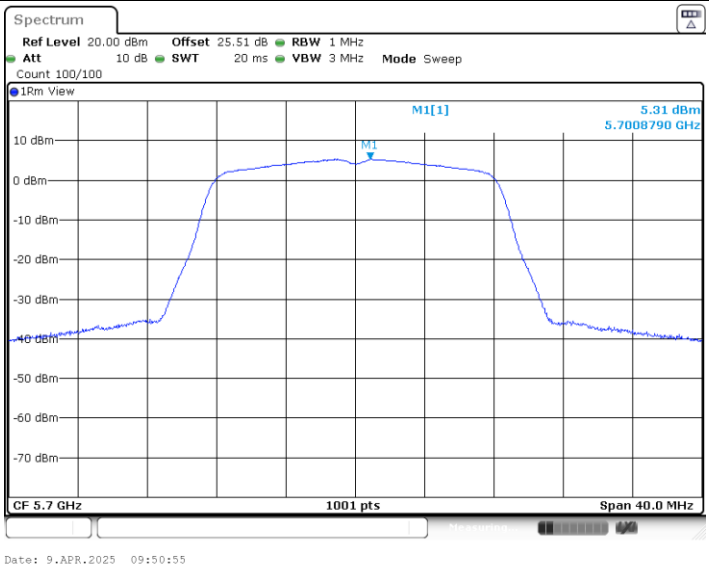

11A_Ant1_5745

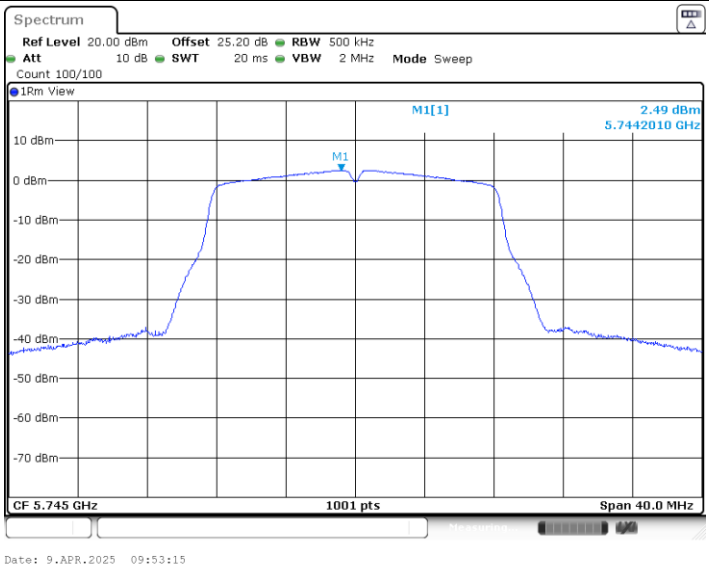

11A_Ant1_5785

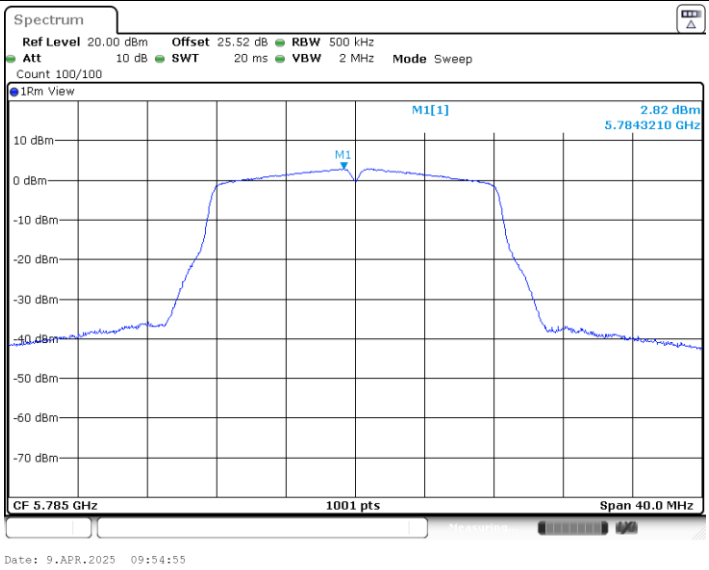

11A_Ant1_5825

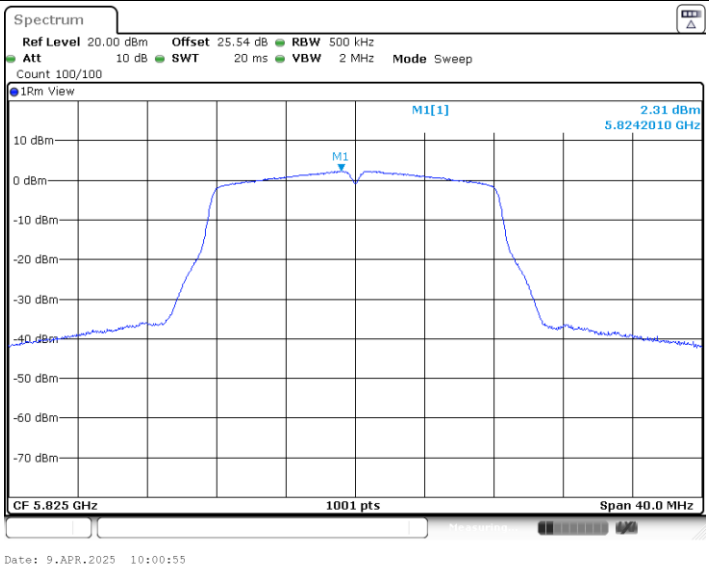

11N20SISO_Ant1_5180

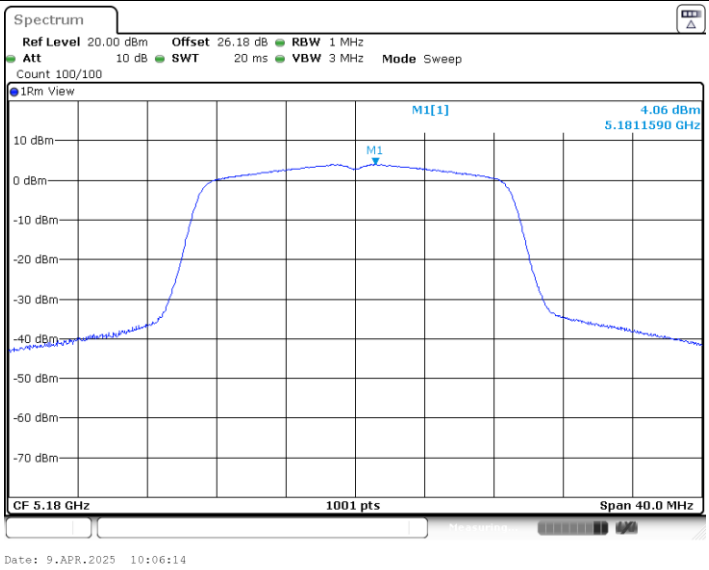

11N20SISO_Ant1_5220

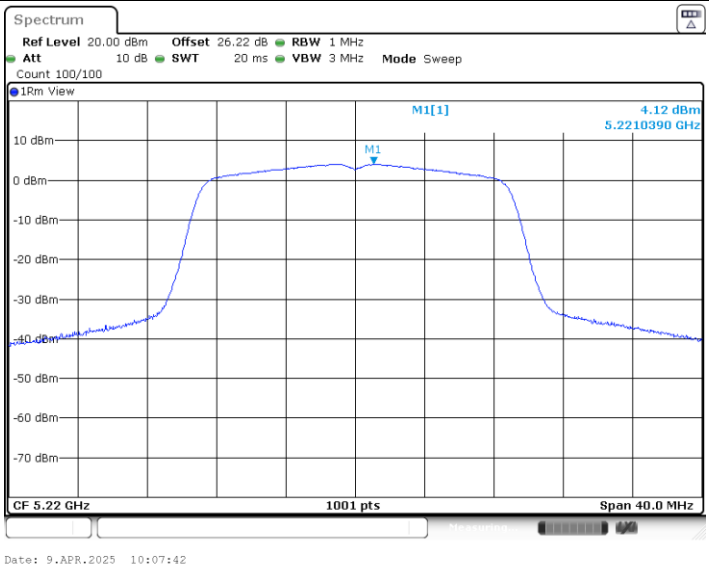

11N20SISO_Ant1_5240

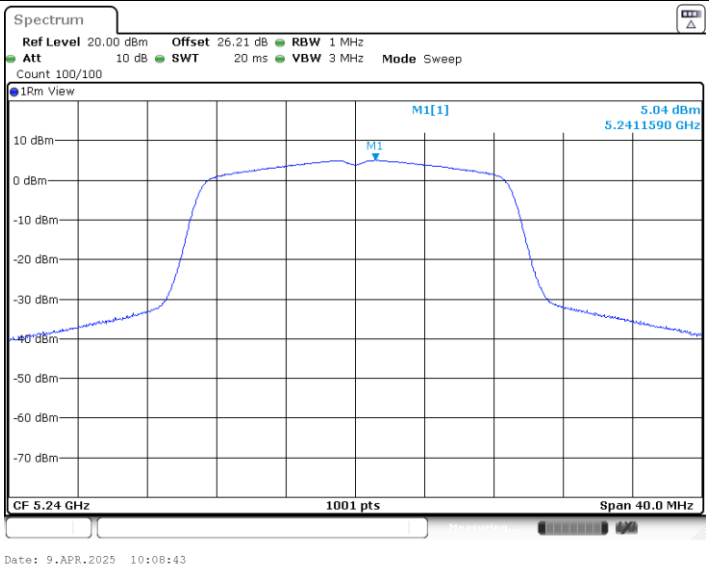

11N20SISO_Ant1_5260

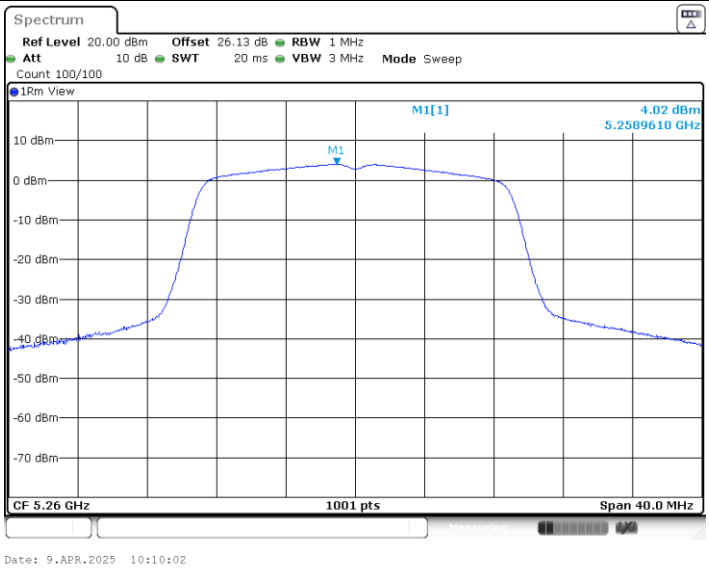

11N20SISO_Ant1_5300

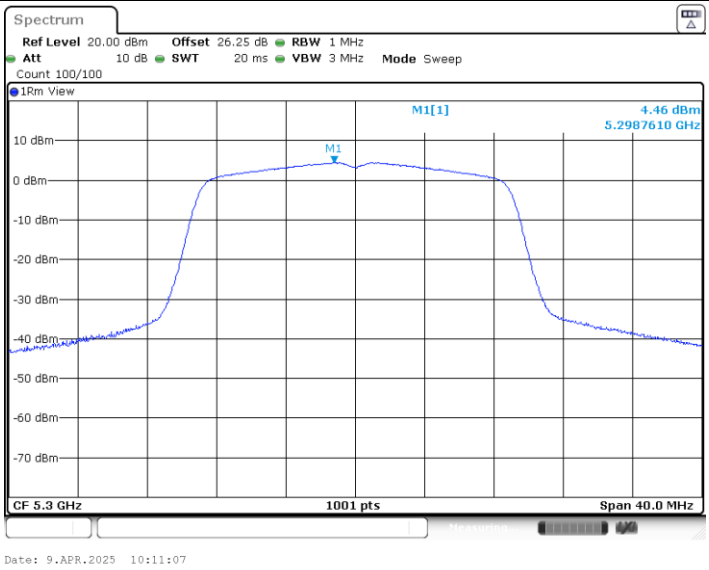

11N20SISO_Ant1_5320

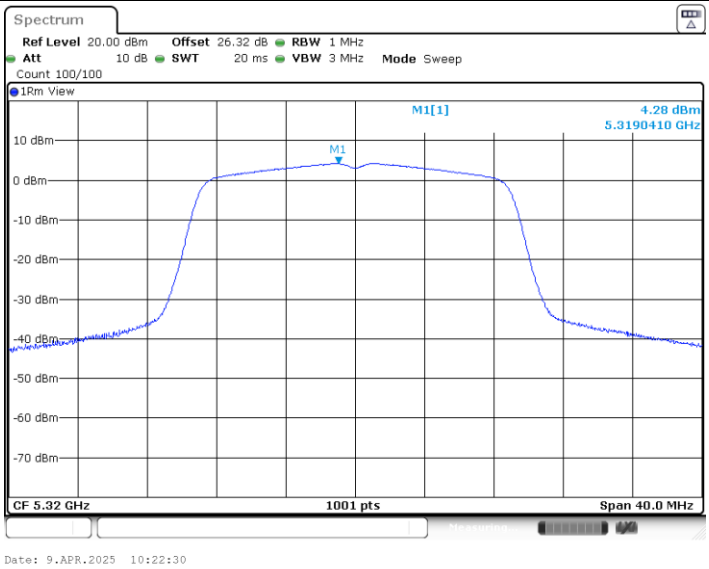

11N20SISO_Ant1_5500

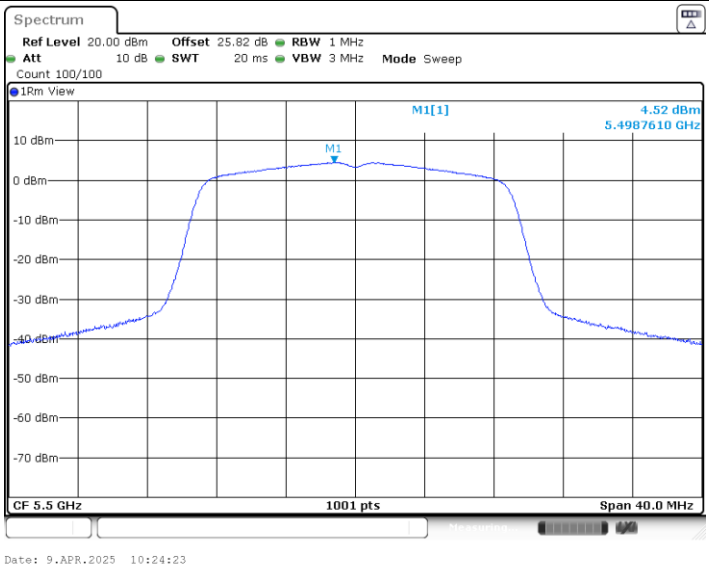

11N20SISO_Ant1_5580

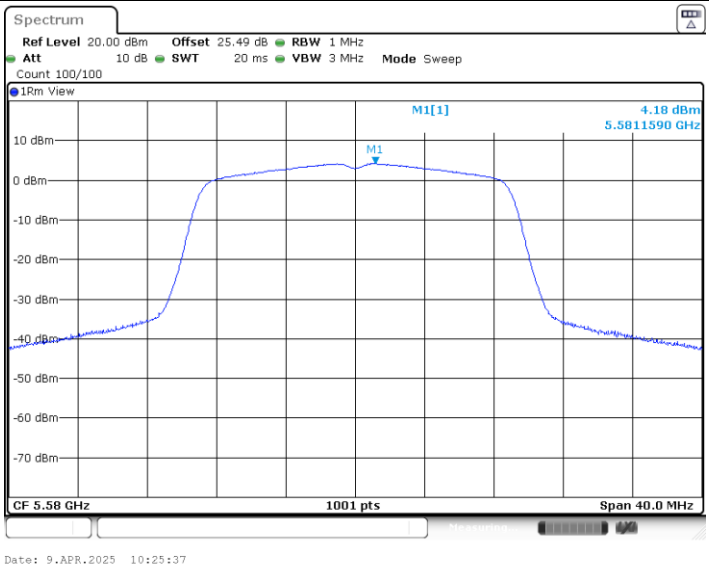

11N20SISO_Ant1_5700

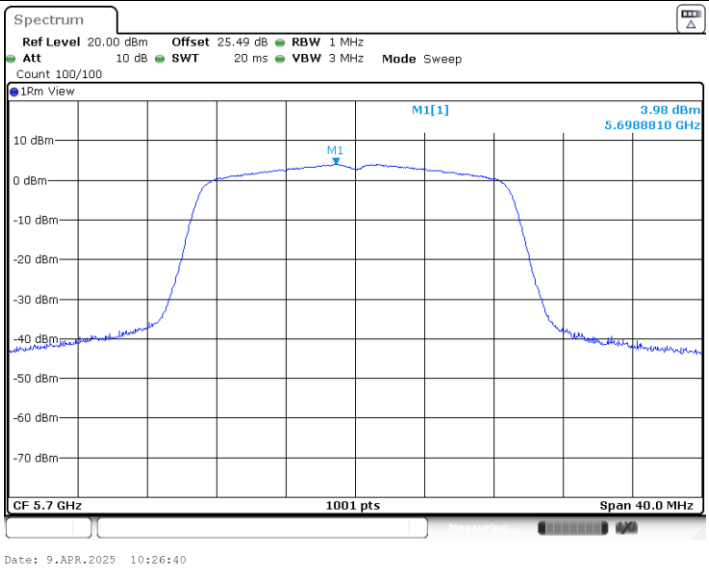

11N20SISO_Ant1_5745

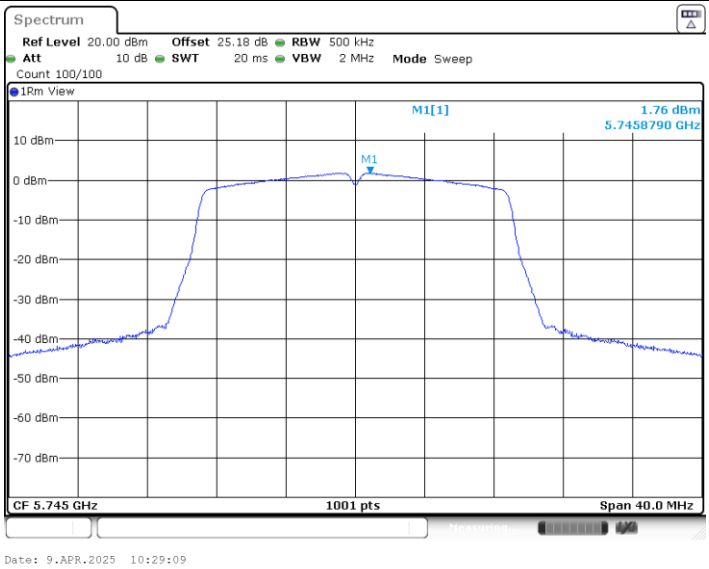

11N20SISO_Ant1_5785

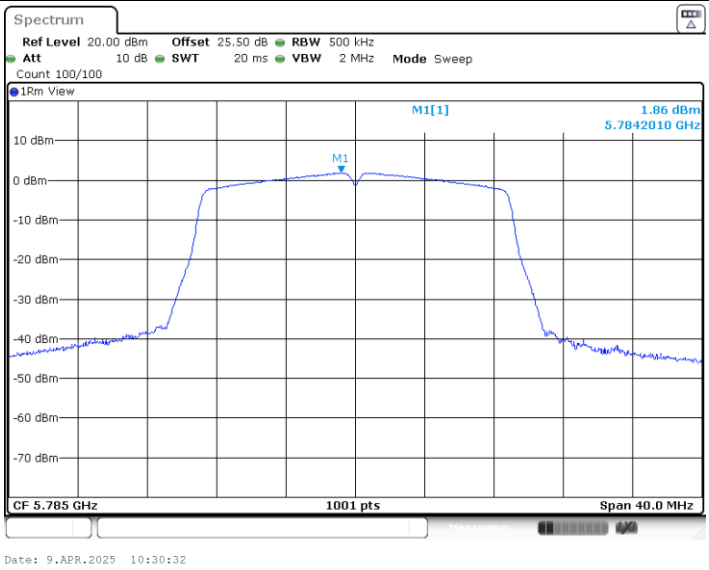

11N20SISO_Ant1_5825

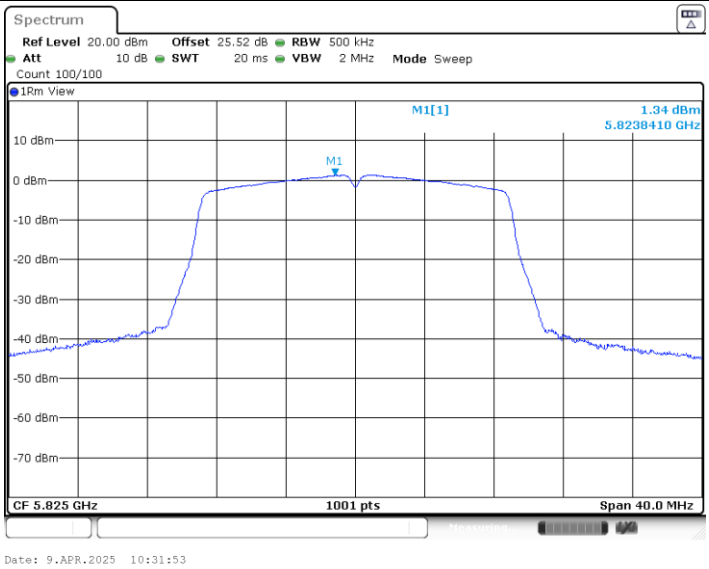

11N40SISO_Ant1_5190

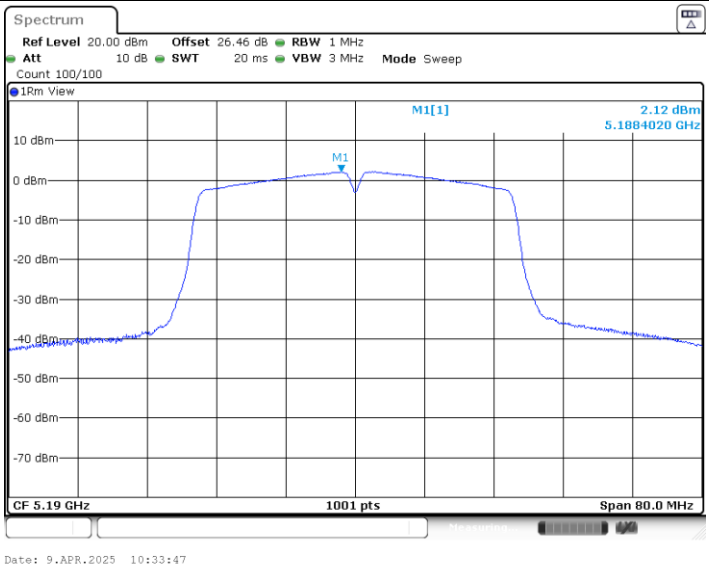

11N40SISO_Ant1_5230

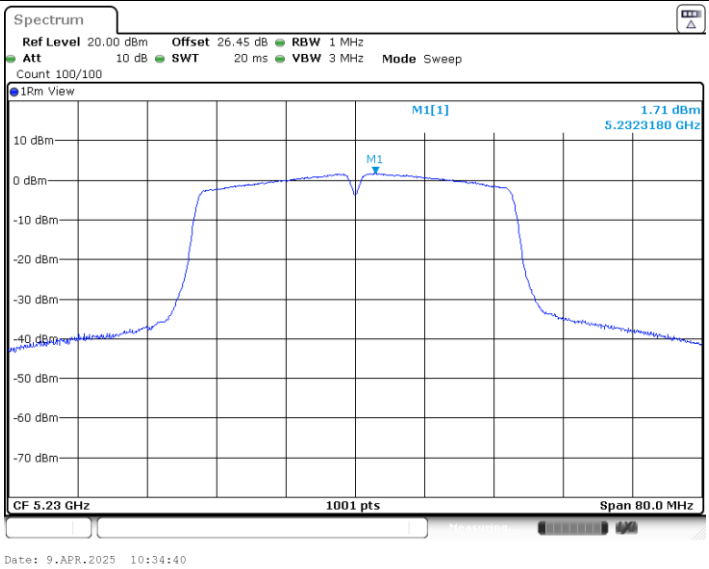

11N40SISO_Ant1_5270

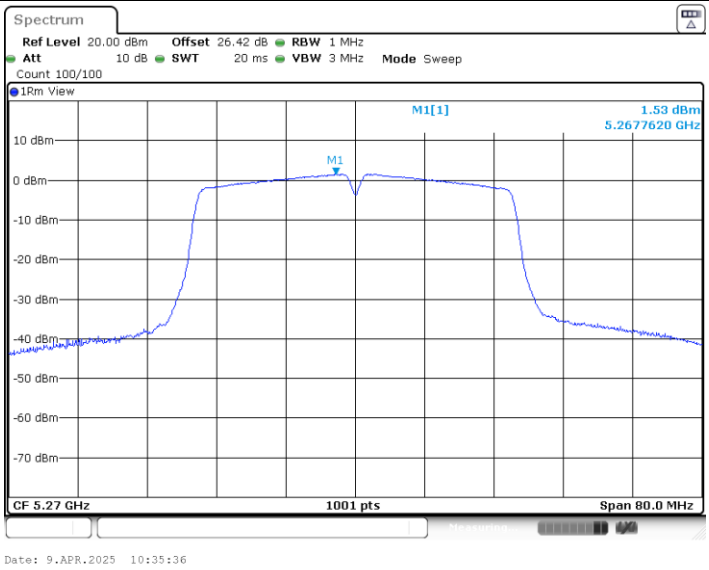

11N40SISO_Ant1_5310

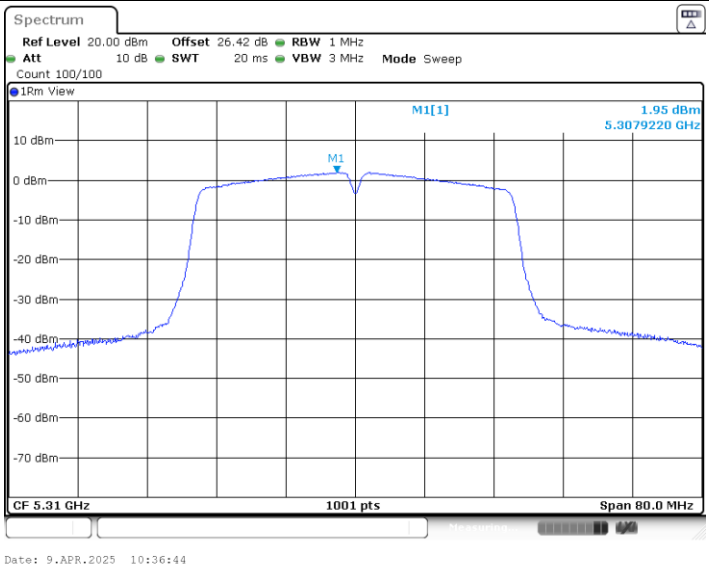

11N40SISO_Ant1_5510

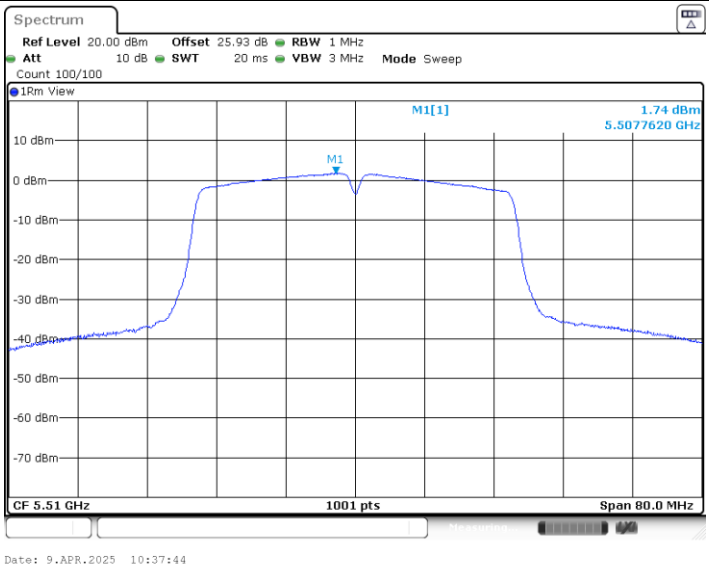

11N40SISO_Ant1_5550

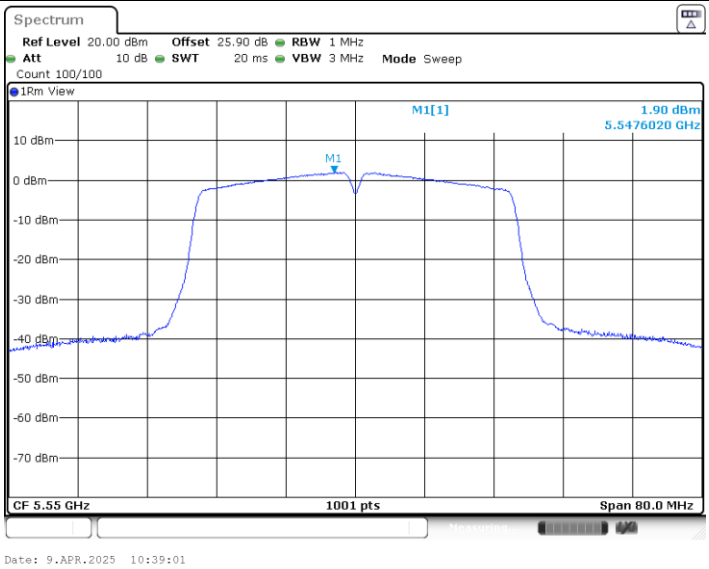

11N40SISO_Ant1_5670

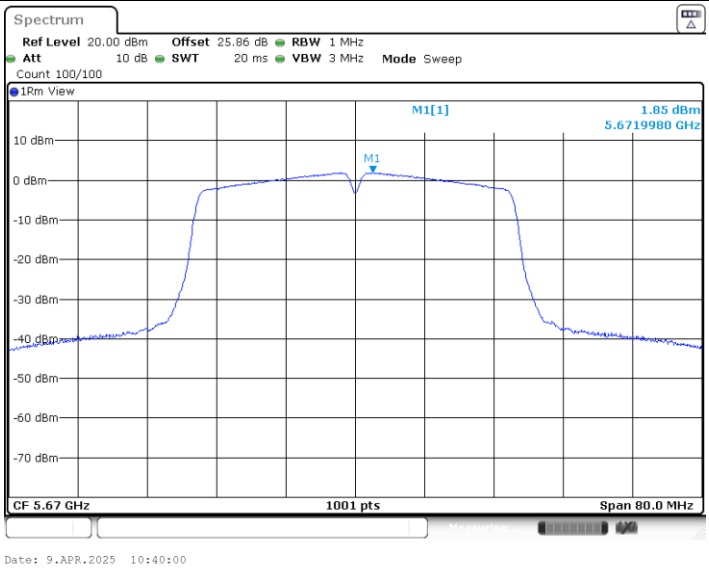

11N40SISO_Ant1_5755

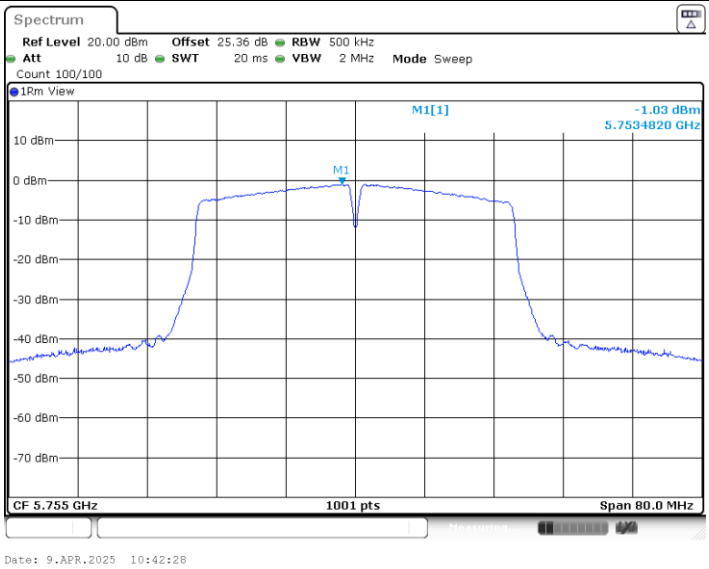

11N40SISO_Ant1_5795

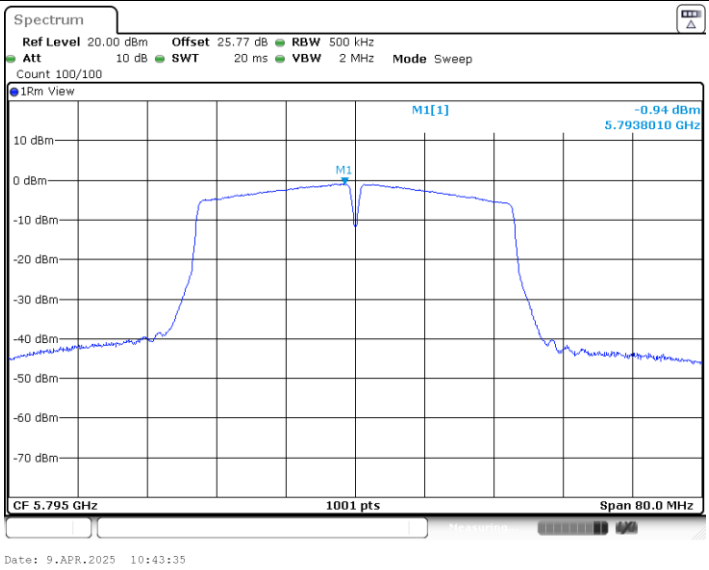

11AC80SISO_Ant1_5210

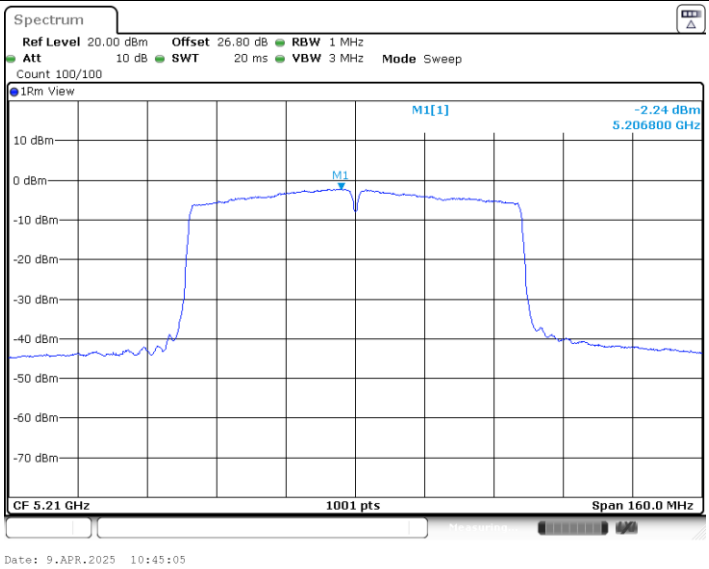

11AC80SISO_Ant1_5290

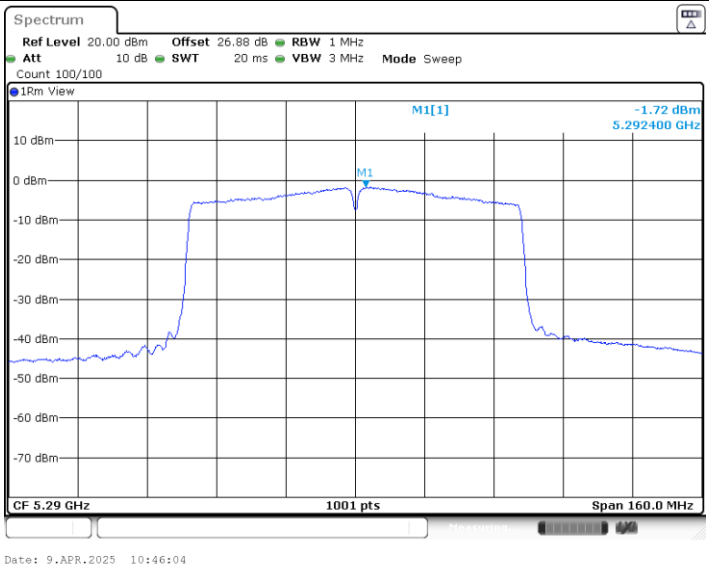

11AC80SISO_Ant1_5530

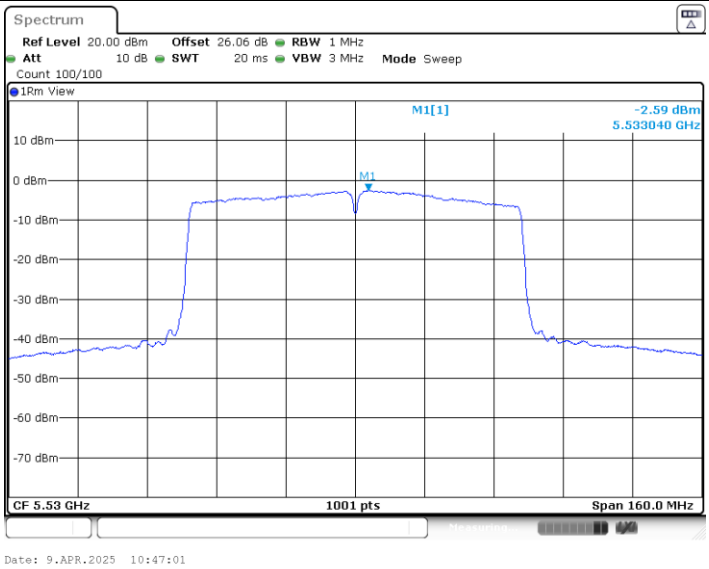

11AC80SISO_Ant1_5775
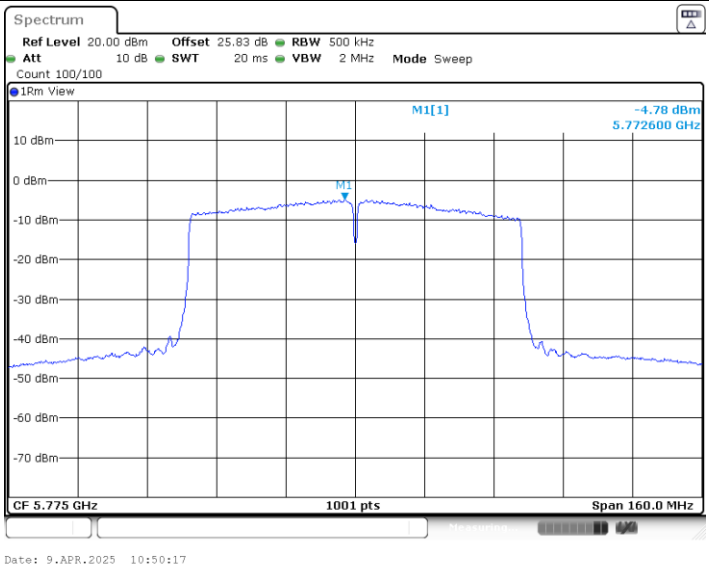

Appendix B. AC Conducted Emission Test Results

Test Engineer :	Amos	**Temperature :**	25.3~26.2℃
		Relative Humidity :	38~40%
Test Voltage :	120Vac / 60Hz	**Phase :**	Line
Remark :	All emissions not reported here are more than 10 dB below the prescribed limit.		

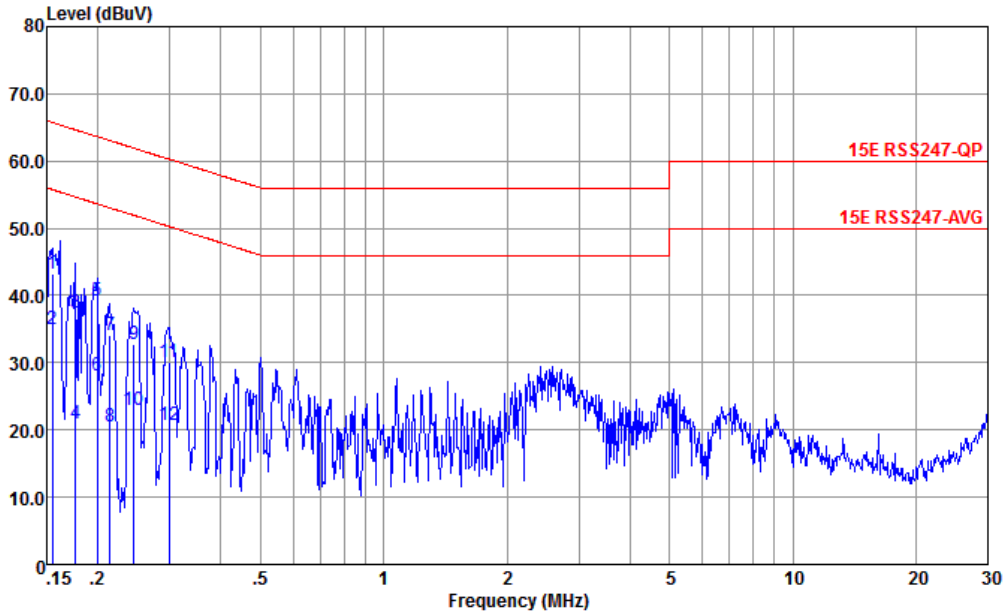

Site : CO01-KS
Condition : 15E RSS247-QP LISN-060105-L 2024 LINE

		Freq	Level	Over Limit	Limit Line	Read Level	LISN Factor	Cable Loss	Remark
		MHz	dBuV	dB	dBuV	dBuV	dB	dB	
1		0.155	43.17	-22.57	65.74	32.60	0.12	10.45	QP
2	*	0.155	35.07	-20.67	55.74	24.50	0.12	10.45	Average
3		0.177	37.45	-27.19	64.64	26.89	0.10	10.46	QP
4		0.177	20.95	-33.69	54.64	10.39	0.10	10.46	Average
5		0.200	39.14	-24.48	63.62	28.60	0.08	10.46	QP
6		0.200	28.04	-25.58	53.62	17.50	0.08	10.46	Average
7		0.214	34.14	-28.91	63.05	23.60	0.08	10.46	QP
8		0.214	20.56	-32.49	53.05	10.02	0.08	10.46	Average
9		0.246	32.75	-29.16	61.91	22.19	0.09	10.47	QP
10		0.246	22.85	-29.06	51.91	12.29	0.09	10.47	Average
11		0.299	30.07	-30.21	60.28	19.50	0.09	10.48	QP
12		0.299	20.77	-29.51	50.28	10.20	0.09	10.48	Average

Test Engineer :	Amos	**Temperature :**	25.3~26.2℃
		Relative Humidity :	38~40%
Test Voltage :	120Vac / 60Hz	**Phase :**	Neutral
Remark :	All emissions not reported here are more than 10 dB below the prescribed limit.		

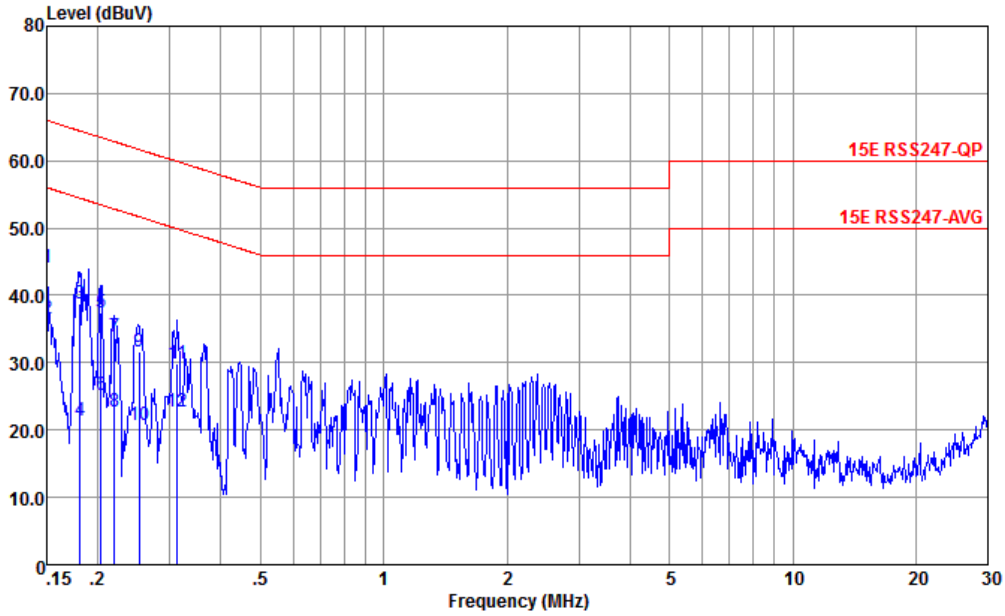

Site : CO01-KS
Condition : 15E RSS247-QP LISN-060105-N 2024 NEUTRAL

	Freq	Level	Over Limit	Limit Line	Read Level	LISN Factor	Cable Loss	Remark
	MHz	dBuV	dB	dBuV	dBuV	dB	dB	
1	0.150	44.07	-21.93	66.00	33.50	0.12	10.45	QP
2 *	0.150	36.47	-19.53	56.00	25.90	0.12	10.45	Average
3	0.181	38.88	-25.58	64.46	28.29	0.13	10.46	QP
4	0.181	21.38	-33.08	54.46	10.79	0.13	10.46	Average
5	0.204	37.48	-25.97	63.45	26.91	0.11	10.46	QP
6	0.204	25.28	-28.17	53.45	14.71	0.11	10.46	Average
7	0.220	33.83	-29.00	62.83	23.30	0.07	10.46	QP
8	0.220	22.83	-30.00	52.83	12.30	0.07	10.46	Average
9	0.252	31.66	-30.03	61.69	21.21	-0.02	10.47	QP
10	0.252	20.66	-31.03	51.69	10.21	-0.02	10.47	Average
11	0.313	29.96	-29.92	59.88	19.60	-0.12	10.48	QP
12	0.313	22.66	-27.22	49.88	12.30	-0.12	10.48	Average

Note:

1. Level(dBμV) = Read Level(dBμV) + LISN Factor(dB) + Cable Loss(dB)
2. Over Limit(dB) = Level(dBμV) – Limit Line(dBμV)

Appendix C. Radiated Spurious Emission

Test Engineer :	Koi Ji	Relative Humidity :	41~43%
		Temperature :	20.2~21.5℃

Radiated Spurious Emission Test Modes

Mode	Band	Band (GHz)	Antenna	Modulation	Channel	Frequency	Data Rate	RU	Remark
Mode 1	U-NII-1	5.15-5.25	SISO	802.11a	36	5180	6Mbps	-	-
Mode 2	U-NII-1	5.15-5.25	SISO	802.11a	44	5220	6Mbps	-	-
Mode 3	U-NII-1	5.15-5.25	SISO	802.11a	48	5240	6Mbps	-	-
Mode 4	U-NII-2A	5.25-5.35	SISO	802.11a	52	5260	6Mbps	-	-
Mode 5	U-NII-2A	5.25-5.35	SISO	802.11a	60	5300	6Mbps	-	-
Mode 6	U-NII-2A	5.25-5.35	SISO	802.11a	64	5320	6Mbps	-	-
Mode 7	U-NII-2C	5.47-5.725	SISO	802.11a	100	5500	6Mbps	-	-
Mode 8	U-NII-2C	5.47-5.725	SISO	802.11a	116	5580	6Mbps	-	-
Mode 9	U-NII-2C	5.47-5.725	SISO	802.11a	140	5700	6Mbps	-	-
Mode 10	U-NII-1	5.15-5.25	SISO	802.11n HT20	36	5180	MCS0	Full	-
Mode 11	U-NII-1	5.15-5.25	SISO	802.11n HT20	44	5220	MCS0	Full	-
Mode 12	U-NII-1	5.15-5.25	SISO	802.11n HT20	48	5240	MCS0	Full	-
Mode 13	U-NII-2A	5.25-5.35	SISO	802.11n HT20	52	5260	MCS0	Full	-
Mode 14	U-NII-2A	5.25-5.35	SISO	802.11n HT20	60	5300	MCS0	Full	-
Mode 15	U-NII-2A	5.25-5.35	SISO	802.11n HT20	64	5320	MCS0	Full	-
Mode 16	U-NII-2C	5.47-5.725	SISO	802.11n HT20	100	5500	MCS0	-	-
Mode 17	U-NII-2C	5.47-5.725	SISO	802.11n HT20	116	5580	MCS0	-	-
Mode 18	U-NII-2C	5.47-5.725	SISO	802.11n HT20	140	5700	MCS0	-	-
Mode 19	U-NII-1	5.15-5.25	SISO	802.11n HT40	38	5190	MCS0	Full	-
Mode 20	U-NII-1	5.15-5.25	SISO	802.11n HT40	46	5230	MCS0	Full	-
Mode 21	U-NII-2A	5.25-5.35	SISO	802.11n HT40	54	5270	MCS0	Full	-
Mode 22	U-NII-2A	5.25-5.35	SISO	802.11n HT40	62	5310	MCS0	Full	-
Mode 23	U-NII-2C	5.47-5.725	SISO	802.11n HT40	102	5510	MCS0	Full	-
Mode 24	U-NII-2C	5.47-5.725	SISO	802.11n HT40	110	5550	MCS0	Full	-
Mode 25	U-NII-2C	5.47-5.725	SISO	802.11n HT40	134	5670	MCS0	Full	-
Mode 26	U-NII-1	5.15-5.25	SISO	802.11ac VHT80	42	5210	MCS0	Full	-
Mode 27	U-NII-2A	5.25-5.35	SISO	802.11ac VHT80	58	5290	MCS0	Full	-
Mode 28	U-NII-2C	5.47-5.725	SISO	802.11ac VHT80	106	5530	MCS0	Full	-
Mode 29	U-NII-3	5.725-5.85	SISO	802.11a	149	5745	6Mbps	-	-
Mode 30	U-NII-3	5.725-5.85	SISO	802.11a	157	5785	6Mbps	-	-
Mode 31	U-NII-3	5.725-5.85	SISO	802.11a	165	5825	6Mbps	-	-
Mode 32	U-NII-3	5.725-5.85	SISO	802.11n HT20	149	5745	MCS0	Full	-
Mode 33	U-NII-3	5.725-5.85	SISO	802.11n HT20	157	5785	MCS0	Full	-
Mode 34	U-NII-3	5.725-5.85	SISO	802.11n HT20	165	5825	MCS0	Full	-
Mode 35	U-NII-3	5.725-5.85	SISO	802.11n HT40	151	5755	MCS0	Full	-
Mode 36	U-NII-3	5.725-5.85	SISO	802.11n HT40	159	5795	MCS0	Full	-
Mode 37	U-NII-3	5.725-5.85	SISO	802.11ac VHT80	155	5775	MCS0	Full	-
Mode 38	U-NII-2A	5.25-5.35	SISO	802.11n HT40	62	5310	MCS0	Full	-
	Part 27M LTE Band 41- BW 20M								

Summary of each worse mode

Mode	Modulation	Ch.	Freq. (MHz)	Level (dBuV/m)	Limit (dBuV/m)	Margin (dB)	Pol.	Peak Avg.	Result	Remark
1	802.11a	36	5149.74	50.29	54.00	-3.71	V	AVERAGE	Pass	Band Edge
1	802.11a	36	10360.00	44.10	68.20	-24.10	H	PEAK	Pass	Harmonic
2	802.11a	44	-	-	-	-	-	-	-	Band Edge
2	802.11a	44	10440.00	45.53	68.20	-22.67	V	PEAK	Pass	Harmonic
3	802.11a	48	-	-	-	-	-	-	-	Band Edge
3	802.11a	48	10480.00	44.87	68.20	-23.33	H	PEAK	Pass	Harmonic
4	802.11a	52	-	-	-	-	-	-	-	Band Edge
4	802.11a	52	10520.00	45.38	68.20	-22.82	V	PEAK	Pass	Harmonic
5	802.11a	60	-	-	-	-	-	-	-	Band Edge
5	802.11a	60	10600.00	45.01	68.20	-23.19	V	PEAK	Pass	Harmonic
6	802.11a	64	5350.00	48.17	54.00	-5.83	V	AVERAGE	Pass	Band Edge
6	802.11a	64	10640.00	45.58	74.00	-28.42	V	PEAK	Pass	Harmonic
7	802.11a	100	5458.57	47.27	54.00	-6.73	V	AVERAGE	Pass	Band Edge
7	802.11a	100	11000.00	45.21	74.00	-28.79	H	PEAK	Pass	Harmonic
8	802.11a	116	-	-	-	-	-	-	-	Band Edge
8	802.11a	116	11160.00	45.84	74.00	-28.16	V	PEAK	Pass	Harmonic
9	802.11a	140	5725.84	64.96	68.20	-3.24	V	PEAK	Pass	Band Edge
9	802.11a	140	11400.00	46.83	74.00	-27.17	V	PEAK	Pass	Harmonic
10	802.11n HT20	36	5149.85	49.62	54.00	-4.38	V	AVERAGE	Pass	Band Edge
10	802.11n HT20	36	10360.00	45.46	68.20	-22.74	H	PEAK	Pass	Harmonic
11	802.11n HT20	44	-	-	-	-	-	-	-	Band Edge
11	802.11n HT20	44	10440.00	45.31	68.20	-22.89	H	PEAK	Pass	Harmonic
12	802.11n HT20	48	-	-	-	-	-	-	-	Band Edge
12	802.11n HT20	48	10480.00	45.65	68.20	-22.55	V	PEAK	Pass	Harmonic
13	802.11n HT20	52	-	-	-	-	-	-	-	Band Edge
13	802.11n HT20	52	10520.00	45.26	68.20	-22.94	H	PEAK	Pass	Harmonic
14	802.11n HT20	60	-	-	-	-	-	-	-	Band Edge
14	802.11n HT20	60	10600.00	45.77	68.20	-22.43	V	PEAK	Pass	Harmonic
15	802.11n HT20	64	5350.05	46.96	54.00	-7.04	V	AVERAGE	Pass	Band Edge
15	802.11n HT20	64	10640.00	46.40	74.00	-27.60	V	PEAK	Pass	Harmonic
16	802.11n HT20	100	5465.29	61.19	68.20	-7.01	H	PEAK	Pass	Band Edge
16	802.11n HT20	100	11000.00	44.95	74.00	-29.05	V	PEAK	Pass	Harmonic
17	802.11n HT20	116	-	-	-	-	-	-	-	Band Edge
17	802.11n HT20	116	11160.00	45.07	74.00	-28.93	H	PEAK	Pass	Harmonic
18	802.11n HT20	140	5735.36	60.42	68.20	-7.78	H	PEAK	Pass	Band Edge
18	802.11n HT20	140	11400.00	46.90	74.00	-27.10	H	PEAK	Pass	Harmonic
19	802.11n HT40	38	5149.83	50.31	54.00	-3.69	V	AVERAGE	Pass	Band Edge
19	802.11n HT40	38	10380.00	44.37	68.20	-23.83	V	PEAK	Pass	Harmonic
20	802.11n HT40	46	-	-	-	-	-	-	-	Band Edge
20	802.11n HT40	46	10460.00	44.66	68.20	-23.54	H	PEAK	Pass	Harmonic
21	802.11n HT40	54	-	-	-	-	-	-	-	Band Edge
21	802.11n HT40	54	10540.00	45.27	68.20	-22.93	V	PEAK	Pass	Harmonic
22	802.11n HT40	62	5350.00	50.69	54.00	-3.31	V	AVERAGE	Pass	Band Edge
22	802.11n HT40	62	10620.00	46.29	74.00	-27.71	V	PEAK	Pass	Harmonic
23	802.11n HT40	102	5467.53	62.03	68.20	-6.17	V	PEAK	Pass	Band Edge
23	802.11n HT40	102	11020.00	44.68	74.00	-29.32	H	PEAK	Pass	Harmonic
24	802.11n HT40	110	-	-	-	-	-	-	-	Band Edge

24	802.11n HT40	110	11100.00	45.13	74.00	-28.87	V	PEAK	Pass	Harmonic
25	802.11n HT40	134	5457.77	45.83	54.00	-8.17	V	AVERAGE	Pass	Band Edge
25	802.11n HT40	134	11340.00	46.51	74.00	-27.49	V	PEAK	Pass	Harmonic
26	802.11ac VHT80	42	5146.65	50.28	54.00	-3.72	V	AVERAGE	Pass	Band Edge
26	802.11ac VHT80	42	10420.00	45.08	68.20	-23.12	H	PEAK	Pass	Harmonic
27	802.11ac VHT80	58	5353.45	50.51	54.00	-3.49	V	AVERAGE	Pass	Band Edge
27	802.11ac VHT80	58	10580.00	45.77	68.20	-22.43	H	PEAK	Pass	Harmonic
28	802.11ac VHT80	106	5459.69	50.58	54.00	-3.42	V	AVERAGE	Pass	Band Edge
28	802.11ac VHT80	106	11060.00	45.60	74.00	-28.40	H	PEAK	Pass	Harmonic
29	802.11a	149	5601.20	56.39	68.20	-11.81	V	PEAK	Pass	Band Edge
29	802.11a	149	11490.00	46.62	74.00	-27.38	H	PEAK	Pass	Harmonic
30	802.11a	157	-	-	-	-	-	-	-	Band Edge
30	802.11a	157	11570.00	36.95	54.00	-17.05	H	AVERAGE	Pass	Harmonic
31	802.11a	165	5982.80	57.50	68.20	-10.70	V	PEAK	Pass	Band Edge
31	802.11a	165	11650.00	45.92	74.00	-28.08	H	PEAK	Pass	Harmonic
32	802.11n HT20	149	5630.80	56.75	68.20	-11.45	V	PEAK	Pass	Band Edge
32	802.11n HT20	149	11490.00	37.16	54.00	-16.84	V	AVERAGE	Pass	Harmonic
33	802.11n HT20	157	-	-	-	-	-	-	-	Band Edge
33	802.11n HT20	157	11570.00	46.42	74.00	-27.58	V	PEAK	Pass	Harmonic
34	802.11n HT20	165	5975.20	57.50	68.20	-10.70	V	PEAK	Pass	Band Edge
34	802.11n HT20	165	11650.00	46.86	74.00	-27.14	V	PEAK	Pass	Harmonic
35	802.11n HT40	151	5601.71	57.29	68.20	-10.91	H	PEAK	Pass	Band Edge
35	802.11n HT40	151	11510.00	46.63	74.00	-27.37	H	PEAK	Pass	Harmonic
36	802.11n HT40	159	5970.80	57.62	68.20	-10.58	V	PEAK	Pass	Band Edge
36	802.11n HT40	159	11590.00	46.53	74.00	-27.47	V	PEAK	Pass	Harmonic
37	802.11ac VHT80	155	5636.40	59.44	68.20	-8.76	H	PEAK	Pass	Band Edge
37	802.11ac VHT80	155	11550.00	37.73	54.00	-16.27	V	AVERAGE	Pass	Harmonic
38	802.11n HT40	62	5350.35	49.27	54.00	-4.73	V	AVERAGE	Pass	Band Edge
	802.11n HT40	62	10620.00	45.47	74.00	-28.53	V	PEAK	Pass	Harmonic

Mode	1	
	Band Edge	
	U-NII-1_5.15-5.25_802.11a_CH36_5180MHz	
ANT	SISO	
Pol.	Horizontal	Fundamental
Peak	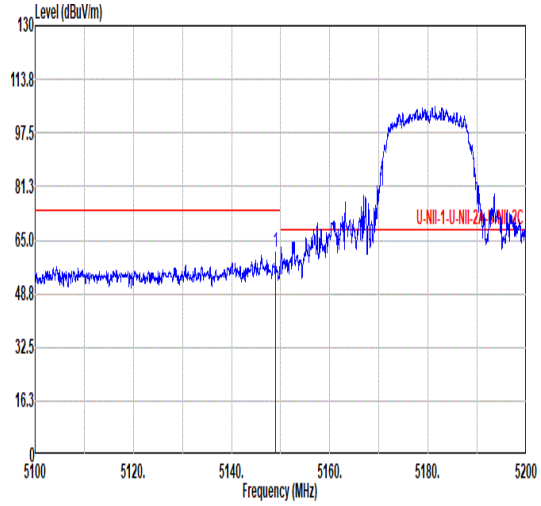 Freq Level Limit Line Margin Read Level Ant Factor Cable Loss Preamp Factor Aux Factor APos TPos Remark 1 5148.95 61.46 74.00 -12.54 45.20 34.10 12.03 29.87 0.00 100 233 PEAK	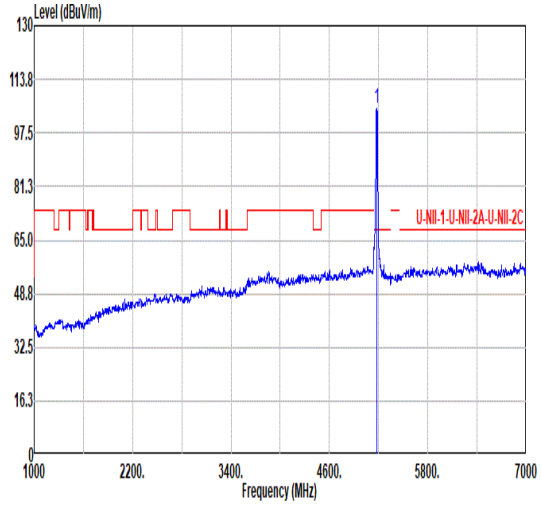 Freq Level Limit Line Margin Read Level Ant Factor Cable Loss Preamp Factor Aux Factor APos TPos Remark 1 5180.00 104.94 ------ ------ 88.57 34.20 12.05 29.88 0.00 100 233 PEAK
Avg	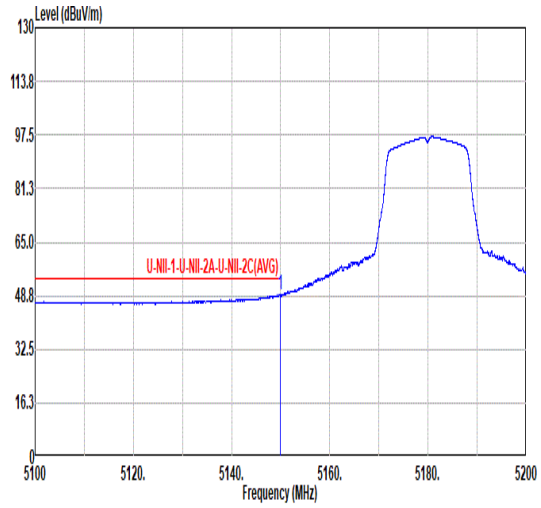 Freq Level Limit Line Margin Read Level Ant Factor Cable Loss Preamp Factor Aux Factor APos TPos Remark 1 5149.85 49.17 54.00 -4.83 32.91 34.10 12.03 29.87 0.00 100 233 AVERAGE	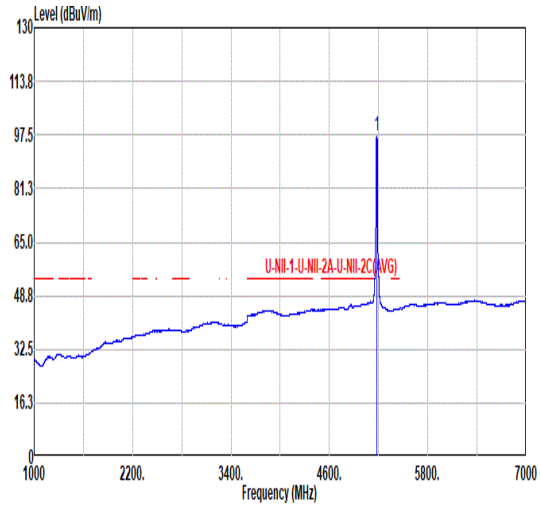 Freq Level Limit Line Margin Read Level Ant Factor Cable Loss Preamp Factor Aux Factor APos TPos Remark 1 5180.00 96.95 ------ ------ 80.55 34.22 12.06 29.88 0.00 100 233 AVERAGE

Mode	1	
	Band Edge	
	U-NII-1_5.15-5.25_802.11a_CH36_5180MHz	
ANT	SISO	
Pol.	Vertical	Fundamental
Peak	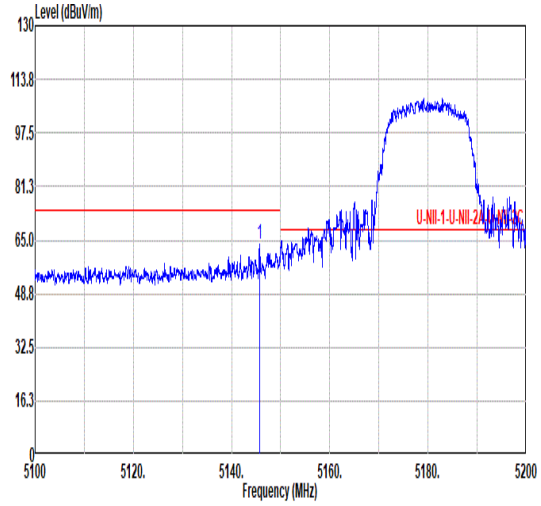 Freq Level Limit Line Margin Read Level Ant Factor Cable Loss Preamp Factor Aux Factor APos TPos Remark MHz dBuV/m dBuV/m dB dBuV dB/m dB dB dB cm deg 1 5145.65 63.80 74.00 -10.20 47.52 34.12 12.03 29.87 0.00 100 270 PEAK	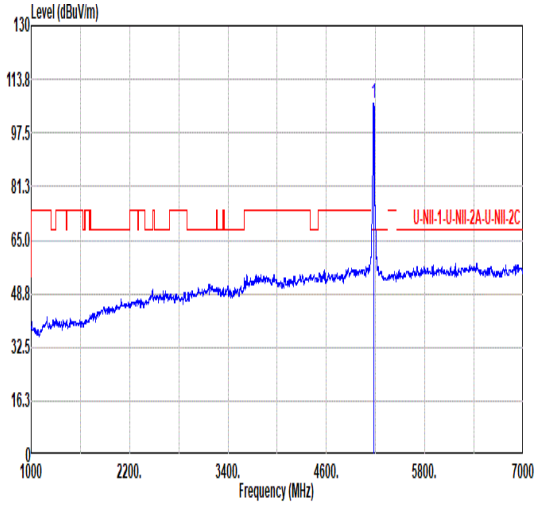 Freq Level Limit Line Margin Read Level Ant Factor Cable Loss Preamp Factor Aux Factor APos TPos Remark MHz dBuV/m dBuV/m dB dBuV dB/m dB dB dB cm deg 1 5180.00 106.42 ------ ------ 90.06 34.19 12.05 29.88 0.00 100 270 PEAK
Avg	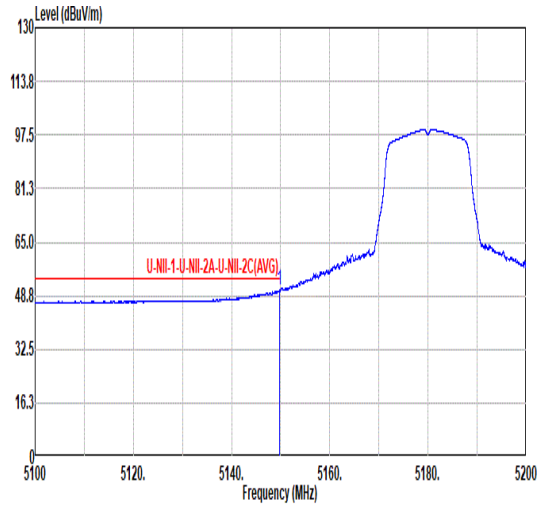 Freq Level Limit Line Margin Read Level Ant Factor Cable Loss Preamp Factor Aux Factor APos TPos Remark MHz dBuV/m dBuV/m dB dBuV dB/m dB dB dB cm deg 1 5149.74 50.29 54.00 -3.71 34.03 34.10 12.03 29.87 0.00 100 270 AVERAGE	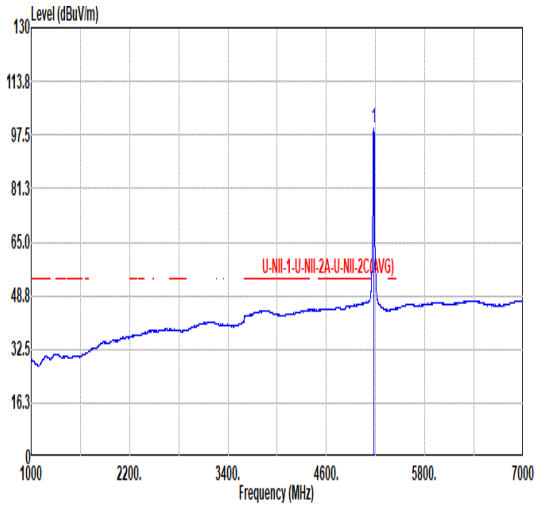 Freq Level Limit Line Margin Read Level Ant Factor Cable Loss Preamp Factor Aux Factor APos TPos Remark MHz dBuV/m dBuV/m dB dBuV dB/m dB dB dB cm deg 1 5180.00 99.35 ------ ------ 82.95 34.22 12.06 29.88 0.00 100 270 AVERAGE

Mode	1	
	Harmonic	
	U-NII-1_5.15-5.25_802.11a_CH36_5180MHz	
ANT	SISO	
Pol.	Horizontal	Vertical
Peak Avg	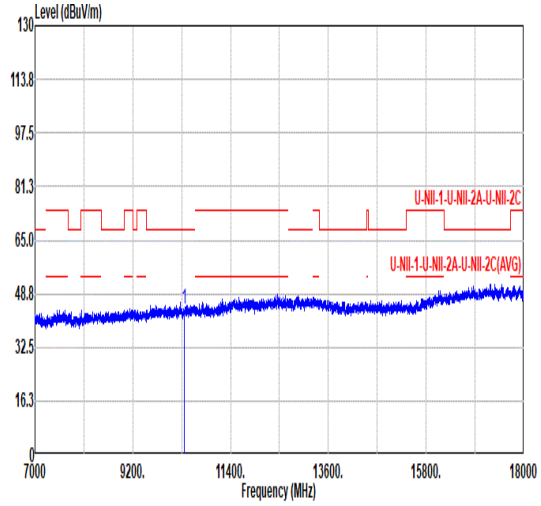 Freq Level Limit Line Margin Read Level Ant Factor Cable Loss Preamp Factor Aux Factor APos TPos Remark MHz dBuV/m dBuV/m dB dBuV dB/m dB dB dB cm deg 1 10360.00 44.10 68.20 -24.10 55.63 37.47 17.54 66.54 0.00 -- -- PEAK	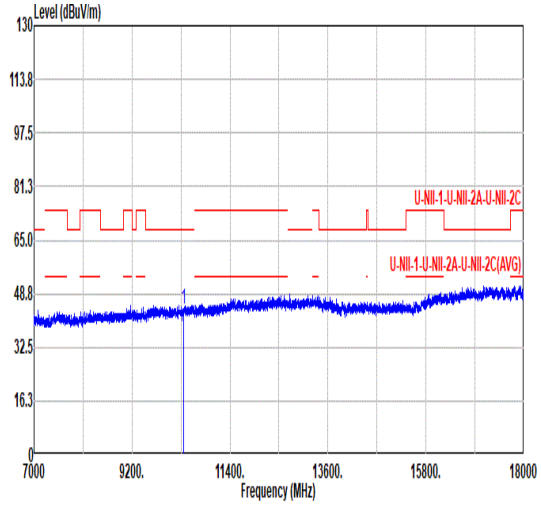 Freq Level Limit Line Margin Read Level Ant Factor Cable Loss Preamp Factor Aux Factor APos TPos Remark MHz dBuV/m dBuV/m dB dBuV dB/m dB dB dB cm deg 1 10360.00 43.96 68.20 -24.24 55.51 37.46 17.53 66.54 0.00 -- -- PEAK

Mode	2	
	Harmonic	
	U-NII-1_5.15-5.25_802.11a_CH44_5220MHz	
ANT	SISO	
Pol.	Horizontal	Vertical
Peak Avg	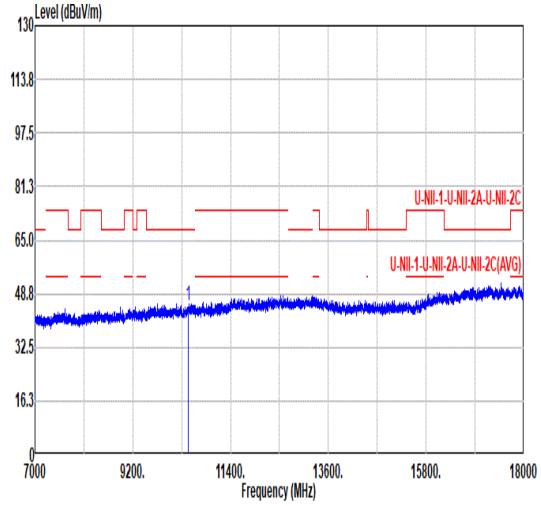 Freq Level Limit Line Margin Read Level Ant Factor Cable Loss Preamp Factor Aux Factor APos TPos Remark MHz dBuV/m dBuV/m dB dBuV dB/m dB dB dB cm deg 1 10440.00 44.98 68.20 -23.22 56.36 37.55 17.62 66.55 0.00 -- -- PEAK	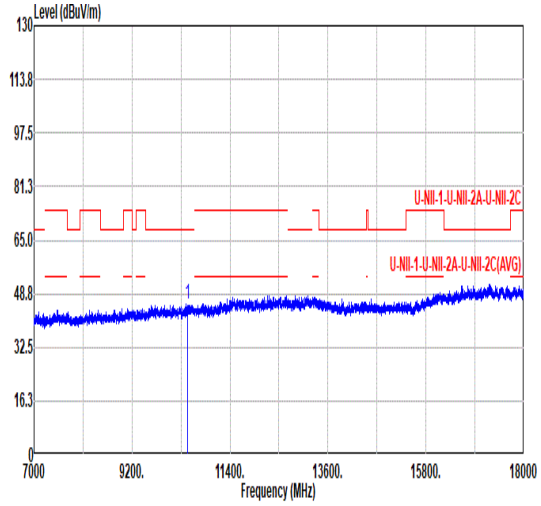 Freq Level Limit Line Margin Read Level Ant Factor Cable Loss Preamp Factor Aux Factor APos TPos Remark MHz dBuV/m dBuV/m dB dBuV dB/m dB dB dB cm deg 1 10440.00 45.53 68.20 -22.67 56.95 37.53 17.60 66.55 0.00 -- -- PEAK

Mode	3	
	Harmonic	
	U-NII-1_5.15-5.25_802.11a_CH48_5240MHz	
ANT	SISO	
Pol.	Horizontal	Vertical
Peak Avg	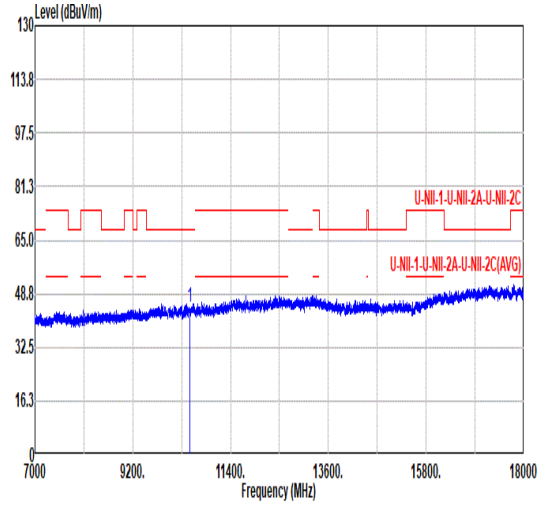 Freq Level Limit Line Margin Read Level Ant Factor Cable Loss Preamp Factor Aux Factor APos TPos Remark MHz dBuV/m dBuV/m dB dBuV dB/m dB dB dB cm deg 1 10480.00 44.87 68.20 -23.33 56.20 37.58 17.65 66.56 0.00 -- -- PEAK	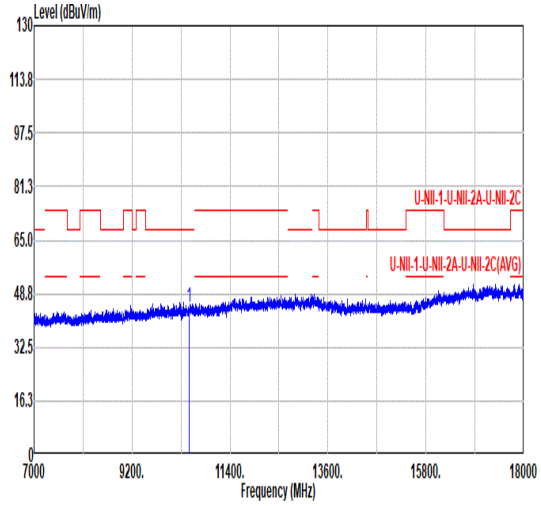 Freq Level Limit Line Margin Read Level Ant Factor Cable Loss Preamp Factor Aux Factor APos TPos Remark MHz dBuV/m dBuV/m dB dBuV dB/m dB dB dB cm deg 1 10480.00 44.71 68.20 -23.49 56.06 37.57 17.64 66.56 0.00 -- -- PEAK

Mode	4	
	Harmonic	
	U-NII-2A_5.25-5.35_802.11a_CH52_5260MHz	
ANT	SISO	
Pol.	Horizontal	Vertical
Peak Avg	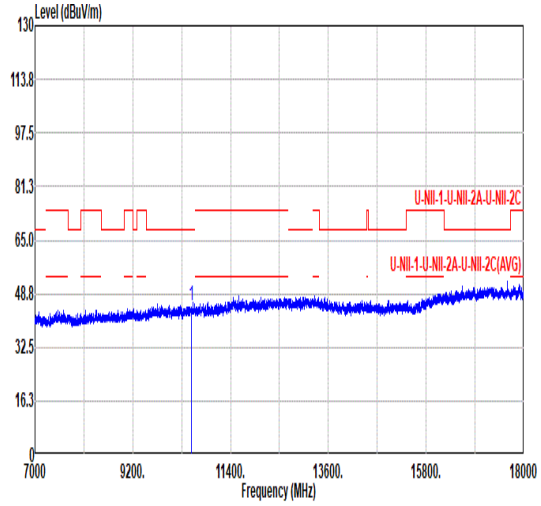 Freq Level Limit Line Margin Read Level Ant Factor Cable Loss Preamp Factor Aux Factor APos TPos Remark MHz dBuV/m dBuV/m dB dBuV dB/m dB dB dB cm deg 1 10520.00 45.31 68.20 -22.89 56.55 37.60 17.69 66.53 0.00 -- -- PEAK	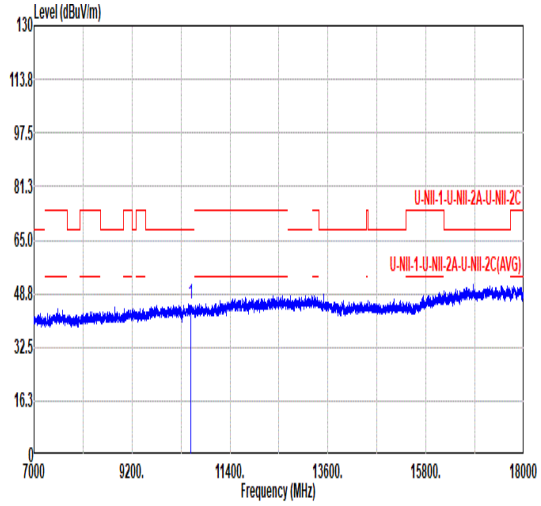 Freq Level Limit Line Margin Read Level Ant Factor Cable Loss Preamp Factor Aux Factor APos TPos Remark MHz dBuV/m dBuV/m dB dBuV dB/m dB dB dB cm deg 1 10520.00 45.38 68.20 -22.82 56.63 37.60 17.69 66.54 0.00 -- -- PEAK

Mode	5	
	Harmonic	
	U-NII-2A_5.25-5.35_802.11a_CH60_5300MHz	
ANT	SISO	
Pol.	Horizontal	Vertical
Peak Avg	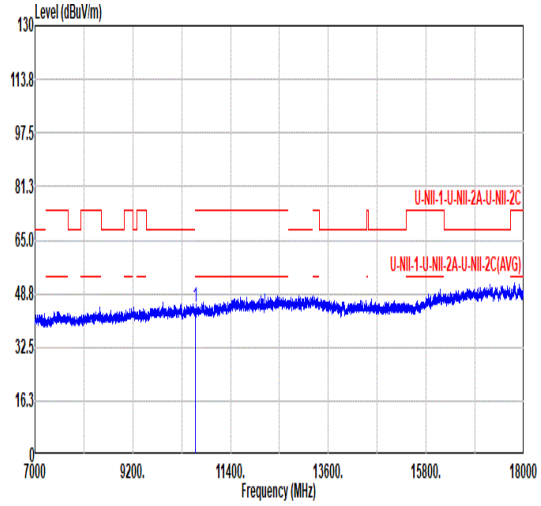 Freq Level Limit Line Margin Read Level Ant Factor Cable Loss Preamp Factor Aux Factor APos TPos Remark MHz dBuV/m dBuV/m dB dBuV dB/m dB dB dB cm deg 1 10600.00 44.67 68.20 -23.53 55.75 37.60 17.77 66.45 0.00 -- -- PEAK	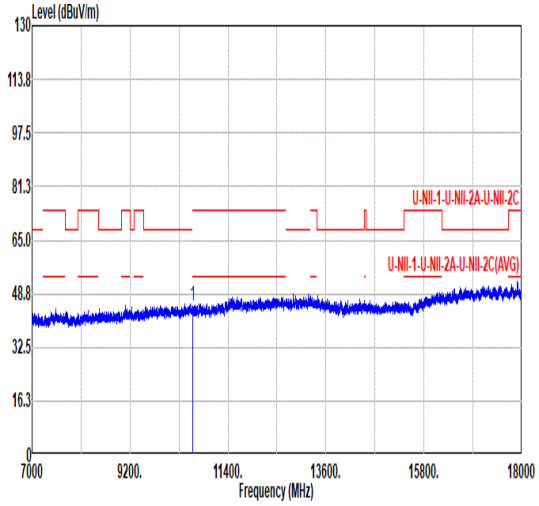 Freq Level Limit Line Margin Read Level Ant Factor Cable Loss Preamp Factor Aux Factor APos TPos Remark MHz dBuV/m dBuV/m dB dBuV dB/m dB dB dB cm deg 1 10600.00 45.01 68.20 -23.19 56.09 37.60 17.77 66.45 0.00 -- -- PEAK

Mode	6	
	Band Edge	
	U-NII-2A_5.25-5.35_802.11a_CH64_5320MHz	
ANT	SISO	
Pol.	Horizontal	Fundamental
Peak	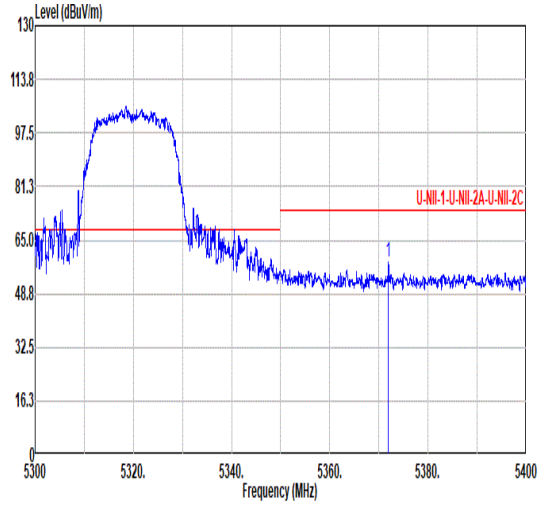 Freq Level Limit Line Margin Read Level Ant Factor Cable Loss Preamp Factor Aux Factor APos TPos Remark MHz dBuV/m dBuV/m dB dBuV dB/m dB dB dB cm deg 1 5371.95 58.23 74.00 -15.77 41.34 34.49 12.22 29.82 0.00 100 227 PEAK	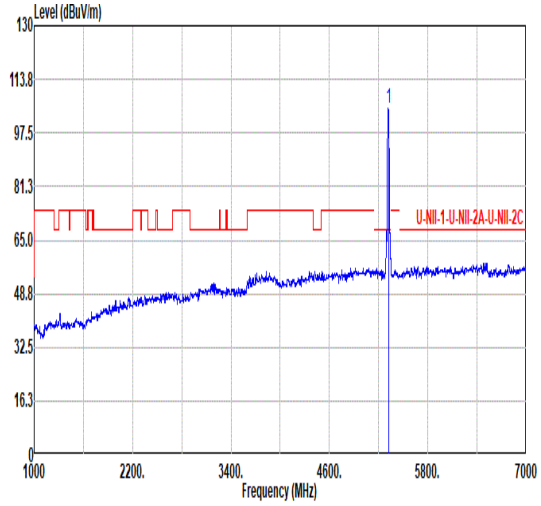 Freq Level Limit Line Margin Read Level Ant Factor Cable Loss Preamp Factor Aux Factor APos TPos Remark MHz dBuV/m dBuV/m dB dBuV dB/m dB dB dB cm deg 1 5320.00 105.00 ------ ------ 88.31 34.40 12.18 29.89 0.00 100 227 PEAK
Avg	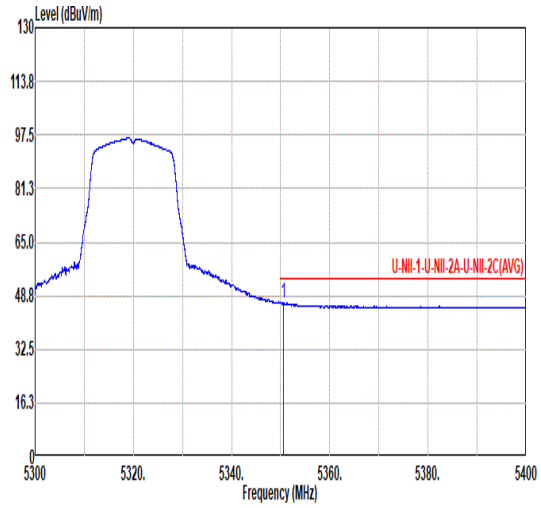 Freq Level Limit Line Margin Read Level Ant Factor Cable Loss Preamp Factor Aux Factor APos TPos Remark MHz dBuV/m dBuV/m dB dBuV dB/m dB dB dB cm deg 1 5350.55 46.66 54.00 -7.34 29.89 34.40 12.21 29.84 0.00 100 227 AVERAGE	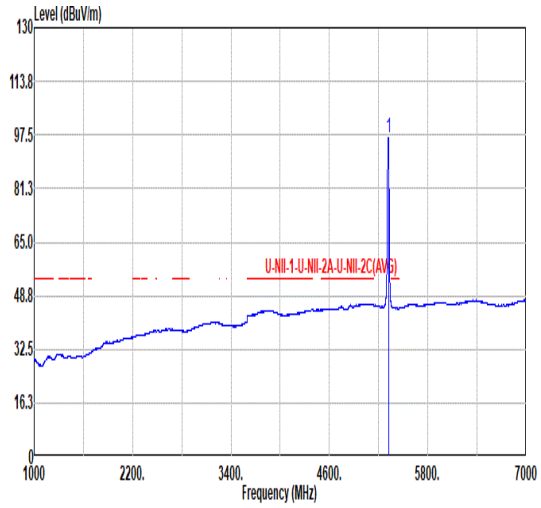 Freq Level Limit Line Margin Read Level Ant Factor Cable Loss Preamp Factor Aux Factor APos TPos Remark MHz dBuV/m dBuV/m dB dBuV dB/m dB dB dB cm deg 1 5320.00 96.67 ------ ------ 79.98 34.40 12.18 29.89 0.00 100 227 AVERAGE

Mode	6	
	Band Edge	
	U-NII-2A_5.25-5.35_802.11a_CH64_5320MHz	
ANT	SISO	
Pol.	Vertical	Fundamental
Peak	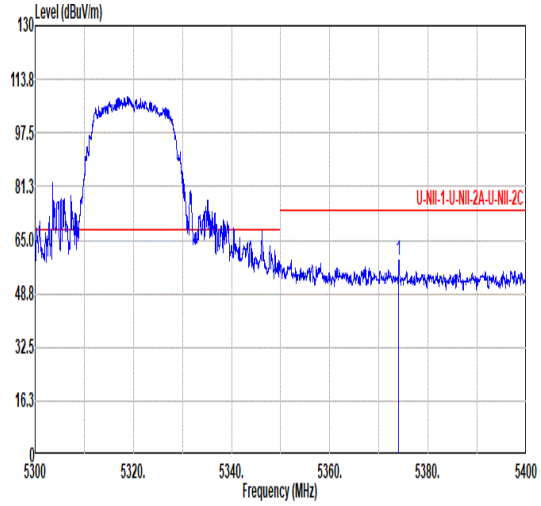 Freq Level Limit Line Margin Read Level Ant Factor Cable Loss Preamp Factor Aux Factor APos TPos Remark MHz dBuV/m dBuV/m dB dBuV dB/m dB dB dB cm deg 1 5374.05 59.01 74.00 -14.99 42.09 34.50 12.23 29.81 0.00 100 264 PEAK	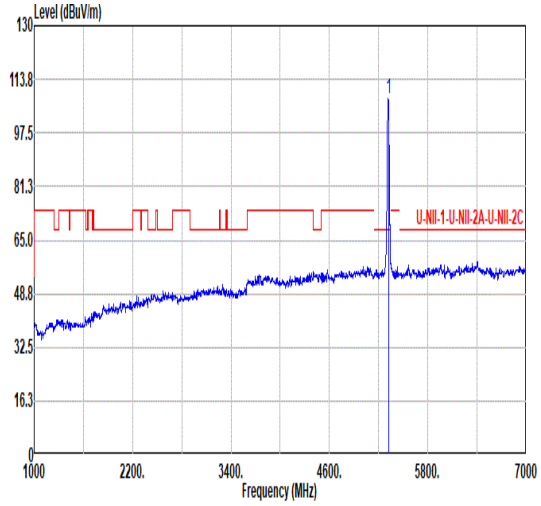 Freq Level Limit Line Margin Read Level Ant Factor Cable Loss Preamp Factor Aux Factor APos TPos Remark MHz dBuV/m dBuV/m dB dBuV dB/m dB dB dB cm deg 1 5320.00 107.70 ------ ------ 91.01 34.40 12.18 29.89 0.00 100 264 PEAK
Avg	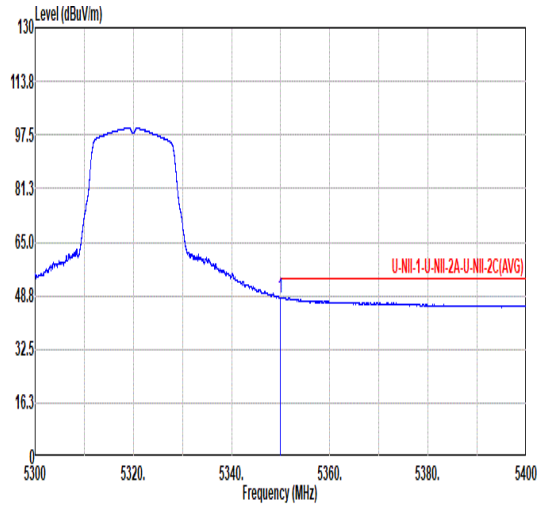 Freq Level Limit Line Margin Read Level Ant Factor Cable Loss Preamp Factor Aux Factor APos TPos Remark MHz dBuV/m dBuV/m dB dBuV dB/m dB dB dB cm deg 1 5350.00 48.17 54.00 -5.83 31.41 34.40 12.20 29.84 0.00 100 264 AVERAGE	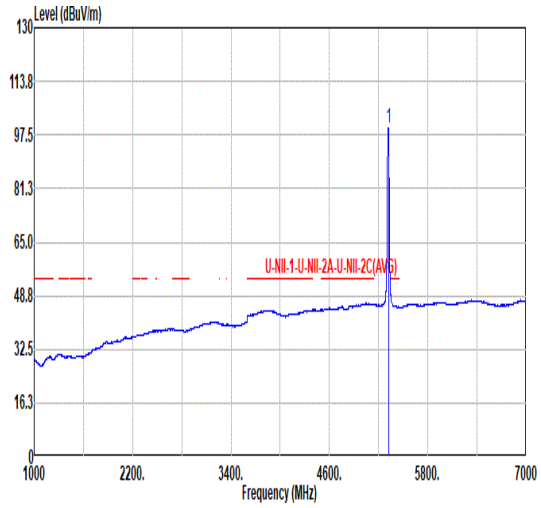 Freq Level Limit Line Margin Read Level Ant Factor Cable Loss Preamp Factor Aux Factor APos TPos Remark MHz dBuV/m dBuV/m dB dBuV dB/m dB dB dB cm deg 1 5320.00 99.79 ------ ------ 83.10 34.40 12.18 29.89 0.00 100 264 AVERAGE

Mode	6	
	Harmonic	
	U-NII-2A_5.25-5.35_802.11a_CH64_5320MHz	
ANT	SISO	
Pol.	Horizontal	Vertical
Peak Avg	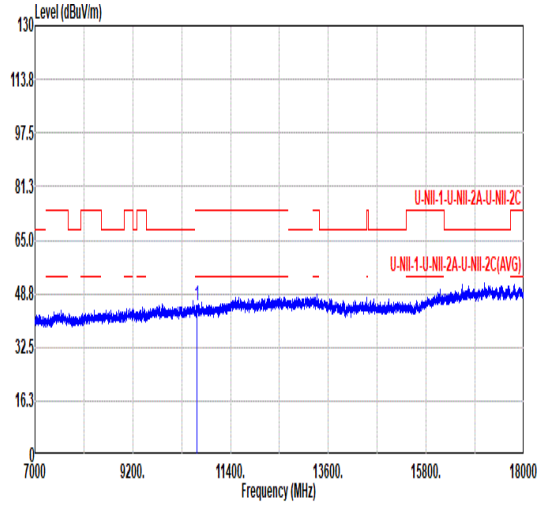 Freq Level Limit Line Margin Read Level Ant Factor Cable Loss Preamp Factor Aux Factor APos TPos Remark MHz dBuV/m dBuV/m dB dBuV dB/m dB dB dB cm deg 1 10640.00 45.23 74.00 -28.77 56.19 37.64 17.80 66.40 0.00 -- -- PEAK	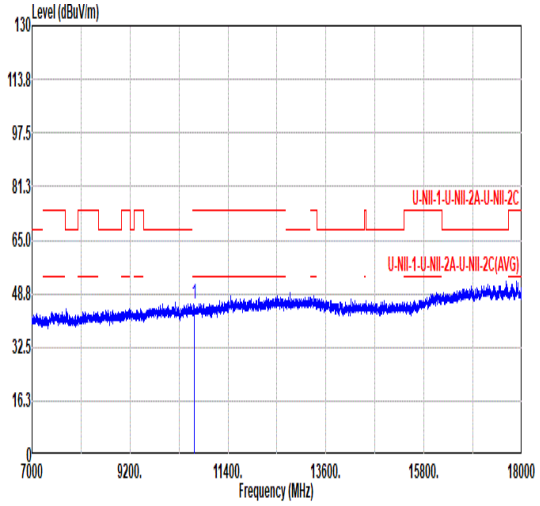 Freq Level Limit Line Margin Read Level Ant Factor Cable Loss Preamp Factor Aux Factor APos TPos Remark MHz dBuV/m dBuV/m dB dBuV dB/m dB dB dB cm deg 1 10640.00 45.58 74.00 -28.42 56.54 37.64 17.80 66.40 0.00 -- -- PEAK

Mode	7	
	Band Edge	
	U-NII-2C_5.47-5.725_802.11a_CH100_5500MHz	
ANT	SISO	
Pol.	Horizontal	Fundamental
Peak	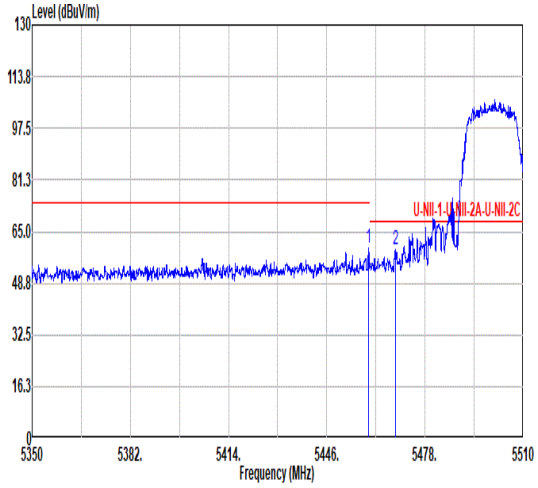 Freq Level Limit Line Margin Read Level Ant Factor Cable Loss Preamp Factor Aux Factor APos TPos Remark MHz dBuV/m dBuV/m dB dBuV dB/m dB dB dB cm deg 1 5459.69 59.82 74.00 -14.18 42.79 34.58 12.33 29.88 0.00 110 145 PEAK 2 5468.33 59.43 68.20 -8.77 42.42 34.56 12.34 29.89 0.00 110 145 PEAK	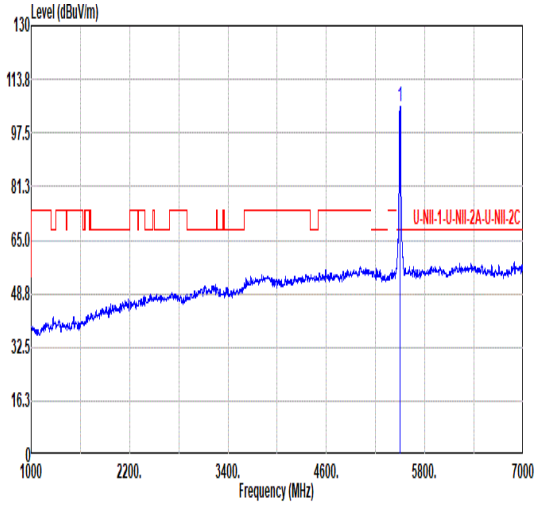 Freq Level Limit Line Margin Read Level Ant Factor Cable Loss Preamp Factor Aux Factor APos TPos Remark MHz dBuV/m dBuV/m dB dBuV dB/m dB dB dB cm deg 1 5500.00 105.44 ------ ------ 88.48 34.50 12.39 29.93 0.00 110 145 PEAK
Avg	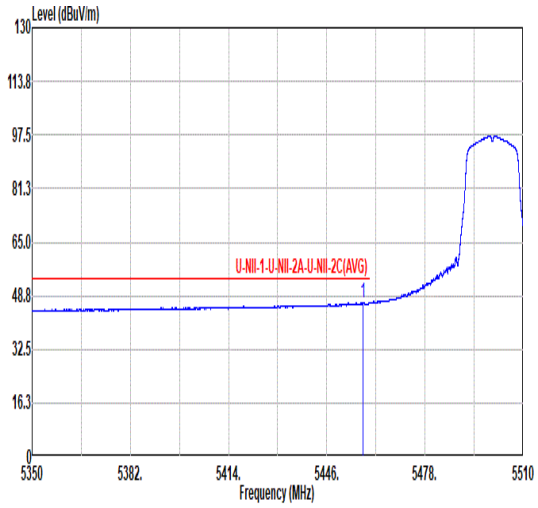 Freq Level Limit Line Margin Read Level Ant Factor Cable Loss Preamp Factor Aux Factor APos TPos Remark MHz dBuV/m dBuV/m dB dBuV dB/m dB dB dB cm deg 1 5457.90 46.50 54.00 -7.50 29.46 34.58 12.33 29.87 0.00 110 145 AVERAGE	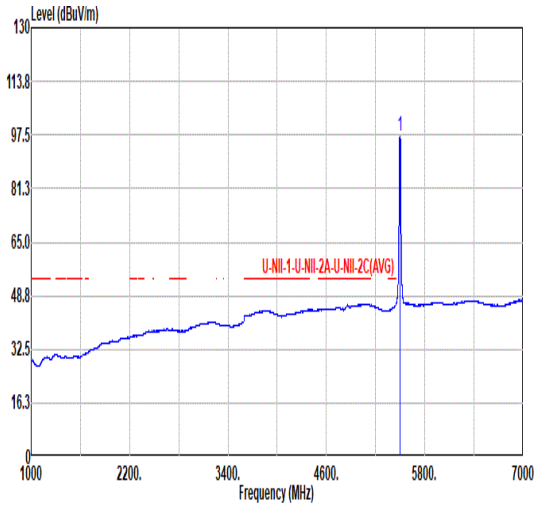 Freq Level Limit Line Margin Read Level Ant Factor Cable Loss Preamp Factor Aux Factor APos TPos Remark MHz dBuV/m dBuV/m dB dBuV dB/m dB dB dB cm deg 1 5500.00 97.22 ------ ------ 80.27 34.51 12.38 29.94 0.00 110 145 AVERAGE

Mode	7	
	Band Edge	
	U-NII-2C_5.47-5.725_802.11a_CH100_5500MHz	
ANT	SISO	
Pol.	Vertical	Fundamental
Peak	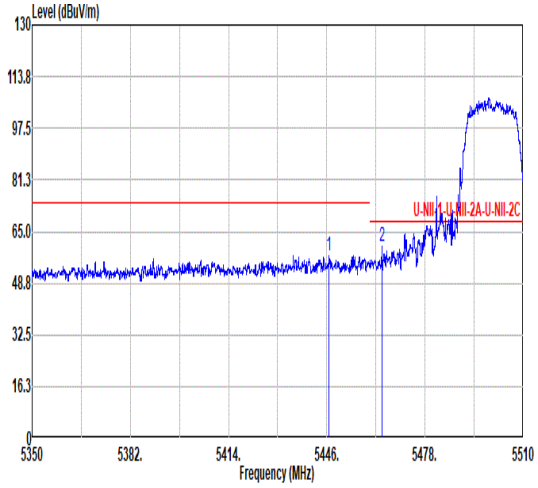 Freq Level Limit Line Margin Read Level Ant Factor Cable Loss Preamp Factor Aux Factor APos TPos Remark MHz dBuV/m dBuV/m dB dBuV dB/m dB dB dB cm deg 1 5446.73 57.55 74.00 -16.45 40.49 34.60 12.31 29.85 0.00 100 271 PEAK 2 5464.01 60.36 68.20 -7.84 43.33 34.57 12.34 29.88 0.00 100 271 PEAK	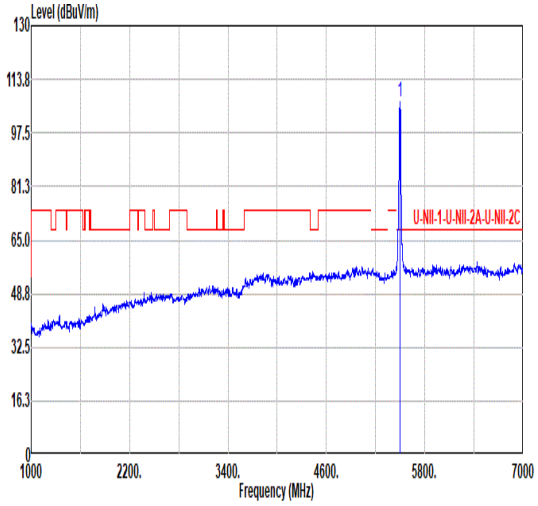 Freq Level Limit Line Margin Read Level Ant Factor Cable Loss Preamp Factor Aux Factor APos TPos Remark MHz dBuV/m dBuV/m dB dBuV dB/m dB dB dB cm deg 1 5500.00 106.75 ------ ------ 89.80 34.51 12.38 29.94 0.00 100 271 PEAK
Avg	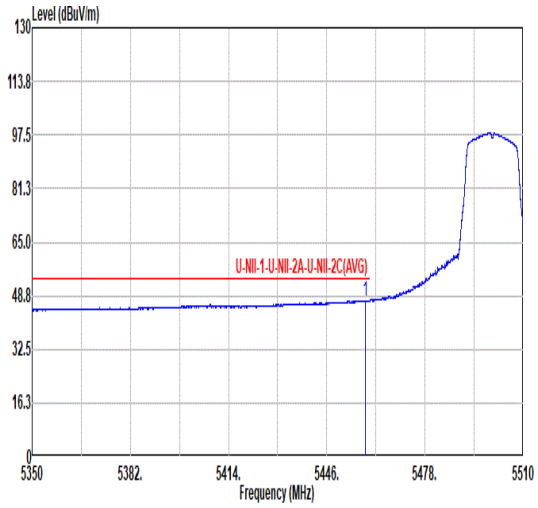 Freq Level Limit Line Margin Read Level Ant Factor Cable Loss Preamp Factor Aux Factor APos TPos Remark MHz dBuV/m dBuV/m dB dBuV dB/m dB dB dB cm deg 1 5458.57 47.27 54.00 -6.73 30.23 34.58 12.33 29.87 0.00 100 271 AVERAGE	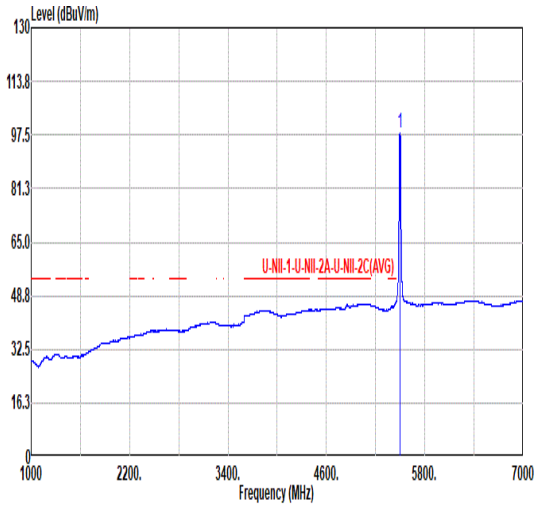 Freq Level Limit Line Margin Read Level Ant Factor Cable Loss Preamp Factor Aux Factor APos TPos Remark MHz dBuV/m dBuV/m dB dBuV dB/m dB dB dB cm deg 1 5500.00 98.18 ------ ------ 81.23 34.51 12.38 29.94 0.00 100 271 AVERAGE

Mode	7	
	Harmonic	
	U-NII-2C_5.47-5.725_802.11a_CH100_5500MHz	
ANT	SISO	
Pol.	Horizontal	Vertical
Peak Avg	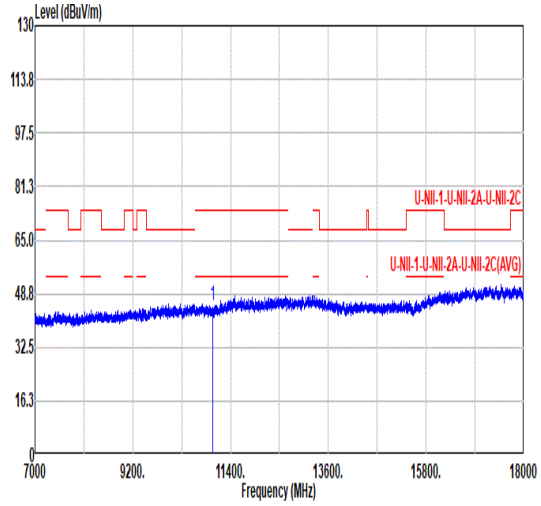 Freq Level Limit Line Margin Read Level Ant Factor Cable Loss Preamp Factor Aux Factor APos TPos Remark MHz dBuV/m dBuV/m dB dBuV dB/m dB dB dB cm deg 1 11000.00 45.21 74.00 -28.79 55.25 37.80 18.15 65.99 0.00 -- -- PEAK	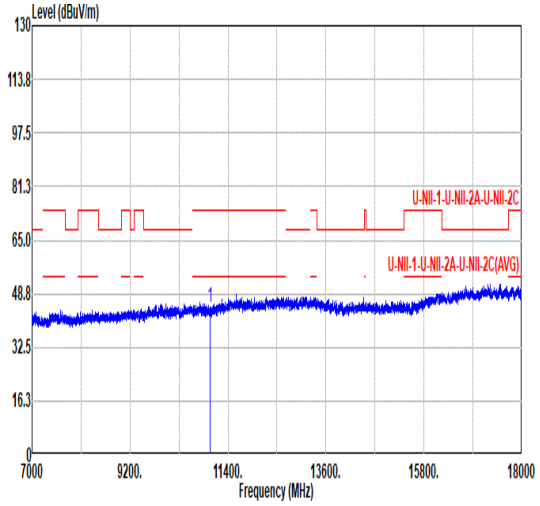 Freq Level Limit Line Margin Read Level Ant Factor Cable Loss Preamp Factor Aux Factor APos TPos Remark MHz dBuV/m dBuV/m dB dBuV dB/m dB dB dB cm deg 1 11000.00 44.61 74.00 -29.39 54.65 37.80 18.15 65.99 0.00 -- -- PEAK

Mode	8	
	Harmonic	
	U-NII-2C_5.47-5.725_802.11a_CH116_5580MHz	
ANT	SISO	
Pol.	Horizontal	Vertical
Peak Avg	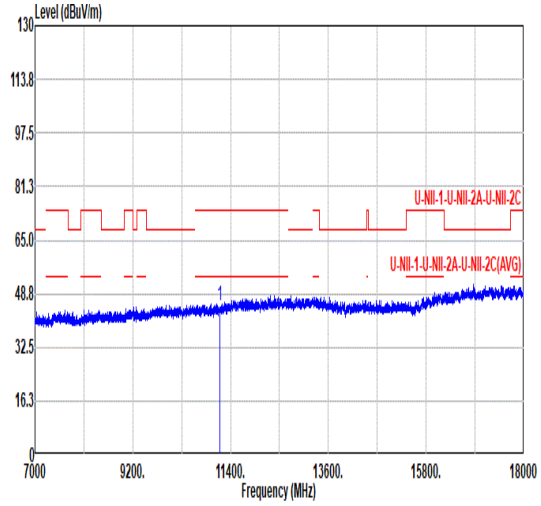 Freq Level Limit Line Margin Read Level Ant Factor Cable Loss Preamp Factor Aux Factor APos TPos Remark MHz dBuV/m dBuV/m dB dBuV dB/m dB dB dB cm deg 1 11160.00 45.24 74.00 -28.76 54.36 37.96 18.29 65.37 0.00 -- -- PEAK	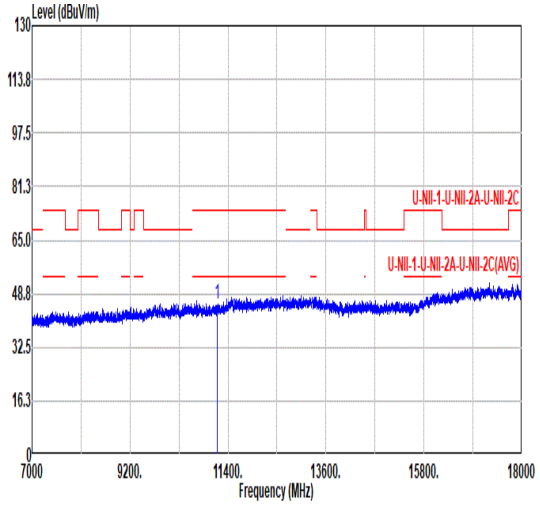 Freq Level Limit Line Margin Read Level Ant Factor Cable Loss Preamp Factor Aux Factor APos TPos Remark MHz dBuV/m dBuV/m dB dBuV dB/m dB dB dB cm deg 1 11160.00 45.84 74.00 -28.16 54.96 37.96 18.29 65.37 0.00 -- -- PEAK

Mode	9	
	Band Edge	
	U-NII-2C_5.47-5.725_802.11a_CH140_5700MHz	
ANT	SISO	
Pol.	Horizontal	Fundamental
Peak	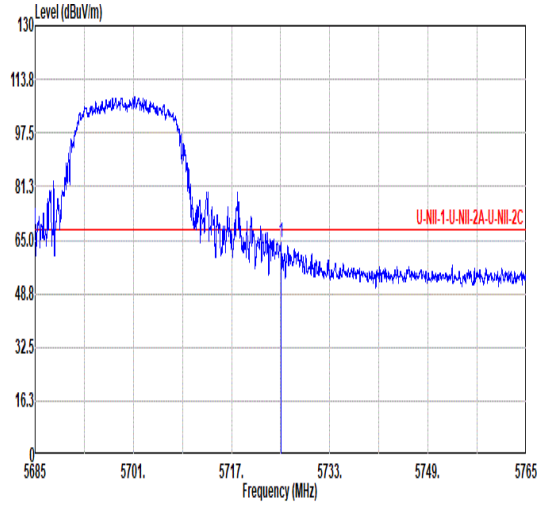 Freq Level Limit Line Margin Read Level Ant Factor Cable Loss Preamp Factor Aux Factor APos TPos Remark MHz dBuV/m dBuV/m dB dBuV dB/m dB dB dB cm deg 1 5725.04 64.19 68.20 -4.01 46.80 34.65 12.68 29.94 0.00 100 170 PEAK	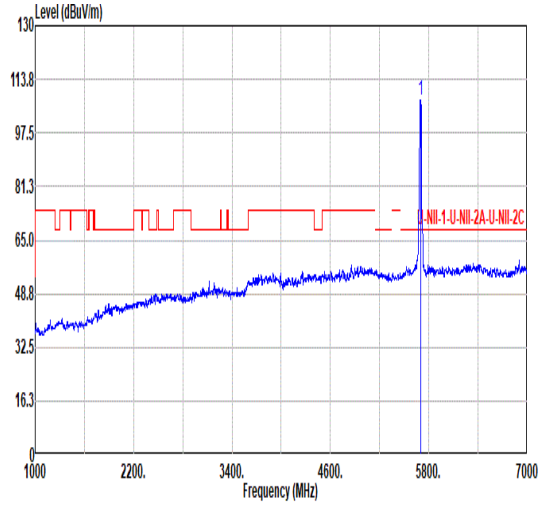 Freq Level Limit Line Margin Read Level Ant Factor Cable Loss Preamp Factor Aux Factor APos TPos Remark MHz dBuV/m dBuV/m dB dBuV dB/m dB dB dB cm deg 1 5700.00 107.52 ------ ------ 90.27 34.60 12.64 29.99 0.00 100 170 PEAK
Avg	Blank	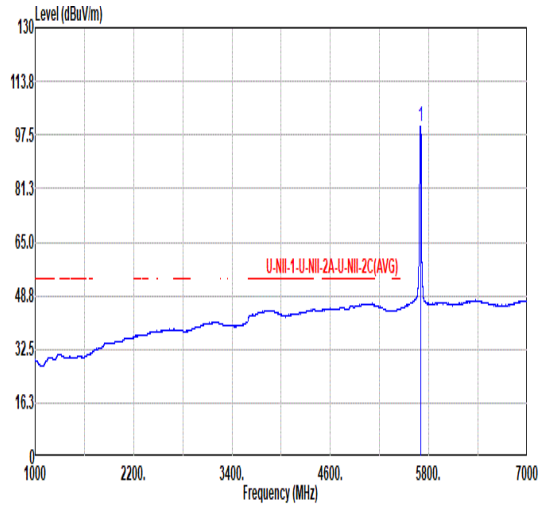 Freq Level Limit Line Margin Read Level Ant Factor Cable Loss Preamp Factor Aux Factor APos TPos Remark MHz dBuV/m dBuV/m dB dBuV dB/m dB dB dB cm deg 1 5700.00 100.26 ------ ------ 83.01 34.60 12.64 29.99 0.00 100 170 AVERAGE

Mode	9	
	Band Edge	
	U-NII-2C_5.47-5.725_802.11a_CH140_5700MHz	
ANT	SISO	
Pol.	Vertical	Fundamental
Peak	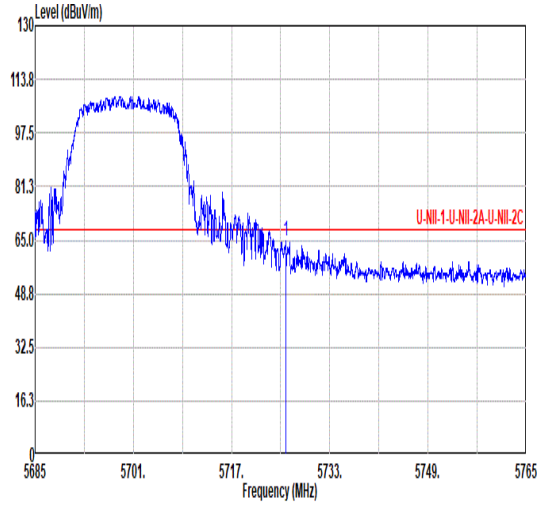 Freq Level Limit Line Margin Read Level Ant Factor Cable Loss Preamp Factor Aux Factor APos TPos Remark MHz dBuV/m dBuV/m dB dBuV dB/m dB dB dB cm deg 1 5725.84 64.96 68.20 -3.24 47.57 34.65 12.68 29.94 0.00 100 260 PEAK	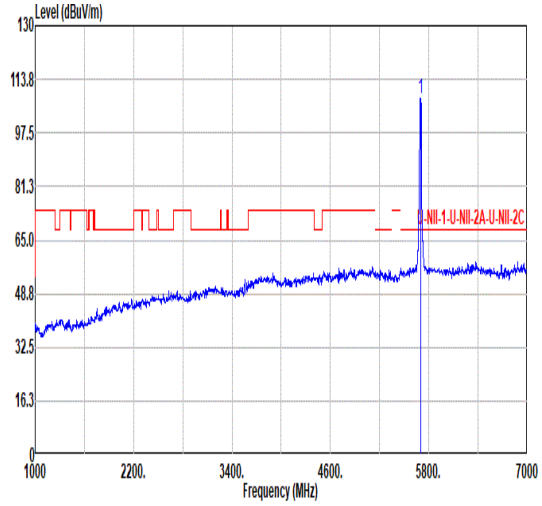 Freq Level Limit Line Margin Read Level Ant Factor Cable Loss Preamp Factor Aux Factor APos TPos Remark MHz dBuV/m dBuV/m dB dBuV dB/m dB dB dB cm deg 1 5700.00 108.07 ------ ------ 90.82 34.60 12.65 30.00 0.00 100 260 PEAK
Avg	Blank	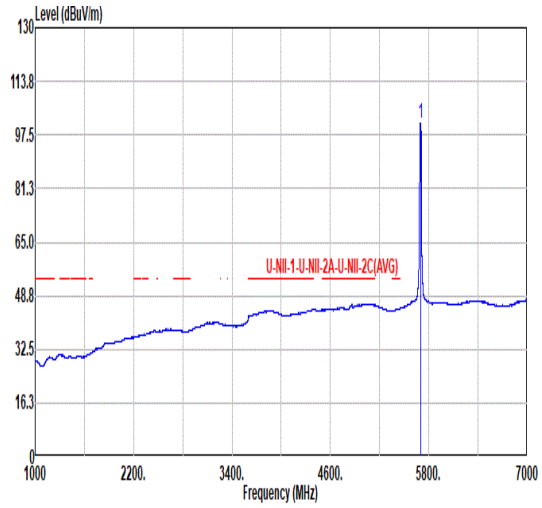 Freq Level Limit Line Margin Read Level Ant Factor Cable Loss Preamp Factor Aux Factor APos TPos Remark MHz dBuV/m dBuV/m dB dBuV dB/m dB dB dB cm deg 1 5700.00 100.91 ------ ------ 83.66 34.60 12.64 29.99 0.00 100 260 AVERAGE

Mode	9	
	Harmonic	
	U-NII-2C_5.47-5.725_802.11a_CH140_5700MHz	
ANT	SISO	
Pol.	Horizontal	Vertical
Peak Avg	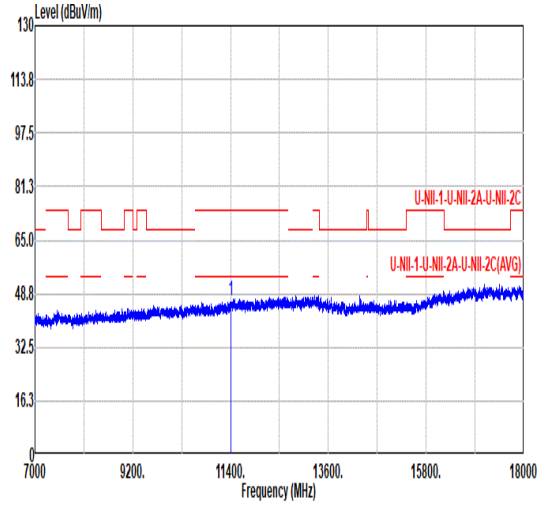 Freq Level Limit Line Margin Read Level Ant Factor Cable Loss Preamp Factor Aux Factor APos TPos Remark MHz dBuV/m dBuV/m dB dBuV dB/m dB dB dB cm deg 1 11400.00 46.49 74.00 -27.51 54.44 38.00 18.50 64.45 0.00 -- -- PEAK	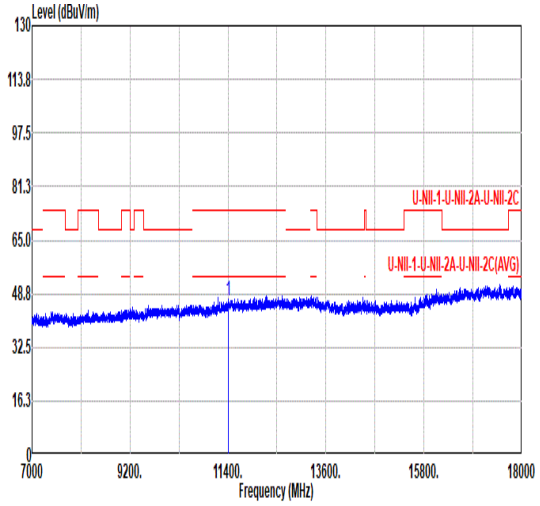 Freq Level Limit Line Margin Read Level Ant Factor Cable Loss Preamp Factor Aux Factor APos TPos Remark MHz dBuV/m dBuV/m dB dBuV dB/m dB dB dB cm deg 1 11400.00 46.83 74.00 -27.17 54.78 38.00 18.50 64.45 0.00 -- -- PEAK

Mode	10	
	Band Edge	
	U-NII-1_5.15-5.25_802.11n HT20_CH36_Full_5180MHz	
ANT	SISO	
Pol.	Horizontal	Fundamental
Peak	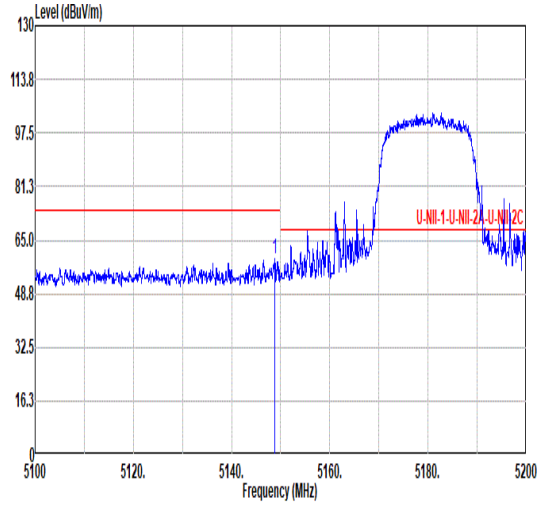 Freq Level Limit Line Margin Read Level Ant Factor Cable Loss Preamp Factor Aux Factor APos TPos Remark MHz dBuV/m dBuV/m dB dBuV dB/m dB dB dB cm deg 1 5148.75 59.23 74.00 -14.77 42.97 34.10 12.03 29.87 0.00 100 141 PEAK	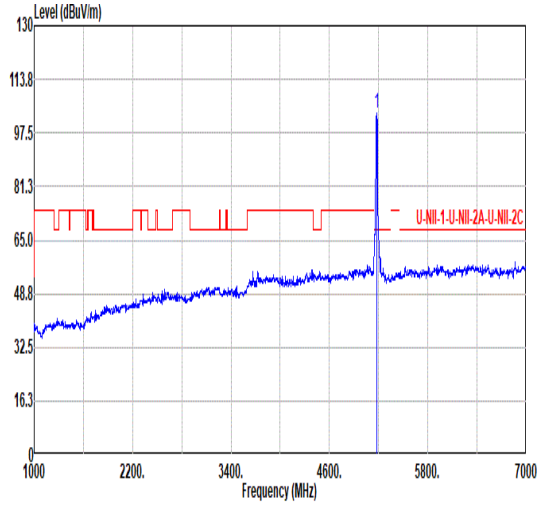 Freq Level Limit Line Margin Read Level Ant Factor Cable Loss Preamp Factor Aux Factor APos TPos Remark MHz dBuV/m dBuV/m dB dBuV dB/m dB dB dB cm deg 1 5180.00 103.35 ------ ------ 86.95 34.22 12.06 29.88 0.00 100 141 PEAK
Avg	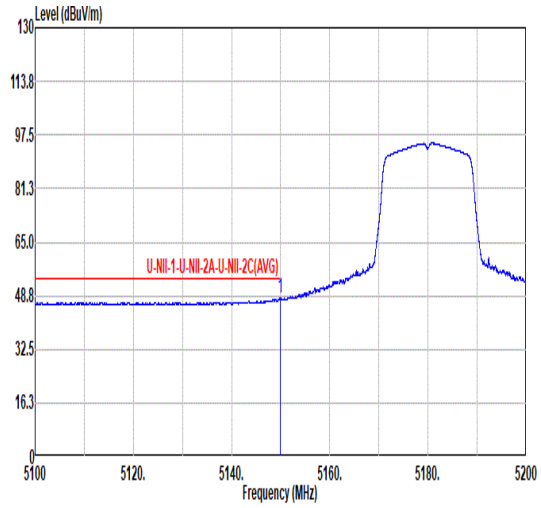 Freq Level Limit Line Margin Read Level Ant Factor Cable Loss Preamp Factor Aux Factor APos TPos Remark MHz dBuV/m dBuV/m dB dBuV dB/m dB dB dB cm deg 1 5149.85 48.03 54.00 -5.97 31.77 34.10 12.03 29.87 0.00 100 141 AVERAGE	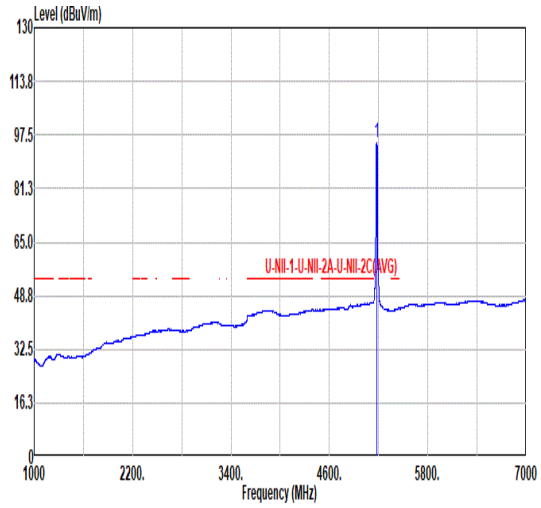 Freq Level Limit Line Margin Read Level Ant Factor Cable Loss Preamp Factor Aux Factor APos TPos Remark MHz dBuV/m dBuV/m dB dBuV dB/m dB dB dB cm deg 1 5180.00 95.03 ------ ------ 78.67 34.19 12.05 29.88 0.00 100 141 AVERAGE

Mode	10	
	Band Edge	
	U-NII-1_5.15-5.25_802.11n HT20_CH36_Full_5180MHz	
ANT	SISO	
Pol.	Vertical	Fundamental
Peak	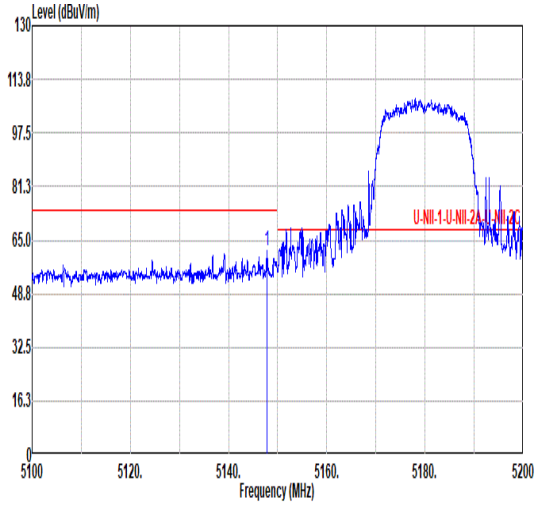 Freq Level Limit Line Margin Read Level Ant Factor Cable Loss Preamp Factor Aux Factor APos TPos Remark MHz dBuV/m dBuV/m dB dBuV dB/m dB dB dB cm deg 1 5147.85 62.02 74.00 -11.98 45.75 34.11 12.03 29.87 0.00 100 238 PEAK	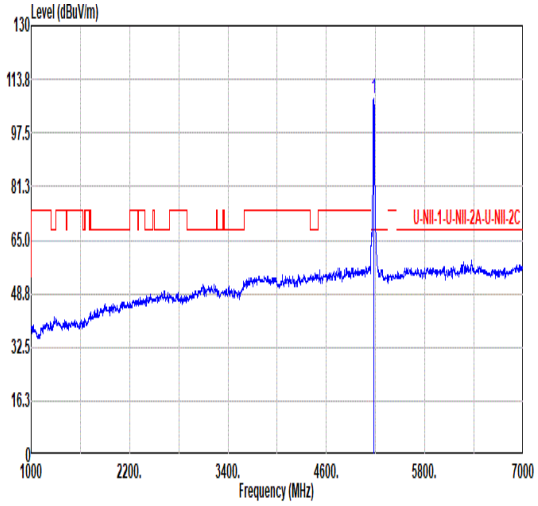 Freq Level Limit Line Margin Read Level Ant Factor Cable Loss Preamp Factor Aux Factor APos TPos Remark MHz dBuV/m dBuV/m dB dBuV dB/m dB dB dB cm deg 1 5180.00 107.83 ------ ------ 91.47 34.19 12.05 29.88 0.00 100 238 PEAK
Avg	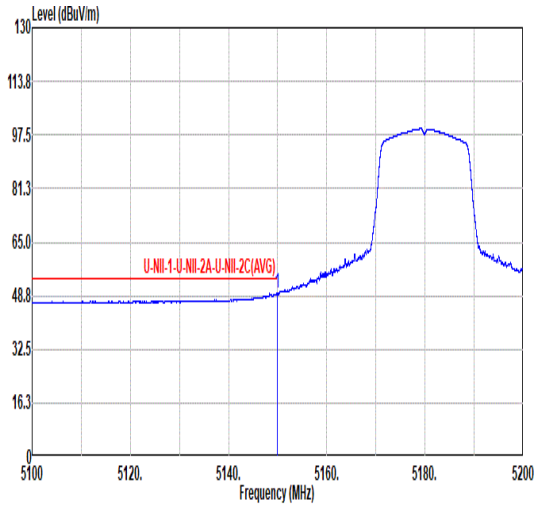 Freq Level Limit Line Margin Read Level Ant Factor Cable Loss Preamp Factor Aux Factor APos TPos Remark MHz dBuV/m dBuV/m dB dBuV dB/m dB dB dB cm deg 1 5149.85 49.62 54.00 -4.38 33.36 34.10 12.03 29.87 0.00 100 238 AVERAGE	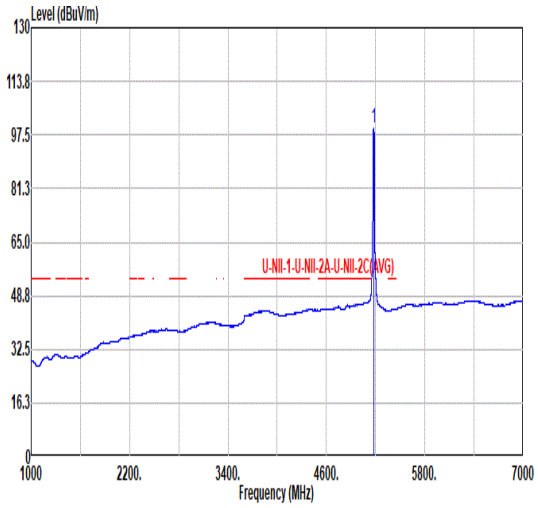 Freq Level Limit Line Margin Read Level Ant Factor Cable Loss Preamp Factor Aux Factor APos TPos Remark MHz dBuV/m dBuV/m dB dBuV dB/m dB dB dB cm deg 1 5180.00 99.39 ------ ------ 82.99 34.22 12.06 29.88 0.00 100 238 AVERAGE

Mode	10	
	Harmonic	
	U-NII-1_5.15-5.25_802.11n HT20_CH36_Full_5180MHz	
ANT	SISO	
Pol.	Horizontal	Vertical
Peak Avg	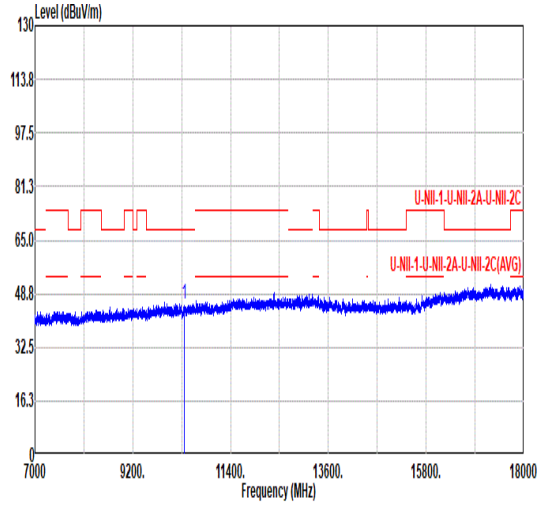 Freq Level Limit Line Margin Read Level Ant Factor Cable Loss Preamp Factor Aux Factor APos TPos Remark MHz dBuV/m dBuV/m dB dBuV dB/m dB dB dB cm deg 1 10360.00 45.46 68.20 -22.74 56.99 37.47 17.54 66.54 0.00 -- -- PEAK	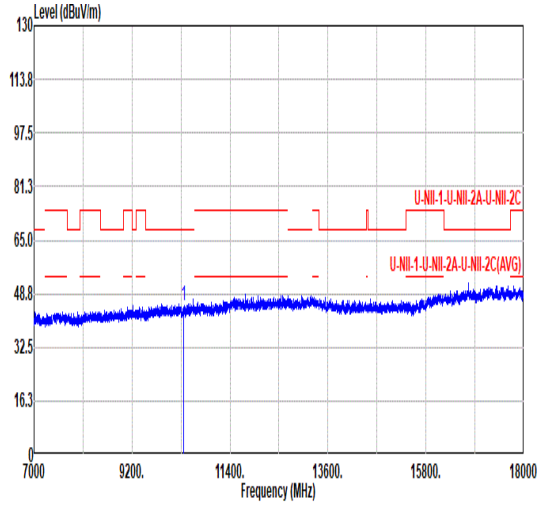 Freq Level Limit Line Margin Read Level Ant Factor Cable Loss Preamp Factor Aux Factor APos TPos Remark MHz dBuV/m dBuV/m dB dBuV dB/m dB dB dB cm deg 1 10360.00 44.96 68.20 -23.24 56.49 37.47 17.54 66.54 0.00 -- -- PEAK

Mode	11	
	Harmonic	
	U-NII-1_5.15-5.25_802.11n HT20_CH44_Full_5220MHz	
ANT	SISO	
Pol.	Horizontal	Vertical
Peak Avg	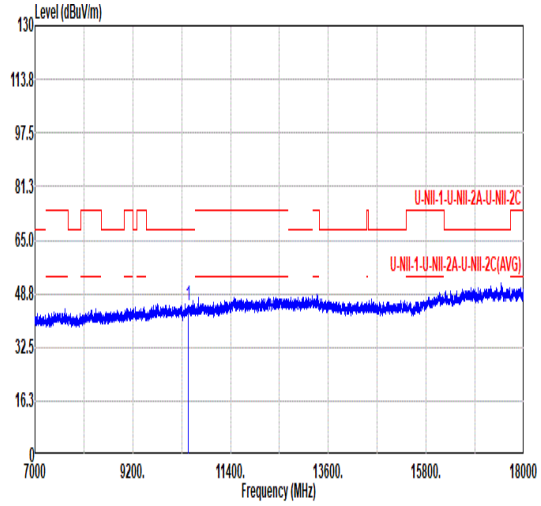 Freq Level Limit Line Margin Read Level Ant Factor Cable Loss Preamp Factor Aux Factor APos TPos Remark MHz dBuV/m dBuV/m dB dBuV dB/m dB dB dB cm deg 1 10440.00 45.31 68.20 -22.89 56.71 37.54 17.61 66.55 0.00 -- -- PEAK	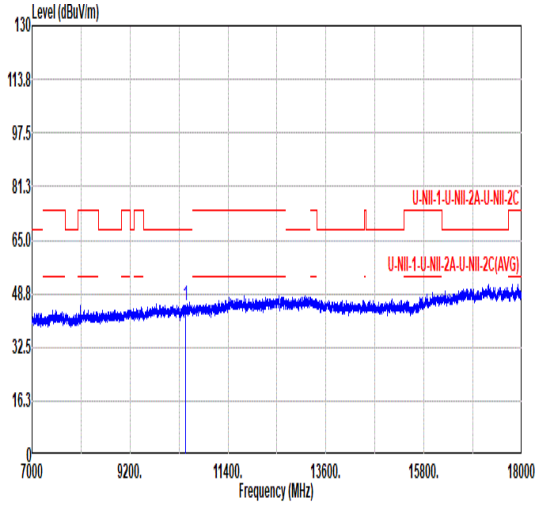 Freq Level Limit Line Margin Read Level Ant Factor Cable Loss Preamp Factor Aux Factor APos TPos Remark MHz dBuV/m dBuV/m dB dBuV dB/m dB dB dB cm deg 1 10440.00 45.14 68.20 -23.06 56.56 37.53 17.60 66.55 0.00 -- -- PEAK

Mode	12	
	Harmonic	
	U-NII-1_5.15-5.25_802.11n HT20_CH48_Full_5240MHz	
ANT	SISO	
Pol.	Horizontal	Vertical
Peak Avg	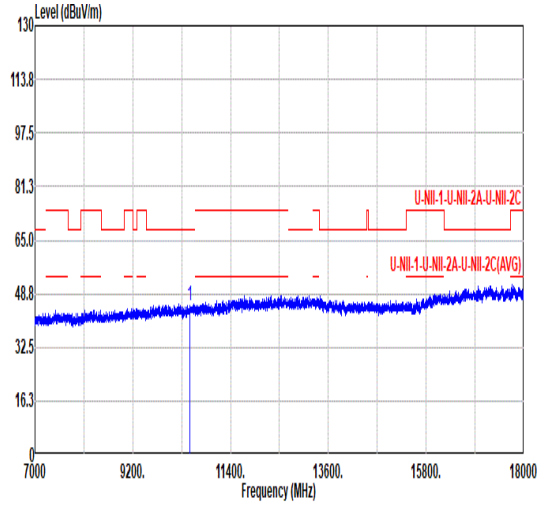 Freq Level Limit Line Margin Read Level Ant Factor Cable Loss Preamp Factor Aux Factor APos TPos Remark MHz dBuV/m dBuV/m dB dBuV dB/m dB dB dB cm deg 1 10480.00 45.28 68.20 -22.92 56.61 37.58 17.65 66.56 0.00 -- -- PEAK	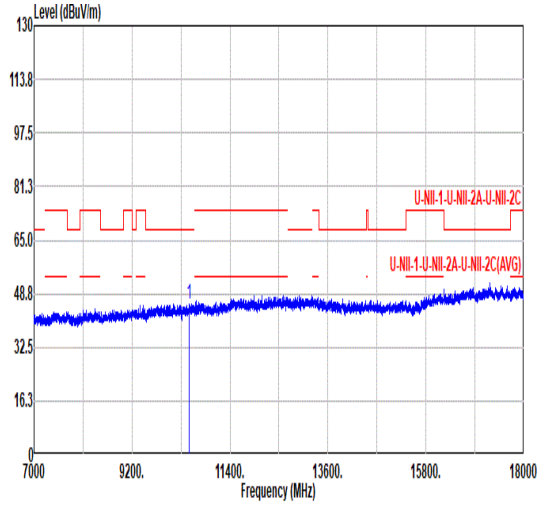 Freq Level Limit Line Margin Read Level Ant Factor Cable Loss Preamp Factor Aux Factor APos TPos Remark MHz dBuV/m dBuV/m dB dBuV dB/m dB dB dB cm deg 1 10480.00 45.65 68.20 -22.55 56.98 37.58 17.65 66.56 0.00 -- -- PEAK

Mode	13	
	Harmonic	
	U-NII-2A_5.25-5.35_802.11n HT20_CH52_Full_5260MHz	
ANT	SISO	
Pol.	Horizontal	Vertical
Peak Avg	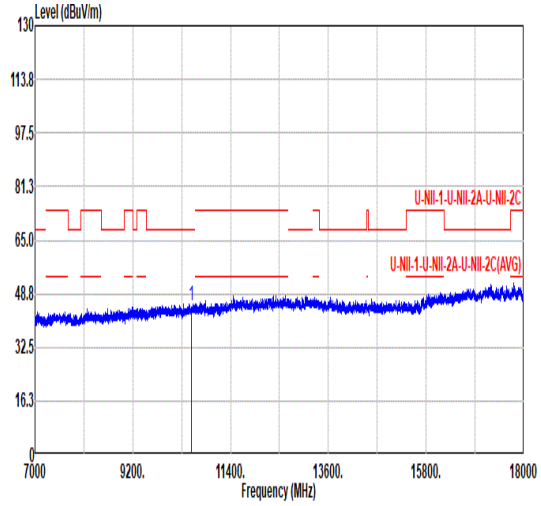 Freq Level Limit Line Margin Read Level Ant Factor Cable Loss Preamp Factor Aux Factor APos TPos Remark MHz dBuV/m dBuV/m dB dBuV dB/m dB dB dB cm deg 1 10520.00 45.26 68.20 -22.94 56.53 37.60 17.68 66.55 0.00 -- -- PEAK	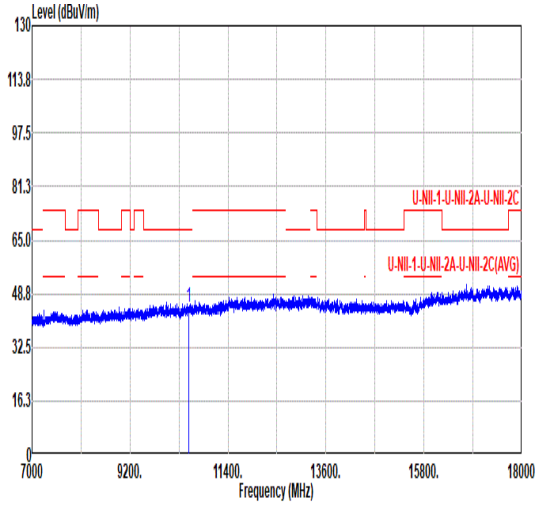 Freq Level Limit Line Margin Read Level Ant Factor Cable Loss Preamp Factor Aux Factor APos TPos Remark MHz dBuV/m dBuV/m dB dBuV dB/m dB dB dB cm deg 1 10520.00 44.53 68.20 -23.67 55.76 37.60 17.70 66.53 0.00 -- -- PEAK

Mode	14	
	Harmonic	
	U-NII-2A_5.25-5.35_802.11n HT20_CH60_Full_5300MHz	
ANT	SISO	
Pol.	Horizontal	Vertical
Peak Avg	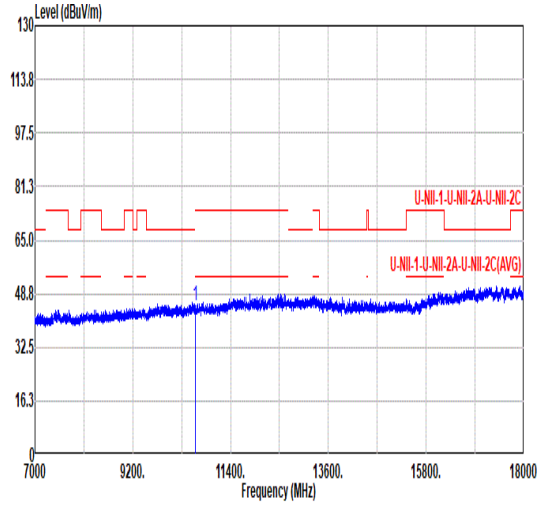 Freq Level Limit Line Margin Read Level Ant Factor Cable Loss Preamp Factor Aux Factor APos TPos Remark MHz dBuV/m dBuV/m dB dBuV dB/m dB dB dB cm deg 1 10600.00 44.89 68.20 -23.31 55.97 37.60 17.77 66.45 0.00 -- -- PEAK	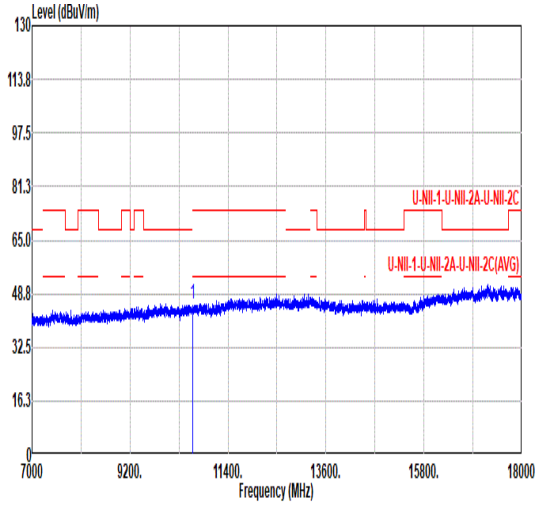 Freq Level Limit Line Margin Read Level Ant Factor Cable Loss Preamp Factor Aux Factor APos TPos Remark MHz dBuV/m dBuV/m dB dBuV dB/m dB dB dB cm deg 1 10600.00 45.77 68.20 -22.43 56.85 37.60 17.77 66.45 0.00 -- -- PEAK

Mode	15	
	Band Edge	
	U-NII-2A_5.25-5.35_802.11n HT20_CH64_Full_5320MHz	
ANT	SISO	
Pol.	Horizontal	Fundamental
Peak	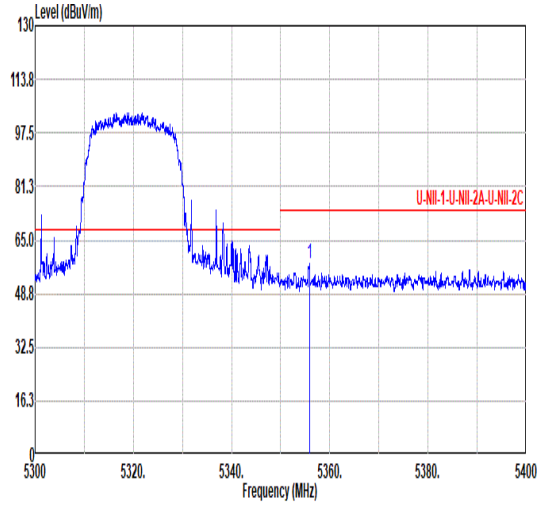 Freq Level Limit Line Margin Read Level Ant Factor Cable Loss Preamp Factor Aux Factor APos TPos Remark MHz dBuV/m dBuV/m dB dBuV dB/m dB dB dB cm deg 1 5355.85 57.68 74.00 -16.32 40.89 34.42 12.21 29.84 0.00 100 231 PEAK	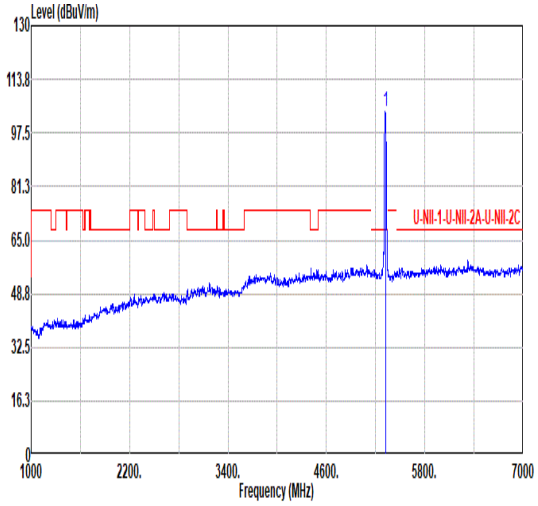 Freq Level Limit Line Margin Read Level Ant Factor Cable Loss Preamp Factor Aux Factor APos TPos Remark MHz dBuV/m dBuV/m dB dBuV dB/m dB dB dB cm deg 1 5320.00 103.83 ------ ------ 87.14 34.40 12.18 29.89 0.00 100 231 PEAK
Avg	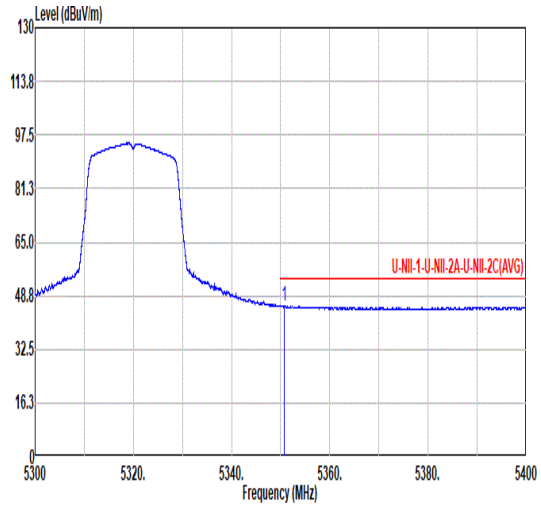 Freq Level Limit Line Margin Read Level Ant Factor Cable Loss Preamp Factor Aux Factor APos TPos Remark MHz dBuV/m dBuV/m dB dBuV dB/m dB dB dB cm deg 1 5350.75 45.72 54.00 -8.28 28.95 34.40 12.21 29.84 0.00 100 231 AVERAGE	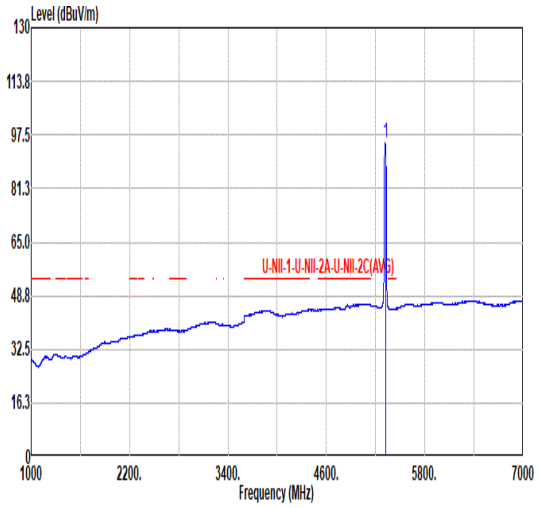 Freq Level Limit Line Margin Read Level Ant Factor Cable Loss Preamp Factor Aux Factor APos TPos Remark MHz dBuV/m dBuV/m dB dBuV dB/m dB dB dB cm deg 1 5320.00 94.96 ------ ------ 78.27 34.40 12.18 29.89 0.00 100 231 AVERAGE

Mode	15	
	Band Edge	
	U-NII-2A_5.25-5.35_802.11n HT20_CH64_Full_5320MHz	
ANT	SISO	
Pol.	Vertical	Fundamental
Peak	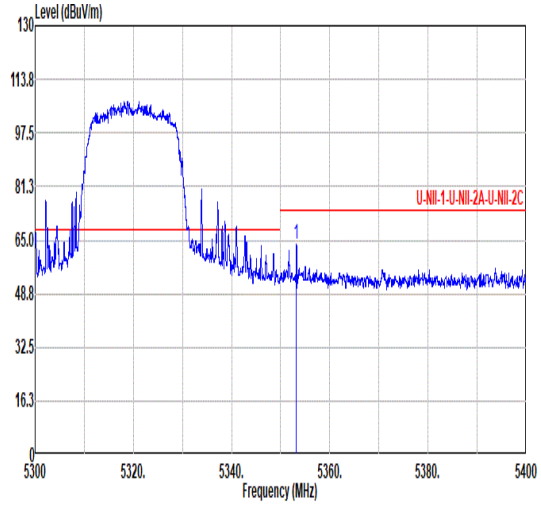 Freq Level Limit Line Margin Read Level Ant Factor Cable Loss Preamp Factor Aux Factor APos TPos Remark MHz dBuV/m dBuV/m dB dBuV dB/m dB dB dB cm deg 1 5353.15 63.72 74.00 -10.28 46.94 34.41 12.21 29.84 0.00 107 150 PEAK	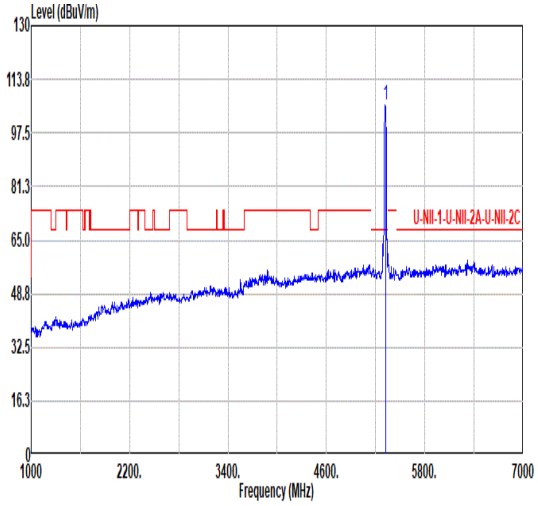 Freq Level Limit Line Margin Read Level Ant Factor Cable Loss Preamp Factor Aux Factor APos TPos Remark MHz dBuV/m dBuV/m dB dBuV dB/m dB dB dB cm deg 1 5320.00 105.75 ------ ------ 89.08 34.40 12.17 29.90 0.00 107 150 PEAK
Avg	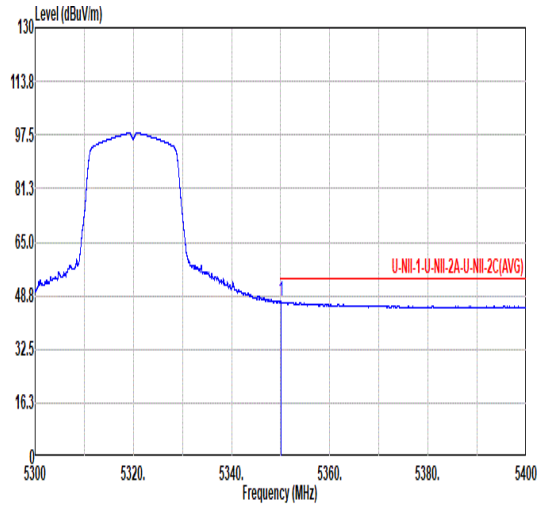 Freq Level Limit Line Margin Read Level Ant Factor Cable Loss Preamp Factor Aux Factor APos TPos Remark MHz dBuV/m dBuV/m dB dBuV dB/m dB dB dB cm deg 1 5350.05 46.96 54.00 -7.04 30.19 34.40 12.21 29.84 0.00 107 150 AVERAGE	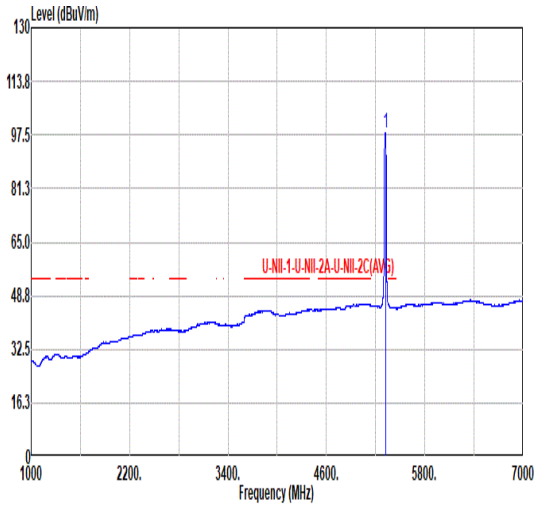 Freq Level Limit Line Margin Read Level Ant Factor Cable Loss Preamp Factor Aux Factor APos TPos Remark MHz dBuV/m dBuV/m dB dBuV dB/m dB dB dB cm deg 1 5320.00 98.06 ------ ------ 81.37 34.40 12.18 29.89 0.00 107 150 AVERAGE

Mode	15	
	Harmonic	
	U-NII-2A_5.25-5.35_802.11n HT20_CH64_Full_5320MHz	
ANT	SISO	
Pol.	Horizontal	Vertical
Peak Avg	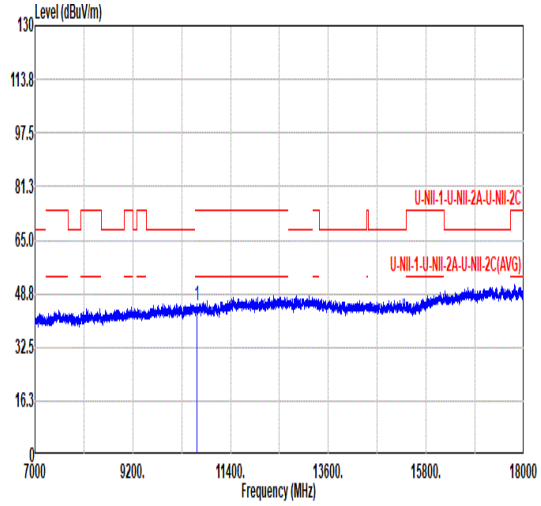 Freq Level Limit Line Margin Read Level Ant Factor Cable Loss Preamp Factor Aux Factor APos TPos Remark MHz dBuV/m dBuV/m dB dBuV dB/m dB dB dB cm deg 1 10640.00 45.33 74.00 -28.67 56.29 37.64 17.80 66.40 0.00 -- -- PEAK	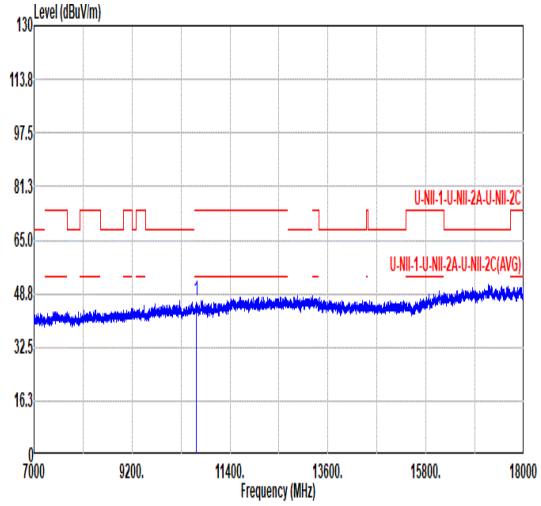 Freq Level Limit Line Margin Read Level Ant Factor Cable Loss Preamp Factor Aux Factor APos TPos Remark MHz dBuV/m dBuV/m dB dBuV dB/m dB dB dB cm deg 1 10640.00 46.40 74.00 -27.60 57.36 37.64 17.80 66.40 0.00 -- -- PEAK

Mode	16	
	Band Edge	
	U-NII-2C_5.47-5.725_802.11n HT20_CH100_5500MHz	
ANT	SISO	
Pol.	Horizontal	Fundamental
Peak	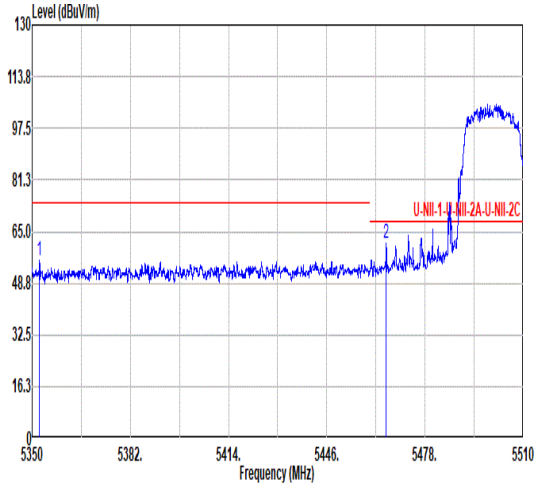 Freq Level Limit Line Margin Read Level Ant Factor Cable Loss Preamp Factor Aux Factor APos TPos Remark MHz dBuV/m dBuV/m dB dBuV dB/m dB dB dB cm deg 1 5352.33 55.91 74.00 -18.09 39.13 34.41 12.21 29.84 0.00 130 173 PEAK 2 5465.29 61.19 68.20 -7.01 44.16 34.57 12.34 29.88 0.00 130 173 PEAK	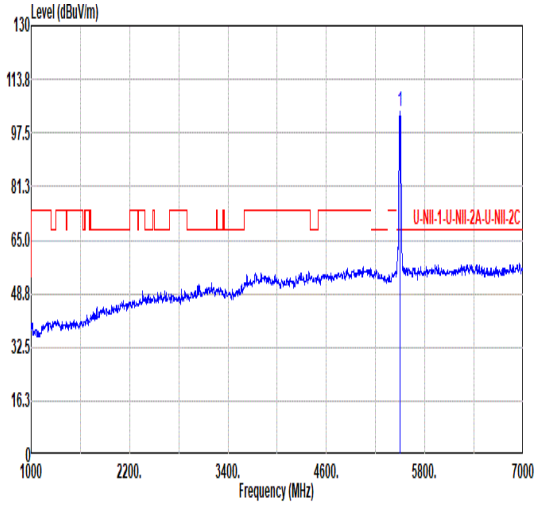 Freq Level Limit Line Margin Read Level Ant Factor Cable Loss Preamp Factor Aux Factor APos TPos Remark MHz dBuV/m dBuV/m dB dBuV dB/m dB dB dB cm deg 1 5500.00 104.11 ------ ------ 87.16 34.51 12.38 29.94 0.00 130 173 PEAK
Avg	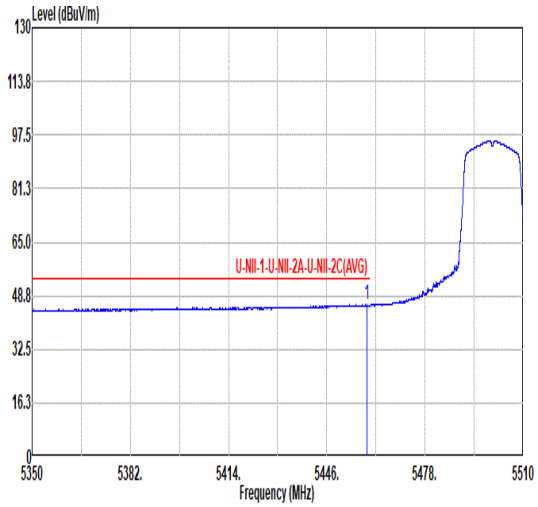 Freq Level Limit Line Margin Read Level Ant Factor Cable Loss Preamp Factor Aux Factor APos TPos Remark MHz dBuV/m dBuV/m dB dBuV dB/m dB dB dB cm deg 1 5459.05 46.05 54.00 -7.95 29.01 34.58 12.33 29.87 0.00 130 173 AVERAGE	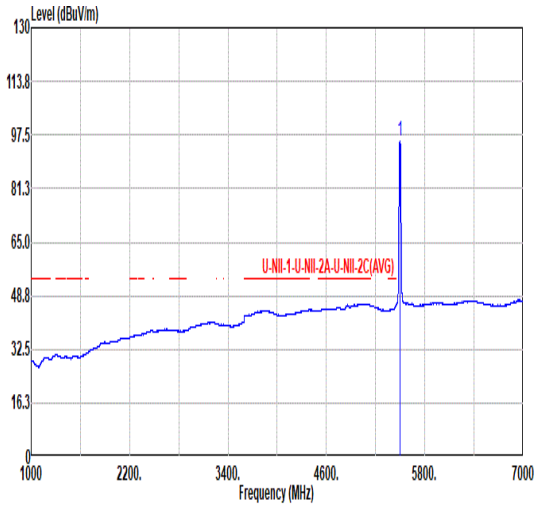 Freq Level Limit Line Margin Read Level Ant Factor Cable Loss Preamp Factor Aux Factor APos TPos Remark MHz dBuV/m dBuV/m dB dBuV dB/m dB dB dB cm deg 1 5500.00 95.73 ------ ------ 78.78 34.51 12.38 29.94 0.00 130 173 AVERAGE

Mode	16	
	Band Edge	
	U-NII-2C_5.47-5.725_802.11n HT20_CH100_5500MHz	
ANT	SISO	
Pol.	Vertical	Fundamental
Peak	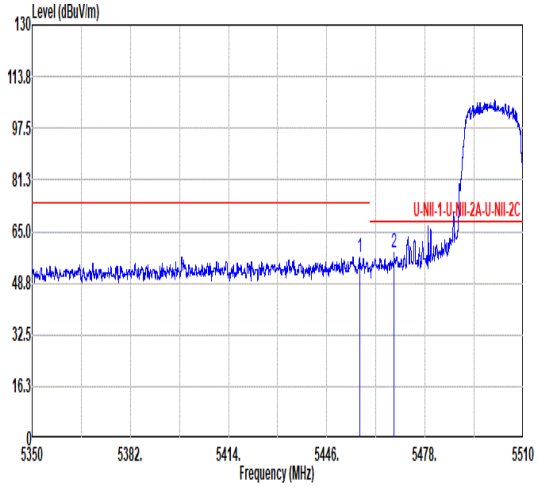 Freq Level Limit Line Margin Read Level Ant Factor Cable Loss Preamp Factor Aux Factor APos TPos Remark MHz dBuV/m dBuV/m dB dBuV dB/m dB dB dB cm deg 1 5456.79 57.13 74.00 -16.87 40.08 34.59 12.33 29.87 0.00 100 272 PEAK 2 5467.85 58.13 68.20 -10.07 41.12 34.56 12.34 29.89 0.00 100 272 PEAK	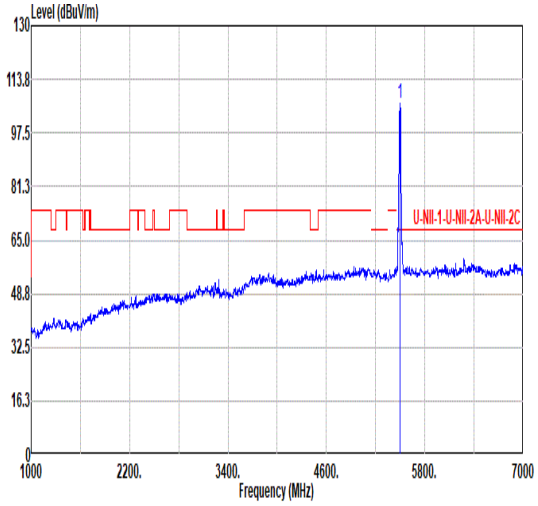 Freq Level Limit Line Margin Read Level Ant Factor Cable Loss Preamp Factor Aux Factor APos TPos Remark MHz dBuV/m dBuV/m dB dBuV dB/m dB dB dB cm deg 1 5500.00 106.43 ------ ------ 89.48 34.51 12.38 29.94 0.00 100 272 PEAK
Avg	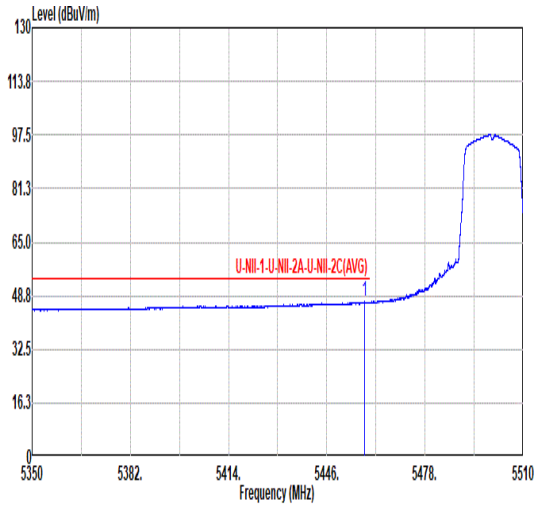 Freq Level Limit Line Margin Read Level Ant Factor Cable Loss Preamp Factor Aux Factor APos TPos Remark MHz dBuV/m dBuV/m dB dBuV dB/m dB dB dB cm deg 1 5458.25 46.89 54.00 -7.11 29.85 34.58 12.33 29.87 0.00 100 272 AVERAGE	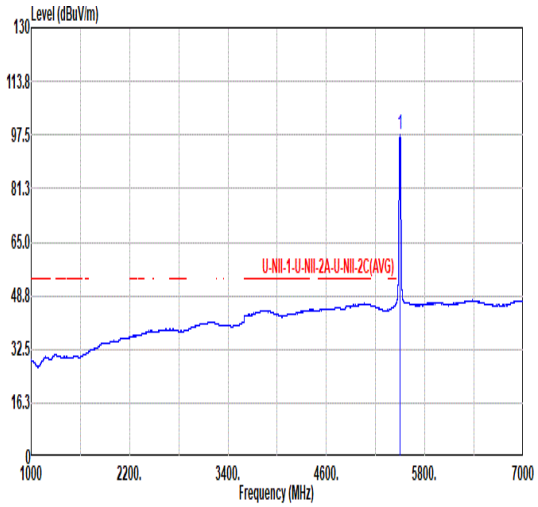 Freq Level Limit Line Margin Read Level Ant Factor Cable Loss Preamp Factor Aux Factor APos TPos Remark MHz dBuV/m dBuV/m dB dBuV dB/m dB dB dB cm deg 1 5500.00 97.49 ------ ------ 80.54 34.51 12.38 29.94 0.00 100 272 AVERAGE

Mode	16	
	Harmonic	
	U-NII-2C_5.47-5.725_802.11n HT20_CH100_5500MHz	
ANT	SISO	
Pol.	Horizontal	Vertical
Peak Avg	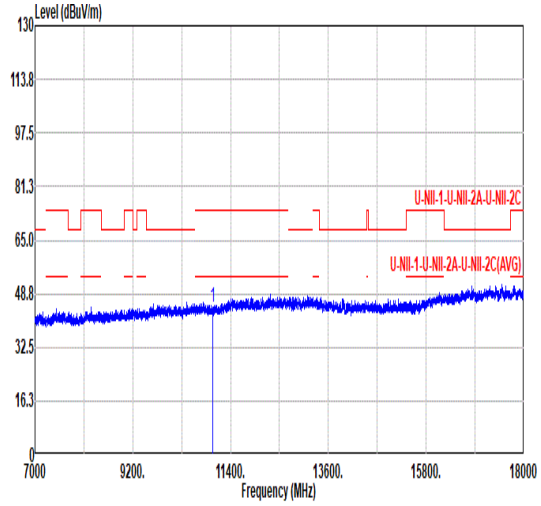 Freq Level Limit Line Margin Read Level Ant Factor Cable Loss Preamp Factor Aux Factor APos TPos Remark MHz dBuV/m dBuV/m dB dBuV dB/m dB dB dB cm deg 1 11000.00 44.51 74.00 -29.49 54.55 37.80 18.15 65.99 0.00 -- -- PEAK	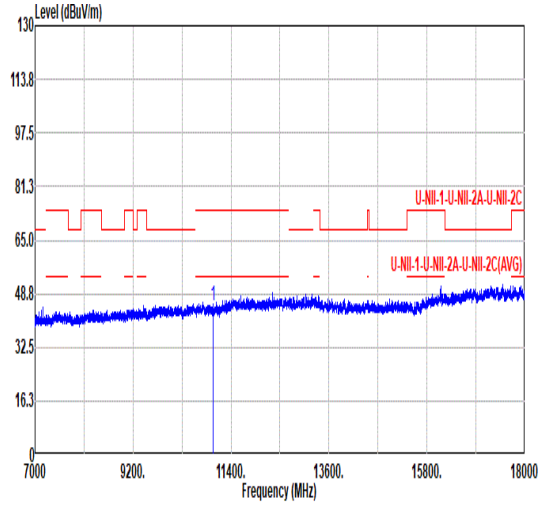 Freq Level Limit Line Margin Read Level Ant Factor Cable Loss Preamp Factor Aux Factor APos TPos Remark MHz dBuV/m dBuV/m dB dBuV dB/m dB dB dB cm deg 1 11000.00 44.95 74.00 -29.05 54.99 37.80 18.15 65.99 0.00 -- -- PEAK

Mode	17	
	Harmonic	
	U-NII-2C_5.47-5.725_802.11n HT20_CH116_5580MHz	
ANT	SISO	
Pol.	Horizontal	Vertical
Peak Avg	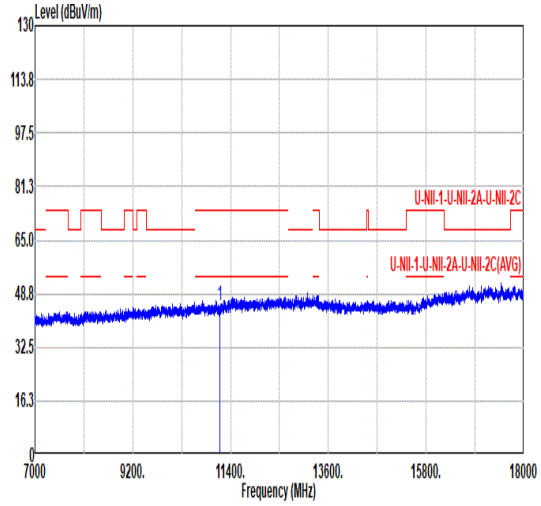 Freq Level Limit Line Margin Read Level Ant Factor Cable Loss Preamp Factor Aux Factor APos TPos Remark MHz dBuV/m dBuV/m dB dBuV dB/m dB dB dB cm deg 1 11160.00 45.07 74.00 -28.93 54.19 37.96 18.29 65.37 0.00 -- -- PEAK	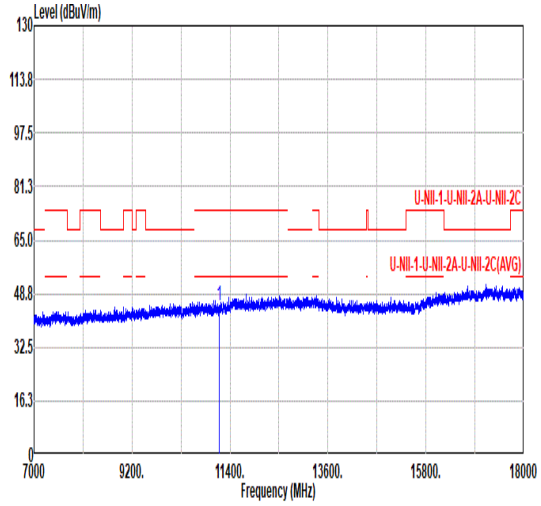 Freq Level Limit Line Margin Read Level Ant Factor Cable Loss Preamp Factor Aux Factor APos TPos Remark MHz dBuV/m dBuV/m dB dBuV dB/m dB dB dB cm deg 1 11160.00 44.97 74.00 -29.03 54.09 37.96 18.29 65.37 0.00 -- -- PEAK

Mode	18	
	Band Edge	
	U-NII-2C_5.47-5.725_802.11n HT20_CH140_5700MHz	
ANT	SISO	
Pol.	Horizontal	Fundamental
Peak	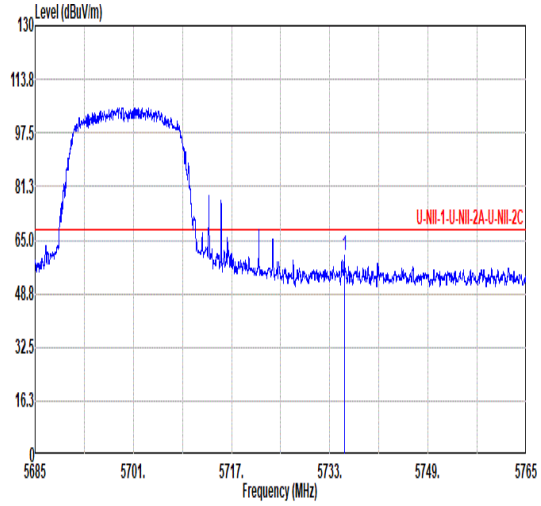 Freq Level Limit Line Margin Read Level Ant Factor Cable Loss Preamp Factor Aux Factor APos TPos Remark MHz dBuV/m dBuV/m dB dBuV dB/m dB dB dB cm deg 1 5735.36 60.42 68.20 -7.78 42.97 34.67 12.69 29.91 0.00 100 169 PEAK	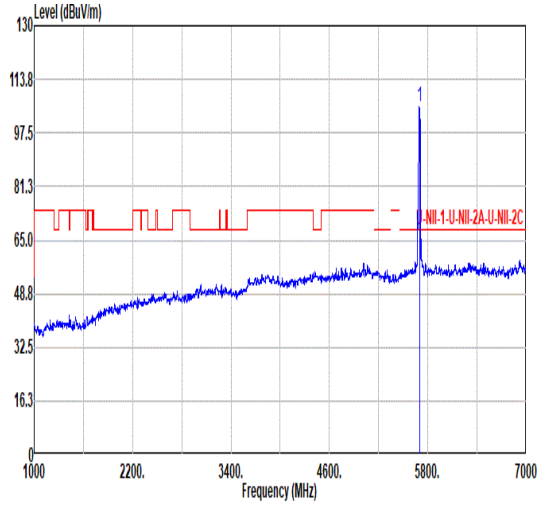 Freq Level Limit Line Margin Read Level Ant Factor Cable Loss Preamp Factor Aux Factor APos TPos Remark MHz dBuV/m dBuV/m dB dBuV dB/m dB dB dB cm deg 1 5700.00 105.40 ------ ------ 88.15 34.60 12.64 29.99 0.00 100 169 PEAK
Avg	Blank	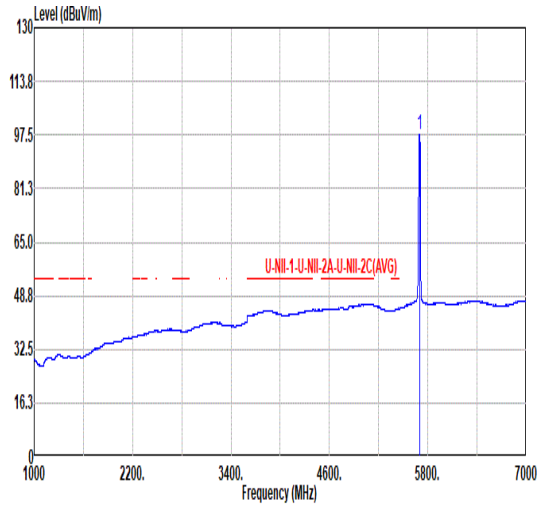 Freq Level Limit Line Margin Read Level Ant Factor Cable Loss Preamp Factor Aux Factor APos TPos Remark MHz dBuV/m dBuV/m dB dBuV dB/m dB dB dB cm deg 1 5700.00 97.40 ------ ------ 88.15 34.60 12.64 29.99 0.00 100 169 AVERAGE

Mode	18	
	Band Edge	
	U-NII-2C_5.47-5.725_802.11n HT20_CH140_5700MHz	
ANT	SISO	
Pol.	Vertical	Fundamental
Peak	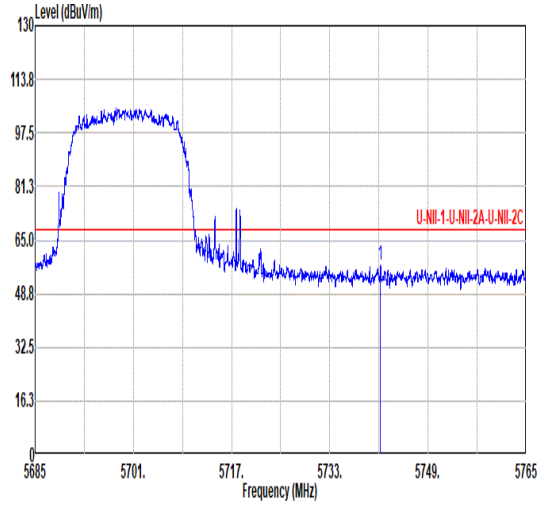 Freq Level Limit Line Margin Read Level Ant Factor Cable Loss Preamp Factor Aux Factor APos TPos Remark MHz dBuV/m dBuV/m dB dBuV dB/m dB dB dB cm deg 1 5741.28 57.19 68.20 -11.01 39.71 34.68 12.70 29.90 0.00 100 260 PEAK	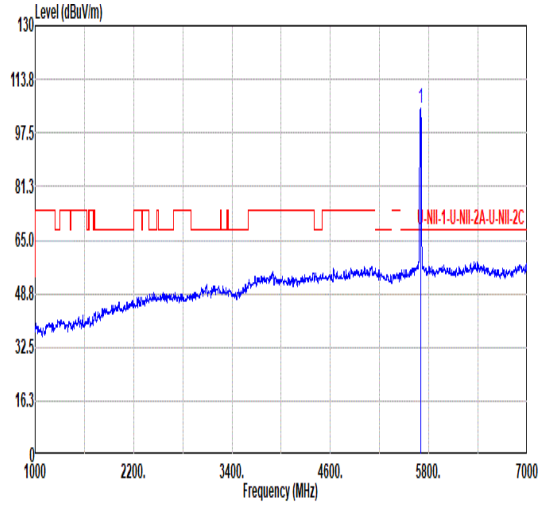 Freq Level Limit Line Margin Read Level Ant Factor Cable Loss Preamp Factor Aux Factor APos TPos Remark MHz dBuV/m dBuV/m dB dBuV dB/m dB dB dB cm deg 1 5700.00 105.09 ------ ------ 87.84 34.60 12.65 30.00 0.00 100 260 PEAK
Avg	Blank	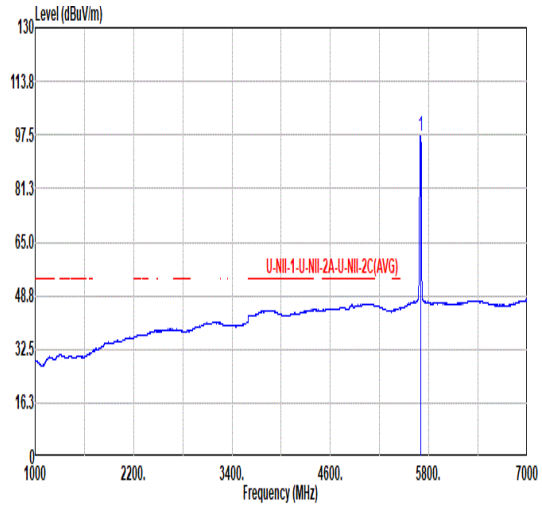 Freq Level Limit Line Margin Read Level Ant Factor Cable Loss Preamp Factor Aux Factor APos TPos Remark MHz dBuV/m dBuV/m dB dBuV dB/m dB dB dB cm deg 1 5700.00 97.27 ------ ------ 80.02 34.60 12.64 29.99 0.00 100 260 AVERAGE

Mode	18	
	Harmonic	
	U-NII-2C_5.47-5.725_802.11n HT20_CH140_5700MHz	
ANT	SISO	
Pol.	Horizontal	Vertical
Peak Avg	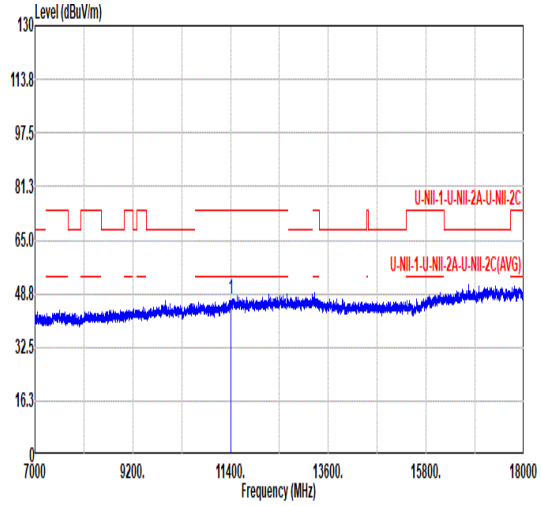 Freq Level Limit Line Margin Read Level Ant Factor Cable Loss Preamp Factor Aux Factor APos TPos Remark MHz dBuV/m dBuV/m dB dBuV dB/m dB dB dB cm deg 1 11400.00 46.90 74.00 -27.10 54.85 38.00 18.50 64.45 0.00 -- -- PEAK	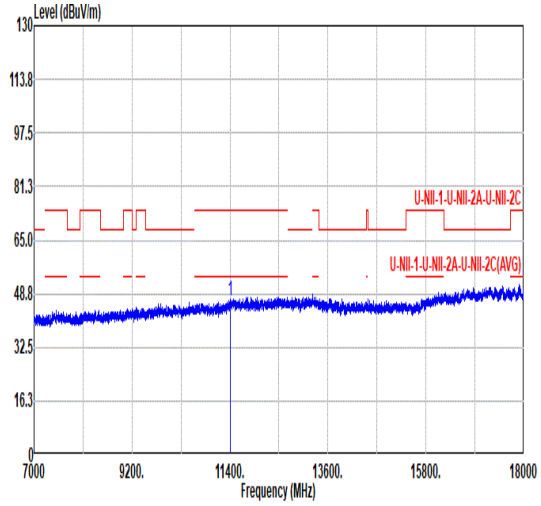 Freq Level Limit Line Margin Read Level Ant Factor Cable Loss Preamp Factor Aux Factor APos TPos Remark MHz dBuV/m dBuV/m dB dBuV dB/m dB dB dB cm deg 1 11400.00 46.80 74.00 -27.20 54.75 38.00 18.50 64.45 0.00 -- -- PEAK

Mode	19	
	Band Edge - L	
	U-NII-1_5.15-5.25_802.11n HT40_CH38_Full_5190MHz	
ANT	SISO	
Pol.	Horizontal	Fundamental
Peak	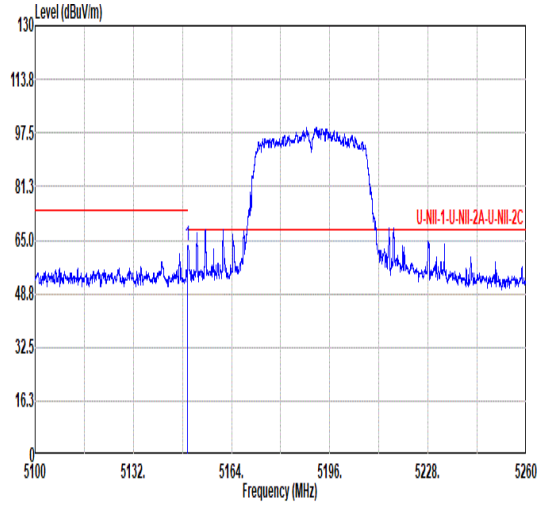 Freq Level Limit Line Margin Read Level Ant Factor Cable Loss Preamp Factor Aux Factor APos TPos Remark MHz dBuV/m dBuV/m dB dBuV dB/m dB dB dB cm deg 1 5149.69 63.17 74.00 -10.83 46.91 34.10 12.03 29.87 0.00 102 229 PEAK	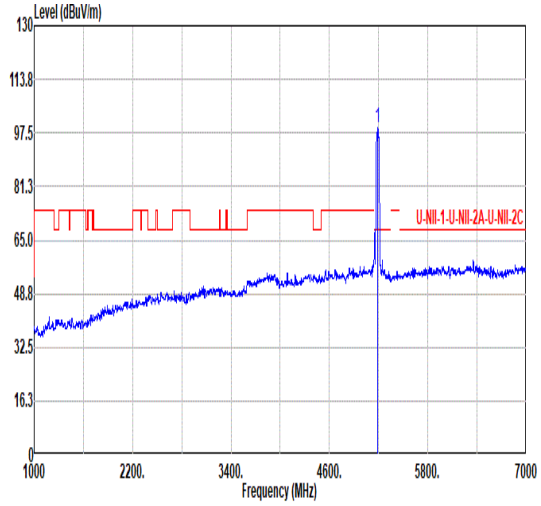 Freq Level Limit Line Margin Read Level Ant Factor Cable Loss Preamp Factor Aux Factor APos TPos Remark MHz dBuV/m dBuV/m dB dBuV dB/m dB dB dB cm deg 1 5190.00 99.05 ------ ------ 82.62 34.26 12.06 29.89 0.00 102 229 PEAK
Avg	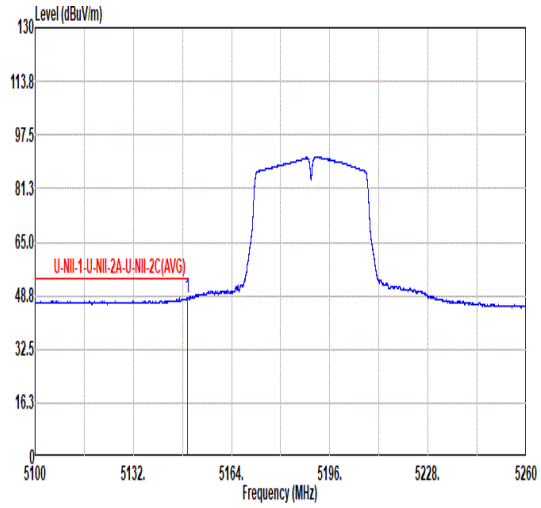 Freq Level Limit Line Margin Read Level Ant Factor Cable Loss Preamp Factor Aux Factor APos TPos Remark MHz dBuV/m dBuV/m dB dBuV dB/m dB dB dB cm deg 1 5149.53 48.17 54.00 -5.83 31.91 34.10 12.03 29.87 0.00 102 229 AVERAGE	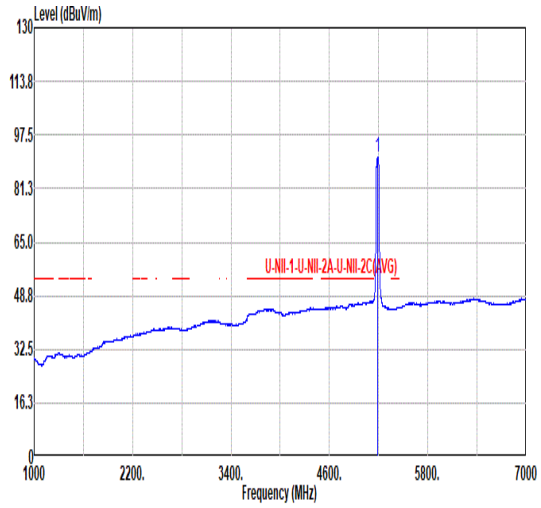 Freq Level Limit Line Margin Read Level Ant Factor Cable Loss Preamp Factor Aux Factor APos TPos Remark MHz dBuV/m dBuV/m dB dBuV dB/m dB dB dB cm deg 1 5190.00 90.77 ------ ------ 74.34 34.26 12.06 29.89 0.00 102 229 AVERAGE

Mode	19	
	Band Edge - R	
	U-NII-1_5.15-5.25_802.11n HT40_CH38_Full_5190MHz	
ANT	SISO	
Pol.	Horizontal	Fundamental
Peak	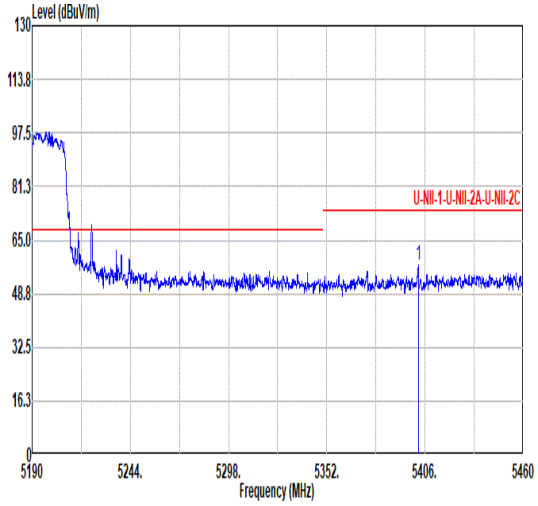 Freq Level Limit Line Margin Read Level Ant Factor Cable Loss Preamp Factor Aux Factor APos TPos Remark MHz dBuV/m dBuV/m dB dBuV dB/m dB dB dB cm deg 1 5402.36 57.50 74.00 -16.50 40.43 34.60 12.25 29.78 0.00 102 229 PEAK	Blank
Avg	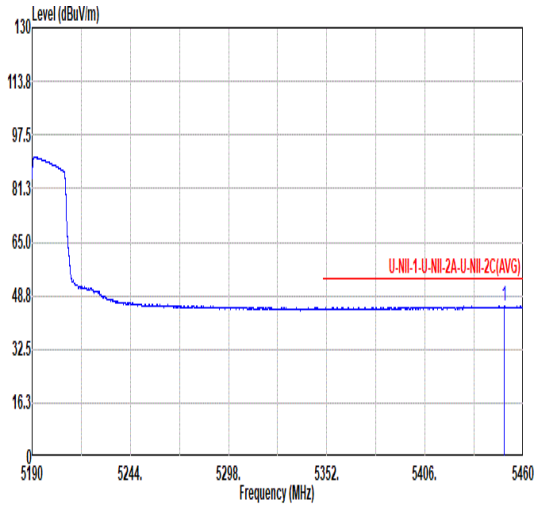 Freq Level Limit Line Margin Read Level Ant Factor Cable Loss Preamp Factor Aux Factor APos TPos Remark MHz dBuV/m dBuV/m dB dBuV dB/m dB dB dB cm deg 1 5449.61 45.68 54.00 -8.32 28.62 34.60 12.32 29.86 0.00 102 229 AVERAGE	Blank

Mode	19	
	Band Edge - L	
	U-NII-1_5.15-5.25_802.11n HT40_CH38_Full_5190MHz	
ANT	SISO	
Pol.	Vertical	Fundamental
Peak	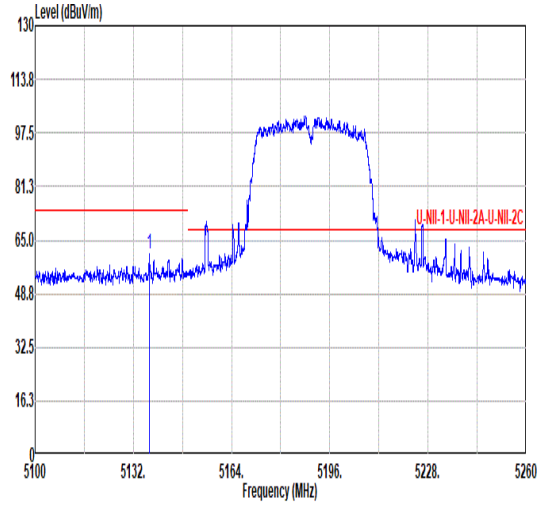 Freq Level Limit Line Margin Read Level Ant Factor Cable Loss Preamp Factor Aux Factor APos TPos Remark MHz dBuV/m dBuV/m dB dBuV dB/m dB dB dB cm deg 1 5137.21 60.95 74.00 -13.05 44.63 34.15 12.03 29.86 0.00 100 237 PEAK	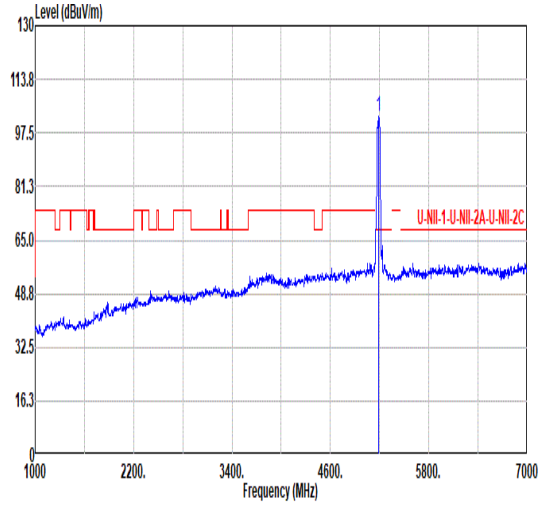 Freq Level Limit Line Margin Read Level Ant Factor Cable Loss Preamp Factor Aux Factor APos TPos Remark MHz dBuV/m dBuV/m dB dBuV dB/m dB dB dB cm deg 1 5190.00 102.42 ------ ------ 85.99 34.26 12.06 29.89 0.00 100 237 PEAK
Avg	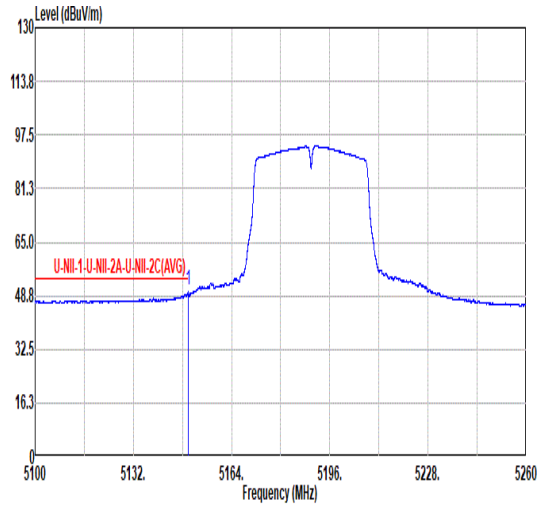 Freq Level Limit Line Margin Read Level Ant Factor Cable Loss Preamp Factor Aux Factor APos TPos Remark MHz dBuV/m dBuV/m dB dBuV dB/m dB dB dB cm deg 1 5149.83 50.31 54.00 -3.69 34.05 34.10 12.03 29.87 0.00 100 237 AVERAGE	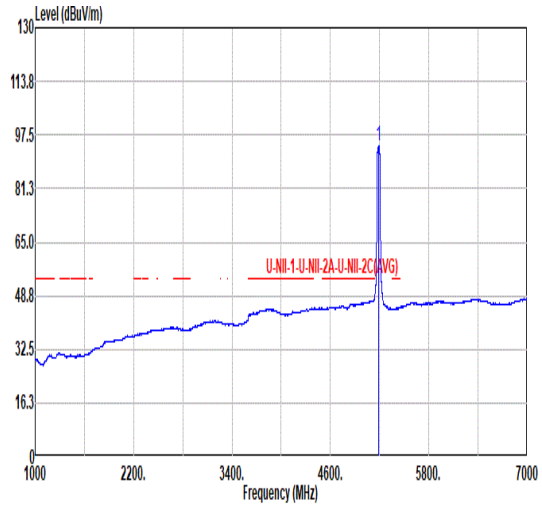 Freq Level Limit Line Margin Read Level Ant Factor Cable Loss Preamp Factor Aux Factor APos TPos Remark MHz dBuV/m dBuV/m dB dBuV dB/m dB dB dB cm deg 1 5190.00 94.27 ------ ------ 77.84 34.26 12.06 29.89 0.00 100 237 AVERAGE

Mode	19	
	Band Edge - R	
	U-NII-1_5.15-5.25_802.11n HT40_CH38_Full_5190MHz	
ANT	SISO	
Pol.	Vertical	Fundamental
Peak	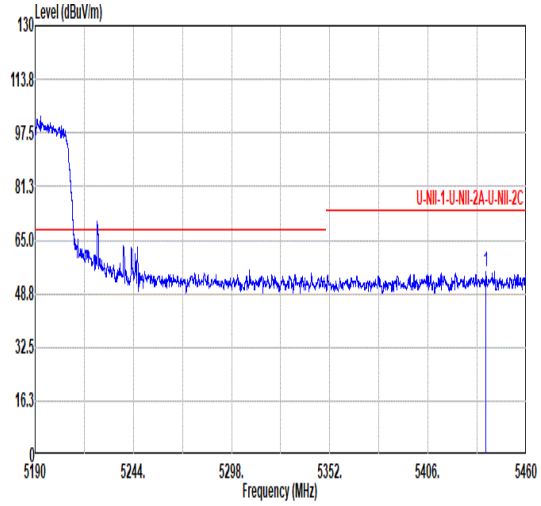 Freq Level Limit Line Margin Read Level Ant Factor Cable Loss Preamp Factor Aux Factor APos TPos Remark MHz dBuV/m dBuV/m dB dBuV dB/m dB dB dB cm deg 1 5437.73 55.49 74.00 -18.51 38.43 34.60 12.30 29.84 0.00 100 237 PEAK	Blank
Avg	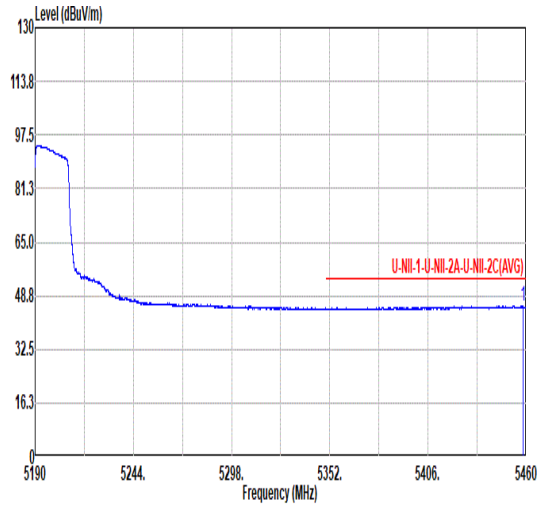 Freq Level Limit Line Margin Read Level Ant Factor Cable Loss Preamp Factor Aux Factor APos TPos Remark MHz dBuV/m dBuV/m dB dBuV dB/m dB dB dB cm deg 1 5458.25 45.74 54.00 -8.26 28.70 34.58 12.33 29.87 0.00 100 237 AVERAGE	Blank

Mode	19	
	Harmonic	
	U-NII-1_5.15-5.25_802.11n HT40_CH38_Full_5190MHz	
ANT	SISO	
Pol.	Horizontal	Vertical
Peak Avg	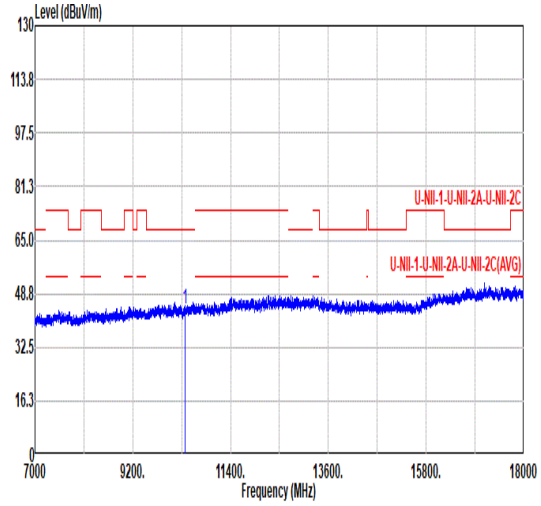 Freq Level Limit Line Margin Read Level Ant Factor Cable Loss Preamp Factor Aux Factor APos TPos Remark MHz dBuV/m dBuV/m dB dBuV dB/m dB dB dB cm deg 1 10380.00 44.27 68.20 -23.93 55.78 37.48 17.56 66.55 0.00 -- -- PEAK	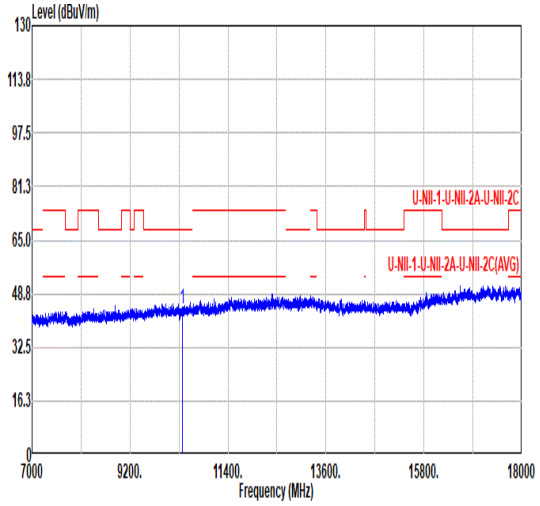 Freq Level Limit Line Margin Read Level Ant Factor Cable Loss Preamp Factor Aux Factor APos TPos Remark MHz dBuV/m dBuV/m dB dBuV dB/m dB dB dB cm deg 1 10380.00 44.37 68.20 -23.83 55.90 37.47 17.54 66.54 0.00 -- -- PEAK

Mode	20	
	Harmonic	
	U-NII-1_5.15-5.25_802.11n HT40_CH46_Full_5230MHz	
ANT	SISO	
Pol.	Horizontal	Vertical
Peak Avg	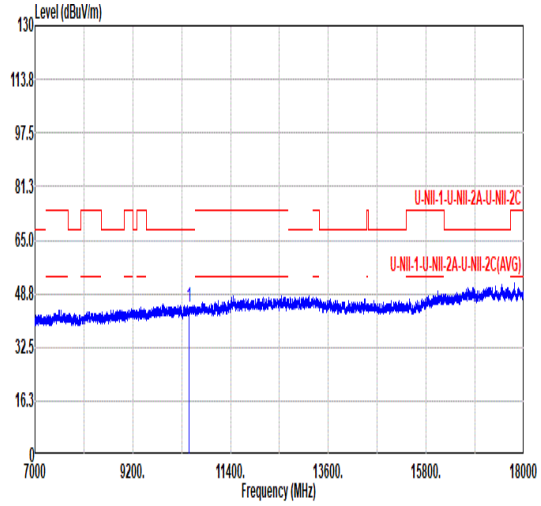 Freq Level Limit Line Margin Read Level Ant Factor Cable Loss Preamp Factor Aux Factor APos TPos Remark MHz dBuV/m dBuV/m dB dBuV dB/m dB dB dB cm deg 1 10460.00 44.66 68.20 -23.54 56.01 37.57 17.64 66.56 0.00 -- -- PEAK	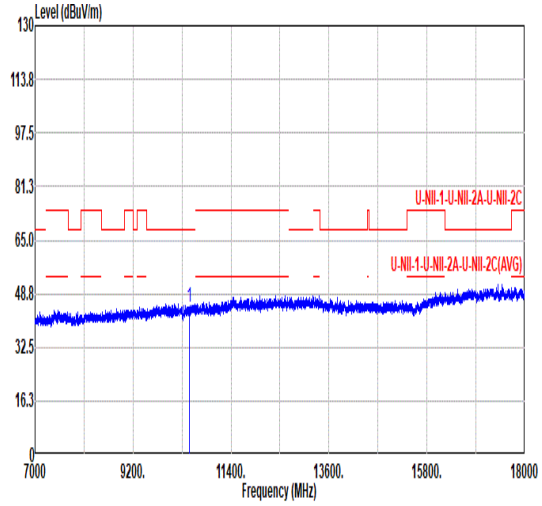 Freq Level Limit Line Margin Read Level Ant Factor Cable Loss Preamp Factor Aux Factor APos TPos Remark MHz dBuV/m dBuV/m dB dBuV dB/m dB dB dB cm deg 1 10460.00 44.59 68.20 -23.61 55.95 37.56 17.63 66.55 0.00 -- -- PEAK

Mode	21	
	Harmonic	
	U-NII-2A_5.25-5.35_802.11n HT40_CH54_Full_5270MHz	
ANT	SISO	
Pol.	Horizontal	Vertical
Peak Avg	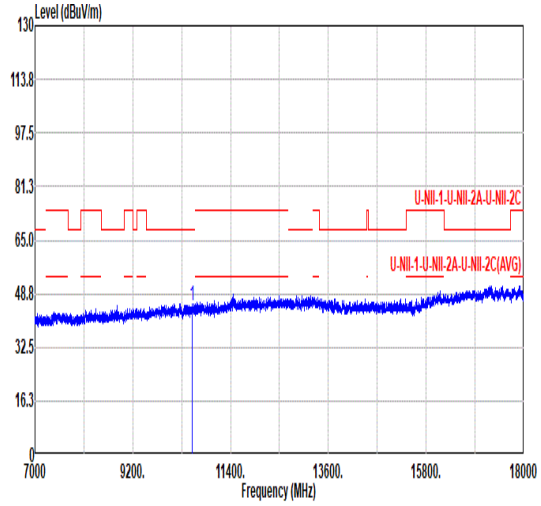 Freq Level Limit Line Margin Read Level Ant Factor Cable Loss Preamp Factor Aux Factor APos TPos Remark MHz dBuV/m dBuV/m dB dBuV dB/m dB dB dB cm deg 1 10540.00 45.16 68.20 -23.04 56.34 37.60 17.72 66.50 0.00 -- -- PEAK	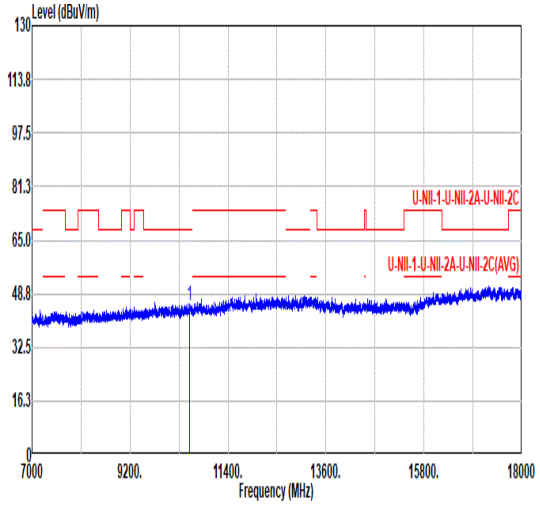 Freq Level Limit Line Margin Read Level Ant Factor Cable Loss Preamp Factor Aux Factor APos TPos Remark MHz dBuV/m dBuV/m dB dBuV dB/m dB dB dB cm deg 1 10540.00 45.27 68.20 -22.93 56.47 37.60 17.71 66.51 0.00 -- -- PEAK

Mode	22	
	Band Edge - L	
	U-NII-2A_5.25-5.35_802.11n HT40_CH62_Full_5310MHz	
ANT	SISO	
Pol.	Horizontal	Fundamental
Peak	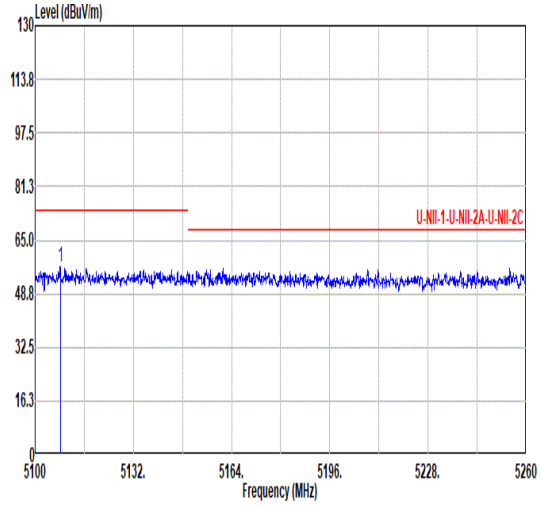 Freq Level Limit Line Margin Read Level Ant Factor Cable Loss Preamp Factor Aux Factor APos TPos Remark MHz dBuV/m dBuV/m dB dBuV dB/m dB dB dB cm deg 1 5108.19 56.87 74.00 -17.13 40.44 34.27 12.01 29.85 0.00 100 232 PEAK	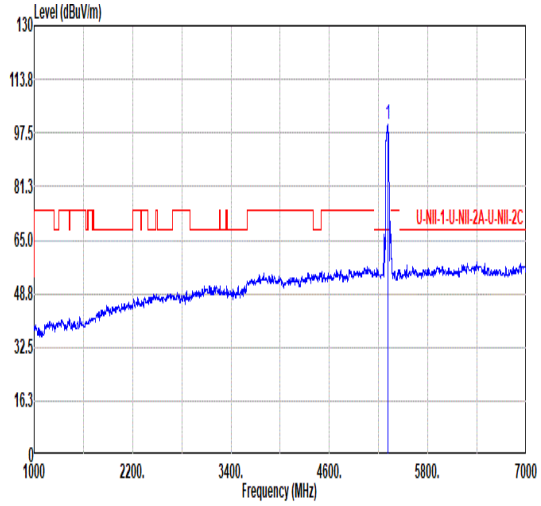 Freq Level Limit Line Margin Read Level Ant Factor Cable Loss Preamp Factor Aux Factor APos TPos Remark MHz dBuV/m dBuV/m dB dBuV dB/m dB dB dB cm deg 1 5310.00 99.89 ------ ------ 83.22 34.40 12.17 29.90 0.00 100 232 PEAK
Avg	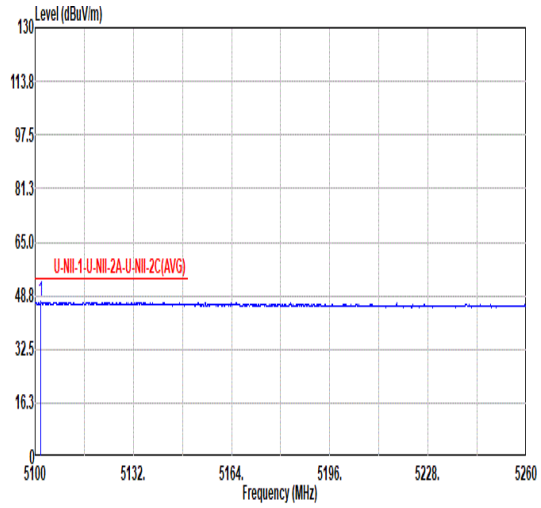 Freq Level Limit Line Margin Read Level Ant Factor Cable Loss Preamp Factor Aux Factor APos TPos Remark MHz dBuV/m dBuV/m dB dBuV dB/m dB dB dB cm deg 1 5101.85 47.03 54.00 -6.97 30.59 34.29 12.00 29.85 0.00 100 232 AVERAGE	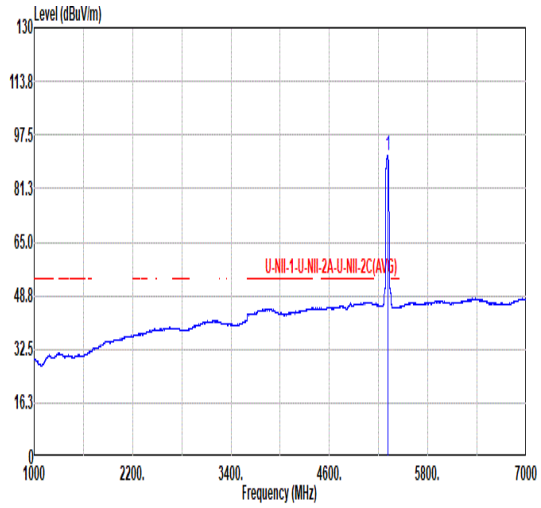 Freq Level Limit Line Margin Read Level Ant Factor Cable Loss Preamp Factor Aux Factor APos TPos Remark MHz dBuV/m dBuV/m dB dBuV dB/m dB dB dB cm deg 1 5310.00 91.45 ------ ------ 74.78 34.40 12.17 29.90 0.00 100 232 AVERAGE

Mode	22	
	Band Edge - R	
	U-NII-2A_5.25-5.35_802.11n HT40_CH62_Full_5310MHz	
ANT	SISO	
Pol.	Horizontal	Fundamental
Peak	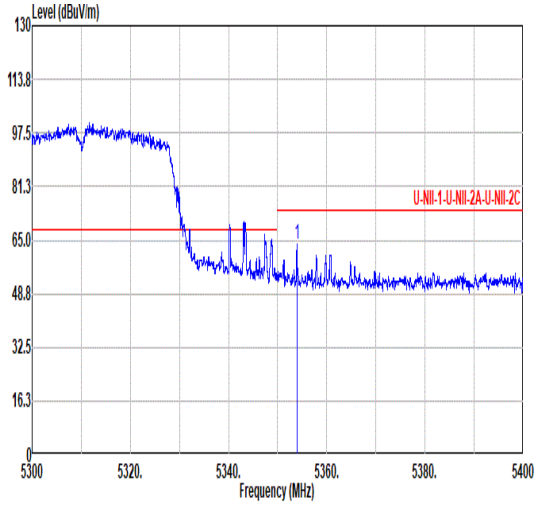 Freq Level Limit Line Margin Read Level Ant Factor Cable Loss Preamp Factor Aux Factor APos TPos Remark MHz dBuV/m dBuV/m dB dBuV dB/m dB dB dB cm deg 1 5353.95 63.62 74.00 -10.38 46.83 34.42 12.21 29.84 0.00 100 232 PEAK	Blank
Avg	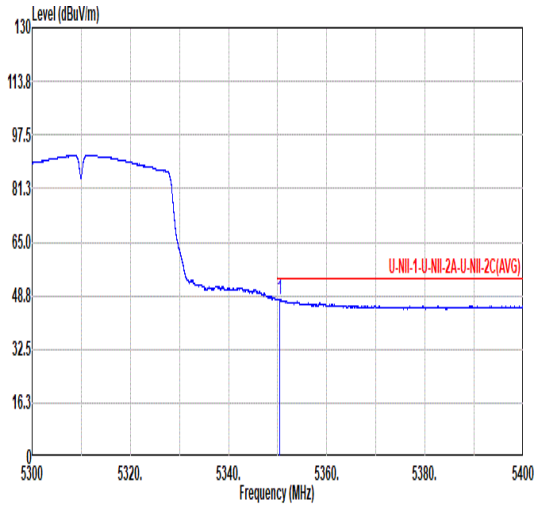 Freq Level Limit Line Margin Read Level Ant Factor Cable Loss Preamp Factor Aux Factor APos TPos Remark MHz dBuV/m dBuV/m dB dBuV dB/m dB dB dB cm deg 1 5350.35 47.61 54.00 -6.39 30.84 34.40 12.21 29.84 0.00 100 232 AVERAGE	Blank

Mode	22	
	Band Edge - L	
	U-NII-2A_5.25-5.35_802.11n HT40_CH62_Full_5310MHz	
ANT	SISO	
Pol.	Vertical	Fundamental
Peak	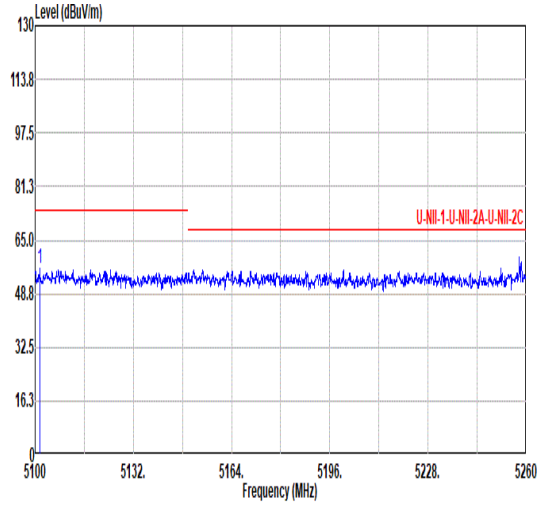 Freq Level Limit Line Margin Read Level Ant Factor Cable Loss Preamp Factor Aux Factor APos TPos Remark MHz dBuV/m dBuV/m dB dBuV dB/m dB dB dB cm deg 1 5101.53 56.55 74.00 -17.45 40.11 34.29 12.00 29.85 0.00 100 151 PEAK	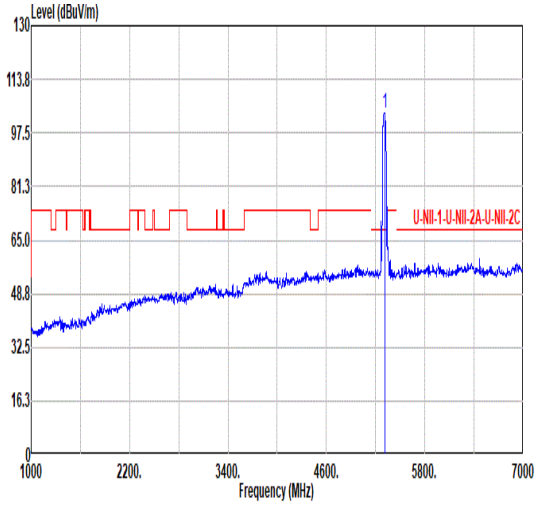 Freq Level Limit Line Margin Read Level Ant Factor Cable Loss Preamp Factor Aux Factor APos TPos Remark MHz dBuV/m dBuV/m dB dBuV dB/m dB dB dB cm deg 1 5310.00 103.67 ------ ------ 87.00 34.40 12.17 29.90 0.00 100 151 PEAK
Avg	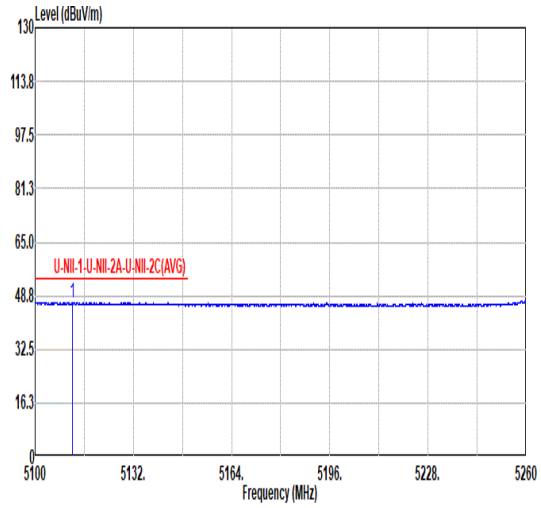 Freq Level Limit Line Margin Read Level Ant Factor Cable Loss Preamp Factor Aux Factor APos TPos Remark MHz dBuV/m dBuV/m dB dBuV dB/m dB dB dB cm deg 1 5112.09 46.79 54.00 -7.21 30.38 34.25 12.01 29.85 0.00 100 151 AVERAGE	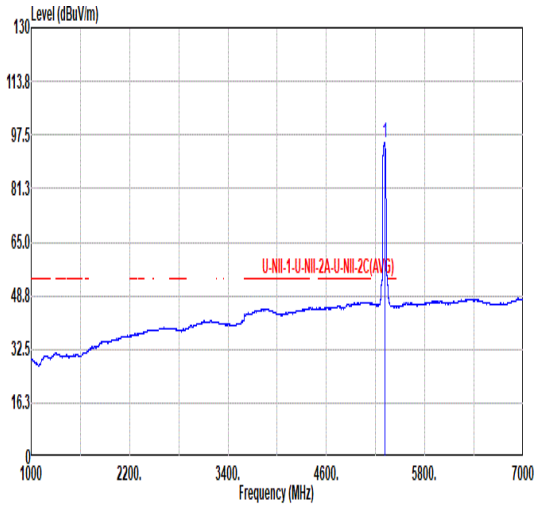 Freq Level Limit Line Margin Read Level Ant Factor Cable Loss Preamp Factor Aux Factor APos TPos Remark MHz dBuV/m dBuV/m dB dBuV dB/m dB dB dB cm deg 1 5310.00 95.07 ------ ------ 78.41 34.40 12.16 29.90 0.00 100 151 AVERAGE

Mode	22	
	Band Edge - R	
	U-NII-2A_5.25-5.35_802.11n HT40_CH62_Full_5310MHz	
ANT	SISO	
Pol.	Vertical	Fundamental
Peak	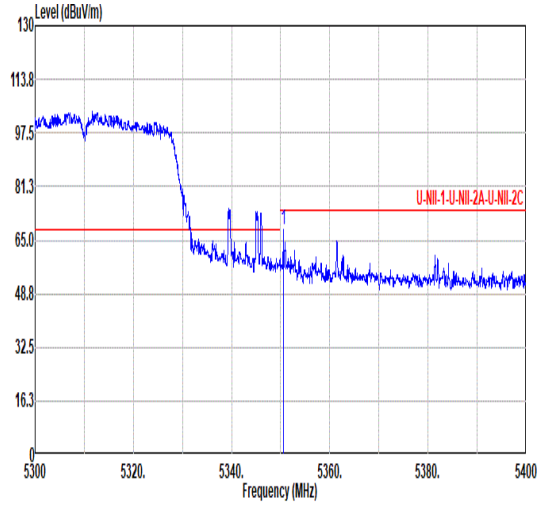 Freq Level Limit Line Margin Read Level Ant Factor Cable Loss Preamp Factor Aux Factor APos TPos Remark MHz dBuV/m dBuV/m dB dBuV dB/m dB dB dB cm deg 1 5350.55 68.16 74.00 -5.84 51.39 34.40 12.21 29.84 0.00 100 151 PEAK	Blank
Avg	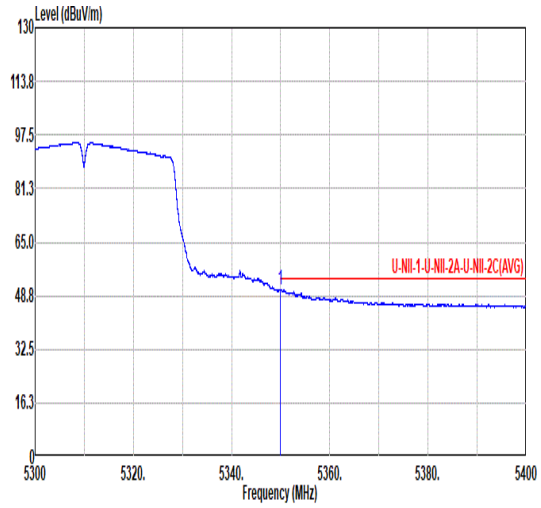 Freq Level Limit Line Margin Read Level Ant Factor Cable Loss Preamp Factor Aux Factor APos TPos Remark MHz dBuV/m dBuV/m dB dBuV dB/m dB dB dB cm deg 1 5350.00 50.69 54.00 -3.31 33.93 34.40 12.20 29.84 0.00 100 151 AVERAGE	Blank

Mode	22	
	Harmonic	
	U-NII-2A_5.25-5.35_802.11n HT40_CH62_Full_5310MHz	
ANT	SISO	
Pol.	Horizontal	Vertical
Peak Avg	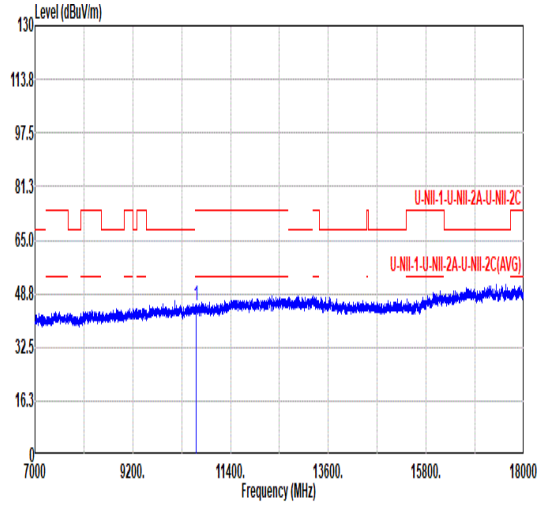 Freq Level Limit Line Margin Read Level Ant Factor Cable Loss Preamp Factor Aux Factor APos TPos Remark MHz dBuV/m dBuV/m dB dBuV dB/m dB dB dB cm deg 1 10620.00 45.37 74.00 -28.63 56.38 37.62 17.79 66.42 0.00 -- -- PEAK	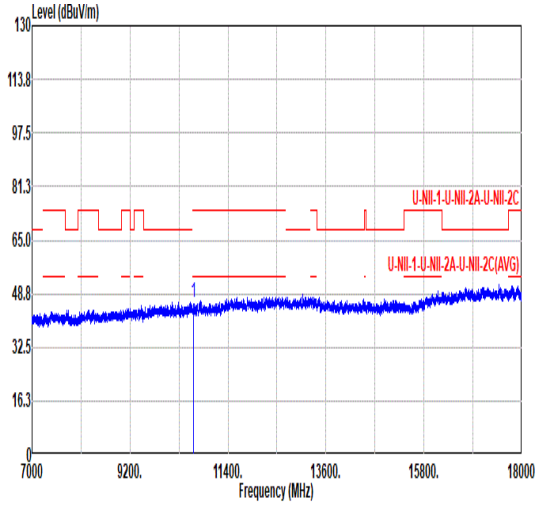 Freq Level Limit Line Margin Read Level Ant Factor Cable Loss Preamp Factor Aux Factor APos TPos Remark MHz dBuV/m dBuV/m dB dBuV dB/m dB dB dB cm deg 1 10620.00 46.29 74.00 -27.71 57.30 37.62 17.79 66.42 0.00 -- -- PEAK

Mode	23	
	Band Edge - L	
	U-NII-2C_5.47-5.725_802.11n HT40_CH102_Full_5510MHz	
ANT	SISO	
Pol.	Horizontal	Fundamental
Peak	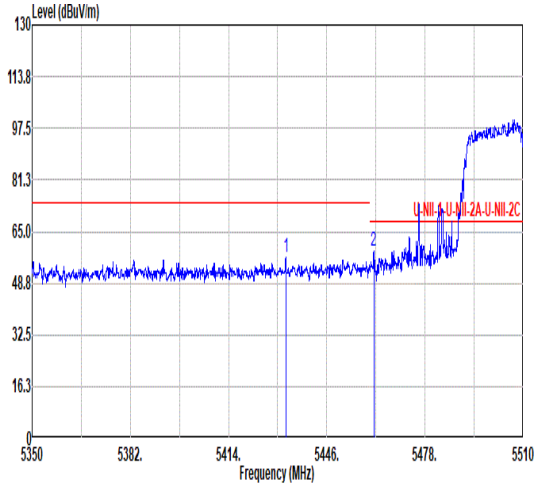 Freq Level Limit Line Margin Read Level Ant Factor Cable Loss Preamp Factor Aux Factor APos TPos Remark MHz dBuV/m dBuV/m dB dBuV dB/m dB dB dB cm deg 1 5432.65 57.12 74.00 -16.88 40.06 34.60 12.29 29.83 0.00 100 46 PEAK 2 5461.29 58.97 68.20 -9.23 41.94 34.58 12.33 29.88 0.00 100 46 PEAK	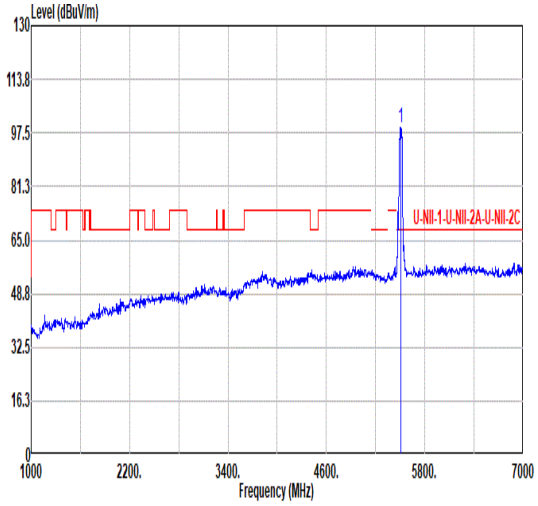 Freq Level Limit Line Margin Read Level Ant Factor Cable Loss Preamp Factor Aux Factor APos TPos Remark MHz dBuV/m dBuV/m dB dBuV dB/m dB dB dB cm deg 1 5510.00 99.17 ------ ------ 82.21 34.50 12.39 29.93 0.00 100 46 PEAK
Avg	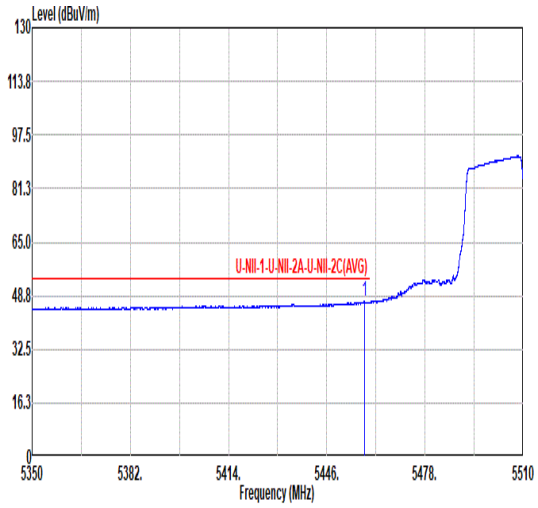 Freq Level Limit Line Margin Read Level Ant Factor Cable Loss Preamp Factor Aux Factor APos TPos Remark MHz dBuV/m dBuV/m dB dBuV dB/m dB dB dB cm deg 1 5458.25 47.05 54.00 -6.95 30.01 34.58 12.33 29.87 0.00 100 46 AVERAGE	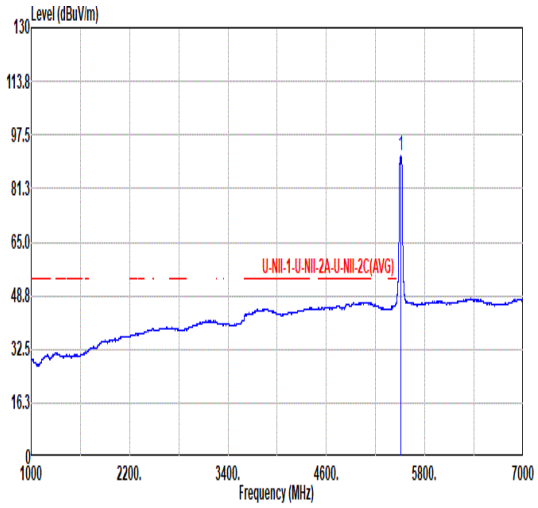 Freq Level Limit Line Margin Read Level Ant Factor Cable Loss Preamp Factor Aux Factor APos TPos Remark MHz dBuV/m dBuV/m dB dBuV dB/m dB dB dB cm deg 1 5510.00 91.16 ------ ------ 74.20 34.50 12.39 29.93 0.00 100 46 AVERAGE

Mode	23	
	Band Edge - R	
	U-NII-2C_5.47-5.725_802.11n HT40_CH102_Full_5510MHz	
ANT	SISO	
Pol.	Horizontal	Fundamental
Peak	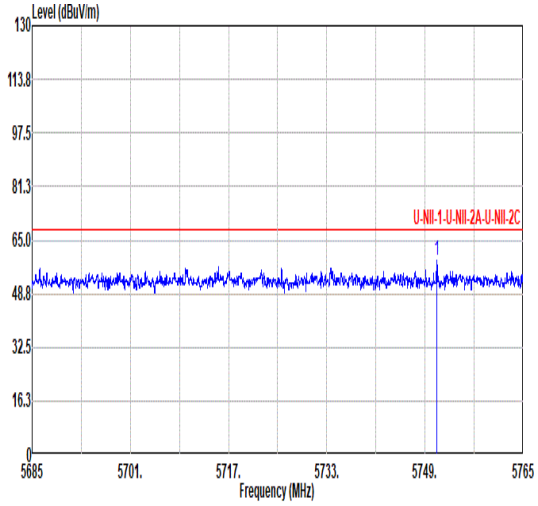	Blank

	Freq	Level	Limit Line	Margin	Read Level	Ant Factor	Cable Loss	Preamp Factor	Aux Factor	APos	TPos	Remark
	MHz	dBuV/m	dBuV/m	dB	dBuV	dB/m	dB	dB	dB	cm	deg	
1	5750.96	58.71	68.20	-9.49	41.17	34.70	12.71	29.87	0.00	100	46	PEAK

Mode	23	
	Band Edge - L	
	U-NII-2C_5.47-5.725_802.11n HT40_CH102_Full_5510MHz	
ANT	SISO	
Pol.	Vertical	Fundamental
Peak	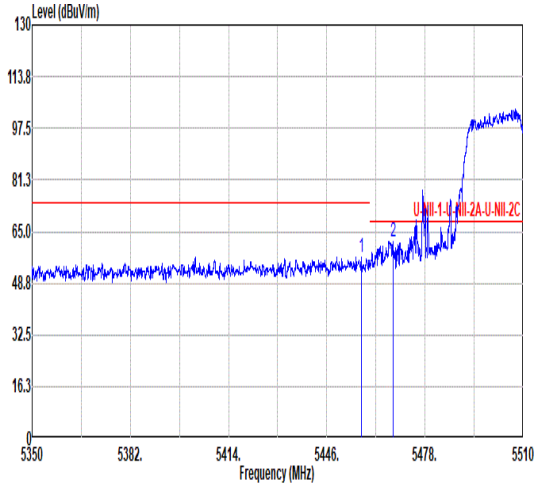 Freq Level Limit Line Margin Read Level Ant Factor Cable Loss Preamp Factor Aux Factor APos TPos Remark MHz dBuV/m dBuV/m dB dBuV dB/m dB dB dB cm deg 1 5457.29 57.12 74.00 -16.88 40.07 34.59 12.33 29.87 0.00 102 118 PEAK 2 5467.53 62.03 68.20 -6.17 45.02 34.56 12.34 29.89 0.00 102 118 PEAK	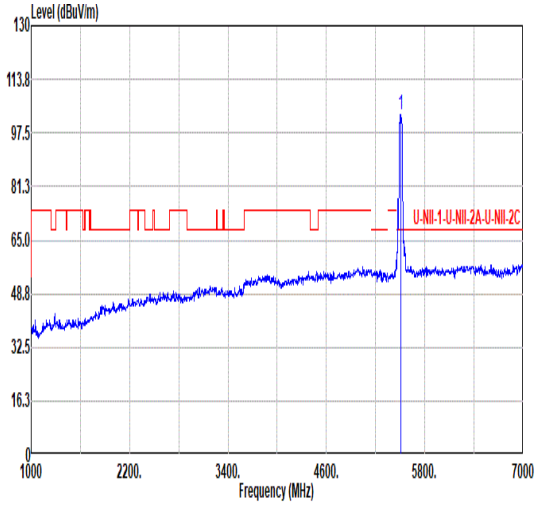 Freq Level Limit Line Margin Read Level Ant Factor Cable Loss Preamp Factor Aux Factor APos TPos Remark MHz dBuV/m dBuV/m dB dBuV dB/m dB dB dB cm deg 1 5510.00 102.99 ------ ------ 86.03 34.50 12.39 29.93 0.00 102 118 PEAK
Avg	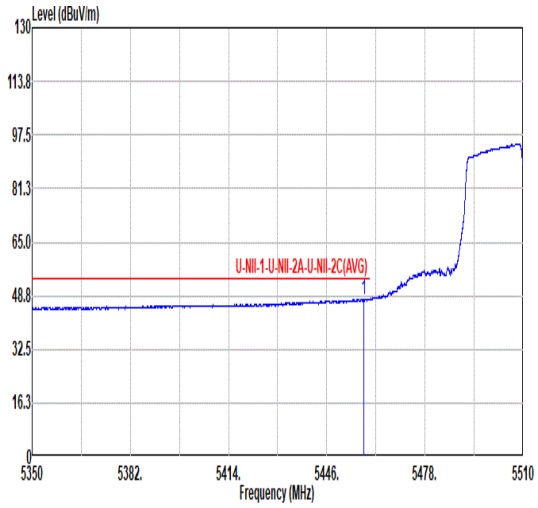 Freq Level Limit Line Margin Read Level Ant Factor Cable Loss Preamp Factor Aux Factor APos TPos Remark MHz dBuV/m dBuV/m dB dBuV dB/m dB dB dB cm deg 1 5458.09 47.81 54.00 -6.19 30.77 34.58 12.33 29.87 0.00 102 118 AVERAGE	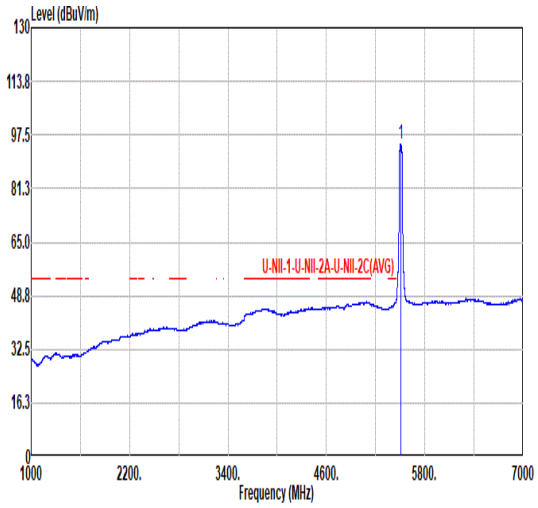 Freq Level Limit Line Margin Read Level Ant Factor Cable Loss Preamp Factor Aux Factor APos TPos Remark MHz dBuV/m dBuV/m dB dBuV dB/m dB dB dB cm deg 1 5510.00 94.70 ------ ------ 77.74 34.50 12.39 29.93 0.00 102 118 AVERAGE

Mode	23	
	Band Edge - R	
	U-NII-2C_5.47-5.725_802.11n HT40_CH102_Full_5510MHz	
ANT	SISO	
Pol.	Vertical	Fundamental
Peak	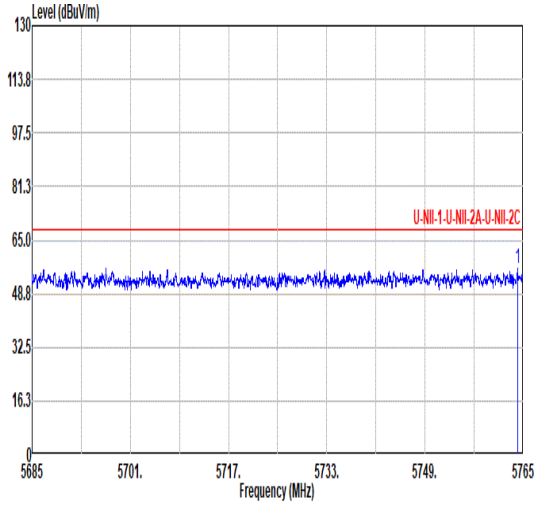 Freq Level Limit Line Margin Read Level Ant Factor Cable Loss Preamp Factor Aux Factor APos TPos Remark MHz dBuV/m dBuV/m dB dBuV dB/m dB dB dB cm deg 1 5764.08 56.54 68.20 -11.66 38.92 34.73 12.73 29.84 0.00 102 118 PEAK	Blank

Mode	23	
	Harmonic	
	U-NII-2C_5.47-5.725_802.11n HT40_CH102_Full_5510MHz	
ANT	SISO	
Pol.	Horizontal	Vertical
Peak Avg	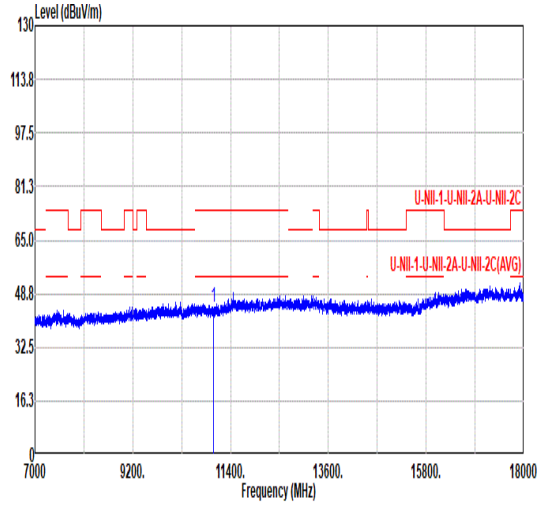 Freq Level Limit Line Margin Read Level Ant Factor Cable Loss Preamp Factor Aux Factor APos TPos Remark MHz dBuV/m dBuV/m dB dBuV dB/m dB dB dB cm deg 1 11020.00 44.68 74.00 -29.32 54.60 37.82 18.17 65.91 0.00 -- -- PEAK	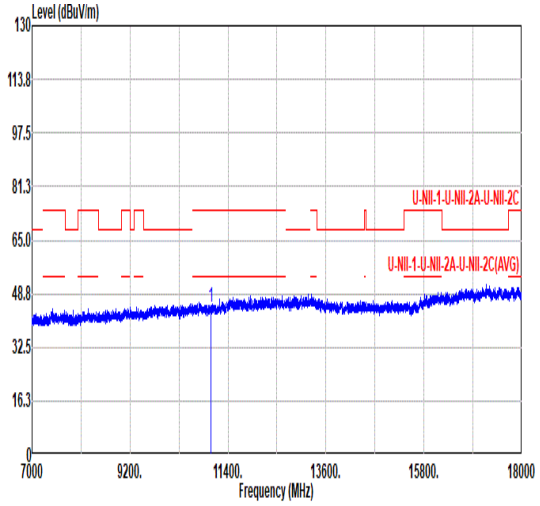 Freq Level Limit Line Margin Read Level Ant Factor Cable Loss Preamp Factor Aux Factor APos TPos Remark MHz dBuV/m dBuV/m dB dBuV dB/m dB dB dB cm deg 1 11020.00 44.52 74.00 -29.48 54.44 37.82 18.17 65.91 0.00 -- -- PEAK

Mode	24	
	Harmonic	
	U-NII-2C_5.47-5.725_802.11n HT40_CH110_Full_5550MHz	
ANT	SISO	
Pol.	Horizontal	Vertical
Peak Avg	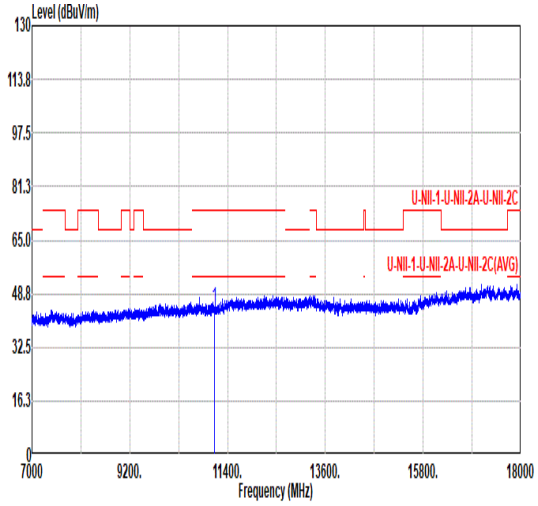 Freq Level Limit Line Margin Read Level Ant Factor Cable Loss Preamp Factor Aux Factor APos TPos Remark MHz dBuV/m dBuV/m dB dBuV dB/m dB dB dB cm deg 1 11100.00 44.74 74.00 -29.26 54.20 37.90 18.24 65.60 0.00 -- -- PEAK	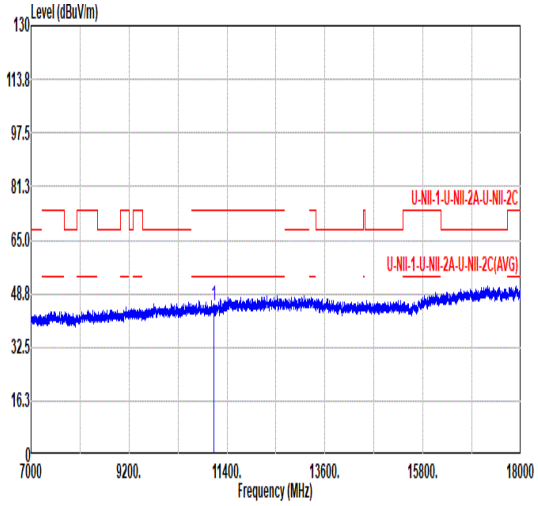 Freq Level Limit Line Margin Read Level Ant Factor Cable Loss Preamp Factor Aux Factor APos TPos Remark MHz dBuV/m dBuV/m dB dBuV dB/m dB dB dB cm deg 1 11100.00 45.13 74.00 -28.87 54.59 37.90 18.24 65.60 0.00 -- -- PEAK

Mode	25	
	Band Edge - L	
	U-NII-2C_5.47-5.725_802.11n HT40_CH134_Full_5670MHz	
ANT	SISO	
Pol.	Horizontal	Fundamental
Peak	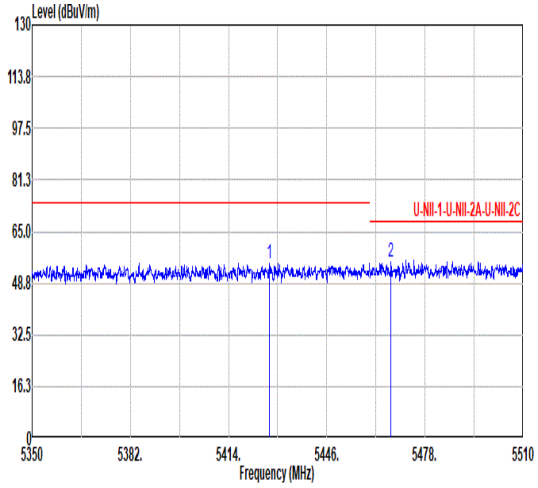 Freq Level Limit Line Margin Read Level Ant Factor Cable Loss Preamp Factor Aux Factor APos TPos Remark MHz dBuV/m dBuV/m dB dBuV dB/m dB dB dB cm deg 1 5427.37 55.12 74.00 -18.88 38.05 34.60 12.29 29.82 0.00 120 203 PEAK 2 5466.89 55.66 68.20 -12.54 38.64 34.57 12.34 29.89 0.00 120 203 PEAK	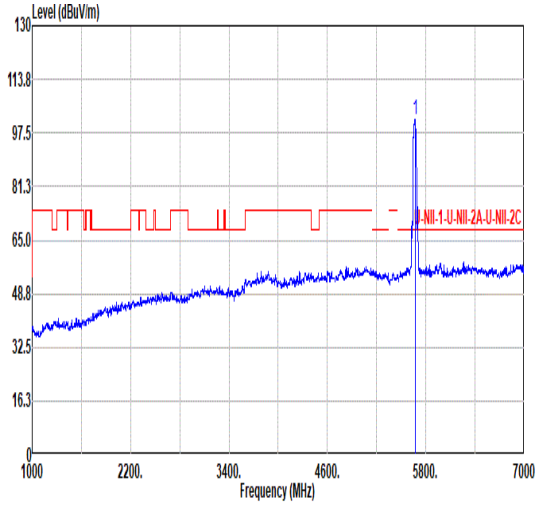 Freq Level Limit Line Margin Read Level Ant Factor Cable Loss Preamp Factor Aux Factor APos TPos Remark MHz dBuV/m dBuV/m dB dBuV dB/m dB dB dB cm deg 1 5670.00 101.77 ------ ------ 84.48 34.60 12.60 29.91 0.00 120 203 PEAK
Avg	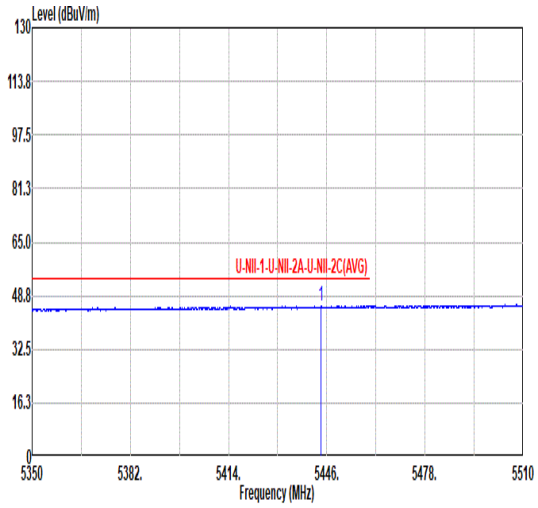 Freq Level Limit Line Margin Read Level Ant Factor Cable Loss Preamp Factor Aux Factor APos TPos Remark MHz dBuV/m dBuV/m dB dBuV dB/m dB dB dB cm deg 1 5444.17 45.71 54.00 -8.29 28.65 34.60 12.31 29.85 0.00 120 203 AVERAGE	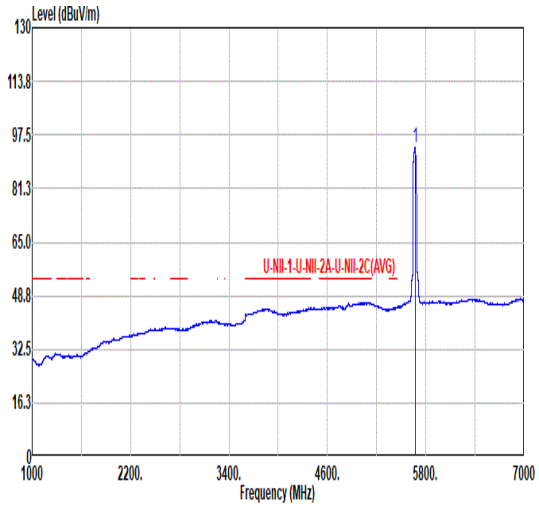 Freq Level Limit Line Margin Read Level Ant Factor Cable Loss Preamp Factor Aux Factor APos TPos Remark MHz dBuV/m dBuV/m dB dBuV dB/m dB dB dB cm deg 1 5670.00 93.69 ------ ------ 76.40 34.60 12.60 29.91 0.00 120 203 AVERAGE

Mode	25	
	Band Edge - R	
	U-NII-2C_5.47-5.725_802.11n HT40_CH134_Full_5670MHz	
ANT	SISO	
Pol.	Horizontal	Fundamental
Peak	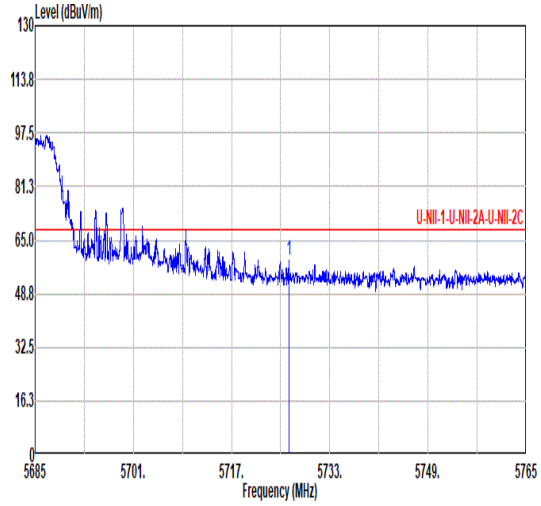 Freq Level Limit Line Margin Read Level Ant Factor Cable Loss Preamp Factor Aux Factor APos TPos Remark MHz dBuV/m dBuV/m dB dBuV dB/m dB dB dB cm deg 1 5726.32 59.09 68.20 -9.11 41.69 34.65 12.68 29.93 0.00 120 203 PEAK	Blank

Mode	25	
	Band Edge - L	
	U-NII-2C_5.47-5.725_802.11n HT40_CH134_Full_5670MHz	
ANT	SISO	
Pol.	Vertical	Fundamental
Peak	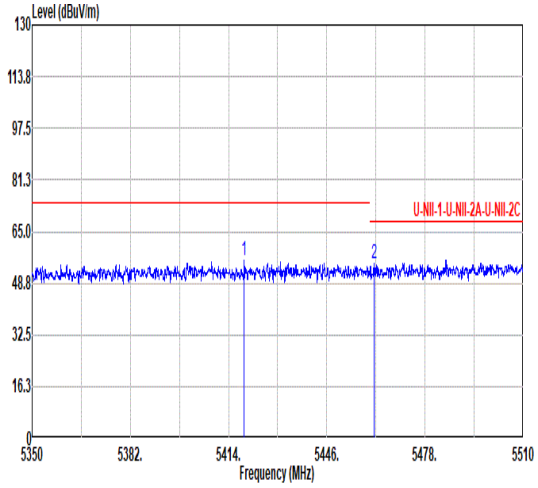 Freq Level Limit Line Margin Read Level Ant Factor Cable Loss Preamp Factor Aux Factor APos TPos Remark MHz dBuV/m dBuV/m dB dBuV dB/m dB dB dB cm deg 1 5419.05 55.72 74.00 -18.28 38.65 34.60 12.28 29.81 0.00 100 91 PEAK 2 5461.45 55.18 68.20 -13.02 38.15 34.58 12.33 29.88 0.00 100 91 PEAK	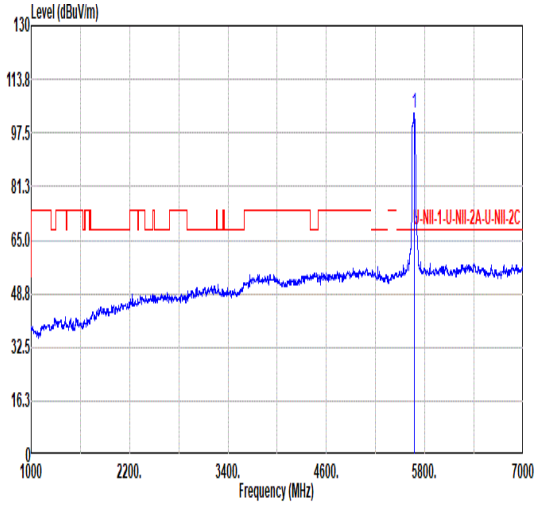 Freq Level Limit Line Margin Read Level Ant Factor Cable Loss Preamp Factor Aux Factor APos TPos Remark MHz dBuV/m dBuV/m dB dBuV dB/m dB dB dB cm deg 1 5670.00 103.70 ------ ------ 86.41 34.60 12.60 29.91 0.00 100 91 PEAK
Avg	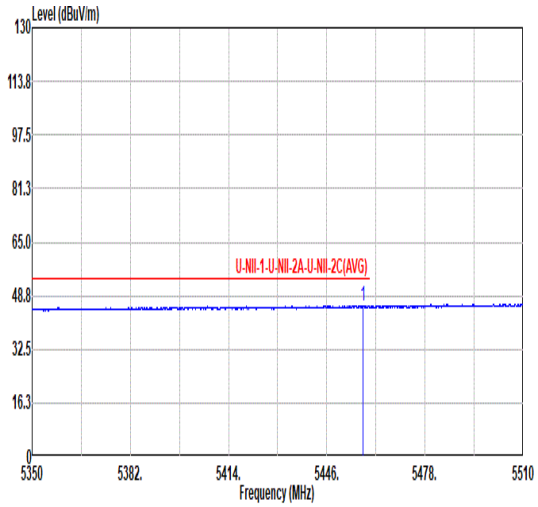 Freq Level Limit Line Margin Read Level Ant Factor Cable Loss Preamp Factor Aux Factor APos TPos Remark MHz dBuV/m dBuV/m dB dBuV dB/m dB dB dB cm deg 1 5457.77 45.83 54.00 -8.17 28.79 34.58 12.33 29.87 0.00 100 91 AVERAGE	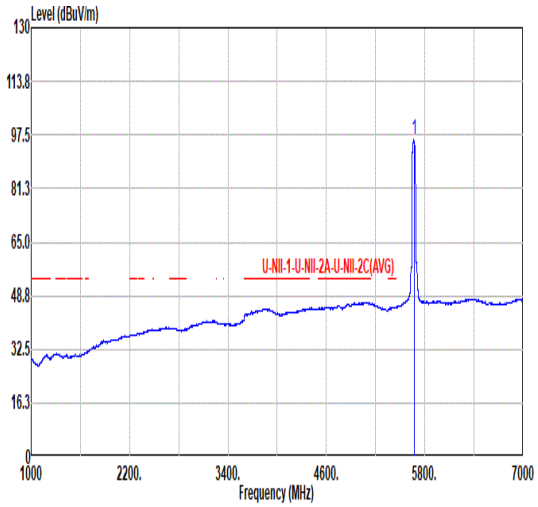 Freq Level Limit Line Margin Read Level Ant Factor Cable Loss Preamp Factor Aux Factor APos TPos Remark MHz dBuV/m dBuV/m dB dBuV dB/m dB dB dB cm deg 1 5670.00 95.93 ------ ------ 78.64 34.60 12.60 29.91 0.00 100 91 AVERAGE

Mode	25	
	Band Edge - R	
	U-NII-2C_5.47-5.725_802.11n HT40_CH134_Full_5670MHz	
ANT	SISO	
Pol.	Vertical	Fundamental
Peak	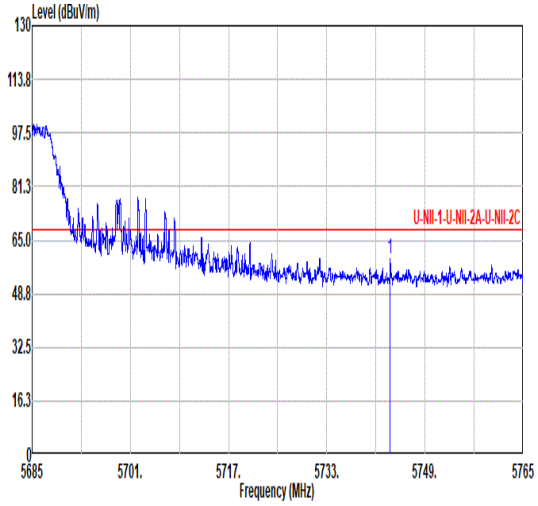 Freq Level Limit Line Margin Read Level Ant Factor Cable Loss Preamp Factor Aux Factor APos TPos Remark MHz dBuV/m dBuV/m dB dBuV dB/m dB dB dB cm deg 1 5743.28 59.44 68.20 -8.76 41.94 34.69 12.70 29.89 0.00 100 91 PEAK	Blank

Mode	25	
	Harmonic	
	U-NII-2C_5.47-5.725_802.11n HT40_CH134_Full_5670MHz	
ANT	SISO	
Pol.	Horizontal	Vertical
Peak Avg	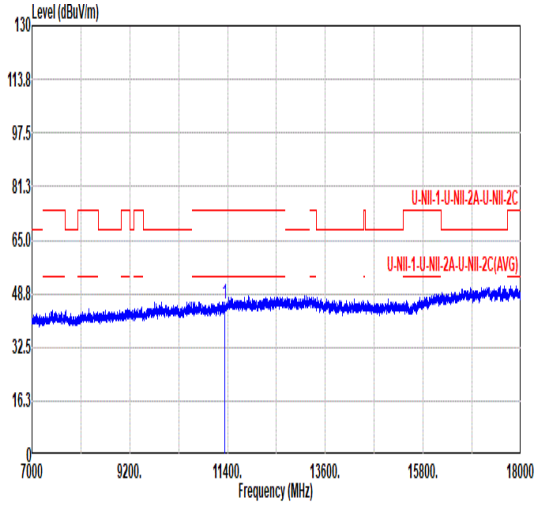 Freq Level Limit Line Margin Read Level Ant Factor Cable Loss Preamp Factor Aux Factor APos TPos Remark MHz dBuV/m dBuV/m dB dBuV dB/m dB dB dB cm deg 1 11340.00 45.78 74.00 -28.22 54.07 37.94 18.45 64.68 0.00 -- -- PEAK	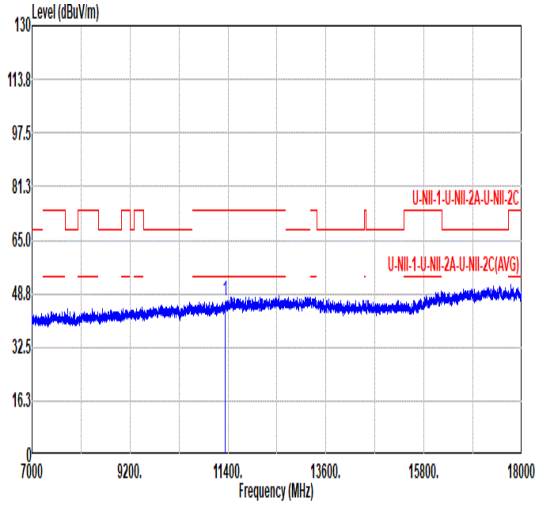 Freq Level Limit Line Margin Read Level Ant Factor Cable Loss Preamp Factor Aux Factor APos TPos Remark MHz dBuV/m dBuV/m dB dBuV dB/m dB dB dB cm deg 1 11340.00 46.51 74.00 -27.49 54.80 37.94 18.45 64.68 0.00 -- -- PEAK

Mode	26	
	Band Edge - L	
	U-NII-1_5.15-5.25_802.11ac VHT80_CH42_Full_5210MHz	
ANT	SISO	
Pol.	Horizontal	Fundamental
Peak	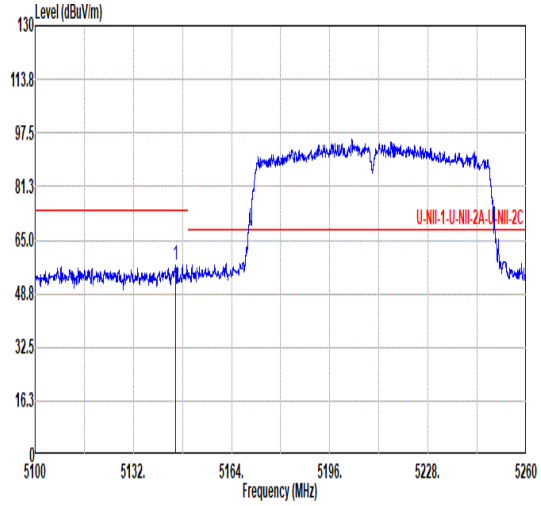 Freq Level Limit Line Margin Read Level Ant Factor Cable Loss Preamp Factor Aux Factor APos TPos Remark MHz dBuV/m dBuV/m dB dBuV dB/m dB dB dB cm deg 1 5145.85 57.55 74.00 -16.45 41.27 34.12 12.03 29.87 0.00 100 54 PEAK	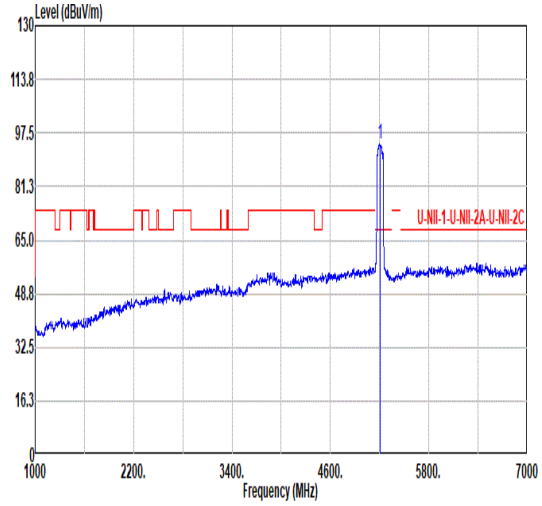 Freq Level Limit Line Margin Read Level Ant Factor Cable Loss Preamp Factor Aux Factor APos TPos Remark MHz dBuV/m dBuV/m dB dBuV dB/m dB dB dB cm deg 1 5210.00 93.95 ------ ------ 77.48 34.29 12.07 29.89 0.00 100 54 PEAK
Avg	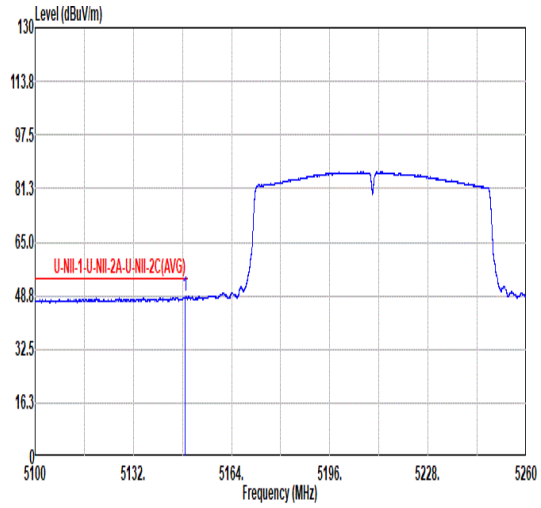 Freq Level Limit Line Margin Read Level Ant Factor Cable Loss Preamp Factor Aux Factor APos TPos Remark MHz dBuV/m dBuV/m dB dBuV dB/m dB dB dB cm deg 1 5148.89 48.46 54.00 -5.54 32.20 34.10 12.03 29.87 0.00 100 54 AVERAGE	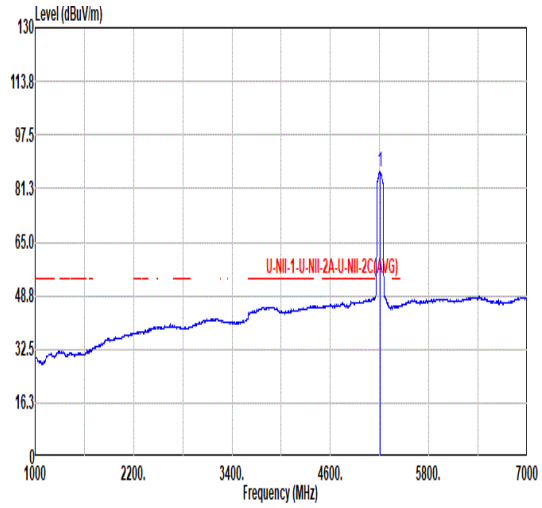 Freq Level Limit Line Margin Read Level Ant Factor Cable Loss Preamp Factor Aux Factor APos TPos Remark MHz dBuV/m dBuV/m dB dBuV dB/m dB dB dB cm deg 1 5210.00 86.28 ------ ------ 69.79 34.31 12.07 29.89 0.00 100 54 AVERAGE

Mode	26	
	Band Edge - R	
	U-NII-1_5.15-5.25_802.11ac VHT80_CH42_Full_5210MHz	
ANT	SISO	
Pol.	Horizontal	Fundamental
Peak	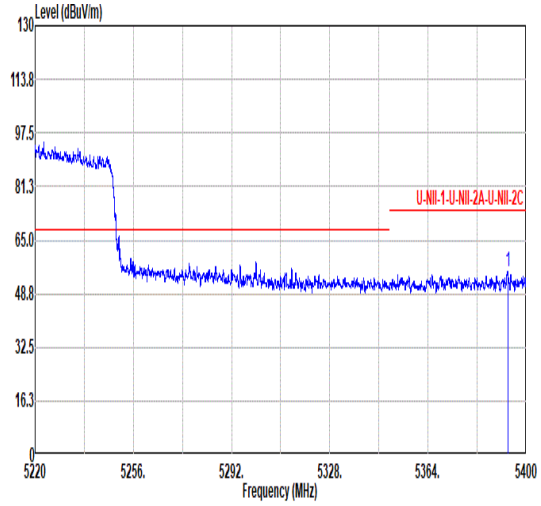 Freq Level Limit Line Margin Read Level Ant Factor Cable Loss Preamp Factor Aux Factor APos TPos Remark MHz dBuV/m dBuV/m dB dBuV dB/m dB dB dB cm deg 1 5393.26 55.55 74.00 -18.45 38.53 34.57 12.24 29.79 0.00 100 54 PEAK	Blank
Avg	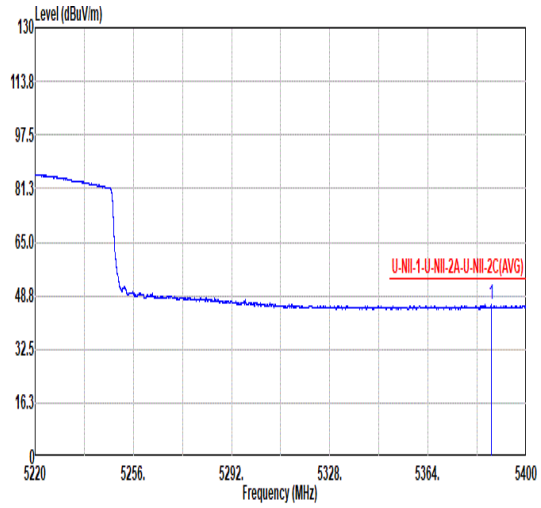 Freq Level Limit Line Margin Read Level Ant Factor Cable Loss Preamp Factor Aux Factor APos TPos Remark MHz dBuV/m dBuV/m dB dBuV dB/m dB dB dB cm deg 1 5387.14 45.99 54.00 -8.01 29.00 34.55 12.24 29.80 0.00 100 54 AVERAGE	Blank

Mode	26	
	Band Edge - L	
	U-NII-1_5.15-5.25_802.11ac VHT80_CH42_Full_5210MHz	
ANT	SISO	
Pol.	Vertical	Fundamental
Peak	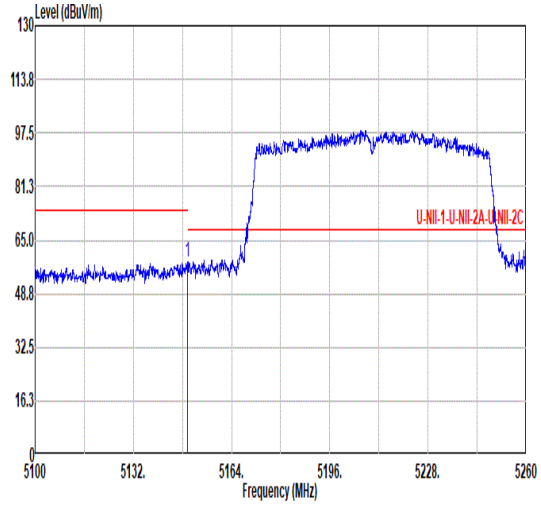 Freq Level Limit Line Margin Read Level Ant Factor Cable Loss Preamp Factor Aux Factor APos TPos Remark MHz dBuV/m dBuV/m dB dBuV dB/m dB dB dB cm deg 1 5149.69 58.24 74.00 -15.76 41.98 34.10 12.03 29.87 0.00 100 60 PEAK	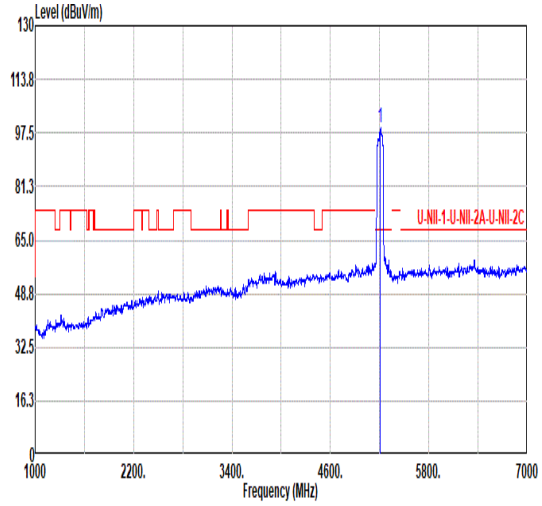 Freq Level Limit Line Margin Read Level Ant Factor Cable Loss Preamp Factor Aux Factor APos TPos Remark MHz dBuV/m dBuV/m dB dBuV dB/m dB dB dB cm deg 1 5210.00 99.02 ------ ------ 82.50 34.33 12.08 29.89 0.00 100 60 PEAK
Avg	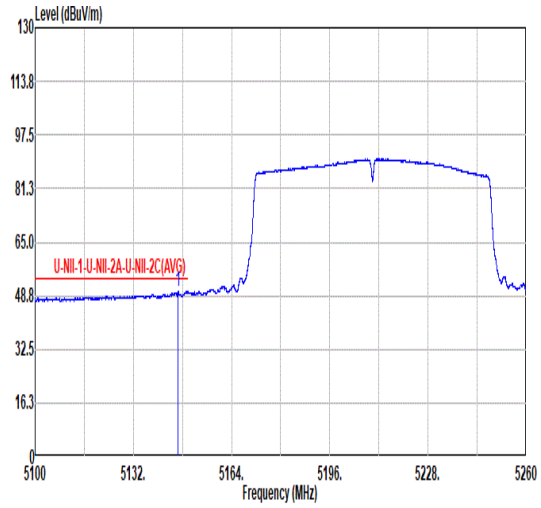 Freq Level Limit Line Margin Read Level Ant Factor Cable Loss Preamp Factor Aux Factor APos TPos Remark MHz dBuV/m dBuV/m dB dBuV dB/m dB dB dB cm deg 1 5146.65 50.28 54.00 -3.72 34.01 34.11 12.03 29.87 0.00 100 60 AVERAGE	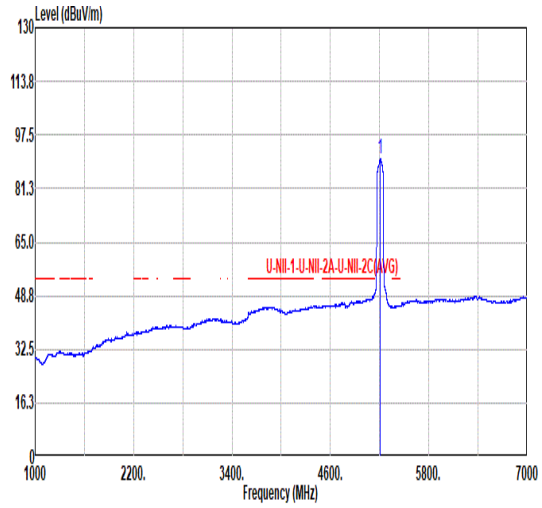 Freq Level Limit Line Margin Read Level Ant Factor Cable Loss Preamp Factor Aux Factor APos TPos Remark MHz dBuV/m dBuV/m dB dBuV dB/m dB dB dB cm deg 1 5210.00 90.10 ------ ------ 73.59 34.32 12.08 29.89 0.00 100 60 AVERAGE

Mode	26	
	Band Edge - R	
	U-NII-1_5.15-5.25_802.11ac VHT80_CH42_Full_5210MHz	
ANT	SISO	
Pol.	Vertical	Fundamental
Peak	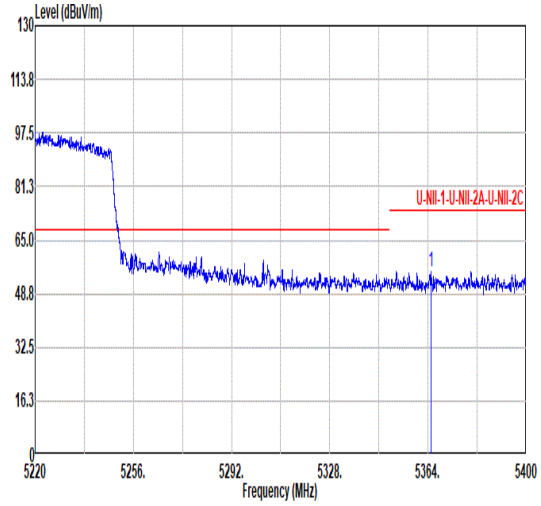 Freq Level Limit Line Margin Read Level Ant Factor Cable Loss Preamp Factor Aux Factor APos TPos Remark MHz dBuV/m dBuV/m dB dBuV dB/m dB dB dB cm deg 1 5365.00 55.65 74.00 -18.35 38.80 34.46 12.22 29.83 0.00 100 60 PEAK	Blank
Avg	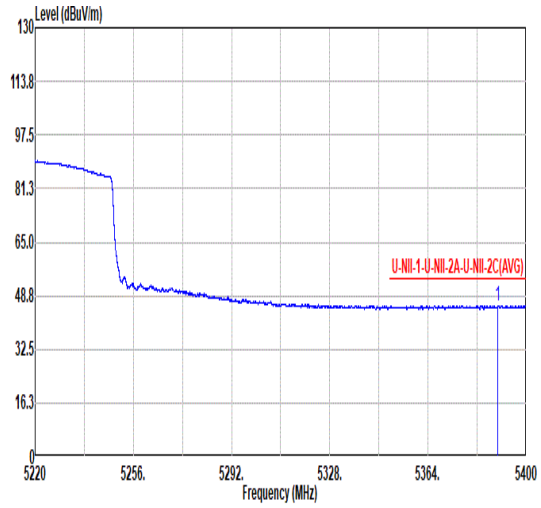 Freq Level Limit Line Margin Read Level Ant Factor Cable Loss Preamp Factor Aux Factor APos TPos Remark MHz dBuV/m dBuV/m dB dBuV dB/m dB dB dB cm deg 1 5389.66 45.82 54.00 -8.18 28.81 34.56 12.24 29.79 0.00 100 60 AVERAGE	Blank

Mode	26	
	Harmonic	
	U-NII-1_5.15-5.25_802.11ac VHT80_CH42_Full_5210MHz	
ANT	SISO	
Pol.	Horizontal	Vertical
Peak Avg	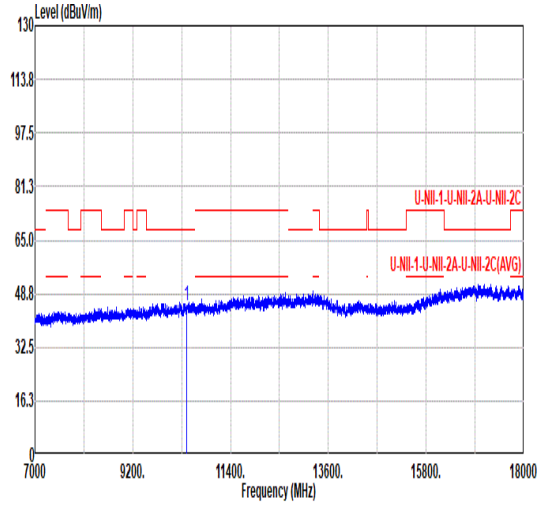 Freq Level Limit Line Margin Read Level Ant Factor Cable Loss Preamp Factor Aux Factor APos TPos Remark MHz dBuV/m dBuV/m dB dBuV dB/m dB dB dB cm deg 1 10420.00 45.08 68.20 -23.12 56.46 37.55 17.62 66.55 0.00 -- -- PEAK	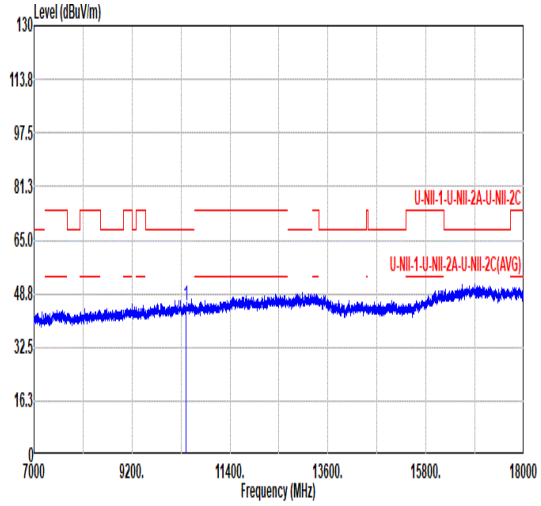 Freq Level Limit Line Margin Read Level Ant Factor Cable Loss Preamp Factor Aux Factor APos TPos Remark MHz dBuV/m dBuV/m dB dBuV dB/m dB dB dB cm deg 1 10420.00 45.06 68.20 -23.14 56.46 37.54 17.61 66.55 0.00 -- -- PEAK

Mode	27	
	Band Edge - L	
	U-NII-2A_5.25-5.35_802.11ac VHT80_CH58_Full_5290MHz	
ANT	SISO	
Pol.	Horizontal	Fundamental
Peak	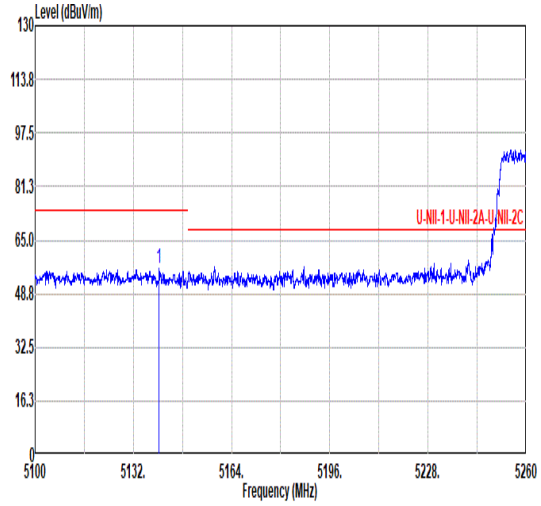 Freq Level Limit Line Margin Read Level Ant Factor Cable Loss Preamp Factor Aux Factor APos TPos Remark MHz dBuV/m dBuV/m dB dBuV dB/m dB dB dB cm deg 1 5140.41 56.30 74.00 -17.70 40.00 34.14 12.03 29.87 0.00 105 50 PEAK	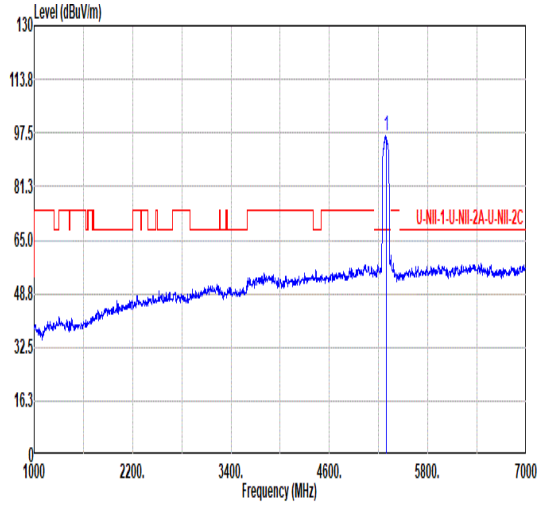 Freq Level Limit Line Margin Read Level Ant Factor Cable Loss Preamp Factor Aux Factor APos TPos Remark MHz dBuV/m dBuV/m dB dBuV dB/m dB dB dB cm deg 1 5290.00 96.52 ------ ------ 79.89 34.40 12.14 29.91 0.00 105 50 PEAK
Avg	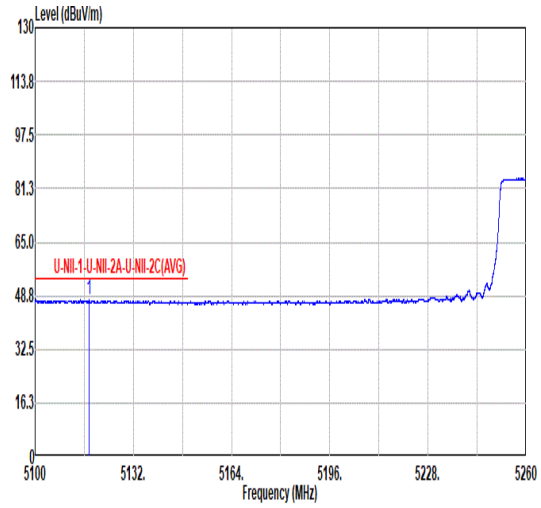 Freq Level Limit Line Margin Read Level Ant Factor Cable Loss Preamp Factor Aux Factor APos TPos Remark MHz dBuV/m dBuV/m dB dBuV dB/m dB dB dB cm deg 1 5117.53 47.48 54.00 -6.52 31.10 34.23 12.01 29.86 0.00 105 50 AVERAGE	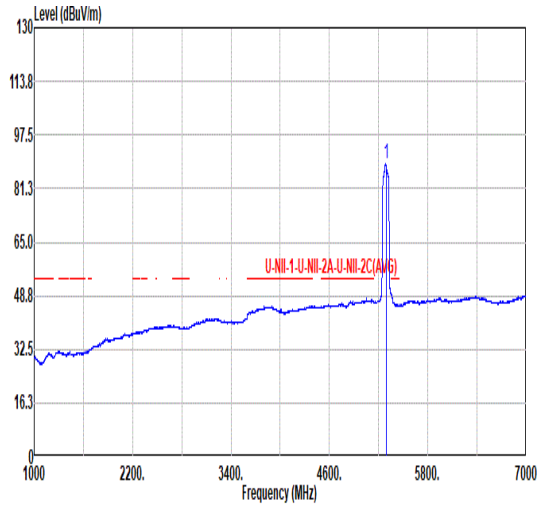 Freq Level Limit Line Margin Read Level Ant Factor Cable Loss Preamp Factor Aux Factor APos TPos Remark MHz dBuV/m dBuV/m dB dBuV dB/m dB dB dB cm deg 1 5290.00 88.55 ------ ------ 71.92 34.40 12.14 29.91 0.00 105 50 AVERAGE

Mode	27	
	Band Edge - R	
	U-NII-2A_5.25-5.35_802.11ac VHT80_CH58_Full_5290MHz	
ANT	SISO	
Pol.	Horizontal	Fundamental
Peak	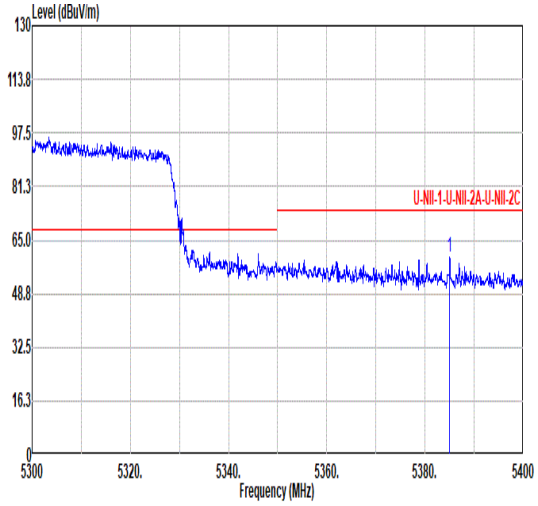 Freq Level Limit Line Margin Read Level Ant Factor Cable Loss Preamp Factor Aux Factor APos TPos Remark 1 5385.05 59.63 74.00 -14.37 42.65 34.54 12.24 29.80 0.00 105 50 PEAK	Blank
Avg	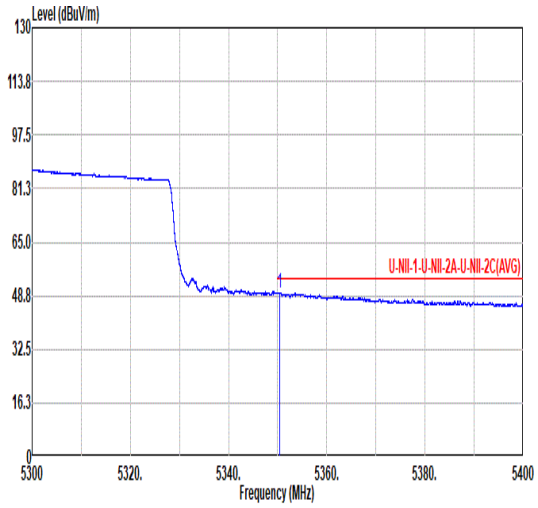 Freq Level Limit Line Margin Read Level Ant Factor Cable Loss Preamp Factor Aux Factor APos TPos Remark 1 5350.45 49.61 54.00 -4.39 32.84 34.40 12.21 29.84 0.00 105 50 AVERAGE	Blank