



## 6.4 Test Setup

### 6.4.1 Setup Photos



**Figure 1: Radiated Emissions – 9kHz – 30MHz – Front**




**Figure 2: Radiated Emissions – 9kHz – 30MHz – Rear**

The test results contained in this report refer exclusively to the product(s) presented for testing. No liability may be assumed for models or products not referred to herein. This test report may not be published or duplicated in part without permission of the testing body. This test report by itself does not constitute authorization for the use of any TUV Rheinland test mark. This report must not be used by the applicant to claim product certification, approval, or endorsement by A2LA, NIST, or any agency of the federal government.



**Figure 3:** Radiated Emissions – 30 – 1000MHz – Front



**Figure 4:** Radiated Emissions – 30 – 1000MHz – Rear

The test results contained in this report refer exclusively to the product(s) presented for testing. No liability may be assumed for models or products not referred to herein. This test report may not be published or duplicated in part without permission of the testing body. This test report by itself does not constitute authorization for the use of any TUV Rheinland test mark. This report must not be used by the applicant to claim product certification, approval, or endorsement by A2LA, NIST, or any agency of the federal government.



**Figure 5: AC Conducted Emissions – Mode 2 – Front**




**Figure 6: AC Conducted Emissions – Mode 2 – Rear**

The test results contained in this report refer exclusively to the product(s) presented for testing. No liability may be assumed for models or products not referred to herein. This test report may not be published or duplicated in part without permission of the testing body. This test report by itself does not constitute authorization for the use of any TUV Rheinland test mark. This report must not be used by the applicant to claim product certification, approval, or endorsement by A2LA, NIST, or any agency of the federal government.





**Figure 5: AC Conducted Emissions – Mode 3 – Front**



**Figure 6: AC Conducted Emissions – Mode 3 – Rear**

The test results contained in this report refer exclusively to the product(s) presented for testing. No liability may be assumed for models or products not referred to herein. This test report may not be published or duplicated in part without permission of the testing body. This test report by itself does not constitute authorization for the use of any TUV Rheinland test mark. This report must not be used by the applicant to claim product certification, approval, or endorsement by A2LA, NIST, or any agency of the federal government.