



## Compliance Certification Services (Kunshan) Inc. Shenzhen Branch


SZCCS-TRF-01 Rev. A/0 Aug01,2022

Report No.: FYCR221200050601

Page:

1 of 28

# TEST REPORT

**Application No.:** FYCR2212000506AT  
**Applicant:** BTI Wireless  
**Address of Applicant:** 14600 Industry Circle, La Mirada, CA 90638  
**Manufacturer:** BTI Wireless  
**Address of Manufacturer:** 14600 Industry Circle, La Mirada, CA 90638  
**Factory:** Sunwave Communications Co., Ltd.  
**Address of Factory:** 581 Huoju Avenue, Binjiang District, Hangzhou, China  
**Equipment Under Test (EUT):**  
**EUT Name:** 5G CPE  
**Model No.:** CPX80I  
**Trade Mark:**  
  
**FCC ID:** WBKCPX80I  
**Standard(s) :** 47 CFR Part 2  
47 CFR Part 96 subpart E  
**Date of Receipt:** 2022-12-09  
**Date of Test:** 2022-12-09 to 2023-01-09  
**Date of Issue:** 2023-01-10

<b>Test Result:</b>	<b>Pass</b>
---------------------	-------------

\* In the configuration tested, the EUT complied with the standards specified above.

*Winkey Wang*

Winkey Wang  
EMC Technical Manager



Unless otherwise agreed in writing, this document is issued by the Company subject to its General Conditions of Service printed overleaf, available on request or accessible at <http://www.sgs.com/en/Terms-and-Conditions.aspx> and, for electronic format documents, subject to Terms and Conditions for Electronic Documents at <http://www.sgs.com/en/Terms-and-Conditions/Terms-e-Document.aspx>. Attention is drawn to the limitation of liability, indemnification and jurisdiction issues defined therein. Any holder of this document is advised that information contained hereon reflects the Company's findings at the time of its intervention only and within the limits of Client's instructions, if any. The Company's sole responsibility is to its Client and this document does not exonerate parties to a transaction from exercising all their rights and obligations under the transaction documents. This document cannot be reproduced except in full, without prior written approval of the Company. Any unauthorized alteration, forgery or falsification of the content or appearance of this document is unlawful and offenders may be prosecuted to the fullest extent of the law. Unless otherwise stated the results shown in this test report refer only to the sample(s) tested and such sample(s) are retained for 30 days only.  
**Attention: To check the authenticity of testing /inspection report & certificate, please contact us at telephone: (86-755) 8307 1443, or email: CN.Doccheck@sgs.com**

Fuyong lab, Xinlong TechnoPark, Fengtang Road, Fuyong Subdistrict, Bao'an, Shenzhen, China 518103 t (86-755) 88663988 f (86-755) 26710594 www.sgsgroup.com.cn  
中国·深圳·宝安区福永街道凤塘大道鑫龙科技园福永实验室 邮编: 518103 t (86-755) 88663988 f (86-755) 26710594 sgs.china@sgs.com



## Compliance Certification Services (Kunshan) Inc. Shenzhen Branch



SZCCS-TRF-01 Rev. A/0 Aug01,2022

Report No.: FYCR221200050601

Page:

2 of 28

Revision Record				
Version	Chapter	Date	Modifier	Remark
01		2023-01-10		Original

Authorized for issue by:				
				
		Tree Zhan/Project Engineer		
				
		Winkey Wang/Reviewer		



Unless otherwise agreed in writing, this document is issued by the Company subject to its General Conditions of Service printed overleaf, available on request or accessible at <http://www.sgs.com/en/Terms-and-Conditions.aspx> and, for electronic format documents, subject to Terms and Conditions for Electronic Documents at <http://www.sgs.com/en/Terms-and-Conditions/Terms-e-Documents.aspx>. Attention is drawn to the limitation of liability, indemnification and jurisdiction issues defined therein. Any holder of this document is advised that information contained hereon reflects the Company's findings at the time of its intervention only and within the limits of Client's instructions, if any. The Company's sole responsibility is to its Client and this document does not exonerate parties to a transaction from exercising all their rights and obligations under the transaction documents. This document cannot be reproduced except in full, without prior written approval of the Company. Any unauthorized alteration, forgery or falsification of the content or appearance of this document is unlawful and offenders may be prosecuted to the fullest extent of the law. Unless otherwise stated the results shown in this test report refer only to the sample(s) tested and such sample(s) are retained for 30 days only.  
**Attention: To check the authenticity of testing /inspection report & certificate, please contact us at telephone: (86-755) 8307 1443, or email: CN.Doccheck@sgs.com**

Fuyong lab, Xinlong TechnoPark, Fengtang Road, Fuyong Subdistrict, Bao'an, Shenzhen, China 518103 t (86-755) 88663988 f (86-755) 26710594 www.sgs.com.cn  
中国·深圳·宝安区福永街道凤塘大道鑫龙科技园福永实验室 邮编: 518103 t (86-755) 88663988 f (86-755) 26710594 sgs.china@sgs.com

Member of the SGS Group (SGS SA)

## Compliance Certification Services (Kunshan) Inc. Shenzhen Branch

SZCCS-TRF-01 Rev. A/0 Aug01,2022

Report No.: FYCR221200050601

Page:

3 of 28

## 2 Test Summary

Test Item	FCC Rule No.	Requirements	Verdict
Effective (Isotropic) Radiated Output Power Data	§2.1046 §96.41(b)	EIRP ≤ 47dBm/10MHz PSD ≤ 37dBm/MHz (NR N48/N78:3550MHz-3700MHz)	PASS
Peak-Average Ratio	§22.913 §96.41(g)	≤13dB	PASS
Modulation Characteristics	§2.1047	Digital modulation	PASS
Bandwidth	§2.1049(h)	OBW: No limit EBW: No limit	PASS
Band Edge Compliance	§2.1051 §96.41(e)	Refer to clause 6.4	PASS
Spurious emissions at antenna terminals	§2.1051 §96.41(e)	Refer to clause 6.5	PASS
Field strength of spurious radiation	§2.1051 §96.41(e)	Refer to clause 6.6	PASS
Frequency stability	§2.1055	≤ ±2.5ppm.	PASS



Unless otherwise agreed in writing, this document is issued by the Company subject to its General Conditions of Service printed overleaf, available on request or accessible at <http://www.sgs.com/en/Terms-and-Conditions.aspx> and, for electronic format documents, subject to Terms and Conditions for Electronic Documents at <http://www.sgs.com/en/Terms-and-Conditions/Terms-e-Documents.aspx>. Attention is drawn to the limitation of liability, indemnification and jurisdiction issues defined therein. Any holder of this document is advised that information contained hereon reflects the Company's findings at the time of its intervention only and within the limits of Client's instructions, if any. The Company's sole responsibility is to its Client and this document does not exonerate parties to a transaction from exercising all their rights and obligations under the transaction documents. This document cannot be reproduced except in full, without prior written approval of the Company. Any unauthorized alteration, forgery or falsification of the content or appearance of this document is unlawful and offenders may be prosecuted to the fullest extent of the law. Unless otherwise stated the results shown in this test report refer only to the sample(s) tested and such sample(s) are retained for 30 days only.  
Attention: To check the authenticity of testing /inspection report & certificate, please contact us at telephone: (86-755) 8307 1443, or email: [CN.Doccheck@sgs.com](mailto:CN.Doccheck@sgs.com)

Fuyong lab, Xinlong TechnoPark, Fengtang Road, Fuyong Subdistrict, Bao'an, Shenzhen, China 518103 t (86-755) 88663988 f (86-755) 26710594 www.sgsgroup.com.cn  
中国·深圳·宝安区福永街道凤塘大道鑫龙科技园福永实验室 邮编: 518103 t (86-755) 88663988 f (86-755) 26710594 sgs.china@sgs.com

## Compliance Certification Services (Kunshan) Inc. Shenzhen Branch

SZCCS-TRF-01 Rev. A/0 Aug01,2022

Report No.: FYCR221200050601

Page:

4 of 28

### 3 Contents

	Page
1 COVER PAGE .....	1
2 TEST SUMMARY .....	3
3 CONTENTS .....	4
4 GENERAL INFORMATION .....	6
4.1 DETAILS OF E.U.T. ....	6
4.2 TEST FREQUENCY .....	7
4.3 TEST ENVIRONMENT .....	7
4.4 DESCRIPTION OF SUPPORT UNITS .....	8
4.5 MEASUREMENT UNCERTAINTY .....	8
4.6 TEST LOCATION .....	9
4.7 TEST FACILITY .....	9
4.8 DEVIATION FROM STANDARDS .....	9
4.9 ABNORMALITIES FROM STANDARD CONDITIONS .....	9
5 EQUIPMENT LIST .....	10
6 RADIO SPECTRUM MATTER TEST RESULTS .....	12
6.1 EFFECTIVE (ISOTROPIC) RADIATED OUTPUT POWER DATA .....	12
6.1.1 E.U.T. Operation .....	12
6.1.2 Test Setup Diagram .....	13
6.1.3 Measurement Data .....	13
6.2 PEAK-AVERAGE RATIO .....	14
6.2.1 E.U.T. Operation .....	14
6.2.2 Test Setup Diagram .....	14
6.2.3 Measurement Data .....	14
6.3 BANDWIDTH .....	15
6.3.1 E.U.T. Operation .....	15
6.3.2 Test Setup Diagram .....	15
6.3.3 Measurement Data .....	15
6.4 BAND EDGE COMPLIANCE .....	16
6.4.1 E.U.T. Operation .....	16
6.4.2 Test Setup Diagram .....	16
6.4.3 Measurement Data .....	16
6.5 SPURIOUS EMISSIONS AT ANTENNA TERMINALS .....	17
6.5.1 E.U.T. Operation .....	17
6.5.2 Test Setup Diagram .....	17
6.5.3 Measurement Data .....	17
6.6 FIELD STRENGTH OF SPURIOUS RADIATION .....	18
6.6.1 E.U.T. Operation .....	18
6.6.2 Test Setup Diagram .....	19
6.6.3 Measurement Procedure and Data .....	20



Unless otherwise agreed in writing, this document is issued by the Company subject to its General Conditions of Service printed overleaf, available on request or accessible at <http://www.sgs.com/en/Terms-and-Conditions.aspx> and, for electronic format documents, subject to Terms and Conditions for Electronic Documents at <http://www.sgs.com/en/Terms-and-Conditions/Terms-e-Document.aspx>. Attention is drawn to the limitation of liability, indemnification and jurisdiction issues defined therein. Any holder of this document is advised that information contained hereon reflects the Company's findings at the time of its intervention only and within the limits of Client's instructions, if any. The Company's sole responsibility is to its Client and this document does not exonerate parties to a transaction from exercising all their rights and obligations under the transaction documents. This document cannot be reproduced except in full, without prior written approval of the Company. Any unauthorized alteration, forgery or falsification of the content or appearance of this document is unlawful and offenders may be prosecuted to the fullest extent of the law. Unless otherwise stated the results shown in this test report refer only to the sample(s) tested and such sample(s) are retained for 30 days only.  
Attention: To check the authenticity of testing /inspection report & certificate, please contact us at telephone: (86-755) 8307 1443, or email: [CN.Doccheck@sgs.com](mailto:CN.Doccheck@sgs.com)

Fuyong lab, Xinlong TechnoPark, Fengtang Road, Fuyong Subdistrict, Bao'an, Shenzhen, China 518103 t (86-755) 88663988 f (86-755) 26710594 www.sgsgroup.com.cn  
中国·深圳·宝安区福永街道凤塘大道鑫龙科技园福永实验室 邮编: 518103 t (86-755) 88663988 f (86-755) 26710594 sgs.china@sgs.com

## Compliance Certification Services (Kunshan) Inc. Shenzhen Branch

SZCCS-TRF-01 Rev. A/0 Aug01,2022

Report No.: FYCR221200050601

Page:

5 of 28

6.7	FREQUENCY STABILITY.....	26
6.7.1	E.U.T. Operation.....	26
6.7.2	Test Setup Diagram.....	26
6.7.3	Measurement Data.....	26
6.8	MODULATION CHARACTERISTICS.....	27
6.8.1	E.U.T. Operation.....	27
6.8.2	Test Setup Diagram.....	27
6.8.3	Measurement Data.....	27
7	TEST SETUP PHOTO.....	28
8	EUT CONSTRUCTIONAL DETAILS (EUT PHOTOS).....	28



Unless otherwise agreed in writing, this document is issued by the Company subject to its General Conditions of Service printed overleaf, available on request or accessible at <http://www.sgs.com/en/Terms-and-Conditions.aspx> and, for electronic format documents, subject to Terms and Conditions for Electronic Documents at <http://www.sgs.com/en/Terms-and-Conditions/Terms-e-Documents.aspx>. Attention is drawn to the limitation of liability, indemnification and jurisdiction issues defined therein. Any holder of this document is advised that information contained hereon reflects the Company's findings at the time of its intervention only and within the limits of Client's instructions, if any. The Company's sole responsibility is to its Client and this document does not exonerate parties to a transaction from exercising all their rights and obligations under the transaction documents. This document cannot be reproduced except in full, without prior written approval of the Company. Any unauthorized alteration, forgery or falsification of the content or appearance of this document is unlawful and offenders may be prosecuted to the fullest extent of the law. Unless otherwise stated the results shown in this test report refer only to the sample(s) tested and such sample(s) are retained for 30 days only.  
Attention: To check the authenticity of testing /inspection report & certificate, please contact us at telephone: (86-755) 8307 1443, or email: [CN.Doccheck@sgs.com](mailto:CN.Doccheck@sgs.com)

Compliance Certification Services (Kunshan) Inc.  
Shenzhen Branch

Fuyong lab, Xinlong TechnoPark, Fengtang Road, Fuyong Subdistrict, Bao'an, Shenzhen, China 518103 t (86-755) 88663988 f (86-755) 26710594 www.sgsgroup.com.cn  
中国·深圳·宝安区福永街道凤塘大道鑫龙科技园福永实验室 邮编: 518103 t (86-755) 88663988 f (86-755) 26710594 sgs.china@sgs.com



## 4 General Information

### 4.1 Details of E.U.T.

Power supply:	DC24V by AC/DC power adapter Adapter M/N: ASSA67A-240100 Adapter input: AC100-240V, 50/60Hz, 0.8A Adapter output: DC24V/1.0A
Cable(s):	Power adapter cable: 1.2m unshielded cable without ferrite core DC converter cable: 2.1m unshielded cable without ferrite core DC to RJ45(female) cable: 2.1m unshielded cable without ferrite core
Sample Type:	Mobile production
NR Operation Frequency Band:	SA: n48, n78
RF Output mode:	SISO
Modulation Type:	DFT-s-OFDM: PI/2 BPSK, QPSK, 16QAM, 64QAM, 256QAM CP-OFDM: QPSK, 16QAM, 64QAM, 256QAM
NR Power Class:	Level 3
SCS:	30KHz for n48, n78
Antenna Type:	External Antenna
Antenna Gain:	1.29dBi
SIM Card:	This device has dual SIM Card slots. Both the SIM slots have been tested. SIM1 was worst case, only record SIM1.

Remark: The information in this section is provided by the applicant or manufacturer, CCS is not liable to the accuracy, suitability, reliability or/and integrity of the information.



Unless otherwise agreed in writing, this document is issued by the Company subject to its General Conditions of Service printed overleaf, available on request or accessible at <http://www.sgs.com/en/Terms-and-Conditions.aspx> and, for electronic format documents, subject to Terms and Conditions for Electronic Documents at <http://www.sgs.com/en/Terms-and-Conditions/Terms-e-Documents.aspx>. Attention is drawn to the limitation of liability, indemnification and jurisdiction issues defined therein. Any holder of this document is advised that information contained hereon reflects the Company's findings at the time of its intervention only and within the limits of Client's instructions, if any. The Company's sole responsibility is to its Client and this document does not exonerate parties to a transaction from exercising all their rights and obligations under the transaction documents. This document cannot be reproduced except in full, without prior written approval of the Company. Any unauthorized alteration, forgery or falsification of the content or appearance of this document is unlawful and offenders may be prosecuted to the fullest extent of the law. Unless otherwise stated the results shown in this test report refer only to the sample(s) tested and such sample(s) are retained for 30 days only.  
**Attention: To check the authenticity of testing /inspection report & certificate, please contact us at telephone: (86-755) 8307 1443, or email: CN.Doccheck@sgs.com**

Fuyong lab, Xinlong TechnoPark, Fengtang Road, Fuyong Subdistrict, Bao'an, Shenzhen, China 518103 t (86-755) 88663988 f (86-755) 26710594 www.sgs.com.cn  
中国·深圳·宝安区福永街道凤塘大道鑫龙科技园福永实验室 邮编: 518103 t (86-755) 88663988 f (86-755) 26710594 sgs.china@sgs.com

## 4.2 Test Frequency

Test mode:	Nominal Bandwidth (MHz)	RF Channel		
		Low (L)	Middle (M)	High (H)
		MHz	MHz	MHz
n 48	20	3560.01	3624.99	3690
	40	3570.0	3624.99	3679.98
Test mode:	Nominal Bandwidth (MHz)	RF Channel		
		Low (L)	Middle (M)	High (H)
		MHz	MHz	MHz
n 78	20	3560.01	3624.99	3690
	30	3565.02	3624.99	3684.99
	40	3570.0	3624.99	3679.98
	50	3575.01	3624.99	3675
	60	3580.02	3624.99	3669.99
	70	3585	3624.99	3664.98
	80	3590.01	3624.99	3660
	90	3595.02	3624.99	3654.99
	100	3600	3624.99	3649.98

## 4.3 Test Environment

Environment Parameter	Selected Values During Tests	
Atmospheric Pressure:	1020Pa	
Temperature:	TL	-30°C
	TN	+20°C
	TH	+50°C
Voltage:	VL	20.6 Vdc
	VN	24.0 Vdc
	VH	27.6 Vdc

NOTE: VL= lower extreme test voltage  
 VN= nominal voltage  
 VH= upper extreme test voltage  
 TL= lower extreme test temperature  
 TN= normal temperature  
 TH= upper extreme test temperature



Unless otherwise agreed in writing, this document is issued by the Company subject to its General Conditions of Service printed overleaf, available on request or accessible at <http://www.sgs.com/en/Terms-and-Conditions.aspx> and, for electronic format documents, subject to Terms and Conditions for Electronic Documents at <http://www.sgs.com/en/Terms-and-Conditions/Terms-e-Documents.aspx>. Attention is drawn to the limitation of liability, indemnification and jurisdiction issues defined therein. Any holder of this document is advised that information contained hereon reflects the Company's findings at the time of its intervention only and within the limits of Client's instructions, if any. The Company's sole responsibility is to its Client and this document does not exonerate parties to a transaction from exercising all their rights and obligations under the transaction documents. This document cannot be reproduced except in full, without prior written approval of the Company. Any unauthorized alteration, forgery or falsification of the content or appearance of this document is unlawful and offenders may be prosecuted to the fullest extent of the law. Unless otherwise stated the results shown in this test report refer only to the sample(s) tested and such sample(s) are retained for 30 days only.  
 Attention: To check the authenticity of testing /inspection report & certificate, please contact us at telephone: (86-755) 8307 1443, or email: [CN.Doccheck@sgs.com](mailto:CN.Doccheck@sgs.com)

Fuyong lab, Xinlong TechnoPark, Fengtang Road, Fuyong Subdistrict, Bao'an, Shenzhen, China 518103 t (86-755) 88663988 f (86-755) 26710594 [www.sgs.com.cn](http://www.sgs.com.cn)  
 中国·深圳·宝安区福永街道凤塘大道鑫龙科技园福永实验室 邮编: 518103 t (86-755) 88663988 f (86-755) 26710594 [sgs.china@sgs.com](mailto:sgs.china@sgs.com)

## Compliance Certification Services (Kunshan) Inc. Shenzhen Branch

SZCCS-TRF-01 Rev. A/0 Aug01,2022

Report No.: FYCR221200050601

Page:

8 of 28

### 4.4 Description of Support Units

The EUT has been tested independent unit.

### 4.5 Measurement Uncertainty

No.	Item	Measurement Uncertainty
1	Radio Frequency	$\pm 5.4 \times 10^{-8}$
2	Duty cycle	$\pm 0.3\%$
3	Occupied Bandwidth	$\pm 3\%$
4	RF conducted power	$\pm 0.8\text{dB}$
5	RF power density	$\pm 0.4\text{dB}$
6	Conducted Spurious emissions	$\pm 2.7\text{dB}$
7	Radiated Spurious emission test	$\pm 3.1\text{dB}$ (Below 1GHz)
		$\pm 4.4\text{dB}$ (Above 1GHz)
8	Temperature test	$\pm 1^\circ\text{C}$
9	Humidity test	$\pm 3\%$
10	Supply voltages	$\pm 1.5\%$
11	Time	$\pm 3\%$



Unless otherwise agreed in writing, this document is issued by the Company subject to its General Conditions of Service printed overleaf, available on request or accessible at <http://www.sgs.com/en/Terms-and-Conditions.aspx> and, for electronic format documents, subject to Terms and Conditions for Electronic Documents at <http://www.sgs.com/en/Terms-and-Conditions/Terms-e-Documents.aspx>. Attention is drawn to the limitation of liability, indemnification and jurisdiction issues defined therein. Any holder of this document is advised that information contained hereon reflects the Company's findings at the time of its intervention only and within the limits of Client's instructions, if any. The Company's sole responsibility is to its Client and this document does not exonerate parties to a transaction from exercising all their rights and obligations under the transaction documents. This document cannot be reproduced except in full, without prior written approval of the Company. Any unauthorized alteration, forgery or falsification of the content or appearance of this document is unlawful and offenders may be prosecuted to the fullest extent of the law. Unless otherwise stated the results shown in this test report refer only to the sample(s) tested and such sample(s) are retained for 30 days only.  
Attention: To check the authenticity of testing /inspection report & certificate, please contact us at telephone: (86-755) 8307 1443, or email: [CN.Doccheck@sgs.com](mailto:CN.Doccheck@sgs.com)

Fuyong lab, Xinlong TechnoPark, Fengtang Road, Fuyong Subdistrict, Bao'an, Shenzhen, China 518103 t (86-755) 88663988 f (86-755) 26710594 www.sgsgroup.com.cn  
中国·深圳·宝安区福永街道凤塘大道鑫龙科技园福永实验室 邮编: 518103 t (86-755) 88663988 f (86-755) 26710594 sgs.china@sgs.com



## Compliance Certification Services (Kunshan) Inc. Shenzhen Branch

SZCCS-TRF-01 Rev. A/0 Aug01,2022

Report No.: FYCR221200050601

Page:

9 of 28

### 4.6 Test Location

All tests were performed at:

Compliance Certification Services (Kunshan) Inc. Shenzhen branch.

Fuyong lab. Xinlong TechnoPark, Fengtang Road, Fuyong Subdistrict, Bao'an, Shenzhen, China

Tel: +86 755 8866 3988 Fax: +86 755 2671 0594

No tests were sub-contracted.

### 4.7 Test Facility

The test facility is recognized, certified, or accredited by the following organizations:

• **A2LA (Certificate No. 6606.01)**

Compliance Certification Services (Kunshan) Inc. Shenzhen branch is accredited by the American Association for Laboratory Accreditation (A2LA). Certificate No. 6606.01.

• **FCC –Designation Number: CN1322**

Compliance Certification Services (Kunshan) Inc. Shenzhen branch has been recognized as an accredited testing laboratory.

Designation Number: CN1322. Test Firm Registration Number: 718073

• **Innovation, Science and Economic Development Canada**

Compliance Certification Services (Kunshan) Inc. Shenzhen branch has been recognized by ISED as an accredited testing laboratory.

CAB identifier: CN0129.

IC#: 28189.

### 4.8 Deviation from Standards

None

### 4.9 Abnormalities from Standard Conditions

None



Unless otherwise agreed in writing, this document is issued by the Company subject to its General Conditions of Service printed overleaf, available on request or accessible at <http://www.sgs.com/en/Terms-and-Conditions.aspx> and, for electronic format documents, subject to Terms and Conditions for Electronic Documents at <http://www.sgs.com/en/Terms-and-Conditions/Terms-e-Documents.aspx>. Attention is drawn to the limitation of liability, indemnification and jurisdiction issues defined therein. Any holder of this document is advised that information contained hereon reflects the Company's findings at the time of its intervention only and within the limits of Client's instructions, if any. The Company's sole responsibility is to its Client and this document does not exonerate parties to a transaction from exercising all their rights and obligations under the transaction documents. This document cannot be reproduced except in full, without prior written approval of the Company. Any unauthorized alteration, forgery or falsification of the content or appearance of this document is unlawful and offenders may be prosecuted to the fullest extent of the law. Unless otherwise stated the results shown in this test report refer only to the sample(s) tested and such sample(s) are retained for 30 days only.  
**Attention: To check the authenticity of testing /inspection report & certificate, please contact us at telephone: (86-755) 8307 1443, or email: CN.Doccheck@sgs.com**

Fuyong lab. Xinlong TechnoPark, Fengtang Road, Fuyong Subdistrict, Bao'an, Shenzhen, China 518103 t (86-755) 88663988 f (86-755) 26710594 www.sgs.com.cn  
中国·深圳·宝安区福永街道凤塘大道鑫龙科技园福永实验室 邮编: 518103 t (86-755) 88663988 f (86-755) 26710594 sgs.china@sgs.com

# Compliance Certification Services (Kunshan) Inc. Shenzhen Branch

SZCCS-TRF-01 Rev. A/0 Aug01,2022

Report No.: FYCR221200050601

Page:

10 of 28

## 5 Equipment List

RF conducted test					
Test Equipment	Manufacturer	Model No.	Inventory No.	Cal. Date	Cal. Due date
Programmable DC Source	Chroma	62024P-80-60	SEM011-09	2022/7/12	2023/7/11
Programmable Temperature & Humidity Chamber	Votsch Industrietechnik GmbH	VT 4002	SEM002-15	2022/7/12	2023/7/11
Spectrum Analyzer	Rohde & Schwarz	FSU43	SEM004-08	2022/7/12	2023/7/11
Measurement Software	TST	TST PASS V2.0	N/A	N/A	N/A
Attenuator	Huber+Suhner	6620_SMA-50-1	SEM021-09	2022/7/12	2023/7/11
Radio Communication Test Station	Anritsu	MT8000A	SEM010-20	2022/03/29	2023/03/28
Radio Communication Test Station	Anritsu	MT8821C	SEM010-21	2022/03/29	2023/03/28
Power Sensor	KEYSIGHT	U2021XA	SEM009-15	2022/7/12	2023/7/11

RE in Chamber					
Test Equipment	Manufacturer	Model No.	Inventory No.	Cal. Date	Cal. Due date
Trilog-Broadband Antenna	Schwarzbeck	VULB9168	SEM003-33	2021/9/25	2024/9/24
MXE EMI receiver	Agilent	N9038A	SEM004-05	2022/7/12	2023/7/11
Pre-amplifier	HP	8447D	SEM005-02	2022/7/12	2023/7/11
Spectrum Analyzer	Rohde & Schwarz	101288	SEM004-08	2022/7/12	2023/7/11
Low Noise Amplifier	CLAVIIO	BDLNA-0118-352810	SEM005-05	2022/7/12	2023/7/11
Substitution Antenna	Schwarzbeck	VULB9168	SEM003-18	2022/08/07	2025/08/06
Signal Generator(9kHz-40GHz)	N5173B	MY53270267	Agilent	2022/7/12	2023/7/11
Pre-amplifier	HP	8447D	SEM005-02	2022/7/12	2023/7/11
Broad-Band Horn Antenna	Schwarzbeck	BBHA 9170	SEM003-15	2021/7/11	2024/7/10
Broad-Band Horn Antenna	Schwarzbeck	BBHA 9120D	SEM003-32	2021/9/26	2024/9/25
Double-ridged waveguide horn	ETS-LINDGREN	3117	SEM003-34	2021/9/25	2024/9/24
Spectrum Analyzer	Rohde & Schwarz	101288	SEM004-08	2022/7/12	2023/7/11



Unless otherwise agreed in writing, this document is issued by the Company subject to its General Conditions of Service printed overleaf, available on request or accessible at <http://www.sgs.com/en/Terms-and-Conditions.aspx> and, for electronic format documents, subject to Terms and Conditions for Electronic Documents at <http://www.sgs.com/en/Terms-and-Conditions/Terms-e-Documents.aspx>. Attention is drawn to the limitation of liability, indemnification and jurisdiction issues defined therein. Any holder of this document is advised that information contained hereon reflects the Company's findings at the time of its intervention only and within the limits of Client's instructions, if any. The Company's sole responsibility is to its Client and this document does not exonerate parties to a transaction from exercising all their rights and obligations under the transaction documents. This document cannot be reproduced except in full, without prior written approval of the Company. Any unauthorized alteration, forgery or falsification of the content or appearance of this document is unlawful and offenders may be prosecuted to the fullest extent of the law. Unless otherwise stated the results shown in this test report refer only to the sample(s) tested and such sample(s) are retained for 30 days only.

Attention: To check the authenticity of testing / inspection report & certificate, please contact us at telephone: (86-755) 8307 1443, or email: [CN.Doccheck@sgs.com](mailto:CN.Doccheck@sgs.com)

Fuyong lab, Xinlong TechnoPark, Fengtang Road, Fuyong Subdistrict, Bao'an, Shenzhen, China 518103 t (86-755) 88663988 f (86-755) 26710594 www.sgsgroup.com.cn  
中国·深圳·宝安区福永街道凤塘大道鑫龙科技园福永实验室 邮编: 518103 t (86-755) 88663988 f (86-755) 26710594 sgs.china@sgs.com

# Compliance Certification Services (Kunshan) Inc. Shenzhen Branch

SZCCS-TRF-01 Rev. A/0 Aug01,2022

Report No.: FYCR221200050601

Page:

11 of 28

Low Noise Amplifier	CLAVIIO	BDLNA-0118-352810	SEM005-05	2022/7/12	2023/7/11
Pre-amplifier	Compliance Directions Systems Inc.	PAP-2640-50	SEM005-08	2022/7/12	2023/7/11
Pre-amplifier	Rohde & Schwarz	CH14-H052	SEM005-17	2022/7/12	2023/7/11
Substitution Antenna	ETS-Lindgren	3142C	SEM003-01	2020/06/26	2023/06/25
Radio Communication Test Station	Anritsu	MT8000A	SEM010-20	2022/03/29	2023/03/28
Radio Communication Test Station	Anritsu	MT8821C	SEM010-21	2022/03/29	2023/03/28

General used equipment					
Equipment	Manufacturer	Model No	Inventory No	Cal Date	Cal Due Date
Humidity/ Temperature Indicator	Mingle	TH607	SEM002-22	2022/7/12	2023/7/11
Humidity/ Temperature Indicator	Mingle	TH607	SEM002-23	2022/7/12	2023/7/11
Barometer	DUMAI	DYM3	SEM002-24	2022/7/12	2023/7/11



Unless otherwise agreed in writing, this document is issued by the Company subject to its General Conditions of Service printed overleaf, available on request or accessible at <http://www.sgs.com/en/Terms-and-Conditions.aspx> and, for electronic format documents, subject to Terms and Conditions for Electronic Documents at <http://www.sgs.com/en/Terms-and-Conditions/Terms-e-Documents.aspx>. Attention is drawn to the limitation of liability, indemnification and jurisdiction issues defined therein. Any holder of this document is advised that information contained hereon reflects the Company's findings at the time of its intervention only and within the limits of Client's instructions, if any. The Company's sole responsibility is to its Client and this document does not exonerate parties to a transaction from exercising all their rights and obligations under the transaction documents. This document cannot be reproduced except in full, without prior written approval of the Company. Any unauthorized alteration, forgery or falsification of the content or appearance of this document is unlawful and offenders may be prosecuted to the fullest extent of the law. Unless otherwise stated the results shown in this test report refer only to the sample(s) tested and such sample(s) are retained for 30 days only.  
Attention: To check the authenticity of testing /inspection report & certificate, please contact us at telephone: (86-755) 8307 1443, or email: [CN.Doccheck@sgs.com](mailto:CN.Doccheck@sgs.com)

Fuyong lab, Xinlong TechnoPark, Fengtang Road, Fuyong Subdistrict, Bao'an, Shenzhen, China 518103 t (86-755) 88663988 f (86-755) 26710594 www.sgs.com.cn  
中国·深圳·宝安区福永街道凤塘大道鑫龙科技园福永实验室 邮编: 518103 t (86-755) 88663988 f (86-755) 26710594 sgs.china@sgs.com

## 6 Radio Spectrum Matter Test Results

### 6.1 Effective (Isotropic) Radiated Output Power Data

Test Requirement: §2.1046, §96.41(b)  
 Test Method: ANSI C63.26-2015, KDB 971168 D01 v03r01  
 Limit: EIRP≤ 47dBm/10MHz  
 PSD≤ 37dBm/MHz  
 (NR N48/N78:3550MHz-3700MHz)

#### 6.1.1 E.U.T. Operation

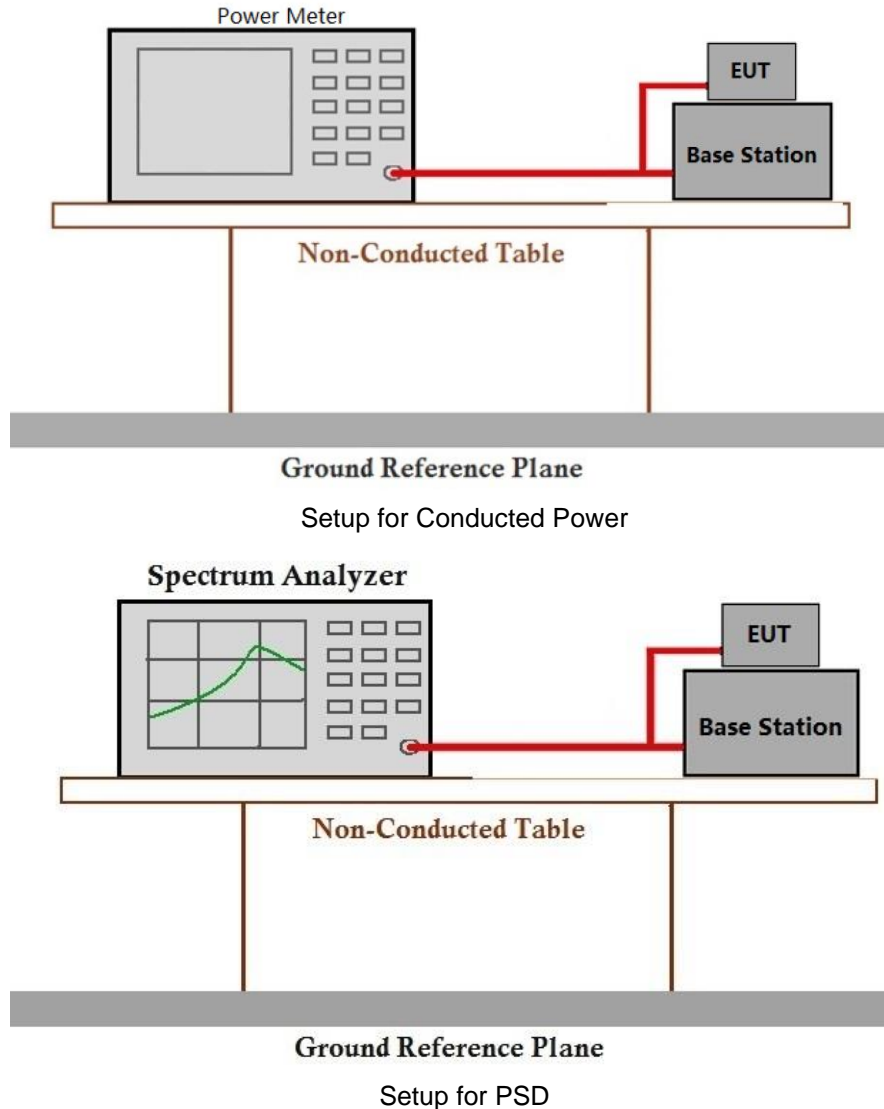
Operating Environment:  
 Temperature: 21.5 °C Humidity: 53.5 % RH Atmospheric Pressure: 1020 mbar  
 Test mode 30: Tx mode, Keep the EUT in transmitting mode.



Unless otherwise agreed in writing, this document is issued by the Company subject to its General Conditions of Service printed overleaf, available on request or accessible at <http://www.sgs.com/en/Terms-and-Conditions.aspx> and, for electronic format documents, subject to Terms and Conditions for Electronic Documents at <http://www.sgs.com/en/Terms-and-Conditions/Terms-e-Documents.aspx>. Attention is drawn to the limitation of liability, indemnification and jurisdiction issues defined therein. Any holder of this document is advised that information contained hereon reflects the Company's findings at the time of its intervention only and within the limits of Client's instructions, if any. The Company's sole responsibility is to its Client and this document does not exonerate parties to a transaction from exercising all their rights and obligations under the transaction documents. This document cannot be reproduced except in full, without prior written approval of the Company. Any unauthorized alteration, forgery or falsification of the content or appearance of this document is unlawful and offenders may be prosecuted to the fullest extent of the law. Unless otherwise stated the results shown in this test report refer only to the sample(s) tested and such sample(s) are retained for 30 days only.  
**Attention: To check the authenticity of testing /inspection report & certificate, please contact us at telephone: (86-755) 8307 1443, or email: CN.Doccheck@sgs.com**

Fuyong lab, Xinlong TechnoPark, Fengtang Road, Fuyong Subdistrict, Bao'an, Shenzhen, China 518103 t (86-755) 88663988 f (86-755) 26710594 www.sgs.com.cn  
 中国·深圳·宝安区福永街道凤塘大道鑫龙科技园福永实验室 邮编: 518103 t (86-755) 88663988 f (86-755) 26710594 sgs.china@sgs.com

### 6.1.2 Test Setup Diagram



### 6.1.3 Measurement Data

Please refer to Appendix for NR test data.



Unless otherwise agreed in writing, this document is issued by the Company subject to its General Conditions of Service printed overleaf, available on request or accessible at <http://www.sgs.com/en/Terms-and-Conditions.aspx> and, for electronic format documents, subject to Terms and Conditions for Electronic Documents at <http://www.sgs.com/en/Terms-and-Conditions/Terms-e-Document.aspx>. Attention is drawn to the limitation of liability, indemnification and jurisdiction issues defined therein. Any holder of this document is advised that information contained hereon reflects the Company's findings at the time of its intervention only and within the limits of Client's instructions, if any. The Company's sole responsibility is to its Client and this document does not exonerate parties to a transaction from exercising all their rights and obligations under the transaction documents. This document cannot be reproduced except in full, without prior written approval of the Company. Any unauthorized alteration, forgery or falsification of the content or appearance of this document is unlawful and offenders may be prosecuted to the fullest extent of the law. Unless otherwise stated the results shown in this test report refer only to the sample(s) tested and such sample(s) are retained for 30 days only.

Attention: To check the authenticity of testing /inspection report & certificate, please contact us at telephone: (86-755) 8307 1443, or email: [CN.Doccheck@sgs.com](mailto:CN.Doccheck@sgs.com)

Fuyong lab, Xinlong TechnoPark, Fengtang Road, Fuyong Subdistrict, Bao'an, Shenzhen, China 518103 t (86-755) 88663988 f (86-755) 26710594 www.sgsgroup.com.cn  
中国·深圳·宝安区福永街道凤塘大道鑫龙科技园福永实验室 邮编: 518103 t (86-755) 88663988 f (86-755) 26710594 sgs.china@sgs.com



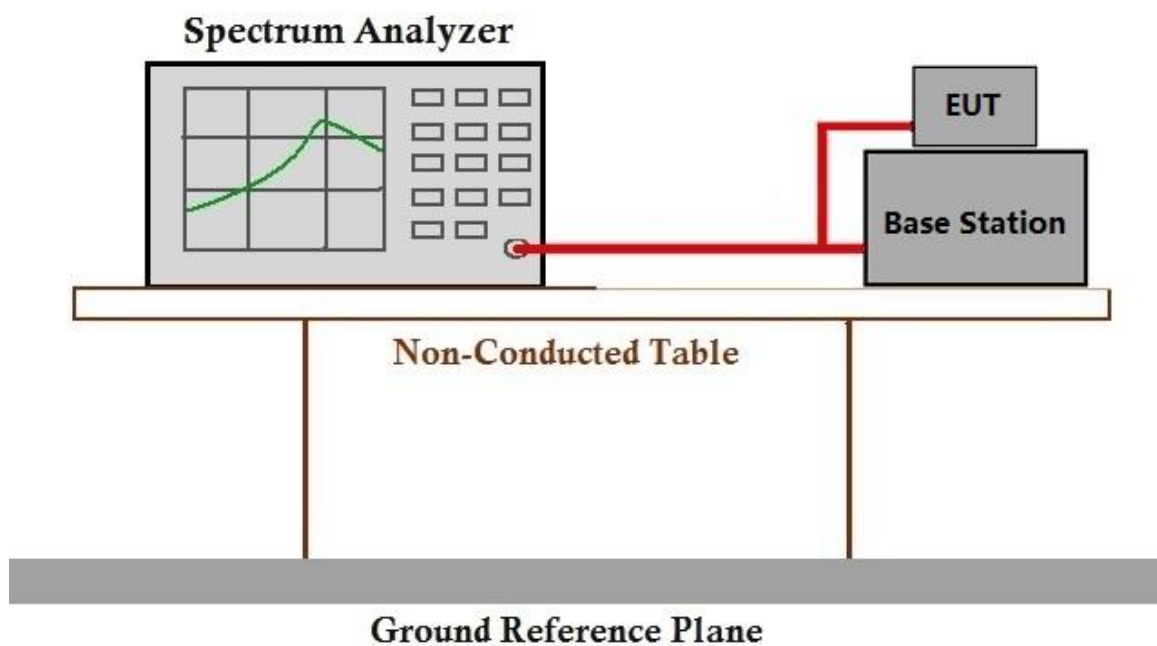
### 6.2 Peak-Average Ratio

Test Requirement: §22.913, §96.41(g)  
 Test Method: ANSI C63.26-2015, KDB 971168 D01 v03r01  
 Limit: ≤13dB

#### 6.2.1 E.U.T. Operation

Operating Environment:  
 Temperature: 21.5 °C Humidity: 53.5 % RH Atmospheric Pressure: 1020 mbar  
 Test mode 30: Tx mode, Keep the EUT in transmitting mode.

#### 6.2.2 Test Setup Diagram



#### 6.2.3 Measurement Data

Please refer to Appendix for NR test data.

## Compliance Certification Services (Kunshan) Inc. Shenzhen Branch

SZCCS-TRF-01 Rev. A/0 Aug01,2022

Report No.: FYCR221200050601

Page:

15 of 28

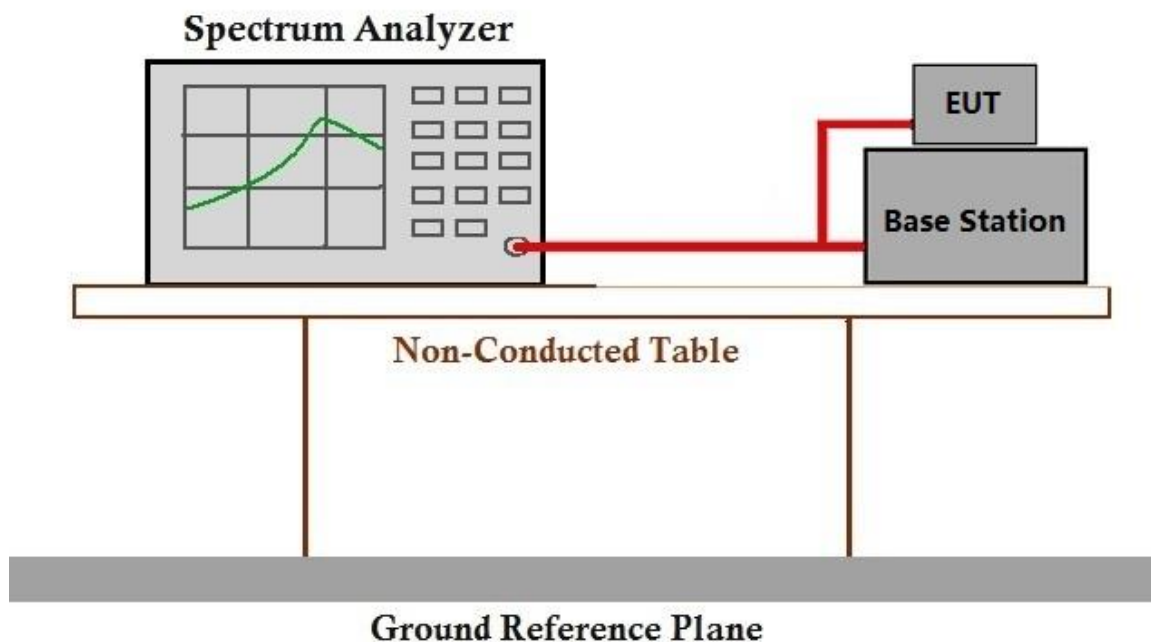
### 6.3 Bandwidth

Test Requirement: §2.1049(h)  
 Test Method: ANSI C63.26-2015, KDB 971168 D01 v03r01  
 Limit: OBW: No limit  
 EBW: No limit

#### 6.3.1 E.U.T. Operation

Operating Environment:  
 Temperature: 21.5 °C Humidity: 53.5 % RH Atmospheric Pressure: 1020 mbar  
 Test mode 30: Tx mode, Keep the EUT in transmitting mode.

#### 6.3.2 Test Setup Diagram



#### 6.3.3 Measurement Data

Please refer to Appendix for NR test data.



Unless otherwise agreed in writing, this document is issued by the Company subject to its General Conditions of Service printed overleaf, available on request or accessible at <http://www.sgs.com/en/Terms-and-Conditions.aspx> and, for electronic format documents, subject to Terms and Conditions for Electronic Documents at <http://www.sgs.com/en/Terms-and-Conditions/Terms-e-Documents.aspx>. Attention is drawn to the limitation of liability, indemnification and jurisdiction issues defined therein. Any holder of this document is advised that information contained hereon reflects the Company's findings at the time of its intervention only and within the limits of Client's instructions, if any. The Company's sole responsibility is to its Client and this document does not exonerate parties to a transaction from exercising all their rights and obligations under the transaction documents. This document cannot be reproduced except in full, without prior written approval of the Company. Any unauthorized alteration, forgery or falsification of the content or appearance of this document is unlawful and offenders may be prosecuted to the fullest extent of the law. Unless otherwise stated the results shown in this test report refer only to the sample(s) tested and such sample(s) are retained for 30 days only.  
 Attention: To check the authenticity of testing /inspection report & certificate, please contact us at telephone: (86-755) 8307 1443, or email: [CN.Doccheck@sgs.com](mailto:CN.Doccheck@sgs.com)

Fuyong lab, Xinlong TechnoPark, Fengtang Road, Fuyong Subdistrict, Bao'an, Shenzhen, China 518103 t (86-755) 88663988 f (86-755) 26710594 www.sgsgroup.com.cn  
 中国·深圳·宝安区福永街道凤塘大道鑫龙科技园福永实验室 邮编: 518103 t (86-755) 88663988 f (86-755) 26710594 sgs.china@sgs.com

### 6.4 Band Edge Compliance

Test Requirement: §2.1051, §96.41(e)

Test Method: ANSI C63.26-2015, KDB 971168 D01 v03r01

Limit: For n48/n78(3550MHz-3700MHz):

Emission outside the fundamental emission (whether in or outside of the authorized band) shall not exceed -13 dBm/MHz within 0 to B megahertz (where B is the bandwidth in megahertz).

At all frequencies greater than B megahertz above the upper CBSD assigned channel edge and less than B megahertz below the lower CBSD-assigned channel edge, the conducted power of any End User Device emission shall not exceed -25 dBm/MHz.

Emissions below 3530MHz or above 3720 MHz shall not exceed -40dBm/MHz

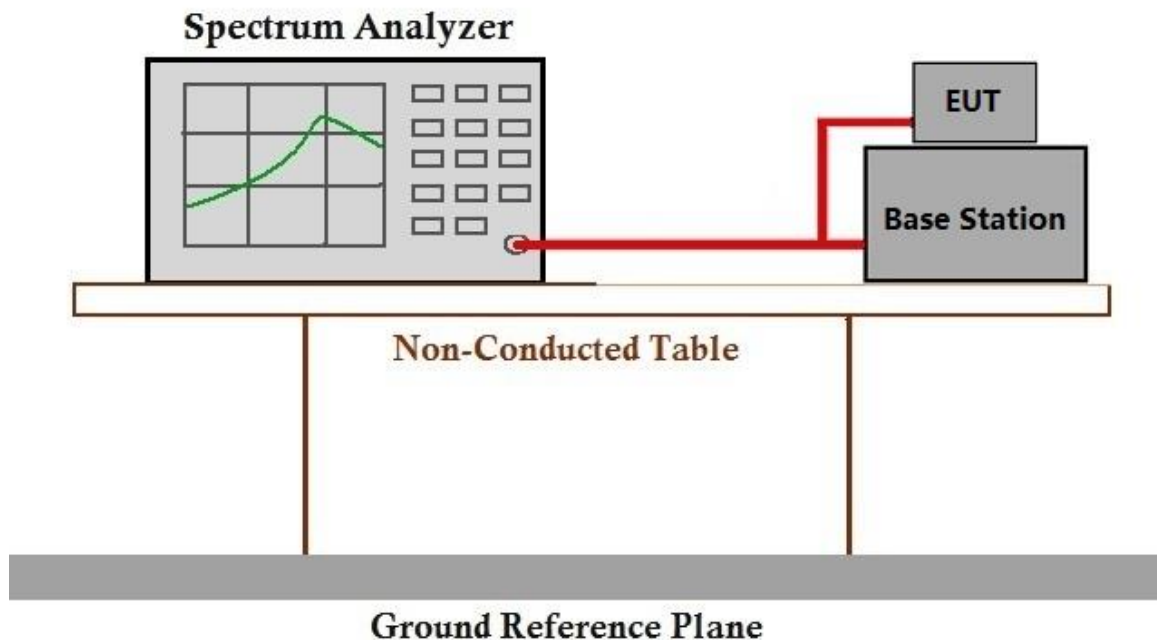
#### 6.4.1 E.U.T. Operation

Operating Environment:

Temperature: 21.5 °C Humidity: 53.5 % RH Atmospheric Pressure: 1020 mbar

Test mode 30: Tx mode, Keep the EUT in transmitting mode.

#### 6.4.2 Test Setup Diagram



#### 6.4.3 Measurement Data

Please refer to Appendix for NR test data.



Unless otherwise agreed in writing, this document is issued by the Company subject to its General Conditions of Service printed overleaf, available on request or accessible at <http://www.sgs.com/en/Terms-and-Conditions.aspx> and, for electronic format documents, subject to Terms and Conditions for Electronic Documents at <http://www.sgs.com/en/Terms-and-Conditions/Terms-e-Documents.aspx>. Attention is drawn to the limitation of liability, indemnification and jurisdiction issues defined therein. Any holder of this document is advised that information contained hereon reflects the Company's findings at the time of its intervention only and within the limits of Client's instructions, if any. The Company's sole responsibility is to its Client and this document does not exonerate parties to a transaction from exercising all their rights and obligations under the transaction documents. This document cannot be reproduced except in full, without prior written approval of the Company. Any unauthorized alteration, forgery or falsification of the content or appearance of this document is unlawful and offenders may be prosecuted to the fullest extent of the law. Unless otherwise stated the results shown in this report refer only to the sample(s) tested and such sample(s) are retained for 30 days only.

Attention: To check the authenticity of testing /inspection report & certificate, please contact us at telephone: (86-755) 8307 1443, or email: [CN.Doccheck@sgs.com](mailto:CN.Doccheck@sgs.com)

Fuyong lab, Xinlong TechnoPark, Fengtang Road, Fuyong Subdistrict, Bao'an, Shenzhen, China 518103 t (86-755) 88663988 f (86-755) 26710594 www.sgsgroup.com.cn  
中国·深圳·宝安区福永街道凤塘大道鑫龙科技园福永实验室 邮编: 518103 t (86-755) 88663988 f (86-755) 26710594 sgs.china@sgs.com

### 6.5 Spurious emissions at antenna terminals

Test Requirement: §2.1051, §96.41(e)

Test Method: ANSI C63.26-2015, KDB 971168 D01 v03r01

Limit: For n48/n78(3550MHz-3700MHz):

Emission outside the fundamental emission (whether in or outside of the authorized band) shall not exceed -13 dBm/MHz within 0 to B megahertz (where B is the bandwidth in megahertz).

At all frequencies greater than B megahertz above the upper CBSD assigned channel edge and less than B megahertz below the lower CBSD-assigned channel edge, the conducted power of any End User Device emission shall not exceed -25 dBm/MHz.

Emissions below 3530MHz or above 3720 MHz shall not exceed -40dBm/MHz

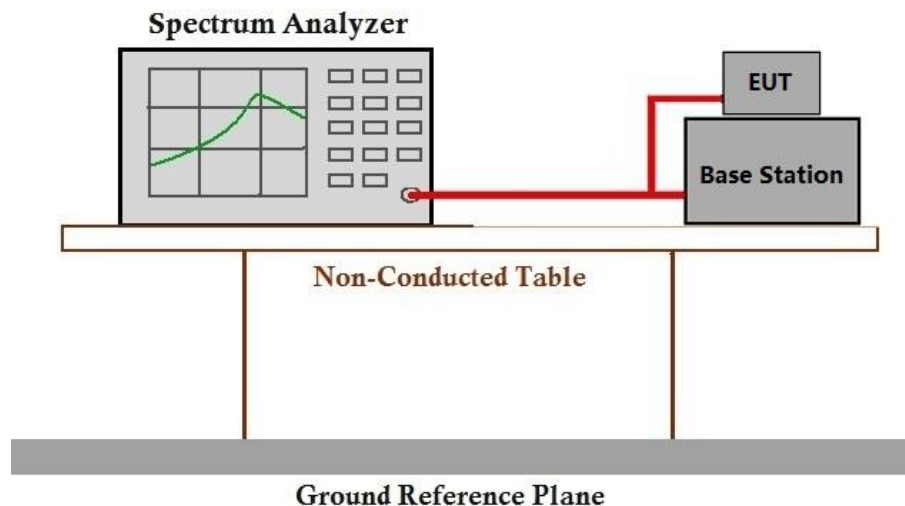
#### 6.5.1 E.U.T. Operation

Operating Environment:

Temperature: 21.5 °C Humidity: 53.5 % RH Atmospheric Pressure: 1020 mbar

Test mode 30: Tx mode, Keep the EUT in transmitting mode.

#### 6.5.2 Test Setup Diagram



#### 6.5.3 Measurement Data

Please refer to Appendix for NR test data.

## Compliance Certification Services (Kunshan) Inc. Shenzhen Branch

SZCCS-TRF-01 Rev. A/0 Aug01,2022

Report No.: FYCR221200050601

Page:

18 of 28

### 6.6 Field strength of spurious radiation

Test Requirement: §2.1051, §96.41(e)

Test Method: ANSI C63.26-2015, KDB 971168 D01 v03r01

Limit: For **n48/n78(3550MHz-3700MHz)**:

Emission outside the fundamental emission (whether in or outside of the authorized band) shall not exceed -13 dBm/MHz within 0 to B megahertz (where B is the bandwidth in megahertz).

At all frequencies greater than B megahertz above the upper CBSD assigned channel edge and less than B megahertz below the lower CBSD-assigned channel edge, the conducted power of any End User Device emission shall not exceed -25 dBm/MHz.

Emissions below 3530MHz or above 3720 MHz shall not exceed -40dBm/MHz

#### 6.6.1 E.U.T. Operation

Operating Environment:

Temperature: 20.5 °C Humidity: 49.5 % RH Atmospheric Pressure: 1020 mbar

Test mode 30: Tx mode, Keep the EUT in transmitting mode.

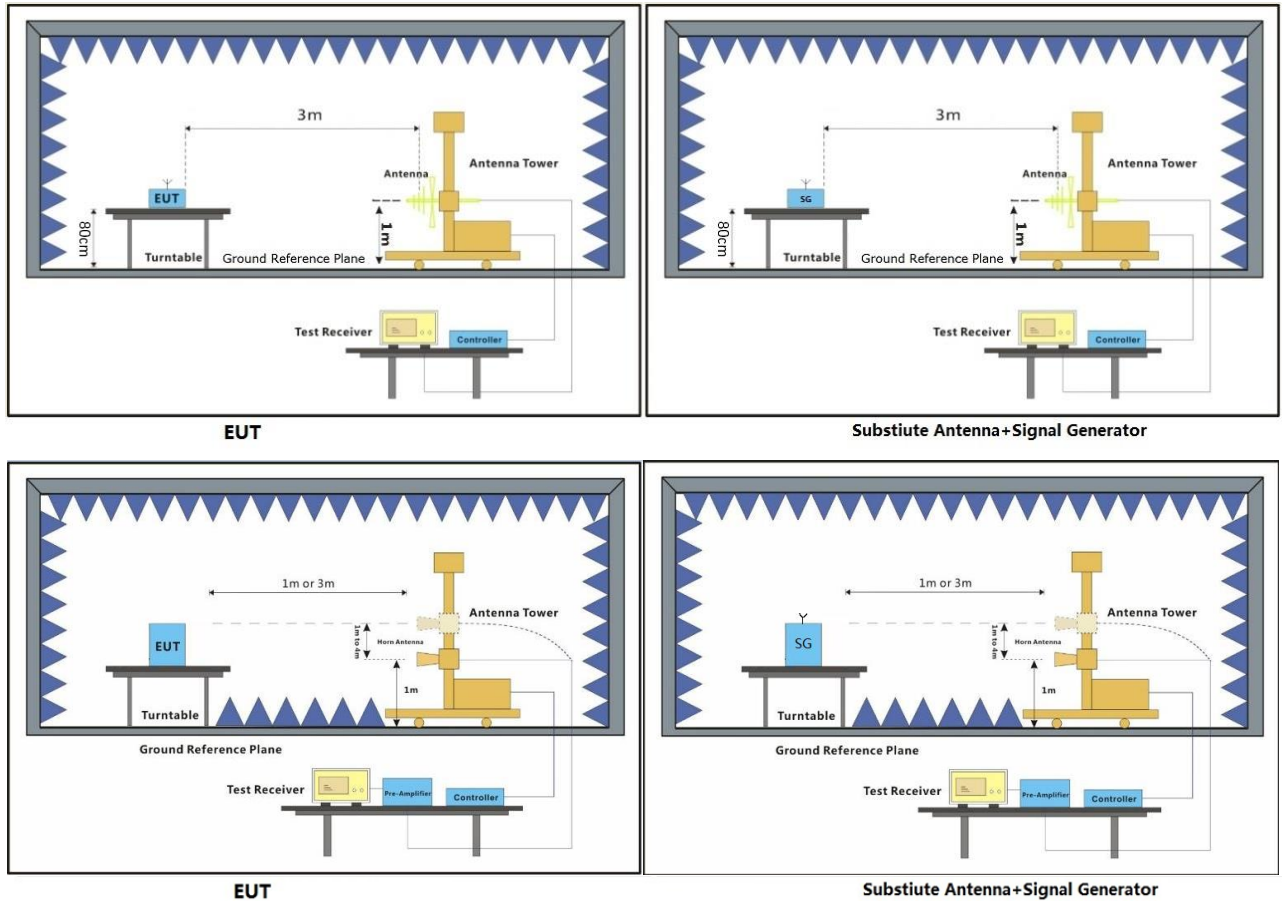


Unless otherwise agreed in writing, this document is issued by the Company subject to its General Conditions of Service printed overleaf, available on request or accessible at <http://www.sgs.com/en/Terms-and-Conditions.aspx> and, for electronic format documents, subject to Terms and Conditions for Electronic Documents at <http://www.sgs.com/en/Terms-and-Conditions/Terms-e-Documents.aspx>. Attention is drawn to the limitation of liability, indemnification and jurisdiction issues defined therein. Any holder of this document is advised that information contained hereon reflects the Company's findings at the time of its intervention only and within the limits of Client's instructions, if any. The Company's sole responsibility is to its Client and this document does not exonerate parties to a transaction from exercising all their rights and obligations under the transaction documents. This document cannot be reproduced except in full, without prior written approval of the Company. Any unauthorized alteration, forgery or falsification of the content or appearance of this document is unlawful and offenders may be prosecuted to the fullest extent of the law. Unless otherwise stated the results shown in this test report refer only to the sample(s) tested and such sample(s) are retained for 30 days only.  
Attention: To check the authenticity of testing /inspection report & certificate, please contact us at telephone: (86-755) 8307 1443, or email: [CN.Doccheck@sgs.com](mailto:CN.Doccheck@sgs.com)

Fuyong lab, Xinlong TechnoPark, Fengtang Road, Fuyong Subdistrict, Bao'an, Shenzhen, China 518103 t (86-755) 88663988 f (86-755) 26710594 www.sgs.com.cn  
中国·深圳·宝安区福永街道凤塘大道鑫龙科技园福永实验室 邮编: 518103 t (86-755) 88663988 f (86-755) 26710594 sgs.china@sgs.com



### 6.6.2 Test Setup Diagram



## Compliance Certification Services (Kunshan) Inc. Shenzhen Branch

SZCCS-TRF-01 Rev. A/0 Aug01,2022

Report No.: FYCR221200050601

Page:

20 of 28

### 6.6.3 Measurement Procedure and Data

#### Test Procedure:

- (1) On a test site, the EUT shall be placed on a turntable and in the position closest to the normal use as declared by the user.
- (2) The test antenna shall be oriented initially for vertical polarization located 3m from the EUT to correspond to the transmitter.
- (3) The output of the antenna shall be connected to the measuring receiver and either a peak or quasi-peak detector was used for the measurement as indicated on the report. The detector selection is based on how close the emission level was approaching the limit.
- (4) The transmitter shall be switched on; if possible, without the modulation and the measurement receiver shall be tuned to the frequency of the transmitter under test.
- (5) The test antenna shall be raised and lowered through the specified range of height until the measuring receiver detects a maximum signal level.
- (6) The transmitter shall then be rotated through 360° in the horizontal plane, until the maximum signal level is detected by the measuring receiver.
- (7) The test antenna shall be raised and lowered again through the specified range of height until the measuring receiver detects a maximum signal level.
- (8) The maximum signal level detected by the measuring receiver shall be noted.
- (9) The measurement shall be repeated with the test antenna set to horizontal polarization.
- (10) Replace the antenna with a proper Antenna (substitution antenna).
- (11) The substitution antenna shall be oriented for vertical polarization and, if necessary, the length of the substitution antenna shall be adjusted to correspond to the frequency of transmitting.
- (12) The substitution antenna shall be connected to a calibrated signal generator.
- (13) If necessary, the input attenuator setting of the measuring receiver shall be adjusted in order to increase the sensitivity of the measuring receiver.
- (14) The test antenna shall be raised and lowered through the specified range of the height to ensure that the maximum signal is received.
- (15) The input signal to substitution antenna shall be adjusted to the level that produces a level detected by the measuring receiver, that is equal to the level noted while the transmitter radiated power was measured, corrected for the change of input attenuation setting of the measuring receiver.
- (16) The input level to the substitution antenna shall be recorded as power level in dBm, corrected for any change of input attenuator setting of the measuring receiver.
- (17) The measurement shall be repeated with the test antenna and the substitution antenna oriented for horizontal polarization.



Unless otherwise agreed in writing, this document is issued by the Company subject to its General Conditions of Service printed overleaf, available on request or accessible at <http://www.sgs.com/en/Terms-and-Conditions.aspx> and, for electronic format documents, subject to Terms and Conditions for Electronic Documents at <http://www.sgs.com/en/Terms-and-Conditions/Terms-e-Documents.aspx>. Attention is drawn to the limitation of liability, indemnification and jurisdiction issues defined therein. Any holder of this document is advised that information contained hereon reflects the Company's findings at the time of its intervention only and within the limits of Client's instructions, if any. The Company's sole responsibility is to its Client and this document does not exonerate parties to a transaction from exercising all their rights and obligations under the transaction documents. This document cannot be reproduced except in full, without prior written approval of the Company. Any unauthorized alteration, forgery or falsification of the content or appearance of this document is unlawful and offenders may be prosecuted to the fullest extent of the law. Unless otherwise stated the results shown in this test report refer only to the sample(s) tested and such sample(s) are retained for 30 days only.  
Attention: To check the authenticity of testing /inspection report & certificate, please contact us at telephone: (86-755) 8307 1443, or email: [CN.Doccheck@sgs.com](mailto:CN.Doccheck@sgs.com)

Fuyong lab, Xinlong TechnoPark, Fengtang Road, Fuyong Subdistrict, Bao'an, Shenzhen, China 518103 t (86-755) 88663988 f (86-755) 26710594 [www.sgsgroup.com.cn](http://www.sgsgroup.com.cn)  
中国·深圳·宝安区福永街道凤塘大道鑫龙科技园福永实验室 邮编: 518103 t (86-755) 88663988 f (86-755) 26710594 [sgs.china@sgs.com](mailto:sgs.china@sgs.com)

# Compliance Certification Services (Kunshan) Inc. Shenzhen Branch

SZCCS-TRF-01 Rev. A/0 Aug01,2022

Report No.: FYCR221200050601

Page:

21 of 28

n48-Low channel, Modulation: DFT-s-OFDM QPSK, Bandwidth: 20MHz, 1 RB0								
Frequency (MHz)	EIRP (dBm)	Limit(dBm)	Over Limit (dB)	S.G. Power (dBm)	Cable loss (dB)	Antenna Gain (dBi)	Polarization (H/V)	Result
7120.02	-59.49	-40	-19.49	-63.03	8.19	11.73	Horizontal	Pass
10680.03	-55.47	-40	-15.47	-57.89	11.06	13.48	Horizontal	Pass
14240.04	-53.89	-40	-13.89	-56.9	11.48	14.49	Horizontal	Pass
7120.02	-58.69	-40	-18.69	-62.23	8.19	11.73	Vertical	Pass
10680.03	-56.3	-40	-16.3	-58.72	11.06	13.48	Vertical	Pass
14240.04	-54.34	-40	-14.34	-57.35	11.48	14.49	Vertical	Pass

n48-Middle channel, DFT-s-OFDM QPSK, Bandwidth: 20MHz, 1 RB0								
Frequency (MHz)	EIRP (dBm)	Limit(dBm)	Over Limit (dB)	S.G. Power (dBm)	Cable loss (dB)	Antenna Gain (dBi)	Polarization (H/V)	Result
7249.98	-59.25	-40	-19.25	-62.79	8.19	11.73	Horizontal	Pass
10874.97	-54.97	-40	-14.97	-57.39	11.06	13.48	Horizontal	Pass
14499.96	-53.78	-40	-13.78	-56.79	11.48	14.49	Horizontal	Pass
7249.98	-59.43	-40	-19.43	-62.97	8.19	11.73	Vertical	Pass
10874.97	-55.11	-40	-15.11	-57.53	11.06	13.48	Vertical	Pass
14499.96	-53.85	-40	-13.85	-56.86	11.48	14.49	Vertical	Pass

n48-High channel, DFT-s-OFDM QPSK, Bandwidth: 20MHz, 1 RB0								
Frequency (MHz)	EIRP (dBm)	Limit(dBm)	Over Limit (dB)	S.G. Power (dBm)	Cable loss (dB)	Antenna Gain (dBi)	Polarization (H/V)	Result
7380	-59.23	-40	-19.23	-62.77	8.19	11.73	Horizontal	Pass
11070	-53.9	-40	-13.9	-56.19	11.36	13.65	Horizontal	Pass
14760	-50.96	-40	-10.96	-53.86	11.4	14.3	Horizontal	Pass
7380	-58.8	-40	-18.8	-62.34	8.19	11.73	Vertical	Pass
11070	-54.31	-40	-14.31	-56.6	11.36	13.65	Vertical	Pass
14760	-51.06	-40	-11.06	-53.96	11.4	14.3	Vertical	Pass



Unless otherwise agreed in writing, this document is issued by the Company subject to its General Conditions of Service printed overleaf, available on request or accessible at <http://www.sgs.com/en/Terms-and-Conditions.aspx> and, for electronic format documents, subject to Terms and Conditions for Electronic Documents at <http://www.sgs.com/en/Terms-and-Conditions/Terms-e-Documents.aspx>. Attention is drawn to the limitation of liability, indemnification and jurisdiction issues defined therein. Any holder of this document is advised that information contained hereon reflects the Company's findings at the time of its intervention only and within the limits of Client's instructions, if any. The Company's sole responsibility is to its Client and this document does not exonerate parties to a transaction from exercising all their rights and obligations under the transaction documents. This document cannot be reproduced except in full, without prior written approval of the Company. Any unauthorized alteration, forgery or falsification of the content or appearance of this document is unlawful and offenders may be prosecuted to the fullest extent of the law. Unless otherwise stated the results shown in this test report refer only to the sample(s) tested and such sample(s) are retained for 30 days only.  
Attention: To check the authenticity of testing / inspection report & certificate, please contact us at telephone: (86-755) 8307 1443, or email: [CN.Doccheck@sgs.com](mailto:CN.Doccheck@sgs.com)

Fuyong lab, Xinlong TechnoPark, Fengtang Road, Fuyong Subdistrict, Bao'an, Shenzhen, China 518103 t (86-755) 88663988 f (86-755) 26710594 www.sgsgroup.com.cn  
中国·深圳·宝安区福永街道凤塘大道鑫龙科技园福永实验室 邮编: 518103 t (86-755) 88663988 f (86-755) 26710594 sgs.china@sgs.com



# Compliance Certification Services (Kunshan) Inc. Shenzhen Branch

SZCCS-TRF-01 Rev. A/0 Aug01,2022

Report No.: FYCR221200050601

Page:

22 of 28

n48-Low channel, Modulation: DFT-s-OFDM QPSK, Bandwidth: 40MHz, 1 RB0								
Frequency (MHz)	EIRP (dBm)	Limit(dBm)	Over Limit (dB)	S.G. Power (dBm)	Cable loss (dB)	Antenna Gain (dBi)	Polarization (H/V)	Result
7140	-59.96	-40	-19.96	-63.5	8.19	11.73	Horizontal	Pass
10710	-56.68	-40	-16.68	-59.1	11.06	13.48	Horizontal	Pass
14280	-53.85	-40	-13.85	-56.86	11.48	14.49	Horizontal	Pass
7140	-59.72	-40	-19.72	-63.26	8.19	11.73	Vertical	Pass
10710	-55.82	-40	-15.82	-58.24	11.06	13.48	Vertical	Pass
14280	-54.61	-40	-14.61	-57.62	11.48	14.49	Vertical	Pass

n48-Middle channel, DFT-s-OFDM QPSK, Bandwidth: 40MHz, 1 RB0								
Frequency (MHz)	EIRP (dBm)	Limit(dBm)	Over Limit (dB)	S.G. Power (dBm)	Cable loss (dB)	Antenna Gain (dBi)	Polarization (H/V)	Result
7249.98	-59.98	-40	-19.98	-63.52	8.19	11.73	Horizontal	Pass
10874.97	-55.83	-40	-15.83	-58.25	11.06	13.48	Horizontal	Pass
14499.96	-53.24	-40	-13.24	-56.25	11.48	14.49	Horizontal	Pass
7249.98	-59.16	-40	-19.16	-62.7	8.19	11.73	Vertical	Pass
10874.97	-55.33	-40	-15.33	-57.75	11.06	13.48	Vertical	Pass
14499.96	-53.27	-40	-13.27	-56.28	11.48	14.49	Vertical	Pass

n48-High channel, DFT-s-OFDM QPSK, Bandwidth: 40MHz, 1 RB0								
Frequency (MHz)	EIRP (dBm)	Limit(dBm)	Over Limit (dB)	S.G. Power (dBm)	Cable loss (dB)	Antenna Gain (dBi)	Polarization (H/V)	Result
7359.96	-59.2	-40	-19.2	-62.74	8.19	11.73	Horizontal	Pass
11039.94	-55.4	-40	-15.4	-57.69	11.36	13.65	Horizontal	Pass
14719.92	-51.82	-40	-11.82	-54.72	11.4	14.3	Horizontal	Pass
7359.96	-59.2	-40	-19.2	-62.74	8.19	11.73	Vertical	Pass
11039.94	-55.28	-40	-15.28	-57.57	11.36	13.65	Vertical	Pass
14719.92	-51.32	-40	-11.32	-54.22	11.4	14.3	Vertical	Pass



Unless otherwise agreed in writing, this document is issued by the Company subject to its General Conditions of Service printed overleaf, available on request or accessible at <http://www.sgs.com/en/Terms-and-Conditions.aspx> and, for electronic format documents, subject to Terms and Conditions for Electronic Documents at <http://www.sgs.com/en/Terms-and-Conditions/Terms-e-Documents.aspx>. Attention is drawn to the limitation of liability, indemnification and jurisdiction issues defined therein. Any holder of this document is advised that information contained hereon reflects the Company's findings at the time of its intervention only and within the limits of Client's instructions, if any. The Company's sole responsibility is to its Client and this document does not exonerate parties to a transaction from exercising all their rights and obligations under the transaction documents. This document cannot be reproduced except in full, without prior written approval of the Company. Any unauthorized alteration, forgery or falsification of the content or appearance of this document is unlawful and offenders may be prosecuted to the fullest extent of the law. Unless otherwise stated the results shown in this test report refer only to the sample(s) tested and such sample(s) are retained for 30 days only.

Attention: To check the authenticity of testing /inspection report & certificate, please contact us at telephone: (86-755) 83071443, or email: [CN.Doccheck@sgs.com](mailto:CN.Doccheck@sgs.com)

Fuyong lab, Xinlong TechnoPark, Fengtang Road, Fuyong Subdistrict, Bao'an, Shenzhen, China 518103 t (86-755) 88663988 f (86-755) 26710594 [www.sgs.com](http://www.sgs.com)  
 中国·深圳·宝安区福永街道凤塘大道鑫龙科技园福永实验室 邮编: 518103 t (86-755) 88663988 f (86-755) 26710594 [sgs.china@sgs.com](mailto:sgs.china@sgs.com)

# Compliance Certification Services (Kunshan) Inc. Shenzhen Branch

SZCCS-TRF-01 Rev. A/0 Aug01,2022

Report No.: FYCR221200050601

Page:

23 of 28

n78-Low channel, Modulation: DFT-s-OFDM QPSK, Bandwidth: 20MHz, 1 RB0								
Frequency (MHz)	EIRP (dBm)	Limit(dBm)	Over Limit (dB)	S.G. Power (dBm)	Cable loss (dB)	Antenna Gain (dBi)	Polarization (H/V)	Result
7120.02	-62.98	-40	-22.98	-66.52	8.19	11.73	Horizontal	Pass
10680.03	-58.72	-40	-18.72	-61.14	11.06	13.48	Horizontal	Pass
14240.04	-54.43	-40	-14.43	-57.44	11.48	14.49	Horizontal	Pass
7120.02	-62.28	-40	-22.28	-65.82	8.19	11.73	Vertical	Pass
10680.03	-58.39	-40	-18.39	-60.81	11.06	13.48	Vertical	Pass
14240.04	-53.83	-40	-13.83	-56.84	11.48	14.49	Vertical	Pass

n78-Middle channel, Modulation: DFT-s-OFDM QPSK, Bandwidth: 20MHz, 1 RB0								
Frequency (MHz)	EIRP (dBm)	Limit(dBm)	Over Limit (dB)	S.G. Power (dBm)	Cable loss (dB)	Antenna Gain (dBi)	Polarization (H/V)	Result
7249.98	-61.43	-40	-21.43	-64.97	8.19	11.73	Horizontal	Pass
10874.97	-57.14	-40	-17.14	-59.56	11.06	13.48	Horizontal	Pass
14499.96	-56.35	-40	-16.35	-59.36	11.48	14.49	Horizontal	Pass
7249.98	-60.77	-40	-20.77	-64.31	8.19	11.73	Vertical	Pass
10874.97	-57.28	-40	-17.28	-59.7	11.06	13.48	Vertical	Pass
14499.96	-56.24	-40	-16.24	-59.25	11.48	14.49	Vertical	Pass

n78-High channel, Modulation: DFT-s-OFDM QPSK, Bandwidth: 20MHz, 1 RB0								
Frequency (MHz)	EIRP (dBm)	Limit(dBm)	Over Limit (dB)	S.G. Power (dBm)	Cable loss (dB)	Antenna Gain (dBi)	Polarization (H/V)	Result
7380	-60.18	-40	-20.18	-63.72	8.19	11.73	Horizontal	Pass
11070	-54.27	-40	-14.27	-56.56	11.36	13.65	Horizontal	Pass
14760	-50.84	-40	-10.84	-53.74	11.4	14.3	Horizontal	Pass
7380	-60.42	-40	-20.42	-63.96	8.19	11.73	Vertical	Pass
11070	-54.22	-40	-14.22	-56.51	11.36	13.65	Vertical	Pass
14760	-50.05	-40	-10.05	-52.95	11.4	14.3	Vertical	Pass



Unless otherwise agreed in writing, this document is issued by the Company subject to its General Conditions of Service printed overleaf, available on request or accessible at <http://www.sgs.com/en/Terms-and-Conditions.aspx> and, for electronic format documents, subject to Terms and Conditions for Electronic Documents at <http://www.sgs.com/en/Terms-and-Conditions/Terms-e-Documents.aspx>. Attention is drawn to the limitation of liability, indemnification and jurisdiction issues defined therein. Any holder of this document is advised that information contained hereon reflects the Company's findings at the time of its intervention only and within the limits of Client's instructions, if any. The Company's sole responsibility is to its Client and this document does not exonerate parties to a transaction from exercising all their rights and obligations under the transaction documents. This document cannot be reproduced except in full, without prior written approval of the Company. Any unauthorized alteration, forgery or falsification of the content or appearance of this document is unlawful and offenders may be prosecuted to the fullest extent of the law. Unless otherwise stated the results shown in this test report refer only to the sample(s) tested and such sample(s) are retained for 30 days only.

Attention: To check the authenticity of testing /inspection report & certificate, please contact us at telephone: (86-755) 8307 1443, or email: [CN.Doccheck@sgs.com](mailto:CN.Doccheck@sgs.com)

Fuyong lab, Xinlong TechnoPark, Fengtang Road, Fuyong Subdistrict, Bao'an, Shenzhen, China 518103 t (86-755) 88663988 f (86-755) 26710594 [www.sgs.com.cn](http://www.sgs.com.cn)  
中国·深圳·宝安区福永街道凤塘大道鑫龙科技园福永实验室 邮编: 518103 t (86-755) 88663988 f (86-755) 26710594 [sgs.china@sgs.com](mailto:sgs.china@sgs.com)



## Compliance Certification Services (Kunshan) Inc. Shenzhen Branch

SZCCS-TRF-01 Rev. A/0 Aug01,2022

Report No.: FYCR221200050601

Page:

24 of 28

n78-Low channel, Modulation: DFT-s-OFDM QPSK, Bandwidth: 100MHz, 1 RB0								
Frequency (MHz)	EIRP (dBm)	Limit(dBm)	Over Limit (dB)	S.G. Power (dBm)	Cable loss (dB)	Antenna Gain (dBi)	Polarization (H/V)	Result
7200	-62.38	-40	-22.38	-65.92	8.19	11.73	Horizontal	Pass
10800	-57.21	-40	-17.21	-59.63	11.06	13.48	Horizontal	Pass
14400	-55.46	-40	-15.46	-58.47	11.48	14.49	Horizontal	Pass
7200	-62.81	-40	-22.81	-66.35	8.19	11.73	Vertical	Pass
10800	-57.97	-40	-17.97	-60.39	11.06	13.48	Vertical	Pass
14400	-54.16	-40	-14.16	-57.17	11.48	14.49	Vertical	Pass

n78-Middle channel, DFT-s-OFDM QPSK, Bandwidth: 100MHz, 1 RB0								
Frequency (MHz)	EIRP (dBm)	Limit(dBm)	Over Limit (dB)	S.G. Power (dBm)	Cable loss (dB)	Antenna Gain (dBi)	Polarization (H/V)	Result
7249.98	-61.1	-40	-21.1	-64.64	8.19	11.73	Horizontal	Pass
10874.97	-57.46	-40	-17.46	-59.88	11.06	13.48	Horizontal	Pass
14499.96	-56.21	-40	-16.21	-59.22	11.48	14.49	Horizontal	Pass
7249.98	-61.12	-40	-21.12	-64.66	8.19	11.73	Vertical	Pass
10874.97	-56.19	-40	-16.19	-58.61	11.06	13.48	Vertical	Pass
14499.96	-55.88	-40	-15.88	-58.89	11.48	14.49	Vertical	Pass

n78-High channel, DFT-s-OFDM QPSK, Bandwidth: 100MHz, 1 RB0								
Frequency (MHz)	EIRP (dBm)	Limit(dBm)	Over Limit (dB)	S.G. Power (dBm)	Cable loss (dB)	Antenna Gain (dBi)	Polarization (H/V)	Result
7299.96	-60.29	-40	-20.29	-63.83	8.19	11.73	Horizontal	Pass
10949.94	-54.4	-40	-14.4	-56.82	11.06	13.48	Horizontal	Pass
14599.92	-50.14	-40	-10.14	-53.04	11.4	14.3	Horizontal	Pass
7299.96	-59.3	-40	-19.3	-62.84	8.19	11.73	Vertical	Pass
10949.94	-55.63	-40	-15.63	-58.05	11.06	13.48	Vertical	Pass
14599.92	-50.54	-40	-10.54	-53.44	11.4	14.3	Vertical	Pass



Unless otherwise agreed in writing, this document is issued by the Company subject to its General Conditions of Service printed overleaf, available on request or accessible at <http://www.sgs.com/en/Terms-and-Conditions.aspx> and, for electronic format documents, subject to Terms and Conditions for Electronic Documents at <http://www.sgs.com/en/Terms-and-Conditions/Terms-e-Documents.aspx>. Attention is drawn to the limitation of liability, indemnification and jurisdiction issues defined therein. Any holder of this document is advised that information contained hereon reflects the Company's findings at the time of its intervention only and within the limits of Client's instructions, if any. The Company's sole responsibility is to its Client and this document does not exonerate parties to a transaction from exercising all their rights and obligations under the transaction documents. This document cannot be reproduced except in full, without prior written approval of the Company. Any unauthorized alteration, forgery or falsification of the content or appearance of this document is unlawful and offenders may be prosecuted to the fullest extent of the law. Unless otherwise stated the results shown in this test report refer only to the sample(s) tested and such sample(s) are retained for 30 days only.

Attention: To check the authenticity of testing / inspection report & certificate, please contact us at telephone: (86-755) 8307 1443, or email: [CN.Doccheck@sgs.com](mailto:CN.Doccheck@sgs.com)

Fuyong lab, Xinlong TechnoPark, Fengtang Road, Fuyong Subdistrict, Bao'an, Shenzhen, China 518103 t (86-755) 88663988 f (86-755) 26710594 [www.sgsgroup.com.cn](http://www.sgsgroup.com.cn)  
 中国·深圳·宝安区福永街道凤塘大道鑫龙科技园福永实验室 邮编: 518103 t (86-755) 88663988 f (86-755) 26710594 [sgs.china@sgs.com](mailto:sgs.china@sgs.com)



## Compliance Certification Services (Kunshan) Inc. Shenzhen Branch

SZCCS-TRF-01 Rev. A/0 Aug01,2022

Report No.: FYCR221200050601

Page:

25 of 28

Note: All modes have been tested and we found DFT-s-OFDM: QPSK test mode has the worst test result. Only record the worst test result.



Unless otherwise agreed in writing, this document is issued by the Company subject to its General Conditions of Service printed overleaf, available on request or accessible at <http://www.sgs.com/en/Terms-and-Conditions.aspx> and, for electronic format documents, subject to Terms and Conditions for Electronic Documents at <http://www.sgs.com/en/Terms-and-Conditions/Terms-e-Documents.aspx>. Attention is drawn to the limitation of liability, indemnification and jurisdiction issues defined therein. Any holder of this document is advised that information contained hereon reflects the Company's findings at the time of its intervention only and within the limits of Client's instructions, if any. The Company's sole responsibility is to its Client and this document does not exonerate parties to a transaction from exercising all their rights and obligations under the transaction documents. This document cannot be reproduced except in full, without prior written approval of the Company. Any unauthorized alteration, forgery or falsification of the content or appearance of this document is unlawful and offenders may be prosecuted to the fullest extent of the law. Unless otherwise stated the results shown in this test report refer only to the sample(s) tested and such sample(s) are retained for 30 days only.  
**Attention: To check the authenticity of testing /inspection report & certificate, please contact us at telephone: (86-755) 8307 1443, or email: CN.Doccheck@sgs.com**

Fuyong lab, Xinlong TechnoPark, Fengtang Road, Fuyong Subdistrict, Bao'an, Shenzhen, China 518103 t (86-755) 88663988 f (86-755) 26710594 www.sgs.com.cn  
中国·深圳·宝安区福永街道凤塘大道鑫龙科技园福永实验室 邮编: 518103 t (86-755) 88663988 f (86-755) 26710594 sgs.china@sgs.com

Member of the SGS Group (SGS SA)

## Compliance Certification Services (Kunshan) Inc. Shenzhen Branch

SZCCS-TRF-01 Rev. A/0 Aug01,2022

Report No.: FYCR221200050601

Page:

26 of 28

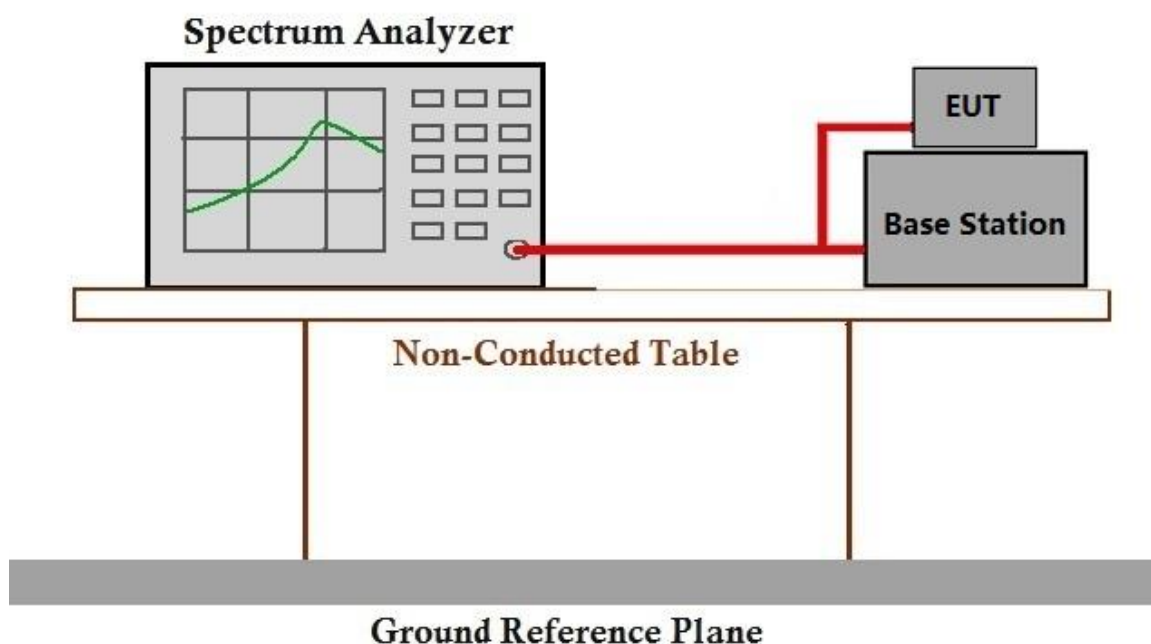
### 6.7 Frequency stability

Test Requirement: §2.1055  
 Test Method: ANSI C63.26-2015, KDB 971168 D01 v03r01  
 Limit:  $\leq \pm 2.5\text{ppm}$ .

#### 6.7.1 E.U.T. Operation

Operating Environment:  
 Temperature: 21.5 °C Humidity: 53.5 % RH Atmospheric Pressure: 1020 mbar  
 Test mode 30: Tx mode, Keep the EUT in transmitting mode.

#### 6.7.2 Test Setup Diagram



#### 6.7.3 Measurement Data

Please refer to Appendix for NR test data.



Unless otherwise agreed in writing, this document is issued by the Company subject to its General Conditions of Service printed overleaf, available on request or accessible at <http://www.sgs.com/en/Terms-and-Conditions.aspx> and, for electronic format documents, subject to Terms and Conditions for Electronic Documents at <http://www.sgs.com/en/Terms-and-Conditions/Terms-e-Documents.aspx>. Attention is drawn to the limitation of liability, indemnification and jurisdiction issues defined therein. Any holder of this document is advised that information contained hereon reflects the Company's findings at the time of its intervention only and within the limits of Client's instructions, if any. The Company's sole responsibility is to its Client and this document does not exonerate parties to a transaction from exercising all their rights and obligations under the transaction documents. This document cannot be reproduced except in full, without prior written approval of the Company. Any unauthorized alteration, forgery or falsification of the content or appearance of this document is unlawful and offenders may be prosecuted to the fullest extent of the law. Unless otherwise stated the results shown in this test report refer only to the sample(s) tested and such sample(s) are retained for 30 days only.  
 Attention: To check the authenticity of testing /inspection report & certificate, please contact us at telephone: (86-755) 8307 1443, or email: [CN.Doccheck@sgs.com](mailto:CN.Doccheck@sgs.com)

Fuyong lab, Xinlong TechnoPark, Fengtang Road, Fuyong Subdistrict, Bao'an, Shenzhen, China 518103 t (86-755) 88663988 f (86-755) 26710594 www.sgsgroup.com.cn  
 中国·深圳·宝安区福永街道凤塘大道鑫龙科技园福永实验室 邮编: 518103 t (86-755) 88663988 f (86-755) 26710594 sgs.china@sgs.com

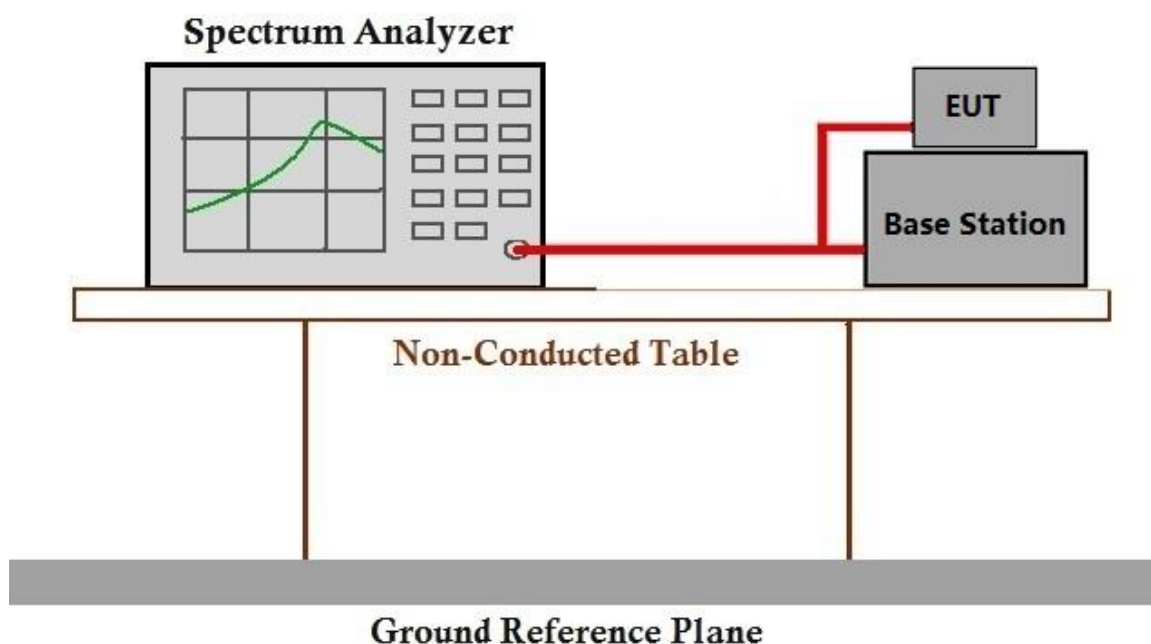
### 6.8 Modulation Characteristics

Test Requirement: §2.1047  
 Test Method: ANSI C63.26-2015, KDB 971168 D01 v03r01  
 Limit: Digital modulation

#### 6.8.1 E.U.T. Operation

Operating Environment:  
 Temperature: 21.5 °C Humidity: 53.5 % RH Atmospheric Pressure: 1020 mbar  
 Test mode 30: Tx mode, Keep the EUT in transmitting mode.

#### 6.8.2 Test Setup Diagram



#### 6.8.3 Measurement Data

Pass, it's a digital modulation device.

## 7 Test Setup Photo

Refer to Appendix - Test Setup Photo for FYCR2212000506AT

## 8 EUT Constructional Details (EUT Photos)

Refer to Appendix – External and Internal Photos for FYCR2212000506AT

- End of the Report -



Unless otherwise agreed in writing, this document is issued by the Company subject to its General Conditions of Service printed overleaf, available on request or accessible at <http://www.sgs.com/en/Terms-and-Conditions.aspx> and, for electronic format documents, subject to Terms and Conditions for Electronic Documents at <http://www.sgs.com/en/Terms-and-Conditions/Terms-e-Document.aspx>. Attention is drawn to the limitation of liability, indemnification and jurisdiction issues defined therein. Any holder of this document is advised that information contained hereon reflects the Company's findings at the time of its intervention only and within the limits of Client's instructions, if any. The Company's sole responsibility is to its Client and this document does not exonerate parties to a transaction from exercising all their rights and obligations under the transaction documents. This document cannot be reproduced except in full, without prior written approval of the Company. Any unauthorized alteration, forgery or falsification of the content or appearance of this document is unlawful and offenders may be prosecuted to the fullest extent of the law. Unless otherwise stated the results shown in this test report refer only to the sample(s) tested and such sample(s) are retained for 30 days only.  
**Attention: To check the authenticity of testing /inspection report & certificate, please contact us at telephone: (86-755) 8307 1443, or email: CN.Doccheck@sgs.com**

Fuyong lab, Xinlong TechnoPark, Fengtang Road, Fuyong Subdistrict, Bao'an, Shenzhen, China 518103 t (86-755) 88663988 f (86-755) 26710594 www.sgsgroup.com.cn  
中国·深圳·宝安区福永街道凤塘大道鑫龙科技园福永实验室 邮编: 518103 t (86-755) 88663988 f (86-755) 26710594 sgs.china@sgs.com