

Figure 1 – Top Side



Figure 2 – Bottom Side




Figure 3 - Transmit Antenna



Figure 4 - Radiated Emissions Below 30 MHz




Figure 5 - Radiated Emissions 30 MHz - 1 GHz




Figure 6 - Power Density measurement at 20 cm



Figure 7 - Frequency Stability

