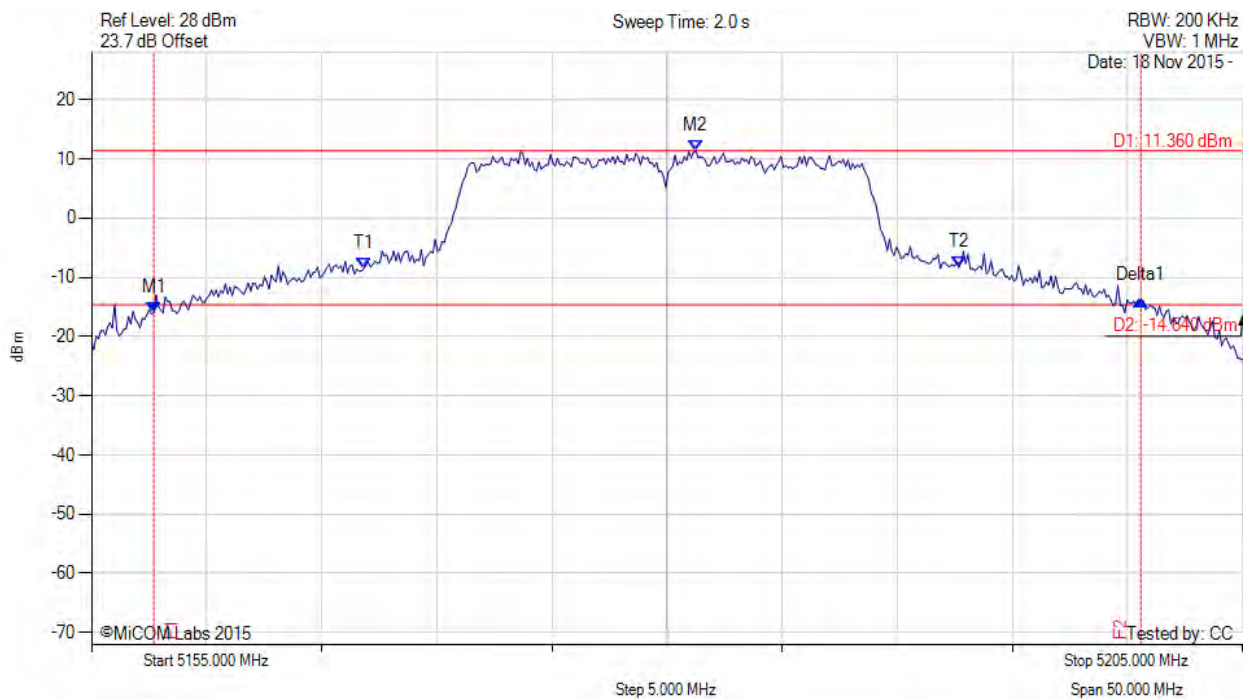


### A.1.2. 26 dB & 99% Bandwidth



#### 26 dB & 99% BANDWIDTH

Variant: 802.11a, Channel: 5180.00 MHz, Chain a, Temp: Ambient, Voltage: 15 Vdc



Analyser Setup	Marker:Frequency:Amplitude	Test Results
Detector = MAX PEAK Sweep Count = 0 RF Atten (dB) = 20 Trace Mode = MAX HOLD	M1 : 5157.705 MHz : -15.945 dBm M2 : 5181.253 MHz : 11.360 dBm Delta1 : 42.886 MHz : 2.099 dB T1 : 5166.824 MHz : -8.514 dBm T2 : 5192.675 MHz : -8.315 dBm OBW : 25.852 MHz	Measured 26 dB Bandwidth: 42.886 MHz Measured 99% Bandwidth: 25.852 MHz

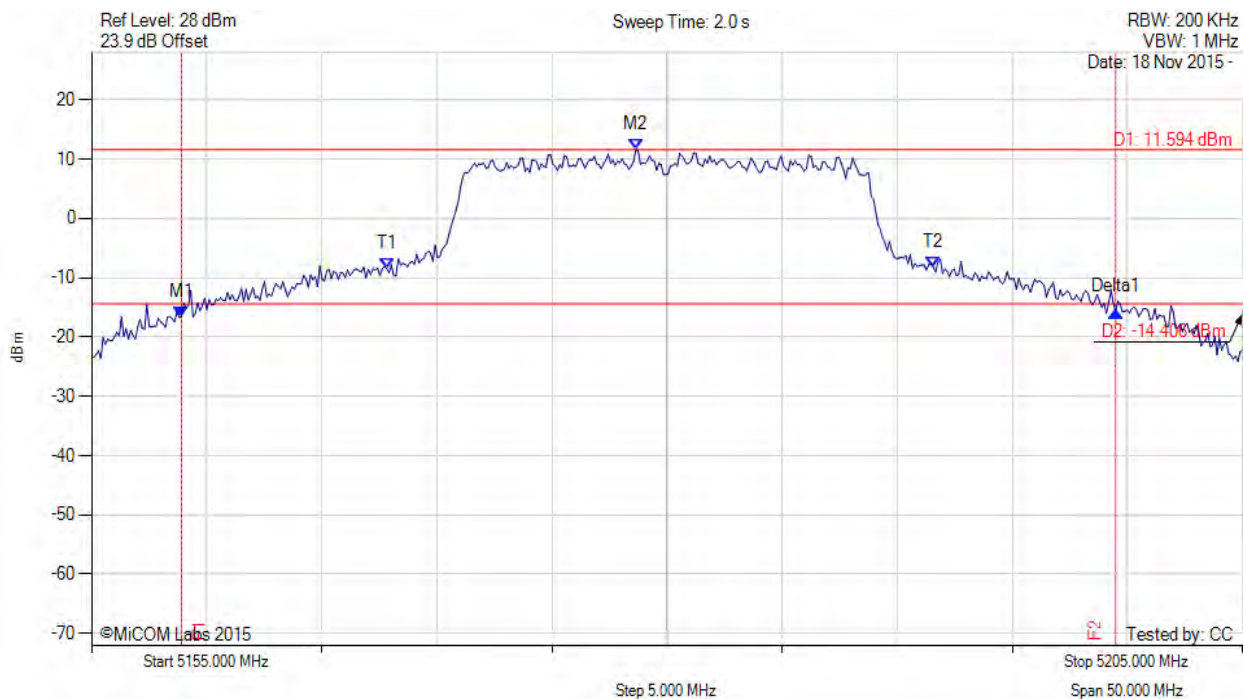
[back to matrix](#)





26 dB & 99% BANDWIDTH

Variant: 802.11a, Channel: 5180.00 MHz, Chain b, Temp: Ambient, Voltage: 15 Vdc



Analyser Setup	Marker:Frequency:Amplitude	Test Results
Detector = MAX PEAK Sweep Count = 0 RF Atten (dB) = 20 Trace Mode = MAX HOLD	M1 : 5158.908 MHz : -16.596 dBm M2 : 5178.647 MHz : 11.594 dBm Delta1 : 40.581 MHz : 0.879 dB T1 : 5167.826 MHz : -8.469 dBm T2 : 5191.573 MHz : -8.286 dBm OBW : 23.747 MHz	Measured 26 dB Bandwidth: 40.581 MHz Measured 99% Bandwidth: 23.747 MHz

[back to matrix](#)

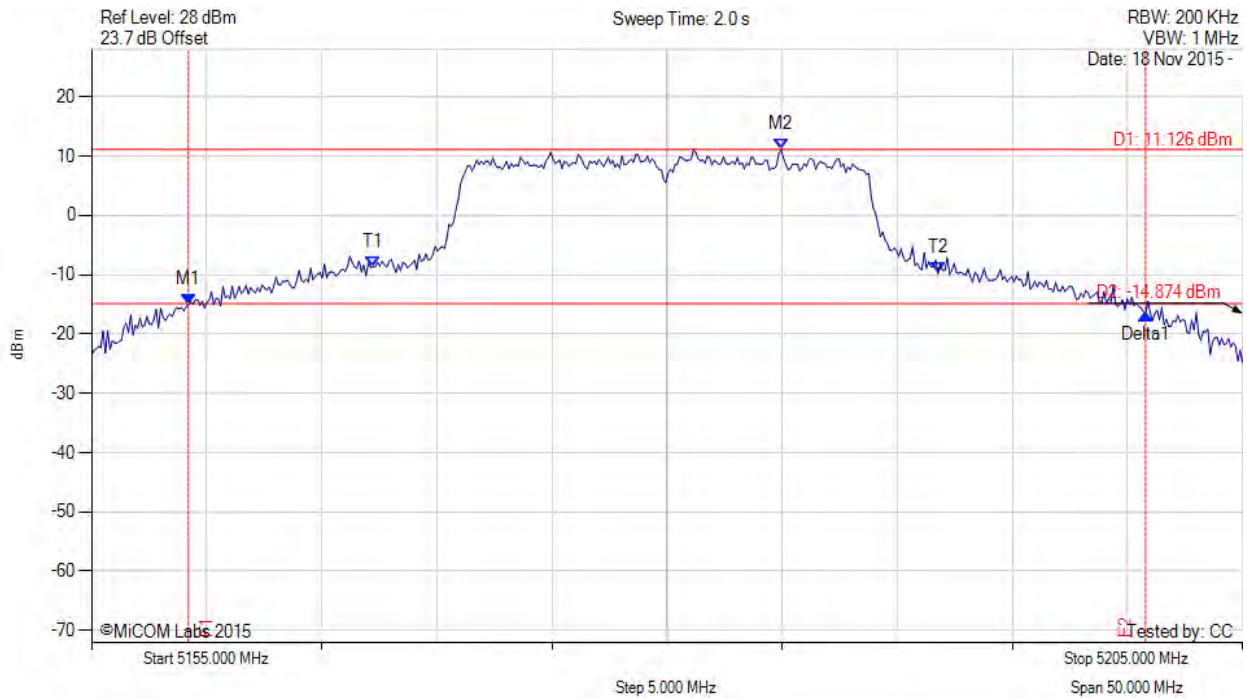
This test report may be reproduced in full only. The document may only be updated by MiCOM Labs personnel. Any changes will be noted in the Document History section of the report.





26 dB & 99% BANDWIDTH

Variant: 802.11a, Channel: 5180.00 MHz, Chain c, Temp: Ambient, Voltage: 15 Vdc

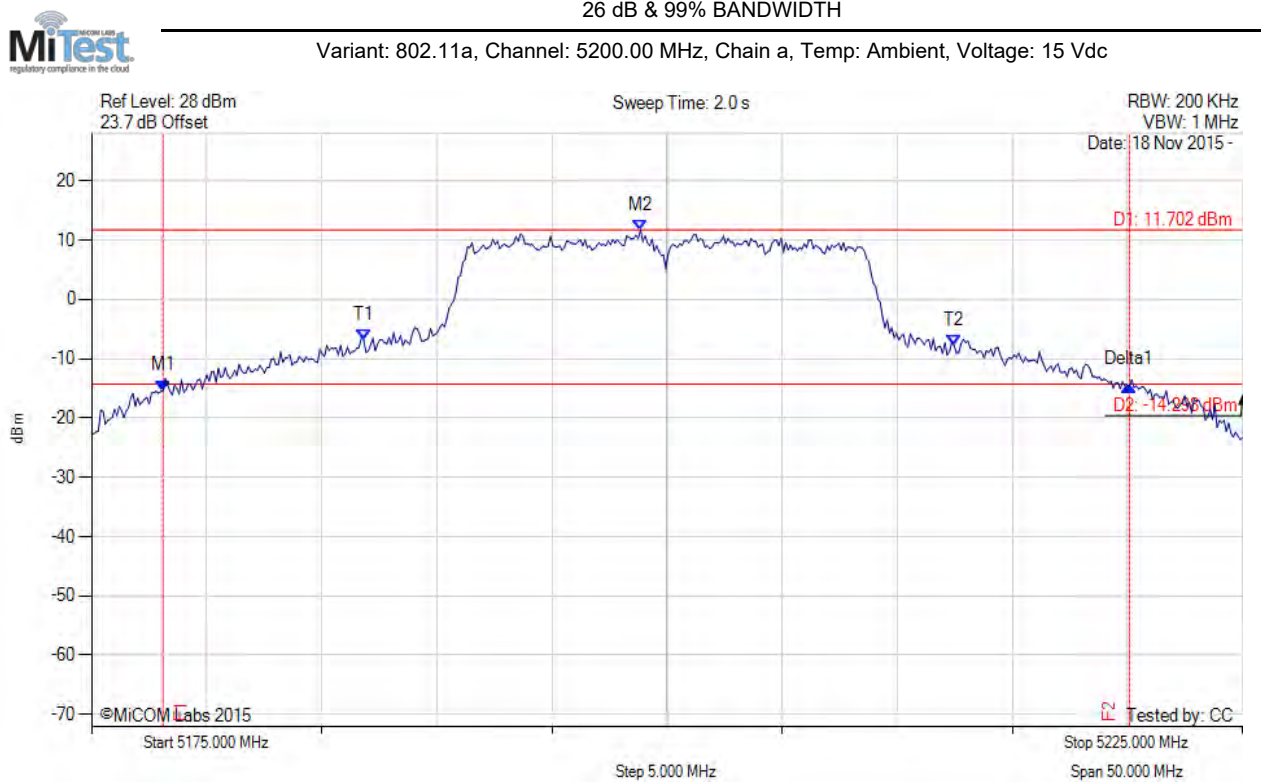


Analyser Setup	Marker:Frequency:Amplitude	Test Results
Detector = MAX PEAK Sweep Count = 0 RF Atten (dB) = 20 Trace Mode = MAX HOLD	M1 : 5159.208 MHz : -15.044 dBm M2 : 5184.960 MHz : 11.126 dBm Delta1 : 41.583 MHz : -1.538 dB T1 : 5167.224 MHz : -8.660 dBm T2 : 5191.774 MHz : -9.754 dBm OBW : 24.549 MHz	Measured 26 dB Bandwidth: 41.583 MHz Measured 99% Bandwidth: 24.549 MHz

[back to matrix](#)

This test report may be reproduced in full only. The document may only be updated by MiCOM Labs personnel. Any changes will be noted in the Document History section of the report.

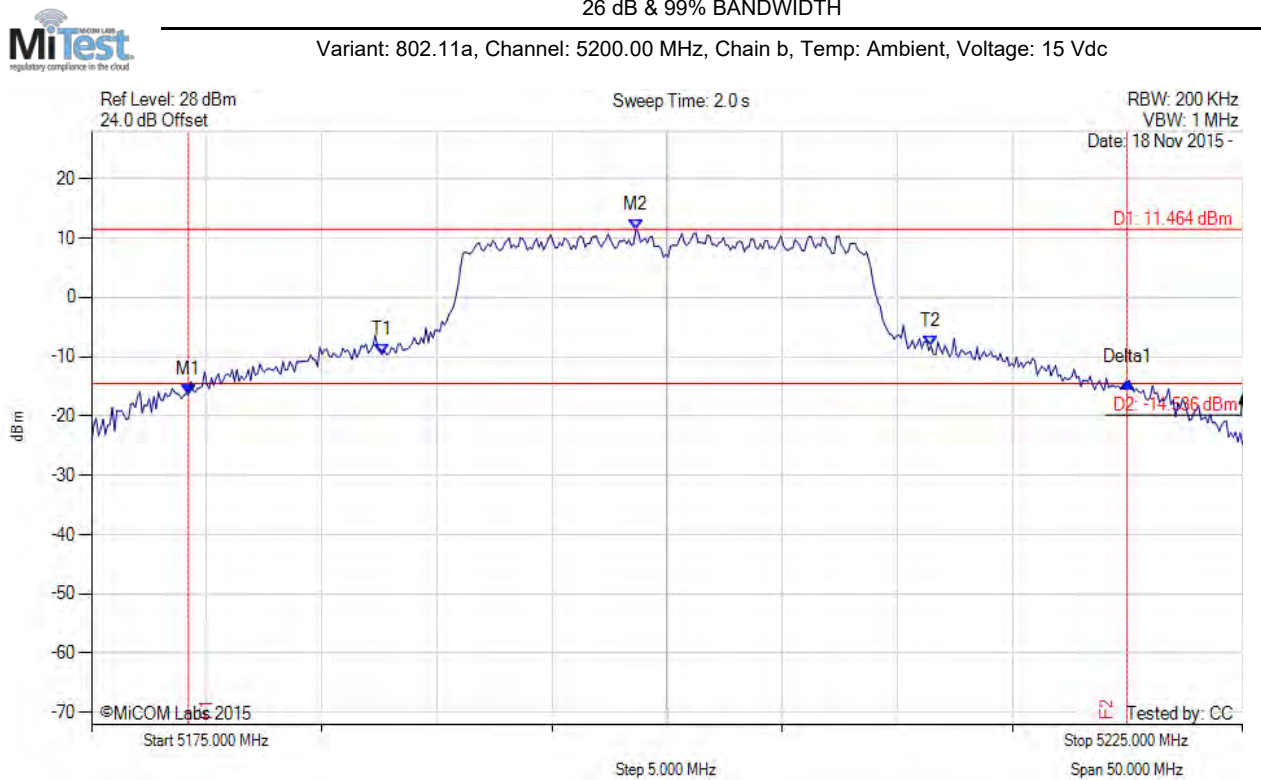




Analyser Setup	Marker:Frequency:Amplitude	Test Results
Detector = MAX PEAK Sweep Count = 0 RF Atten (dB) = 20 Trace Mode = MAX HOLD	M1 : 5178.106 MHz : -15.368 dBm M2 : 5198.848 MHz : 11.702 dBm Delta1 : 41.984 MHz : 0.907 dB T1 : 5186.824 MHz : -6.828 dBm T2 : 5212.475 MHz : -7.855 dBm OBW : 25.651 MHz	Measured 26 dB Bandwidth: 41.984 MHz Measured 99% Bandwidth: 25.651 MHz

[back to matrix](#)





Analyser Setup	Marker:Frequency:Amplitude	Test Results
Detector = MAX PEAK Sweep Count = 0 RF Atten (dB) = 20 Trace Mode = MAX HOLD	M1 : 5179.208 MHz : -16.336 dBm M2 : 5198.647 MHz : 11.464 dBm Delta1 : 40.782 MHz : 2.042 dB T1 : 5187.625 MHz : -9.649 dBm T2 : 5211.473 MHz : -8.178 dBm OBW : 23.848 MHz	Measured 26 dB Bandwidth: 40.782 MHz Measured 99% Bandwidth: 23.848 MHz

[back to matrix](#)



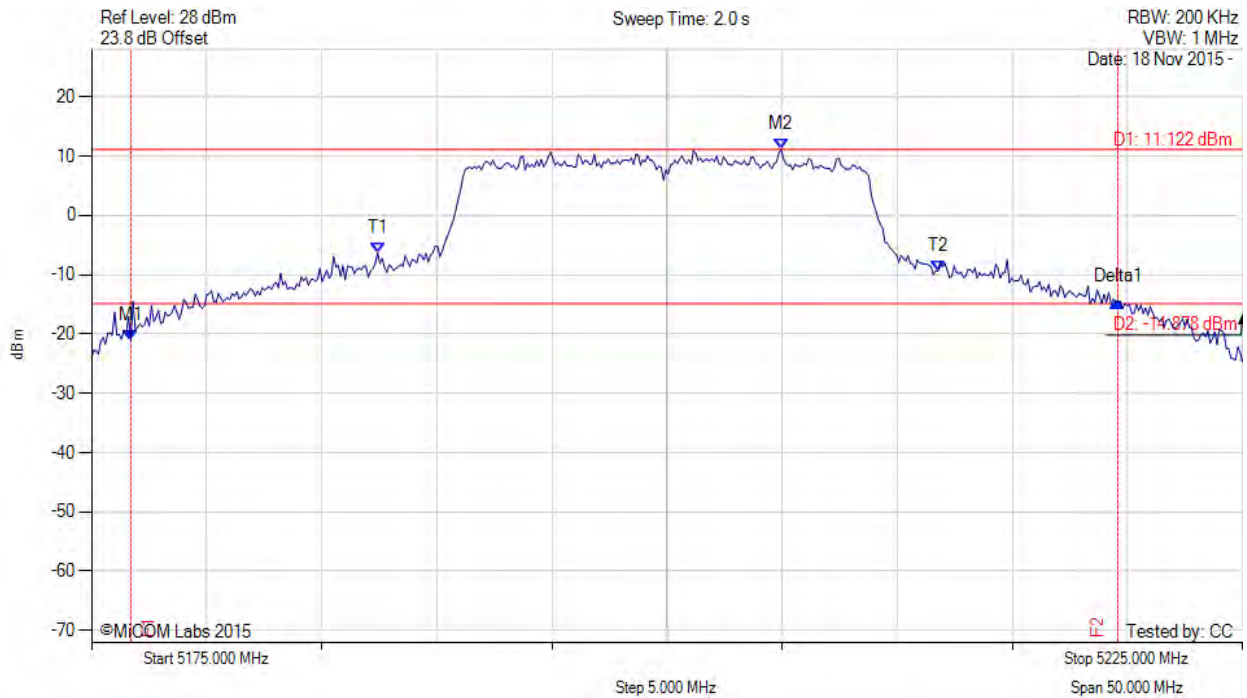


**Title:** NetScout Systems BCM43460  
**To:** FCC 47 CFR Part 15.407 & IC RSS-247  
**Serial #:** FLUK48-U5 Rev A  
**Issue Date:** 23rd December 2015  
**Page:** 275 of 404



26 dB & 99% BANDWIDTH

Variant: 802.11a, Channel: 5200.00 MHz, Chain c, Temp: Ambient, Voltage: 15 Vdc

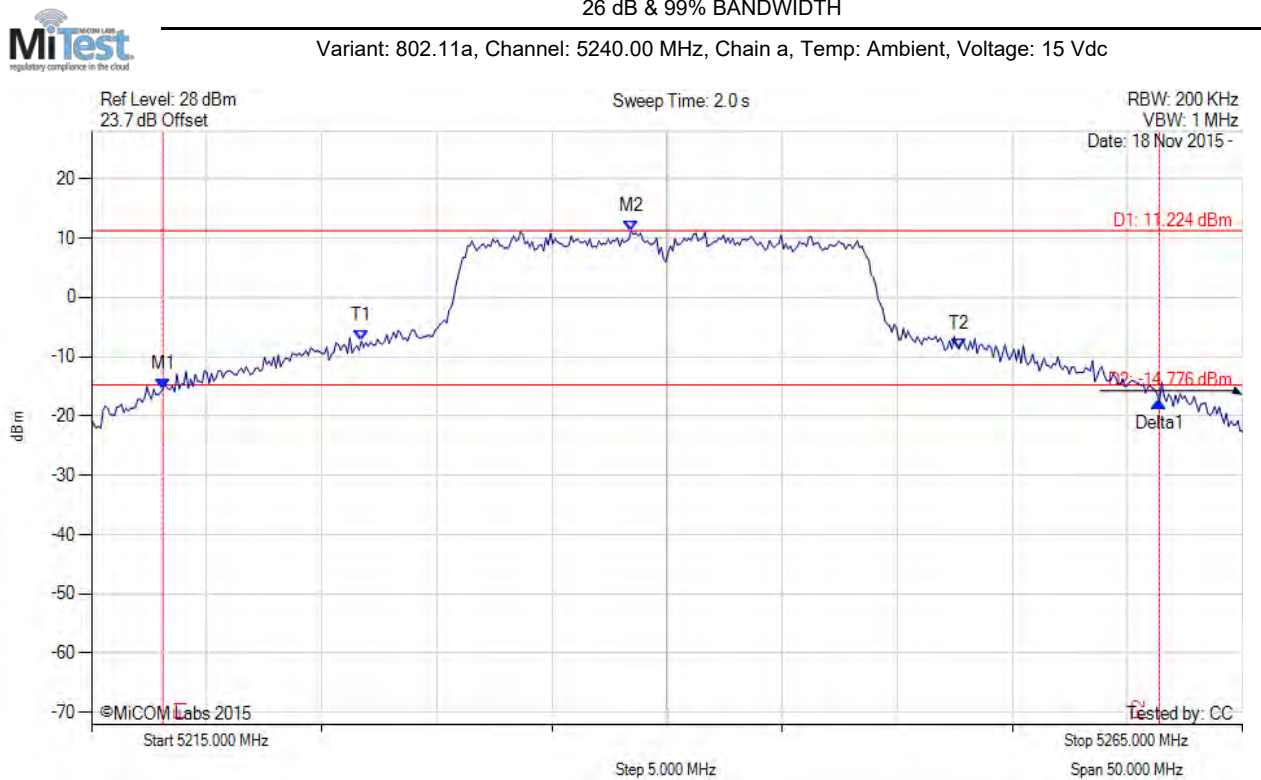


Analyser Setup	Marker:Frequency:Amplitude	Test Results
Detector = MAX PEAK Sweep Count = 0 RF Atten (dB) = 20 Trace Mode = MAX HOLD	M1 : 5176.703 MHz : -21.121 dBm M2 : 5204.960 MHz : 11.122 dBm Delta1 : 42.886 MHz : 6.555 dB T1 : 5187.425 MHz : -6.356 dBm T2 : 5211.774 MHz : -9.352 dBm OBW : 24.349 MHz	Measured 26 dB Bandwidth: 42.886 MHz Measured 99% Bandwidth: 24.349 MHz

[back to matrix](#)

This test report may be reproduced in full only. The document may only be updated by MiCOM Labs personnel. Any changes will be noted in the Document History section of the report.

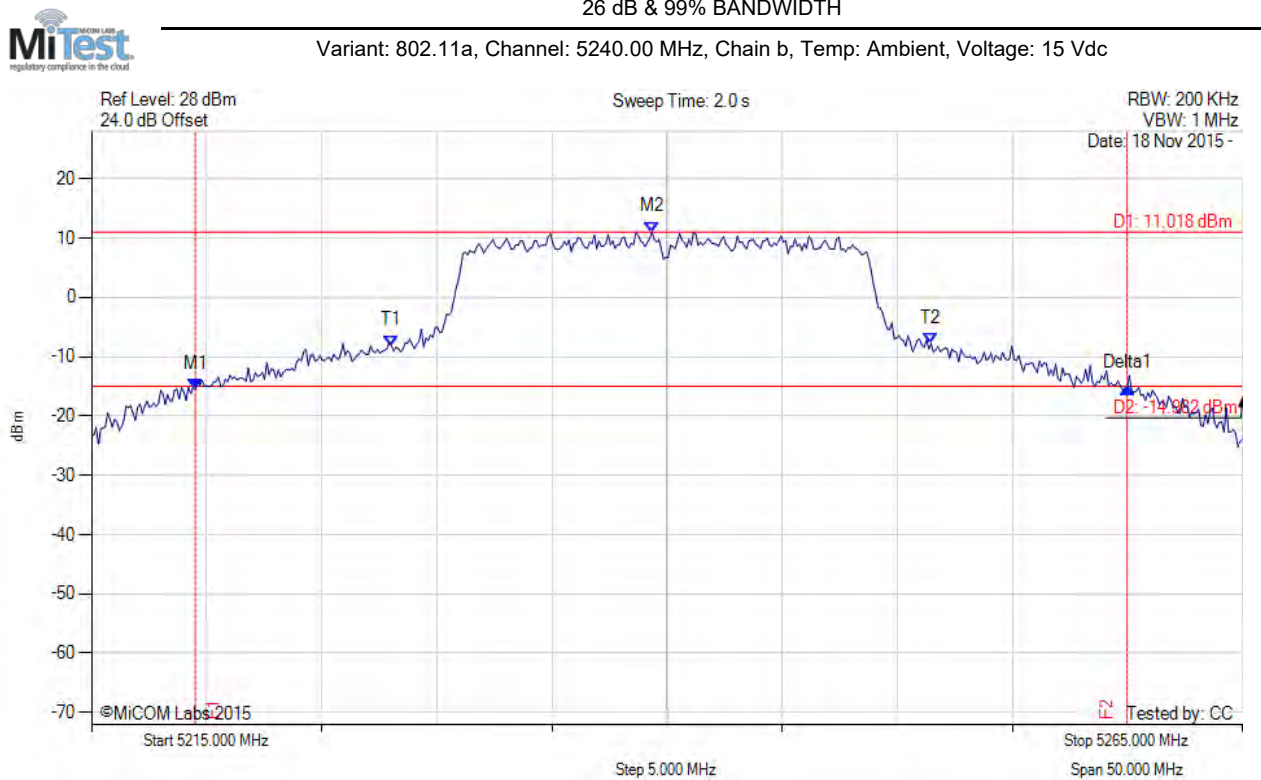




Analyser Setup	Marker:Frequency:Amplitude	Test Results
Detector = MAX PEAK Sweep Count = 0 RF Atten (dB) = 20 Trace Mode = MAX HOLD	M1 : 5218.106 MHz : -15.416 dBm M2 : 5238.447 MHz : 11.224 dBm Delta1 : 43.287 MHz : -2.209 dB T1 : 5226.723 MHz : -7.408 dBm T2 : 5252.675 MHz : -8.727 dBm OBW : 25.952 MHz	Measured 26 dB Bandwidth: 43.287 MHz Measured 99% Bandwidth: 25.952 MHz

[back to matrix](#)

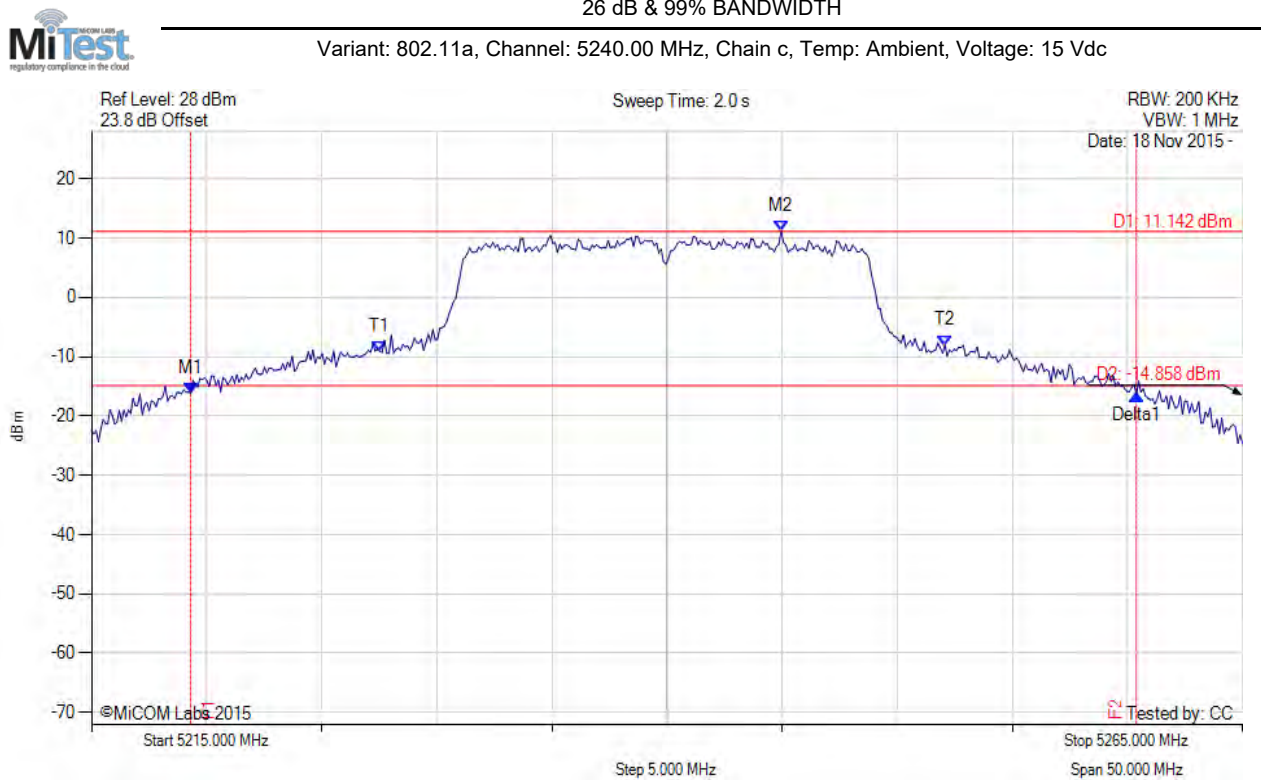




Analyser Setup	Marker:Frequency:Amplitude	Test Results
Detector = MAX PEAK Sweep Count = 0 RF Atten (dB) = 20 Trace Mode = MAX HOLD	M1 : 5219.509 MHz : -15.461 dBm M2 : 5239.349 MHz : 11.018 dBm Delta1 : 40.481 MHz : 0.262 dB T1 : 5228.026 MHz : -8.127 dBm T2 : 5251.473 MHz : -7.721 dBm OBW : 23.447 MHz	Measured 26 dB Bandwidth: 40.481 MHz Measured 99% Bandwidth: 23.447 MHz

[back to matrix](#)



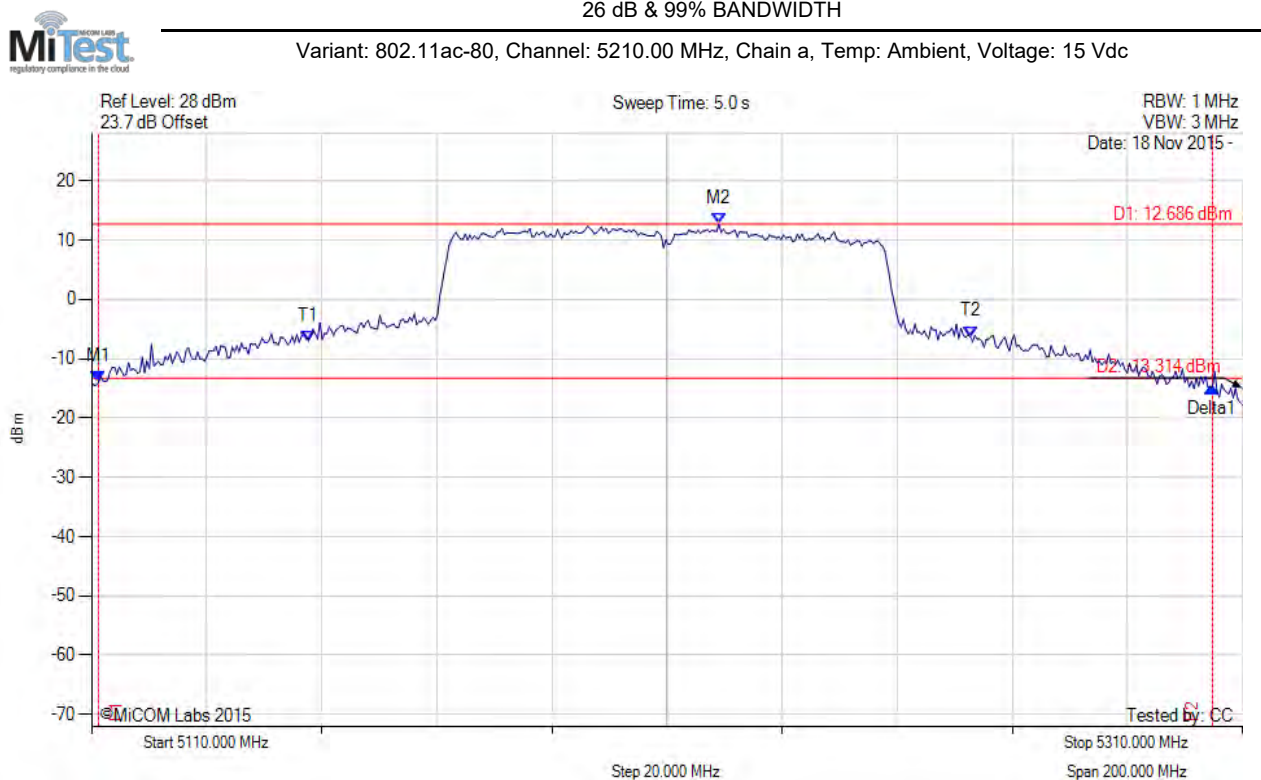


Analyser Setup	Marker:Frequency:Amplitude	Test Results
Detector = MAX PEAK Sweep Count = 0 RF Atten (dB) = 20 Trace Mode = MAX HOLD	M1 : 5219.309 MHz : -16.112 dBm M2 : 5244.960 MHz : 11.142 dBm Delta1 : 41.082 MHz : -0.277 dB T1 : 5227.525 MHz : -9.116 dBm T2 : 5252.074 MHz : -8.129 dBm OBW : 24.549 MHz	Measured 26 dB Bandwidth: 41.082 MHz Measured 99% Bandwidth: 24.549 MHz

[back to matrix](#)

This test report may be reproduced in full only. The document may only be updated by MiCOM Labs personnel. Any changes will be noted in the Document History section of the report.





Analyser Setup	Marker:Frequency:Amplitude	Test Results
Detector = MAX PEAK Sweep Count = 0 RF Atten (dB) = 20 Trace Mode = MAX HOLD	M1 : 5111.202 MHz : -13.954 dBm M2 : 5219.018 MHz : 12.686 dBm Delta1 : 193.587 MHz : -0.866 dB T1 : 5147.675 MHz : -7.009 dBm T2 : 5262.705 MHz : -6.271 dBm OBW : 115.030 MHz	Measured 26 dB Bandwidth: 193.587 MHz Measured 99% Bandwidth: 115.030 MHz

[back to matrix](#)

This test report may be reproduced in full only. The document may only be updated by MiCOM Labs personnel. Any changes will be noted in the Document History section of the report.



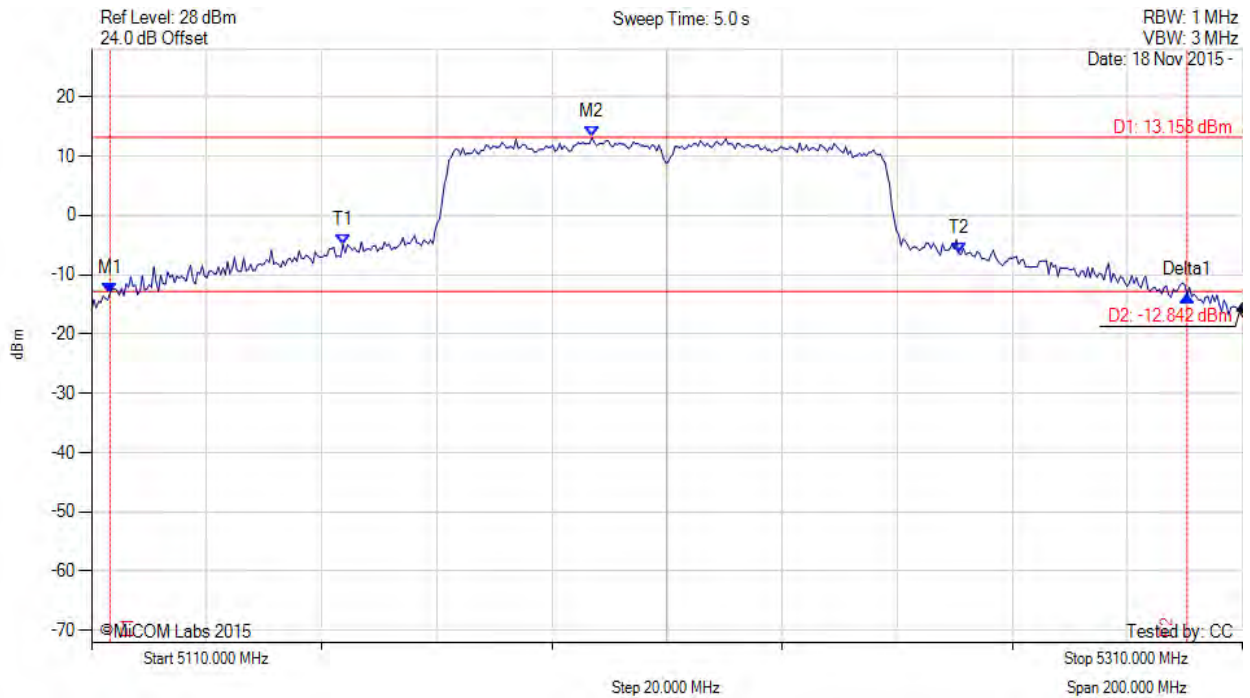


**Title:** NetScout Systems BCM43460  
**To:** FCC 47 CFR Part 15.407 & IC RSS-247  
**Serial #:** FLUK48-U5 Rev A  
**Issue Date:** 23rd December 2015  
**Page:** 280 of 404



26 dB & 99% BANDWIDTH

Variant: 802.11ac-80, Channel: 5210.00 MHz, Chain b, Temp: Ambient, Voltage: 15 Vdc

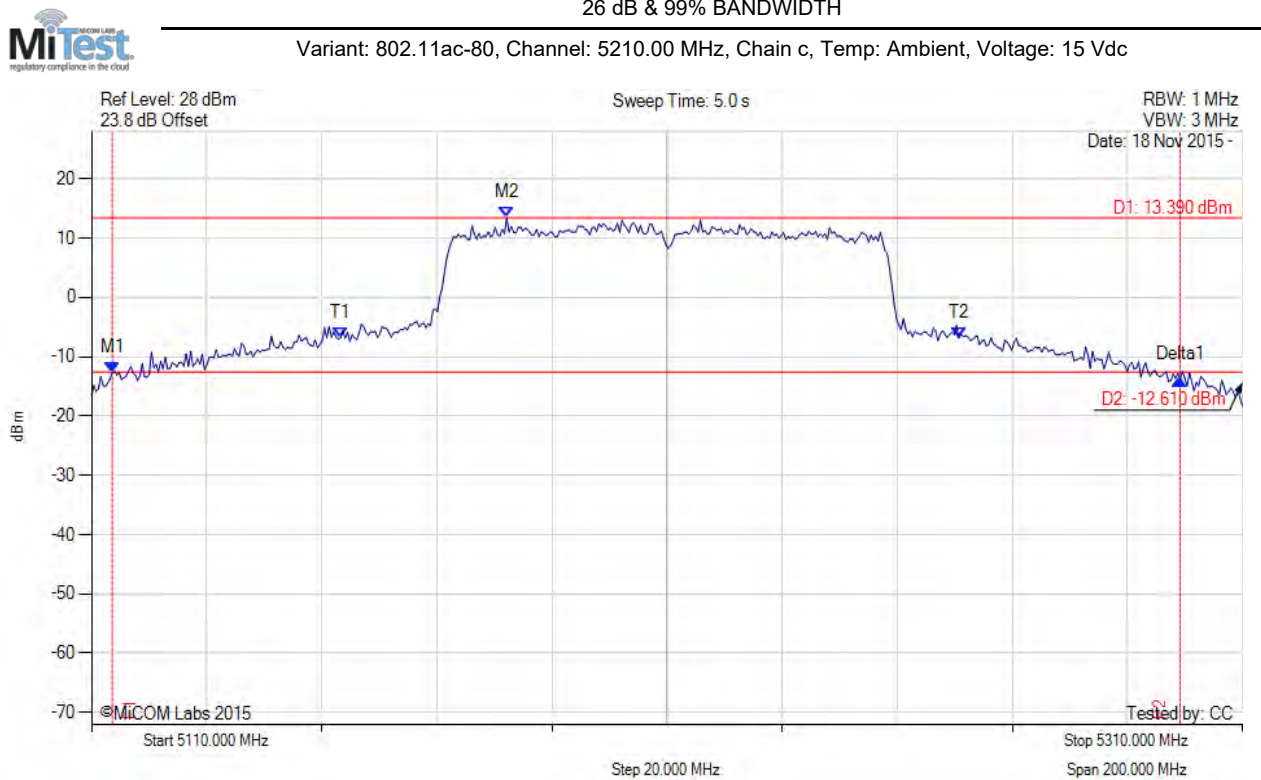


Analyser Setup	Marker:Frequency:Amplitude	Test Results
Detector = MAX PEAK Sweep Count = 0 RF Atten (dB) = 20 Trace Mode = MAX HOLD	M1 : 5113.206 MHz : -13.110 dBm M2 : 5196.974 MHz : 13.158 dBm Delta1 : 187.174 MHz : -0.401 dB T1 : 5153.687 MHz : -4.912 dBm T2 : 5260.701 MHz : -6.425 dBm OBW : 107.014 MHz	Measured 26 dB Bandwidth: 187.174 MHz Measured 99% Bandwidth: 107.014 MHz

[back to matrix](#)

This test report may be reproduced in full only. The document may only be updated by MiCOM Labs personnel. Any changes will be noted in the Document History section of the report.





Analyser Setup	Marker:Frequency:Amplitude	Test Results
Detector = MAX PEAK Sweep Count = 0 RF Atten (dB) = 20 Trace Mode = MAX HOLD	M1 : 5113.607 MHz : -12.673 dBm M2 : 5182.144 MHz : 13.390 dBm Delta1 : 185.571 MHz : -1.173 dB T1 : 5153.287 MHz : -6.806 dBm T2 : 5260.701 MHz : -6.899 dBm OBW : 107.415 MHz	Measured 26 dB Bandwidth: 185.571 MHz Measured 99% Bandwidth: 107.415 MHz

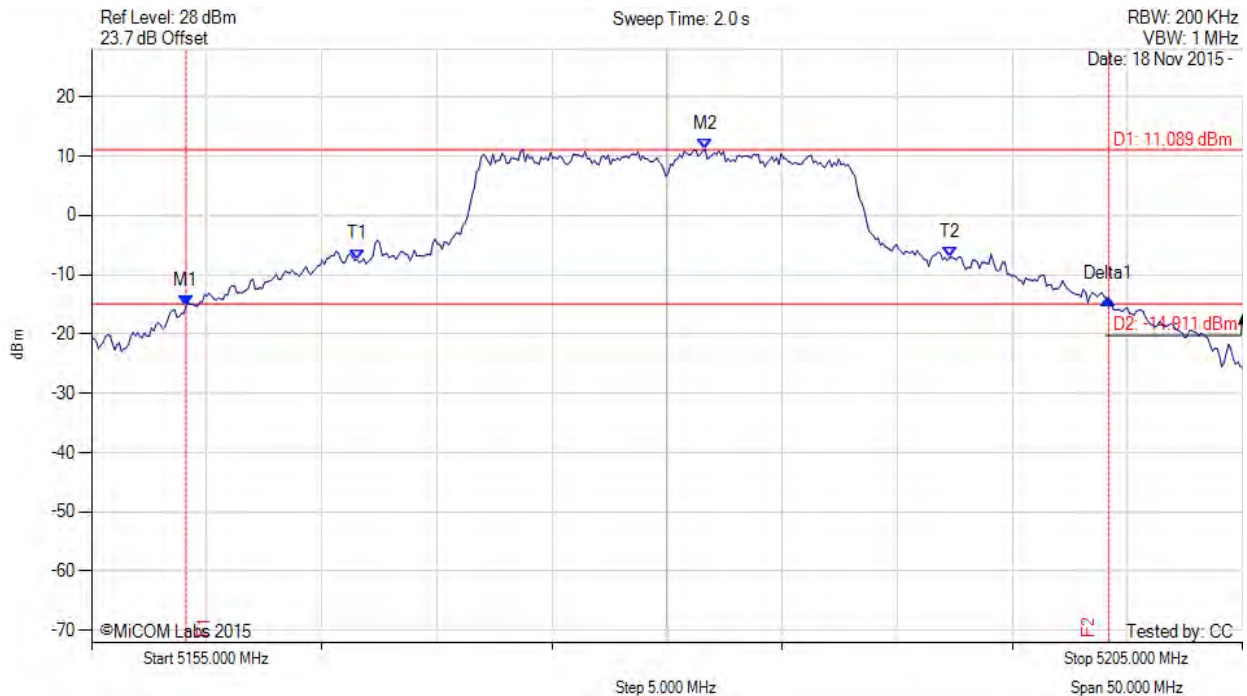
[back to matrix](#)





26 dB & 99% BANDWIDTH

Variant: 802.11n HT-20, Channel: 5180.00 MHz, Chain a, Temp: Ambient, Voltage: 15 Vdc

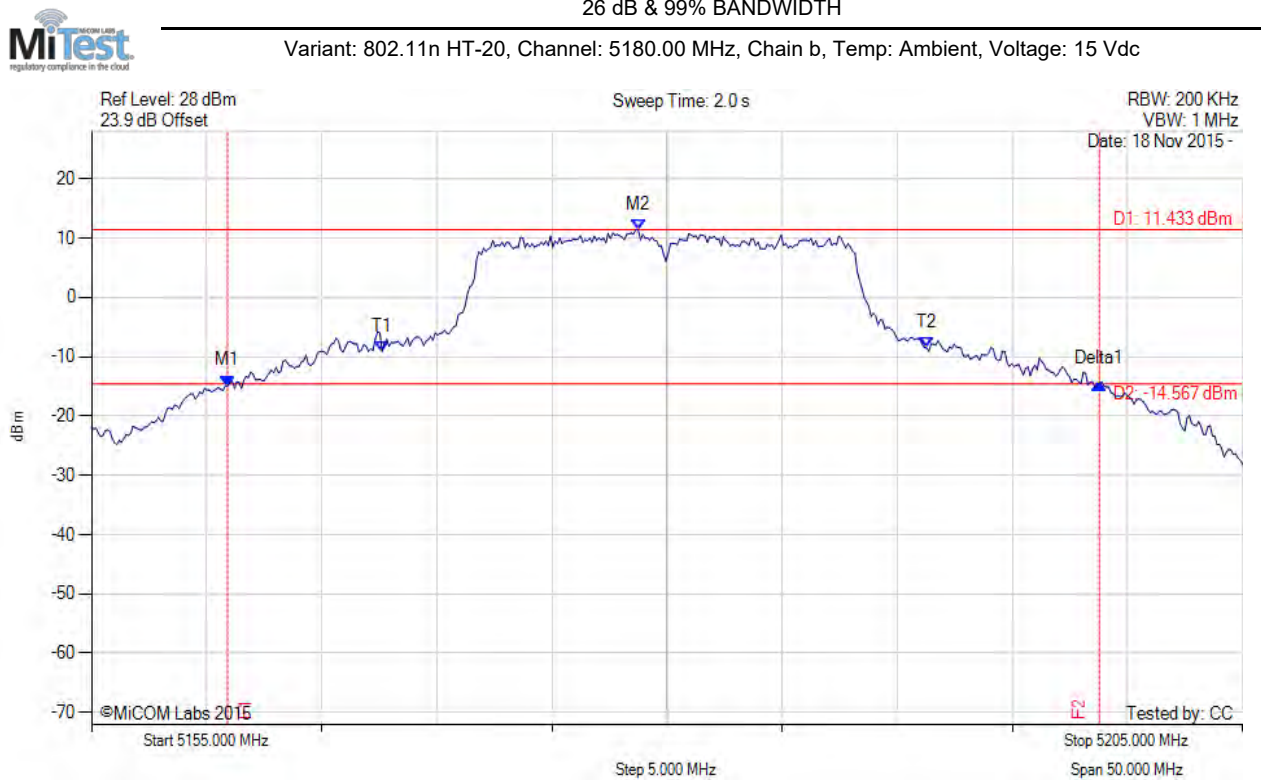


Analyser Setup	Marker:Frequency:Amplitude	Test Results
Detector = MAX PEAK Sweep Count = 0 RF Atten (dB) = 20 Trace Mode = MAX HOLD	M1 : 5159.108 MHz : -15.248 dBm M2 : 5181.653 MHz : 11.089 dBm Delta1 : 40.080 MHz : 1.090 dB T1 : 5166.523 MHz : -7.444 dBm T2 : 5192.275 MHz : -7.109 dBm OBW : 25.752 MHz	Measured 26 dB Bandwidth: 40.080 MHz Measured 99% Bandwidth: 25.752 MHz

[back to matrix](#)

This test report may be reproduced in full only. The document may only be updated by MiCOM Labs personnel. Any changes will be noted in the Document History section of the report.

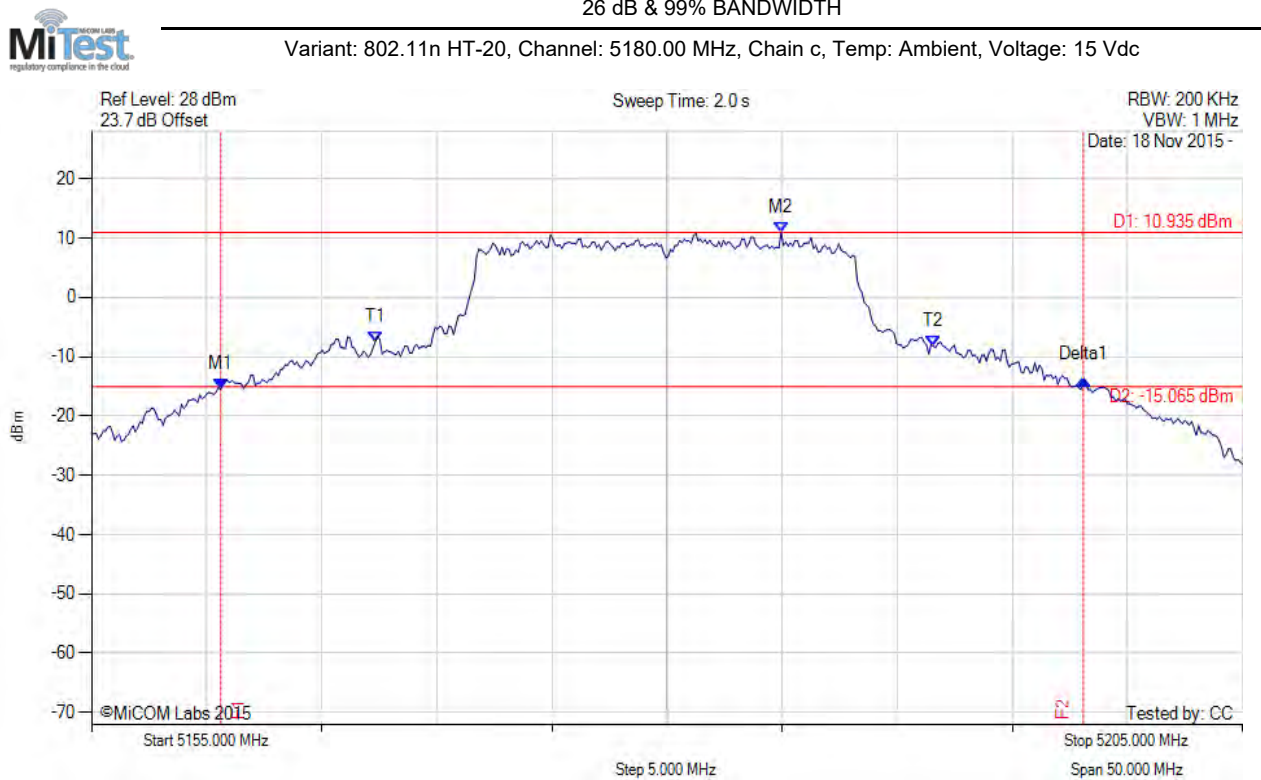




Analyser Setup	Marker:Frequency:Amplitude	Test Results
Detector = MAX PEAK Sweep Count = 0 RF Atten (dB) = 20 Trace Mode = MAX HOLD	M1 : 5160.912 MHz : -14.902 dBm M2 : 5178.747 MHz : 11.433 dBm Delta1 : 37.876 MHz : 0.329 dB T1 : 5167.625 MHz : -9.138 dBm T2 : 5191.273 MHz : -8.492 dBm OBW : 23.647 MHz	Measured 26 dB Bandwidth: 37.876 MHz Measured 99% Bandwidth: 23.647 MHz

[back to matrix](#)

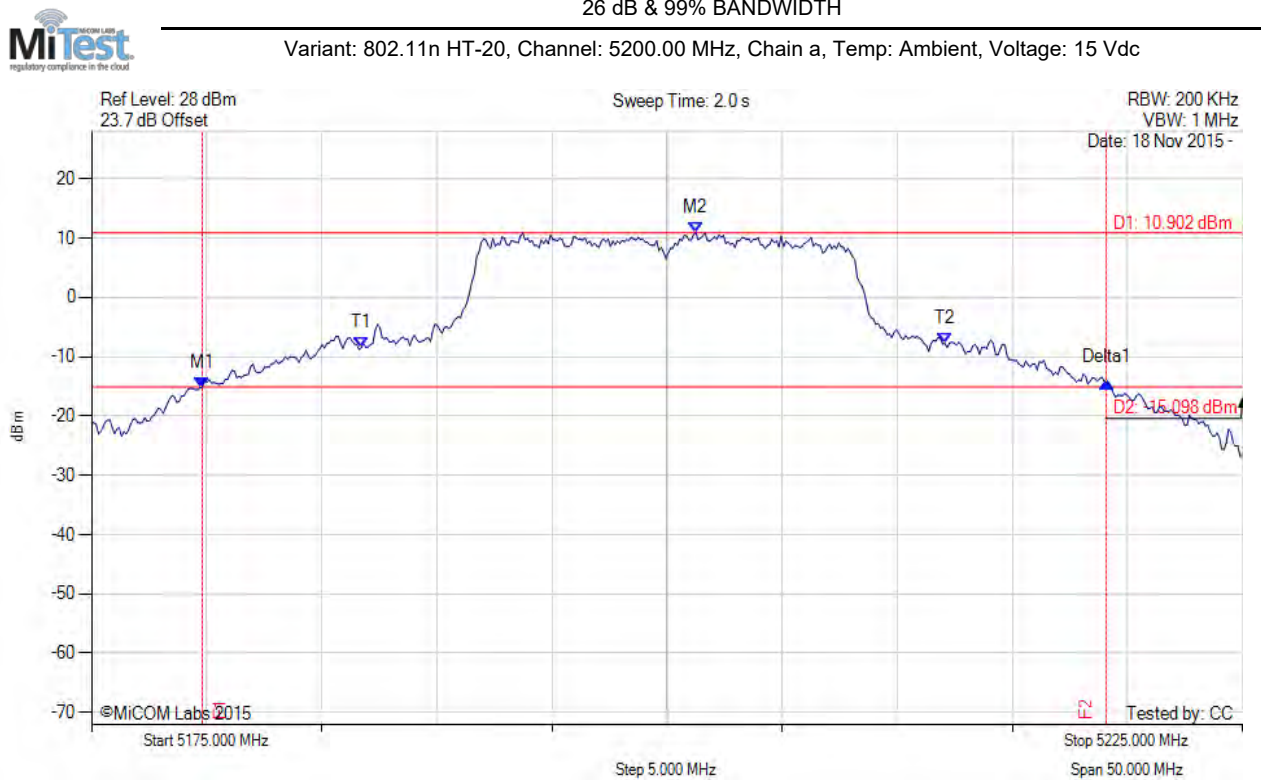




Analyser Setup	Marker:Frequency:Amplitude	Test Results
Detector = MAX PEAK Sweep Count = 0 RF Atten (dB) = 20 Trace Mode = MAX HOLD	M1 : 5160.611 MHz : -15.471 dBm M2 : 5184.960 MHz : 10.935 dBm Delta1 : 37.475 MHz : 1.580 dB T1 : 5167.325 MHz : -7.499 dBm T2 : 5191.573 MHz : -8.282 dBm OBW : 24.248 MHz	Measured 26 dB Bandwidth: 37.475 MHz Measured 99% Bandwidth: 24.248 MHz

[back to matrix](#)

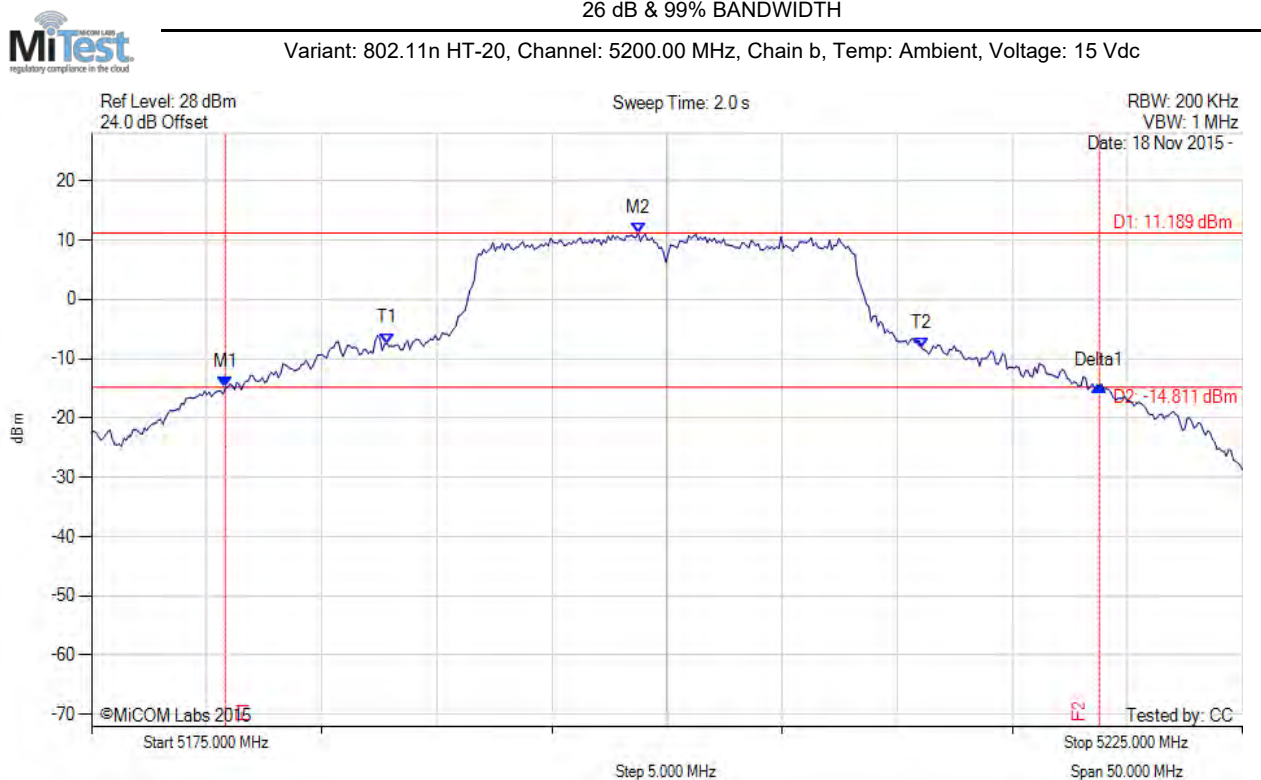




Analyser Setup	Marker:Frequency:Amplitude	Test Results
Detector = MAX PEAK Sweep Count = 0 RF Atten (dB) = 20 Trace Mode = MAX HOLD	M1 : 5179.810 MHz : -15.201 dBm M2 : 5201.253 MHz : 10.902 dBm Delta1 : 39.279 MHz : 0.824 dB T1 : 5186.723 MHz : -8.435 dBm T2 : 5212.074 MHz : -7.778 dBm OBW : 25.351 MHz	Measured 26 dB Bandwidth: 39.279 MHz Measured 99% Bandwidth: 25.351 MHz

[back to matrix](#)





Analyser Setup	Marker:Frequency:Amplitude	Test Results
Detector = MAX PEAK Sweep Count = 0 RF Atten (dB) = 20 Trace Mode = MAX HOLD	M1 : 5180.812 MHz : -14.873 dBm M2 : 5198.747 MHz : 11.189 dBm Delta1 : 37.976 MHz : 0.283 dB T1 : 5187.826 MHz : -7.422 dBm T2 : 5211.072 MHz : -8.245 dBm OBW : 23.246 MHz	Measured 26 dB Bandwidth: 37.976 MHz Measured 99% Bandwidth: 23.246 MHz

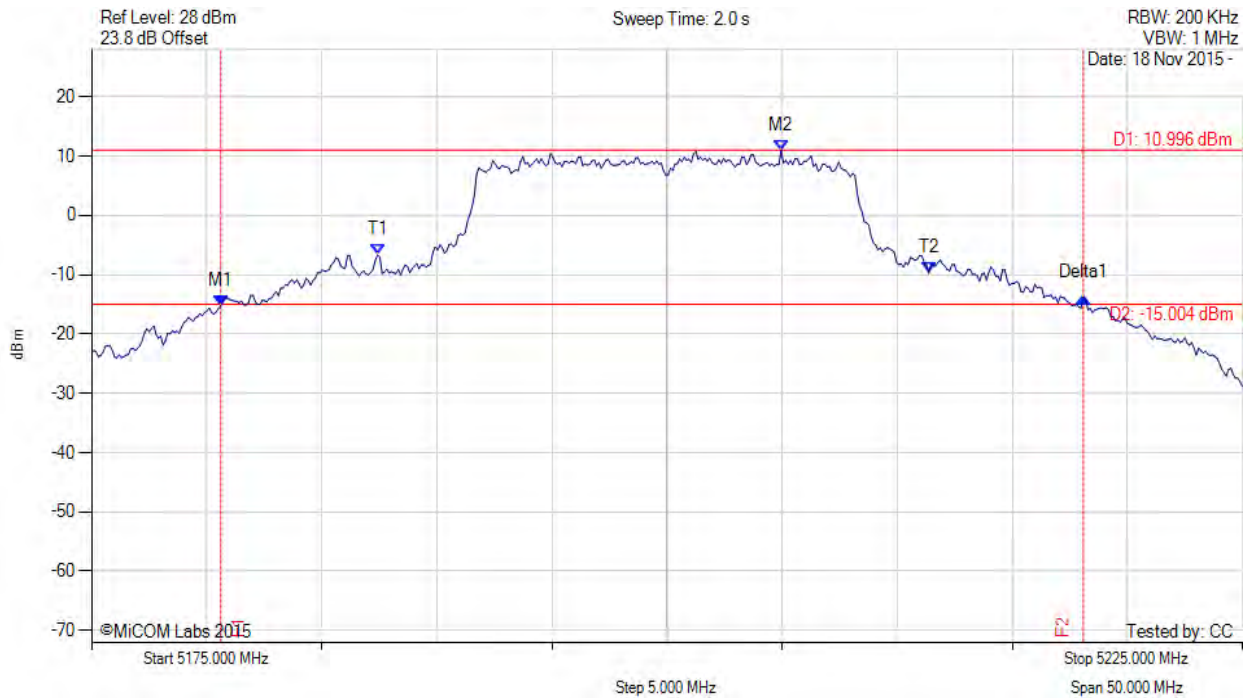
[back to matrix](#)





26 dB & 99% BANDWIDTH

Variant: 802.11n HT-20, Channel: 5200.00 MHz, Chain c, Temp: Ambient, Voltage: 15 Vdc



Analyser Setup	Marker:Frequency:Amplitude	Test Results
Detector = MAX PEAK Sweep Count = 0 RF Atten (dB) = 20 Trace Mode = MAX HOLD	M1 : 5180.611 MHz : -15.262 dBm M2 : 5204.960 MHz : 10.996 dBm Delta1 : 37.475 MHz : 1.363 dB T1 : 5187.425 MHz : -6.673 dBm T2 : 5211.373 MHz : -9.754 dBm OBW : 23.948 MHz	Measured 26 dB Bandwidth: 37.475 MHz Measured 99% Bandwidth: 23.948 MHz

[back to matrix](#)

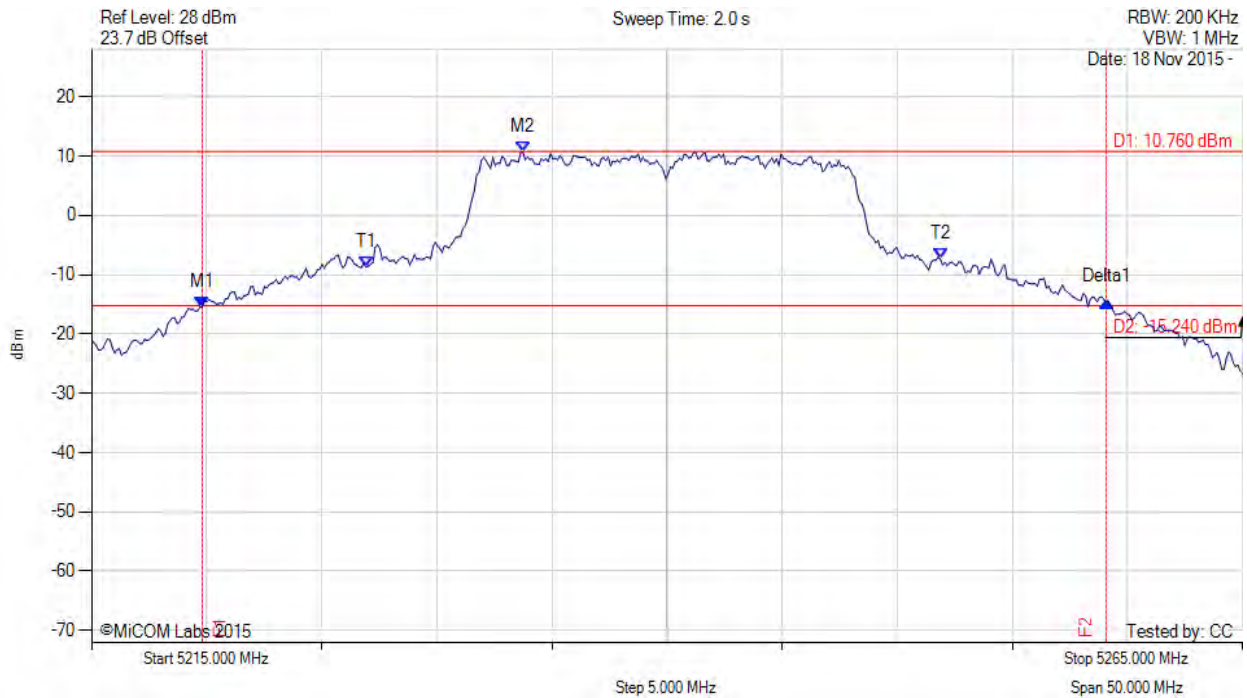
This test report may be reproduced in full only. The document may only be updated by MiCOM Labs personnel. Any changes will be noted in the Document History section of the report.





26 dB & 99% BANDWIDTH

Variante: 802.11n HT-20, Channel: 5240.00 MHz, Chain a, Temp: Ambient, Voltage: 15 Vdc



Analysers Setup	Marker:Frequency:Amplitude	Test Results
Detector = MAX PEAK Sweep Count = 0 RF Atten (dB) = 20 Trace Mode = MAX HOLD	M1 : 5219.810 MHz : -15.423 dBm M2 : 5233.737 MHz : 10.760 dBm Delta1 : 39.279 MHz : 0.909 dB T1 : 5226.924 MHz : -8.709 dBm T2 : 5251.874 MHz : -7.383 dBm OBW : 24.950 MHz	Measured 26 dB Bandwidth: 39.279 MHz Measured 99% Bandwidth: 24.950 MHz

[back to matrix](#)

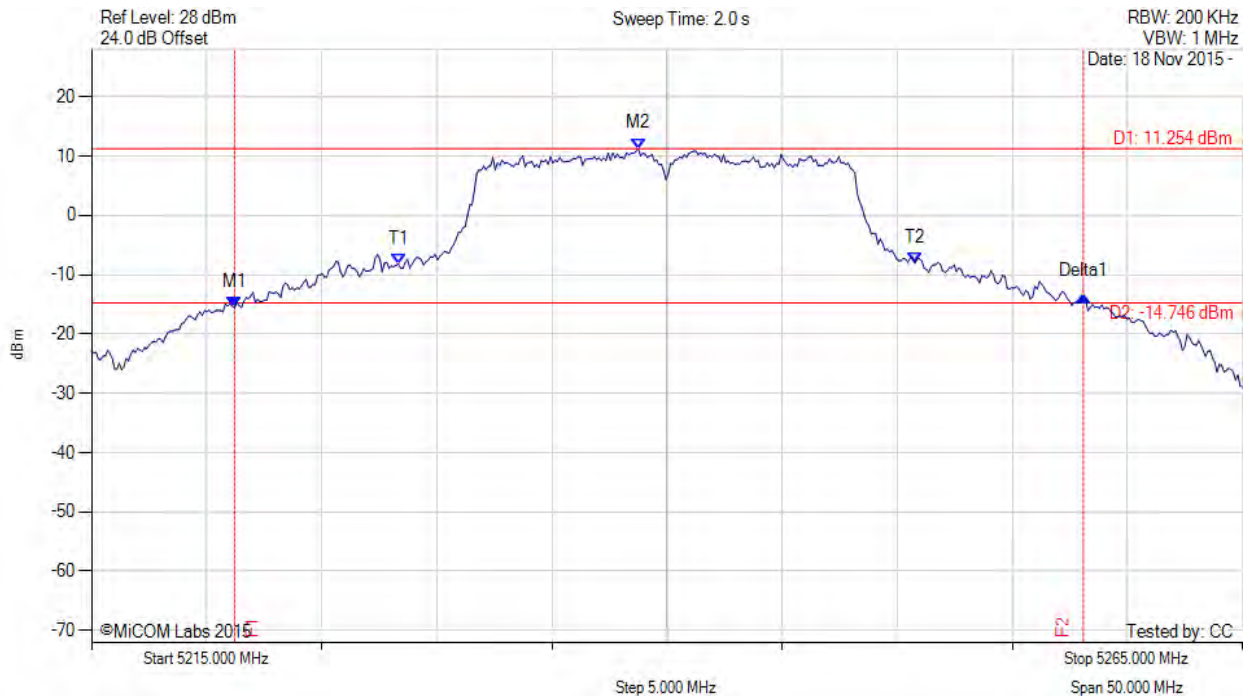
This test report may be reproduced in full only. The document may only be updated by MiCOM Labs personnel. Any changes will be noted in the Document History section of the report.





26 dB & 99% BANDWIDTH

Variant: 802.11n HT-20, Channel: 5240.00 MHz, Chain b, Temp: Ambient, Voltage: 15 Vdc

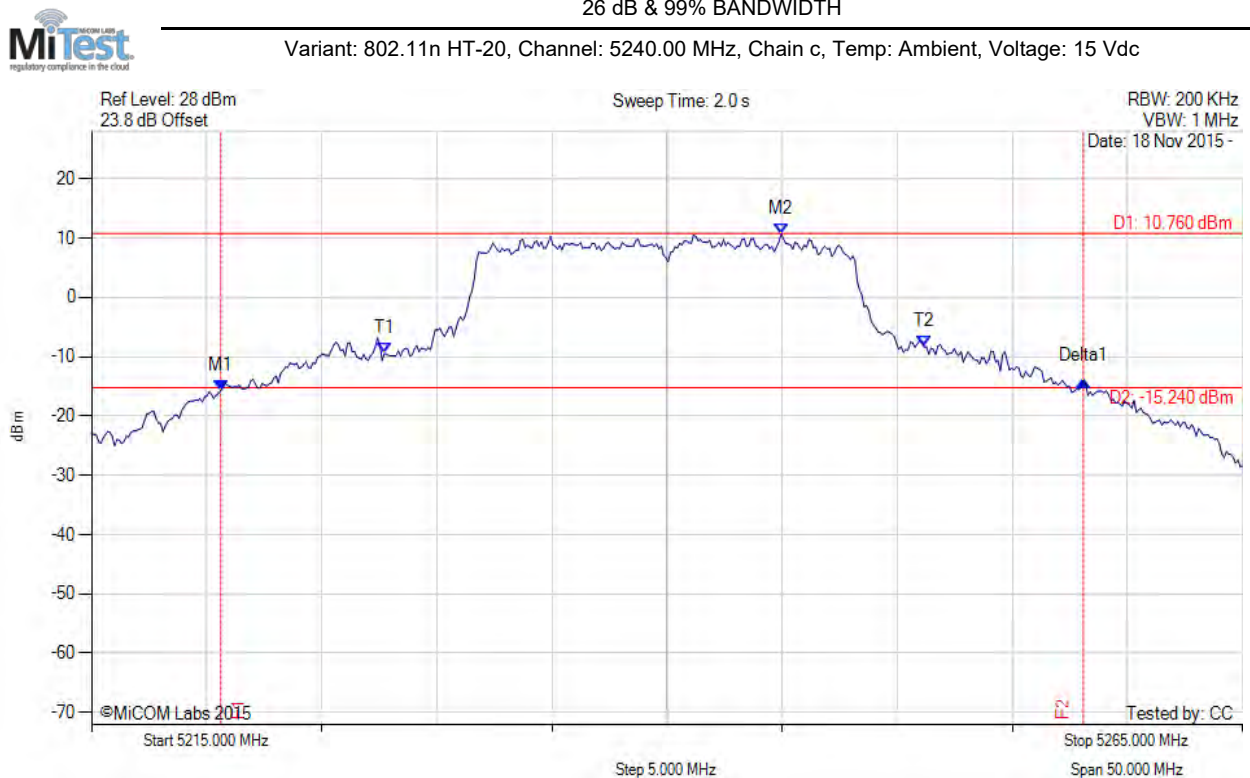


Analyser Setup	Marker:Frequency:Amplitude	Test Results
Detector = MAX PEAK Sweep Count = 0 RF Atten (dB) = 20 Trace Mode = MAX HOLD	M1 : 5221.212 MHz : -15.577 dBm M2 : 5238.747 MHz : 11.254 dBm Delta1 : 36.874 MHz : 1.851 dB T1 : 5228.327 MHz : -8.174 dBm T2 : 5250.772 MHz : -8.034 dBm OBW : 22.445 MHz	Measured 26 dB Bandwidth: 36.874 MHz Measured 99% Bandwidth: 22.445 MHz

[back to matrix](#)

This test report may be reproduced in full only. The document may only be updated by MiCOM Labs personnel. Any changes will be noted in the Document History section of the report.

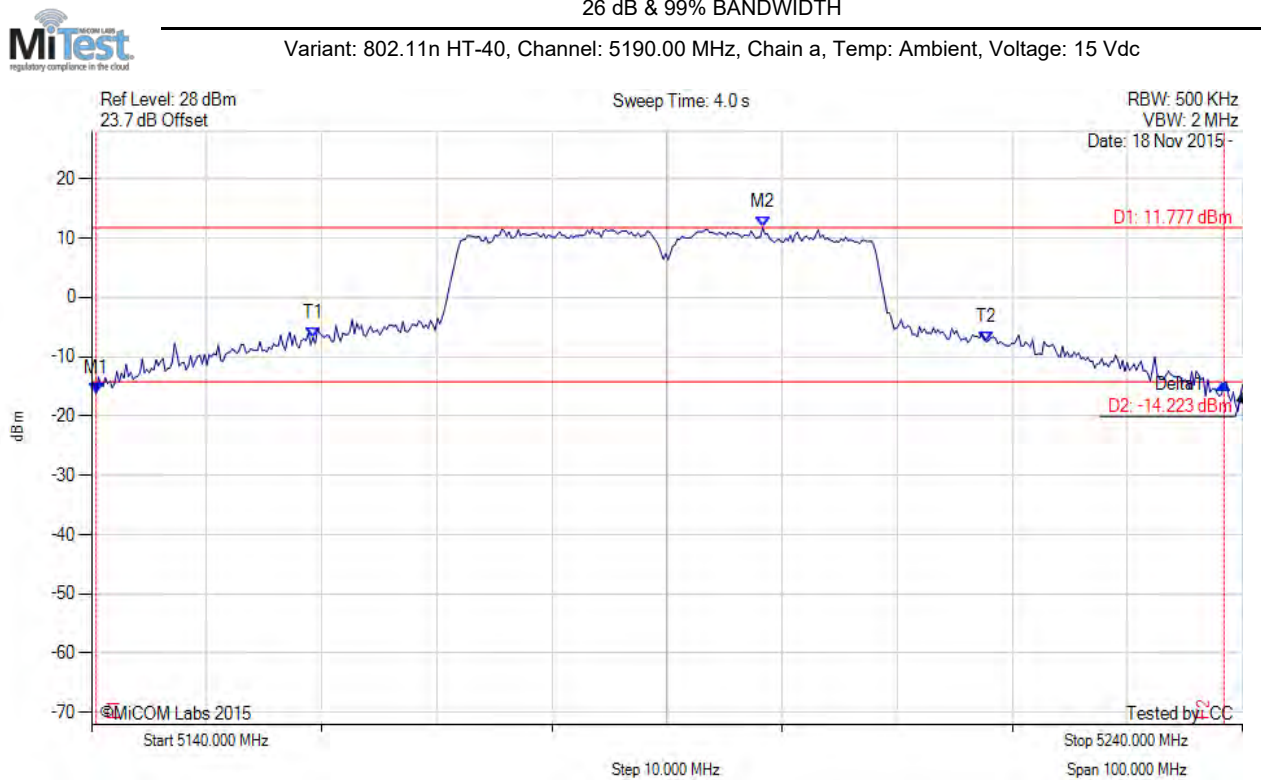




Analyser Setup	Marker:Frequency:Amplitude	Test Results
Detector = MAX PEAK Sweep Count = 0 RF Atten (dB) = 20 Trace Mode = MAX HOLD	M1 : 5220.611 MHz : -15.736 dBm M2 : 5244.960 MHz : 10.760 dBm Delta1 : 37.475 MHz : 1.664 dB T1 : 5227.725 MHz : -9.470 dBm T2 : 5251.172 MHz : -8.343 dBm OBW : 23.447 MHz	Measured 26 dB Bandwidth: 37.475 MHz Measured 99% Bandwidth: 23.447 MHz

[back to matrix](#)





Analyser Setup	Marker:Frequency:Amplitude	Test Results
Detector = MAX PEAK Sweep Count = 0 RF Atten (dB) = 20 Trace Mode = MAX HOLD	M1 : 5140.401 MHz : -16.151 dBm M2 : 5198.317 MHz : 11.777 dBm Delta1 : 97.996 MHz : 1.615 dB T1 : 5159.238 MHz : -6.777 dBm T2 : 5217.756 MHz : -7.471 dBm OBW : 58.517 MHz	Measured 26 dB Bandwidth: 97.996 MHz Measured 99% Bandwidth: 58.517 MHz

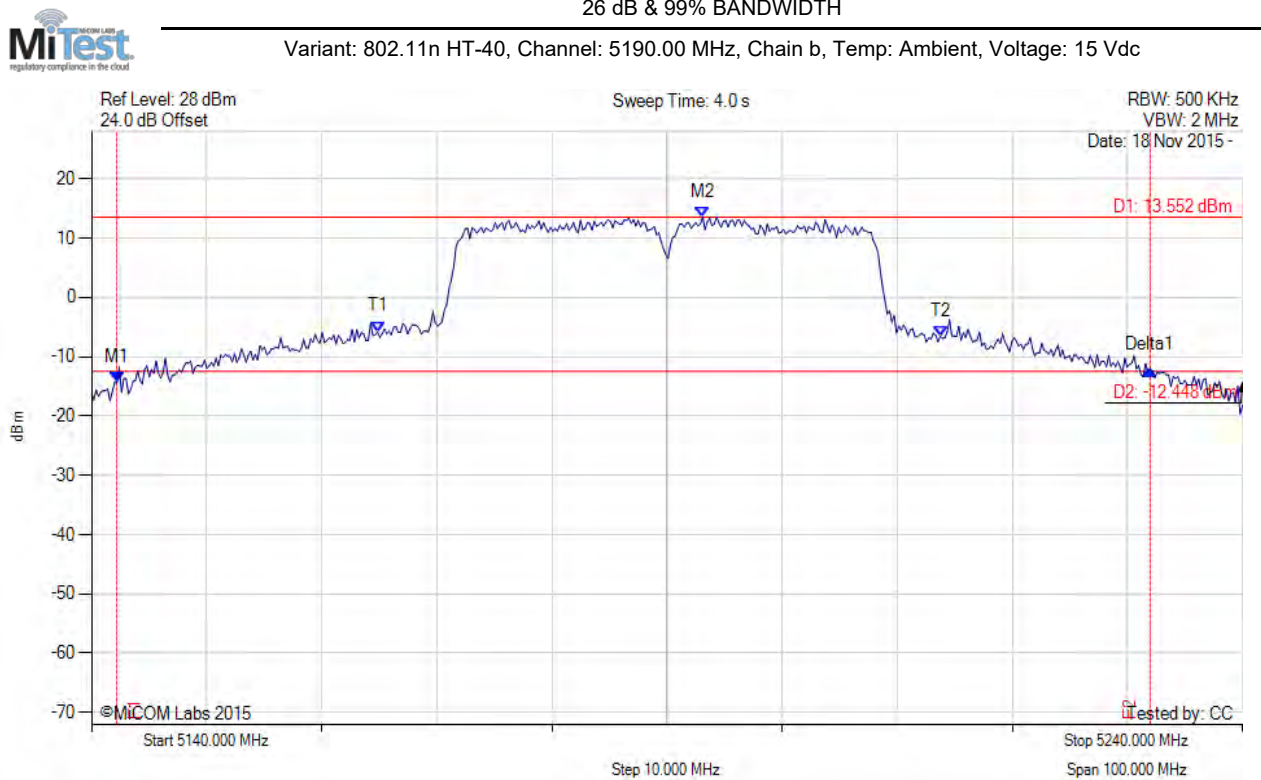
[back to matrix](#)

This test report may be reproduced in full only. The document may only be updated by MiCOM Labs personnel. Any changes will be noted in the Document History section of the report.





**Title:** NetScout Systems BCM43460  
**To:** FCC 47 CFR Part 15.407 & IC RSS-247  
**Serial #:** FLUK48-U5 Rev A  
**Issue Date:** 23rd December 2015  
**Page:** 292 of 404

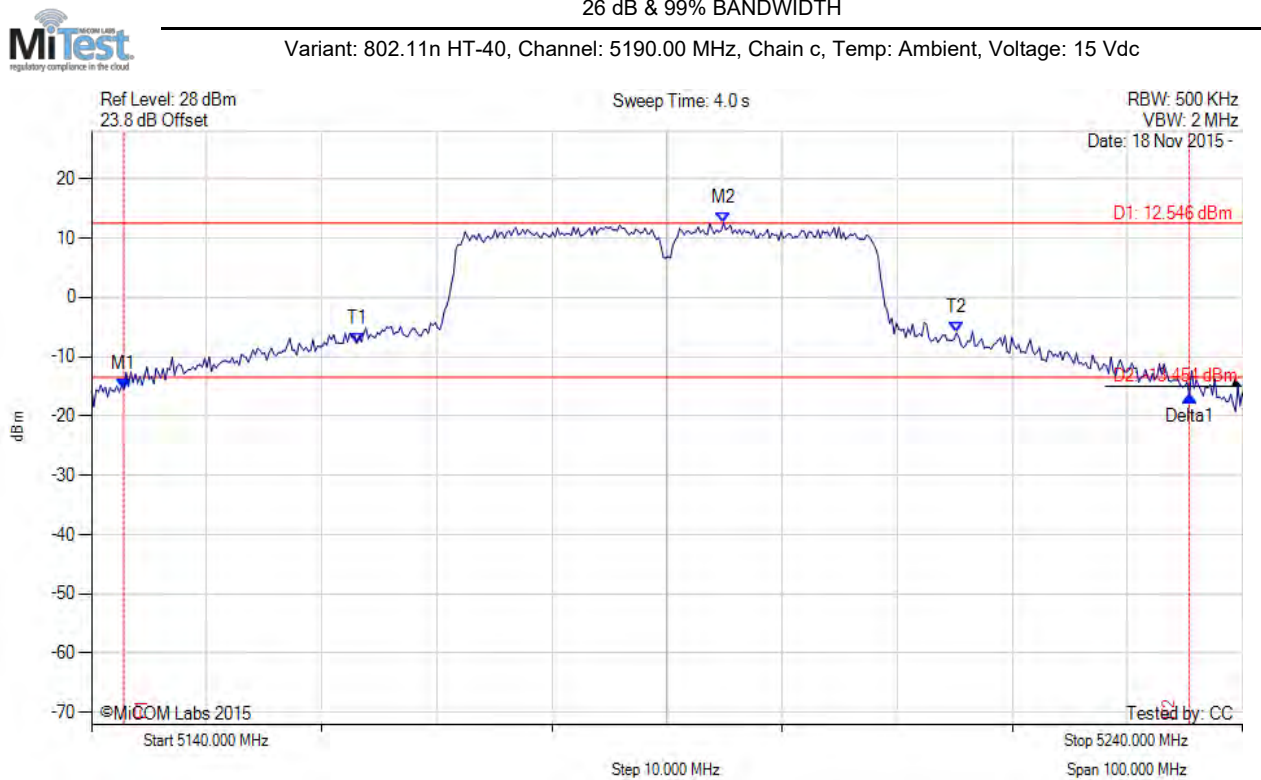


Analyser Setup	Marker:Frequency:Amplitude	Test Results
Detector = MAX PEAK Sweep Count = 0 RF Atten (dB) = 20 Trace Mode = MAX HOLD	M1 : 5142.204 MHz : -14.336 dBm M2 : 5193.106 MHz : 13.552 dBm Delta1 : 89.780 MHz : 2.042 dB T1 : 5164.850 MHz : -5.807 dBm T2 : 5213.747 MHz : -6.578 dBm OBW : 48.898 MHz	Measured 26 dB Bandwidth: 89.780 MHz Measured 99% Bandwidth: 48.898 MHz

[back to matrix](#)

This test report may be reproduced in full only. The document may only be updated by MiCOM Labs personnel. Any changes will be noted in the Document History section of the report.



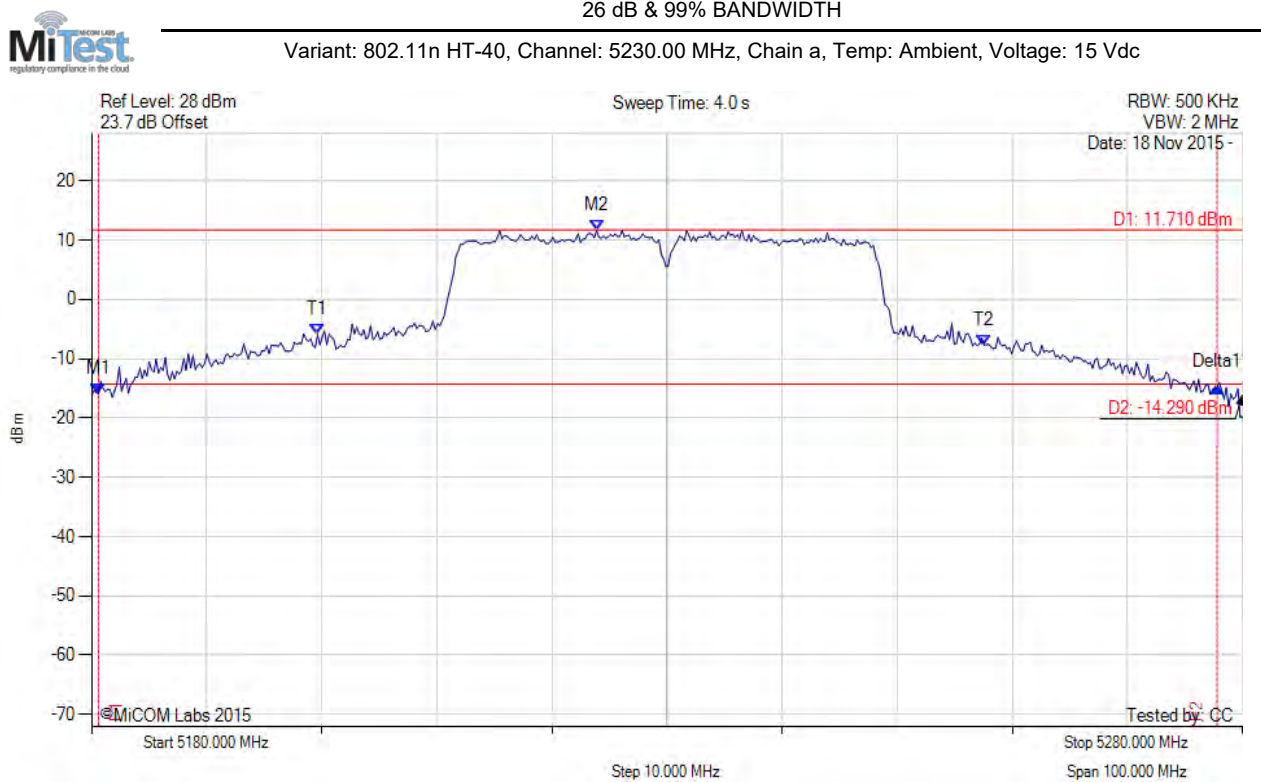


Analyser Setup	Marker:Frequency:Amplitude	Test Results
Detector = MAX PEAK Sweep Count = 0 RF Atten (dB) = 20 Trace Mode = MAX HOLD	M1 : 5142.806 MHz : -15.471 dBm M2 : 5194.910 MHz : 12.546 dBm Delta1 : 92.585 MHz : -1.119 dB T1 : 5163.046 MHz : -7.706 dBm T2 : 5215.150 MHz : -5.976 dBm OBW : 52.104 MHz	Measured 26 dB Bandwidth: 92.585 MHz Measured 99% Bandwidth: 52.104 MHz

[back to matrix](#)

This test report may be reproduced in full only. The document may only be updated by MiCOM Labs personnel. Any changes will be noted in the Document History section of the report.



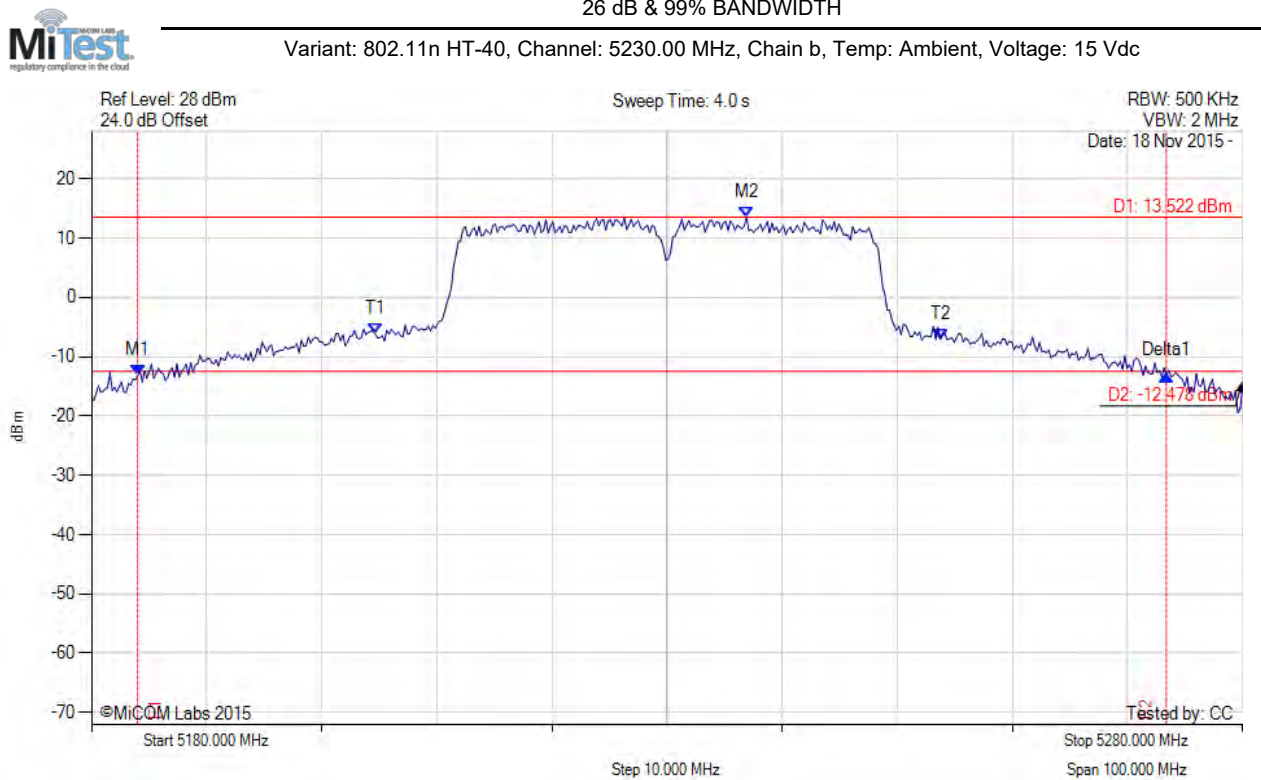


Analysers Setup	Marker:Frequency:Amplitude	Test Results
Detector = MAX PEAK Sweep Count = 0 RF Atten (dB) = 20 Trace Mode = MAX HOLD	M1 : 5180.601 MHz : -15.941 dBm M2 : 5223.888 MHz : 11.710 dBm Delta1 : 97.194 MHz : 1.102 dB T1 : 5199.639 MHz : -5.939 dBm T2 : 5257.555 MHz : -7.690 dBm OBW : 57.916 MHz	Measured 26 dB Bandwidth: 97.194 MHz Measured 99% Bandwidth: 57.916 MHz

[back to matrix](#)

This test report may be reproduced in full only. The document may only be updated by MiCOM Labs personnel. Any changes will be noted in the Document History section of the report.

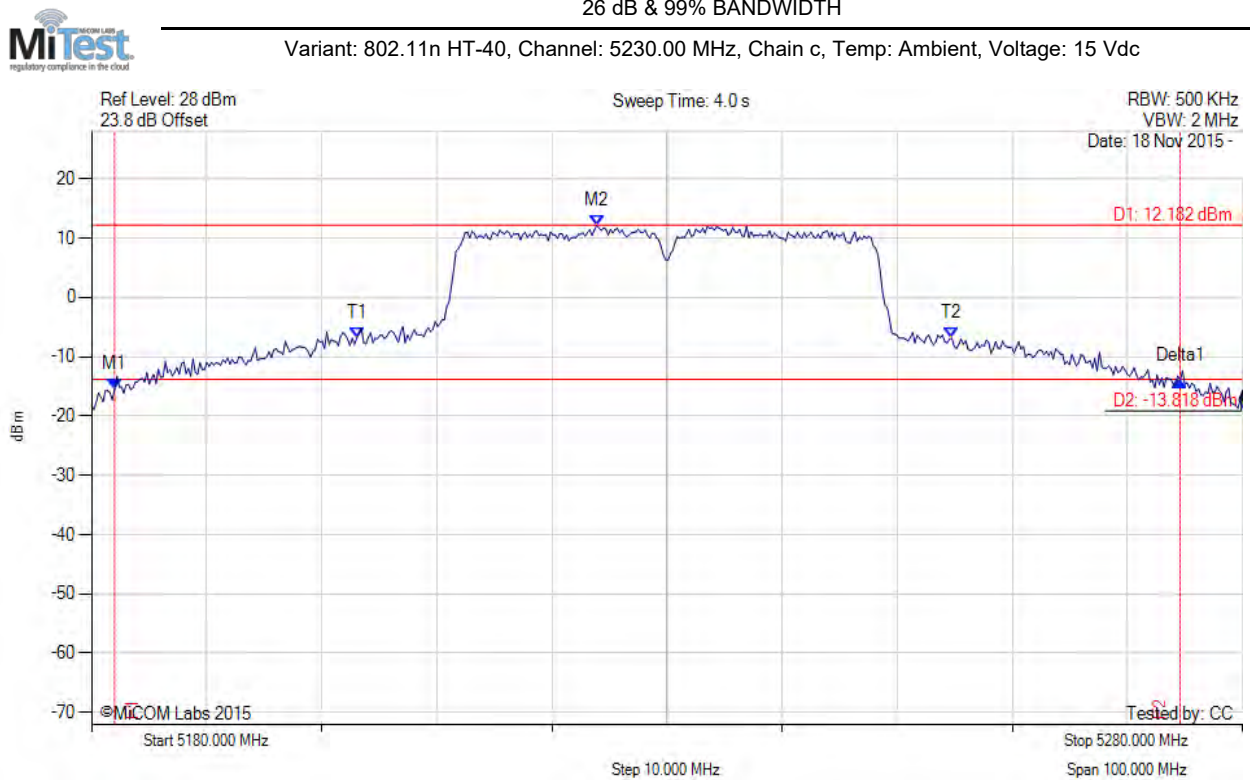




Analyser Setup	Marker:Frequency:Amplitude	Test Results
Detector = MAX PEAK Sweep Count = 0 RF Atten (dB) = 20 Trace Mode = MAX HOLD	M1 : 5184.008 MHz : -13.216 dBm M2 : 5236.914 MHz : 13.522 dBm Delta1 : 89.379 MHz : 0.136 dB T1 : 5204.649 MHz : -6.173 dBm T2 : 5253.747 MHz : -7.005 dBm OBW : 49.098 MHz	Measured 26 dB Bandwidth: 89.379 MHz Measured 99% Bandwidth: 49.098 MHz

[back to matrix](#)





Analyser Setup	Marker:Frequency:Amplitude	Test Results
Detector = MAX PEAK Sweep Count = 0 RF Atten (dB) = 20 Trace Mode = MAX HOLD	M1 : 5182.004 MHz : -15.569 dBm M2 : 5223.888 MHz : 12.182 dBm Delta1 : 92.585 MHz : 1.542 dB T1 : 5203.046 MHz : -6.808 dBm T2 : 5254.749 MHz : -6.879 dBm OBW : 51.703 MHz	Measured 26 dB Bandwidth: 92.585 MHz Measured 99% Bandwidth: 51.703 MHz

[back to matrix](#)

This test report may be reproduced in full only. The document may only be updated by MiCOM Labs personnel. Any changes will be noted in the Document History section of the report.



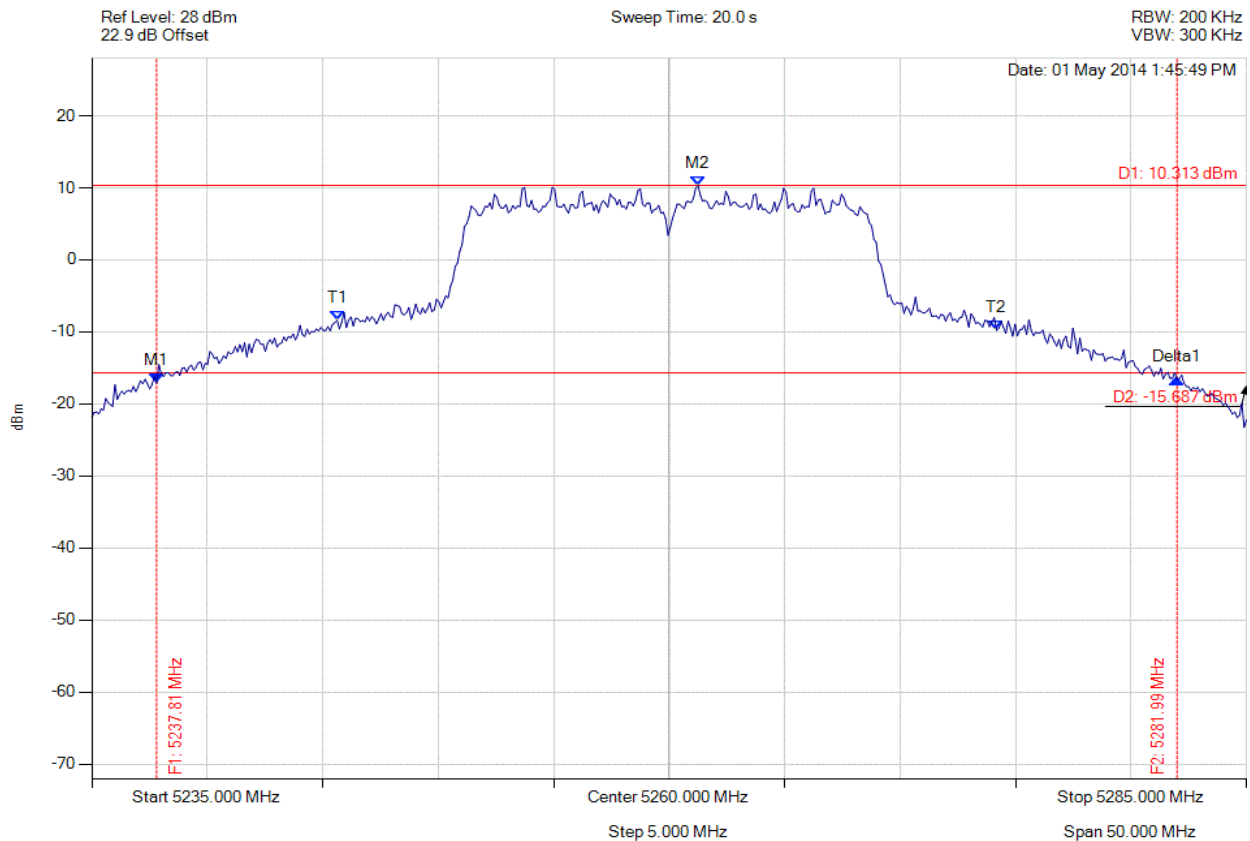


**Title:** NetScout Systems BCM43460  
**To:** FCC 47 CFR Part 15.407 & IC RSS-247  
**Serial #:** FLUK48-U5 Rev A  
**Issue Date:** 23rd December 2015  
**Page:** 297 of 404



### 26 dB & 99% BANDWIDTH

Variant: 802.11a, Channel: 5260.00 MHz, Chain a, Temp: Ambient, Voltage: 3.3 Vdc



Analyser Setup	Marker : Frequency : Amplitude	Test Results
Detector = MAX PEAK Sweep Count = 0 RF Atten (dB) = 20 Trace Mode = VIEW	M1 : 5237.806 MHz : -17.113 dBm M2 : 5261.253 MHz : 10.313 dBm Delta1 : 44.188 MHz : 0.502 dB T1 : 5245.621 MHz : -8.390 dBm T2 : 5274.178 MHz : -9.779 dBm OBW : 28.557 MHz	Measured 26 dB Bandwidth: 44.188 MHz Measured 99% Bandwidth: 28.557 MHz

[Back to the Matrix](#)

This test report may be reproduced in full only. The document may only be updated by MiCOM Labs personnel. Any changes will be noted in the Document History section of the report.



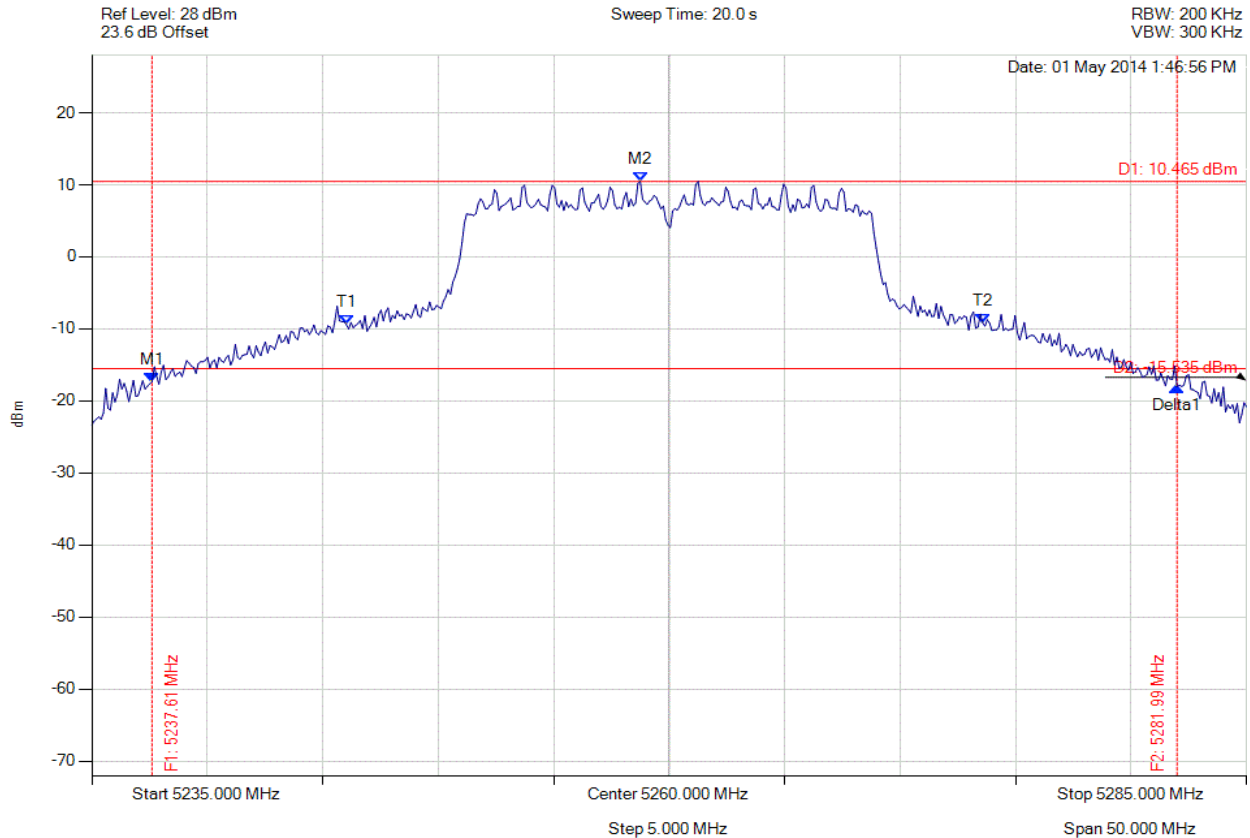


**Title:** NetScout Systems BCM43460  
**To:** FCC 47 CFR Part 15.407 & IC RSS-247  
**Serial #:** FLUK48-U5 Rev A  
**Issue Date:** 23rd December 2015  
**Page:** 298 of 404



### 26 dB & 99% BANDWIDTH

Variant: 802.11a, Channel: 5260.00 MHz, Chain b, Temp: Ambient, Voltage: 3.3 Vdc



Analyser Setup	Marker : Frequency : Amplitude	Test Results
Detector = MAX PEAK Sweep Count = 0 RF Atten (dB) = 20 Trace Mode = VIEW	M1 : 5237.605 MHz : -17.348 dBm M2 : 5258.747 MHz : 10.465 dBm Delta1 : 44.389 MHz : -0.702 dB T1 : 5246.022 MHz : -9.394 dBm T2 : 5273.577 MHz : -9.195 dBm OBW : 27.555 MHz	Measured 26 dB Bandwidth: 44.389 MHz Measured 99% Bandwidth: 27.555 MHz

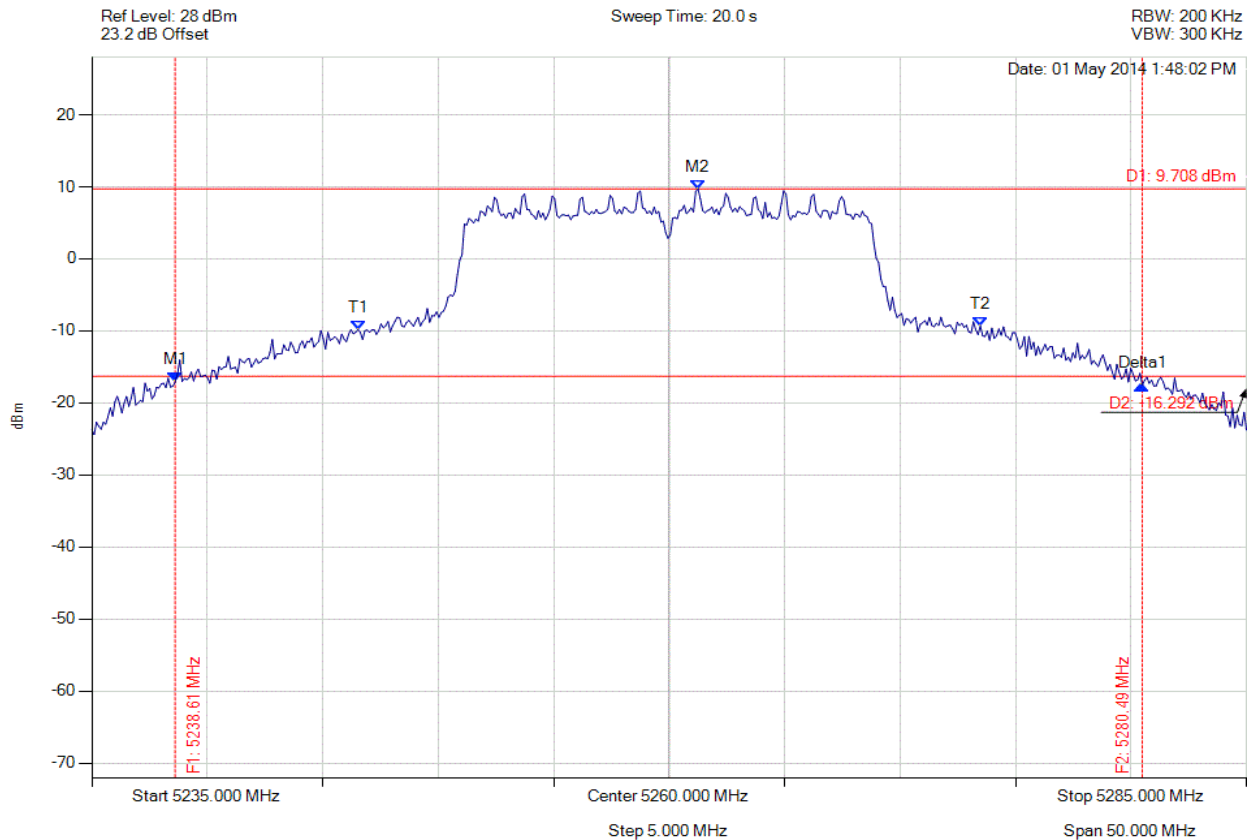
[Back to the Matrix](#)

This test report may be reproduced in full only. The document may only be updated by MiCOM Labs personnel. Any changes will be noted in the Document History section of the report.



### 26 dB & 99% BANDWIDTH

Variant: 802.11a, Channel: 5260.00 MHz, Chain c, Temp: Ambient, Voltage: 3.3 Vdc



Analyser Setup	Marker : Frequency : Amplitude	Test Results
Detector = MAX PEAK Sweep Count = 0 RF Atten (dB) = 20 Trace Mode = VIEW	M1 : 5238.607 MHz : -17.100 dBm M2 : 5261.253 MHz : 9.708 dBm Delta1 : 41.884 MHz : -0.451 dB T1 : 5246.523 MHz : -9.807 dBm T2 : 5273.477 MHz : -9.342 dBm OBW : 26.954 MHz	Measured 26 dB Bandwidth: 41.884 MHz Measured 99% Bandwidth: 26.954 MHz

[Back to the Matrix](#)



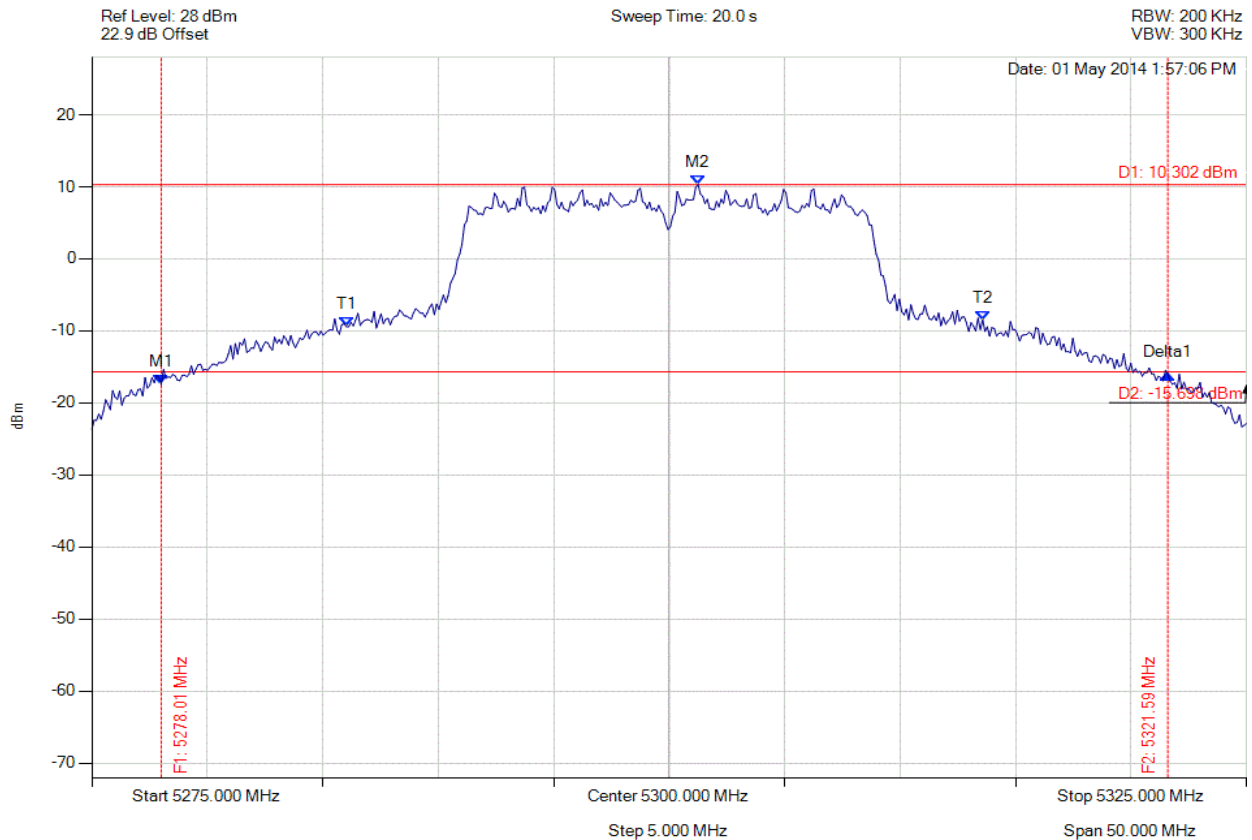


**Title:** NetScout Systems BCM43460  
**To:** FCC 47 CFR Part 15.407 & IC RSS-247  
**Serial #:** FLUK48-U5 Rev A  
**Issue Date:** 23rd December 2015  
**Page:** 300 of 404



### 26 dB & 99% BANDWIDTH

Variant: 802.11a, Channel: 5300.00 MHz, Chain a, Temp: Ambient, Voltage: 3.3 Vdc



Analyser Setup	Marker : Frequency : Amplitude	Test Results
Detector = MAX PEAK Sweep Count = 0 RF Atten (dB) = 20 Trace Mode = VIEW	M1 : 5278.006 MHz : -17.438 dBm M2 : 5301.253 MHz : 10.302 dBm Delta1 : 43.587 MHz : 1.391 dB T1 : 5286.022 MHz : -9.401 dBm T2 : 5313.577 MHz : -8.477 dBm OBW : 27.555 MHz	Measured 26 dB Bandwidth: 43.587 MHz Measured 99% Bandwidth: 27.555 MHz

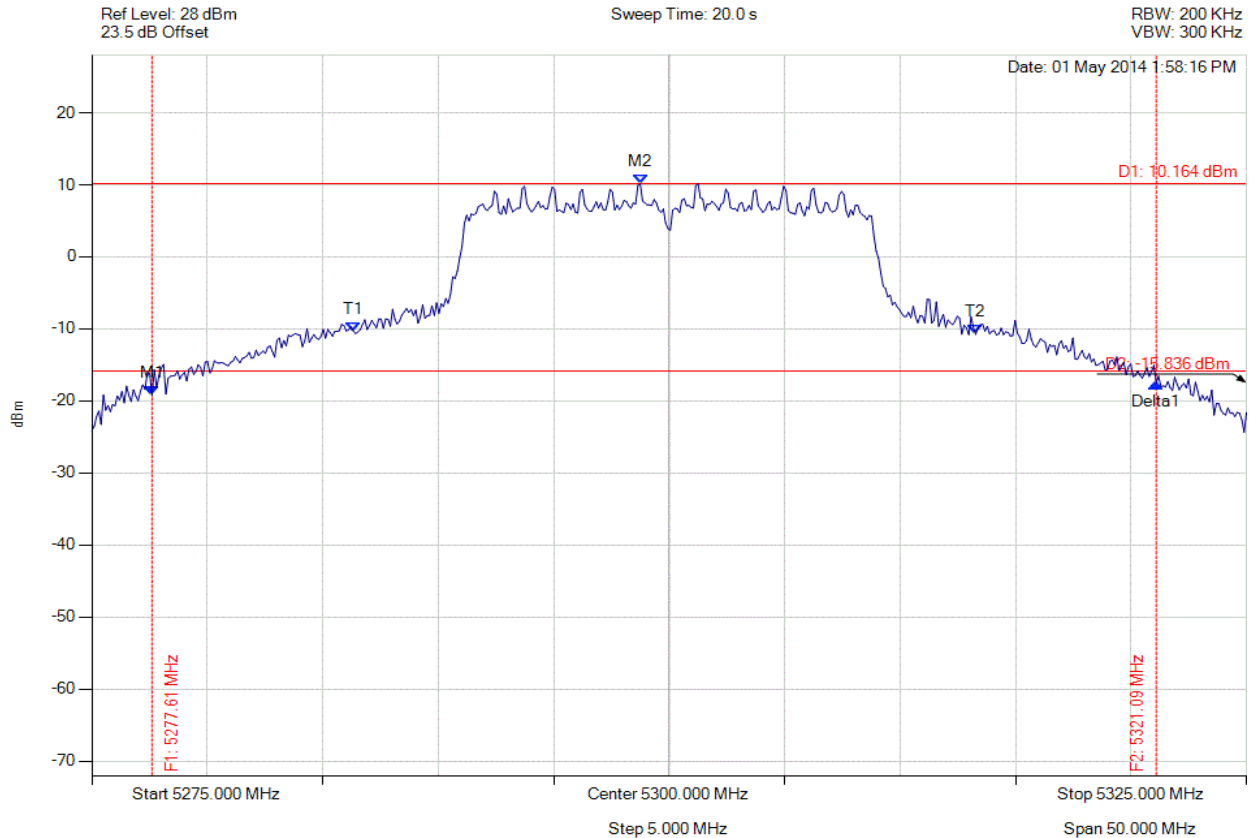
[Back to the Matrix](#)

This test report may be reproduced in full only. The document may only be updated by MiCOM Labs personnel. Any changes will be noted in the Document History section of the report.



### 26 dB & 99% BANDWIDTH

Variant: 802.11a, Channel: 5300.00 MHz, Chain b, Temp: Ambient, Voltage: 3.3 Vdc



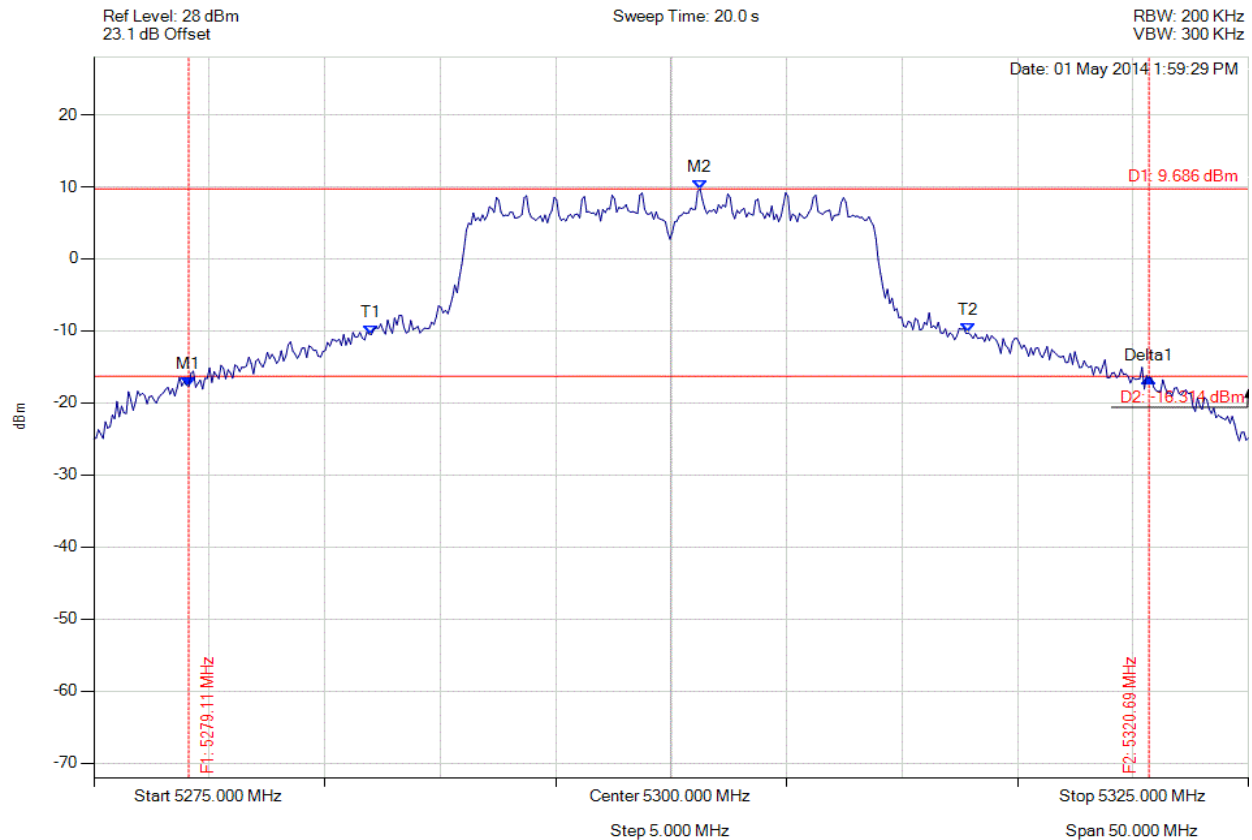
Analyser Setup	Marker : Frequency : Amplitude	Test Results
Detector = MAX PEAK Sweep Count = 0 RF Atten (dB) = 20 Trace Mode = VIEW	M1 : 5277.605 MHz : -19.266 dBm M2 : 5298.747 MHz : 10.164 dBm Delta1 : 43.487 MHz : 1.708 dB T1 : 5286.323 MHz : -10.310 dBm T2 : 5313.277 MHz : -10.763 dBm OBW : 26.954 MHz	Measured 26 dB Bandwidth: 43.487 MHz Measured 99% Bandwidth: 26.954 MHz

[Back to the Matrix](#)



### 26 dB & 99% BANDWIDTH

Variant: 802.11a, Channel: 5300.00 MHz, Chain c, Temp: Ambient, Voltage: 3.3 Vdc



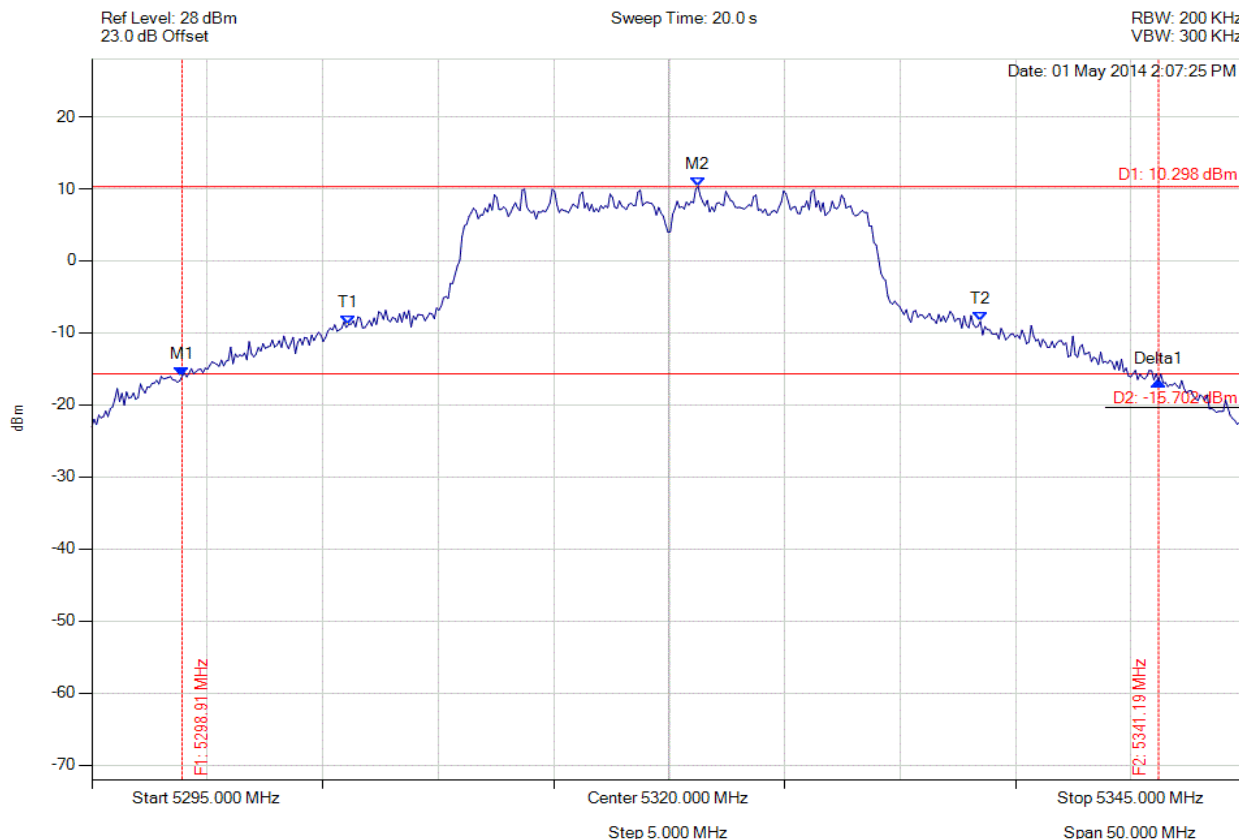
Analyser Setup	Marker : Frequency : Amplitude	Test Results
Detector = MAX PEAK Sweep Count = 0 RF Atten (dB) = 20 Trace Mode = VIEW	M1 : 5279.108 MHz : -17.668 dBm M2 : 5301.253 MHz : 9.686 dBm Delta1 : 41.583 MHz : 1.114 dB T1 : 5287.024 MHz : -10.509 dBm T2 : 5312.876 MHz : -10.285 dBm OBW : 25.852 MHz	Measured 26 dB Bandwidth: 41.583 MHz Measured 99% Bandwidth: 25.852 MHz

[Back to the Matrix](#)



### 26 dB & 99% BANDWIDTH

Variant: 802.11a, Channel: 5320.00 MHz, Chain a, Temp: Ambient, Voltage: 3.3 Vdc



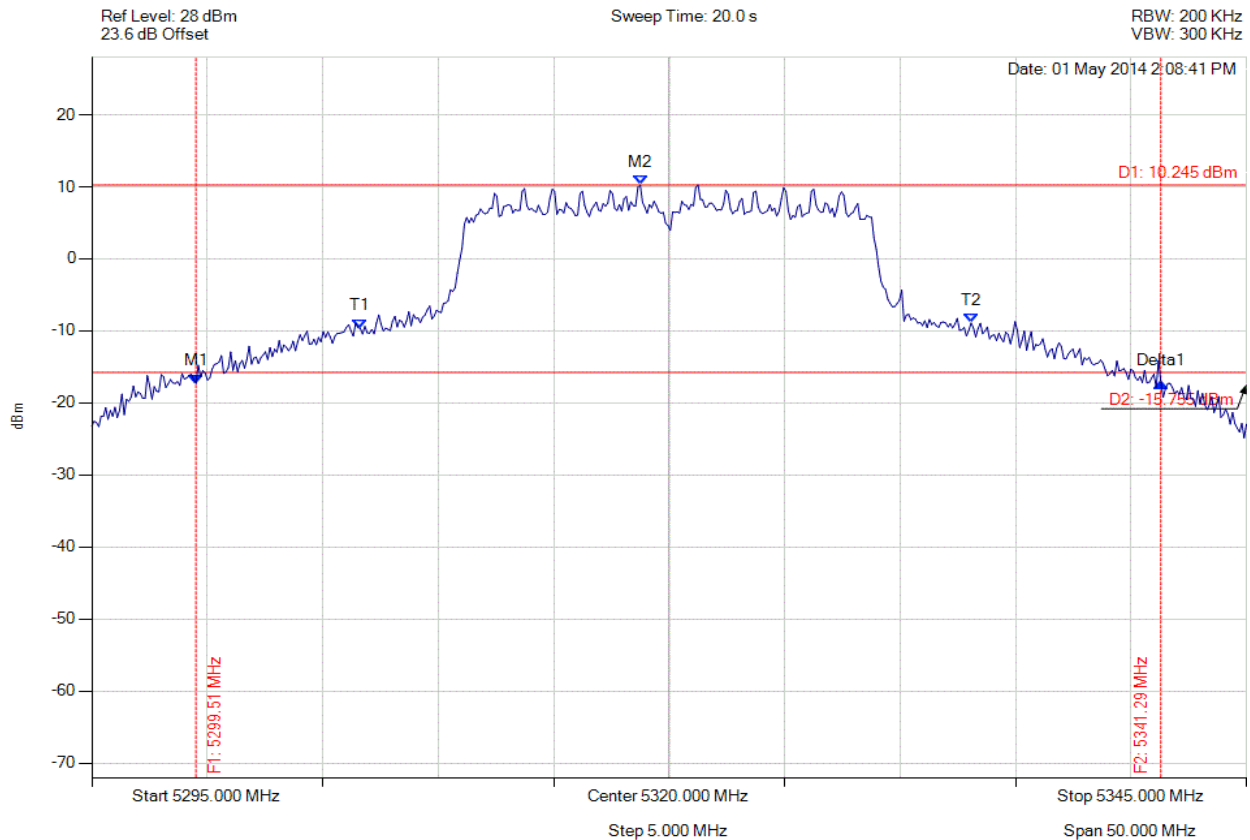
Analyser Setup	Marker : Frequency : Amplitude	Test Results
Detector = MAX PEAK Sweep Count = 0 RF Atten (dB) = 20 Trace Mode = VIEW	M1 : 5298.908 MHz : -16.057 dBm M2 : 5321.253 MHz : 10.298 dBm Delta1 : 42.285 MHz : -0.649 dB T1 : 5306.122 MHz : -8.821 dBm T2 : 5333.477 MHz : -8.420 dBm OBW : 27.355 MHz	Measured 26 dB Bandwidth: 42.285 MHz Measured 99% Bandwidth: 27.355 MHz

[Back to the Matrix](#)



### 26 dB & 99% BANDWIDTH

Variant: 802.11a, Channel: 5320.00 MHz, Chain b, Temp: Ambient, Voltage: 3.3 Vdc



Analyser Setup	Marker : Frequency : Amplitude	Test Results
Detector = MAX PEAK Sweep Count = 0 RF Atten (dB) = 20 Trace Mode = VIEW	M1 : 5299.509 MHz : -17.300 dBm M2 : 5318.747 MHz : 10.245 dBm Delta1 : 41.784 MHz : 0.126 dB T1 : 5306.623 MHz : -9.624 dBm T2 : 5333.076 MHz : -8.906 dBm OBW : 26.453 MHz	Measured 26 dB Bandwidth: 41.784 MHz Measured 99% Bandwidth: 26.453 MHz

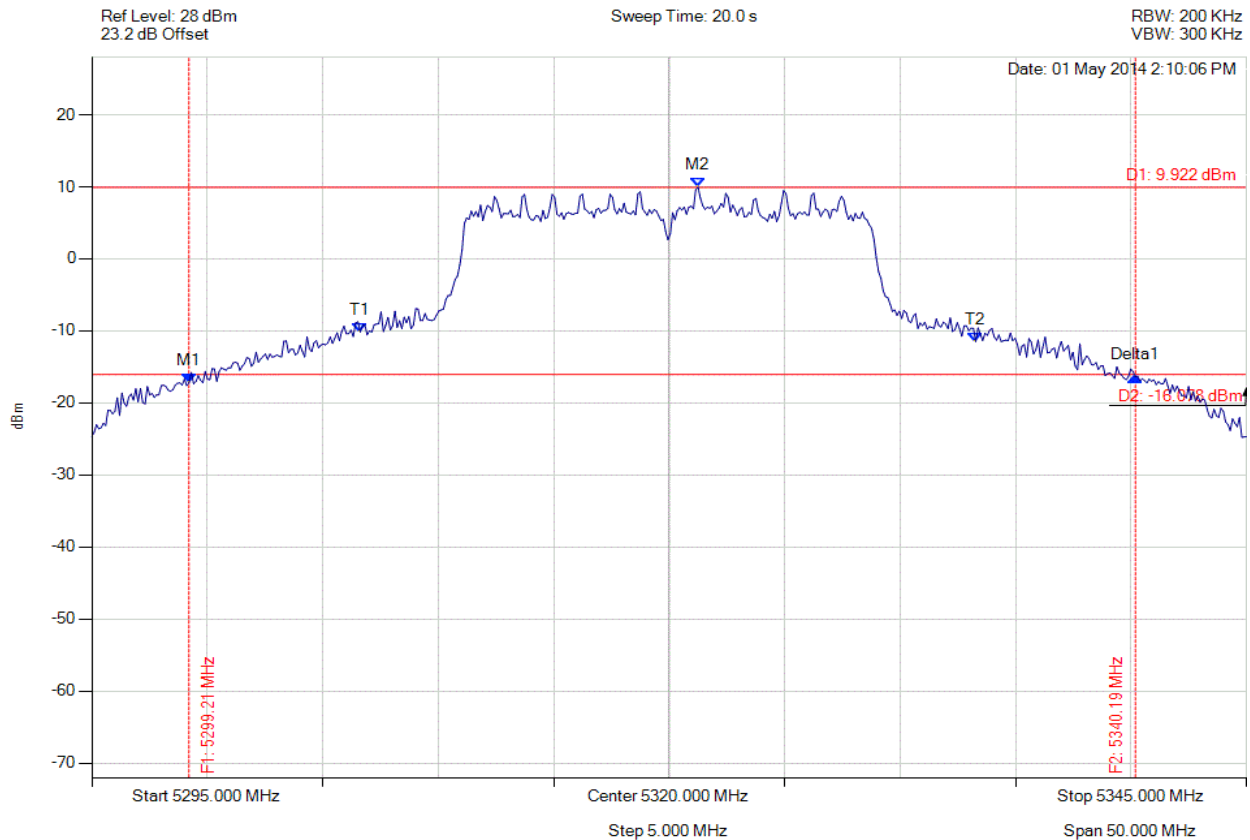
[Back to the Matrix](#)

This test report may be reproduced in full only. The document may only be updated by MiCOM Labs personnel. Any changes will be noted in the Document History section of the report.



### 26 dB & 99% BANDWIDTH

Variant: 802.11a, Channel: 5320.00 MHz, Chain c, Temp: Ambient, Voltage: 3.3 Vdc



Analyser Setup	Marker : Frequency : Amplitude	Test Results
Detector = MAX PEAK Sweep Count = 0 RF Atten (dB) = 20 Trace Mode = VIEW	M1 : 5299.208 MHz : -17.259 dBm M2 : 5321.253 MHz : 9.922 dBm Delta1 : 40.982 MHz : 0.895 dB T1 : 5306.623 MHz : -10.137 dBm T2 : 5333.277 MHz : -11.489 dBm OBW : 26.653 MHz	Measured 26 dB Bandwidth: 40.982 MHz Measured 99% Bandwidth: 26.653 MHz

[Back to the Matrix](#)



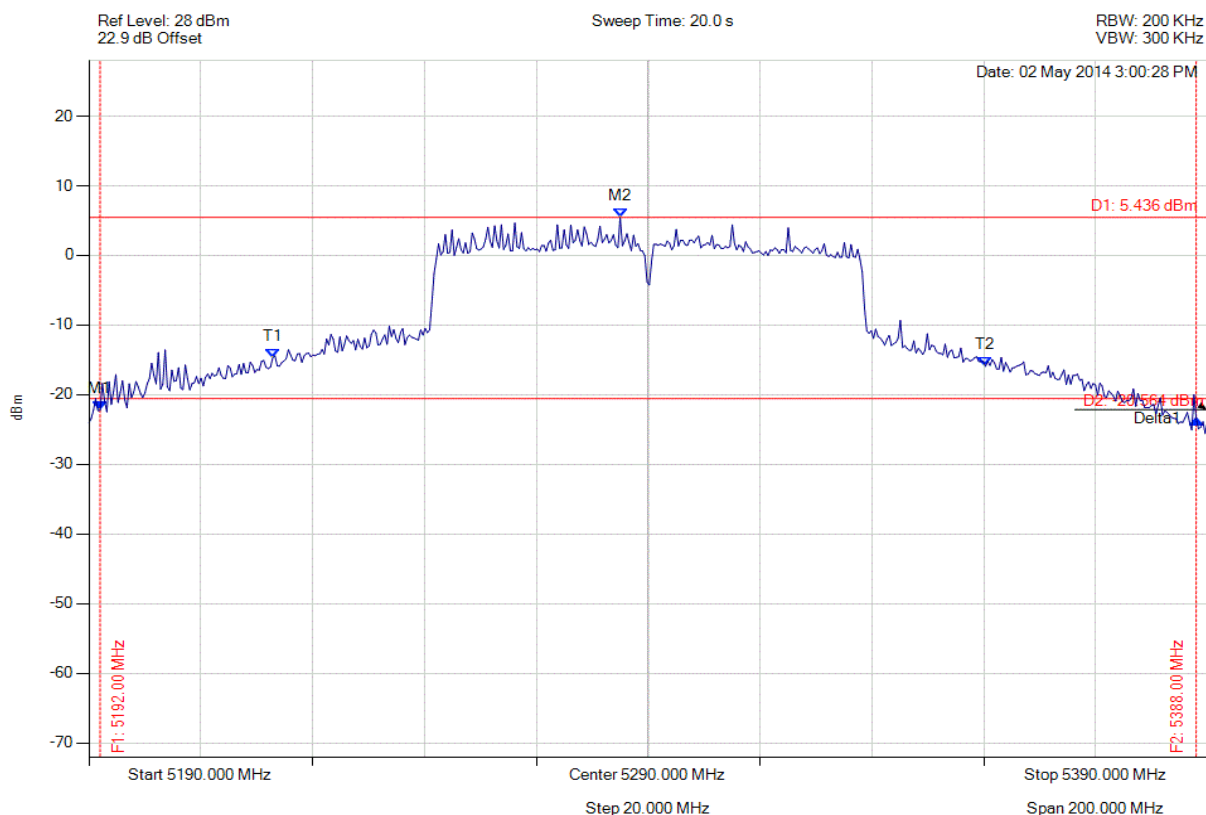


**Title:** NetScout Systems BCM43460  
**To:** FCC 47 CFR Part 15.407 & IC RSS-247  
**Serial #:** FLUK48-U5 Rev A  
**Issue Date:** 23rd December 2015  
**Page:** 306 of 404



### 26 dB & 99% BANDWIDTH

Variant: 802.11ac-80, Channel: 5290.00 MHz, Chain a, Temp: Ambient, Voltage: 3.3 Vdc



Analyser Setup	Marker : Frequency : Amplitude	Test Results
Detector = MAX PEAK Sweep Count = 0 RF Atten (dB) = 20 Trace Mode = VIEW	M1 : 5192.004 MHz : -22.252 dBm M2 : 5284.990 MHz : 5.436 dBm Delta1 : 195.992 MHz : -1.232 dB T1 : 5222.866 MHz : -14.735 dBm T2 : 5350.321 MHz : -15.933 dBm OBW : 127.455 MHz	Measured 26 dB Bandwidth: 195.992 MHz Measured 99% Bandwidth: 127.455 MHz

[Back to the Matrix](#)

This test report may be reproduced in full only. The document may only be updated by MiCOM Labs personnel. Any changes will be noted in the Document History section of the report.



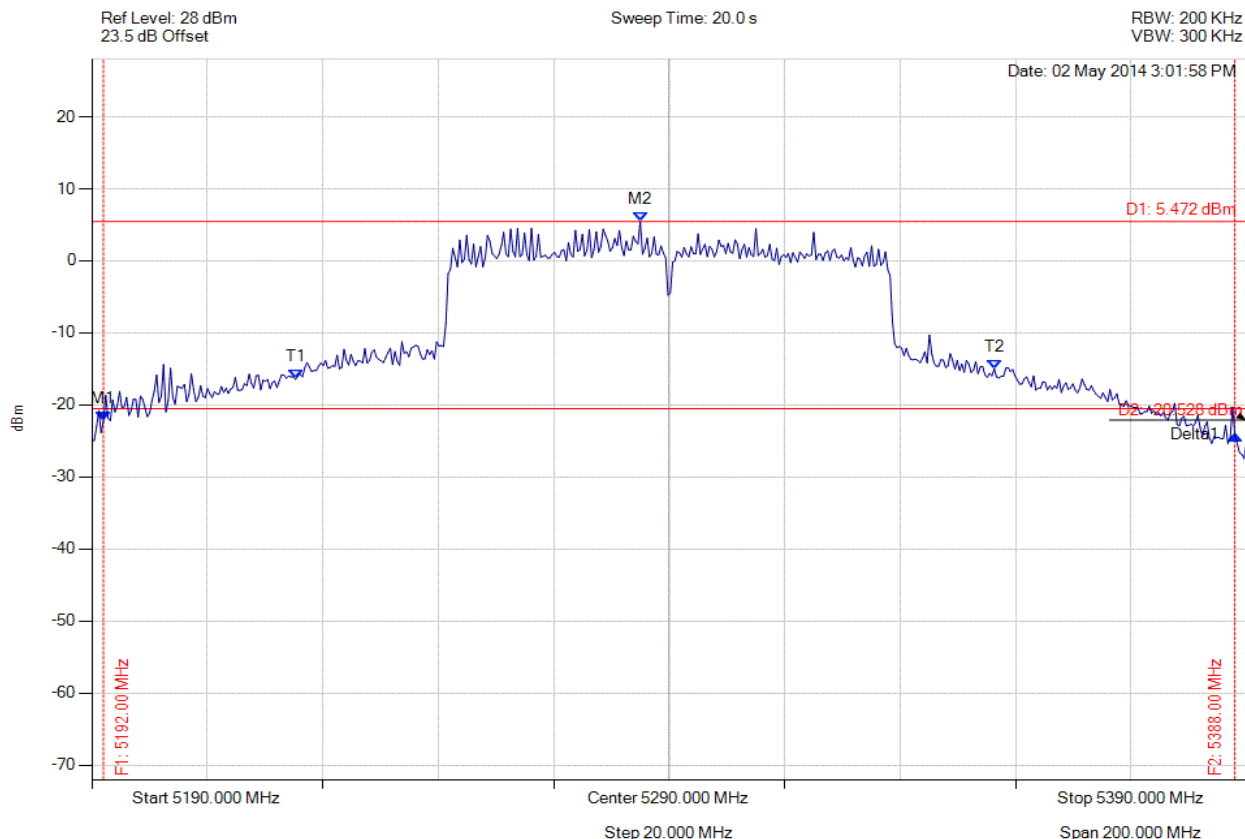


**Title:** NetScout Systems BCM43460  
**To:** FCC 47 CFR Part 15.407 & IC RSS-247  
**Serial #:** FLUK48-U5 Rev A  
**Issue Date:** 23rd December 2015  
**Page:** 307 of 404



#### 26 dB & 99% BANDWIDTH

Variant: 802.11ac-80, Channel: 5290.00 MHz, Chain b, Temp: Ambient, Voltage: 3.3 Vdc



Analyser Setup	Marker : Frequency : Amplitude	Test Results
Detector = MAX PEAK Sweep Count = 0 RF Atten (dB) = 20 Trace Mode = VIEW	M1 : 5192.004 MHz : -22.203 dBm M2 : 5284.990 MHz : 5.472 dBm Delta1 : 195.992 MHz : -1.961 dB T1 : 5225.271 MHz : -16.445 dBm T2 : 5346.313 MHz : -14.989 dBm OBW : 121.042 MHz	Measured 26 dB Bandwidth: 195.992 MHz Measured 99% Bandwidth: 121.042 MHz

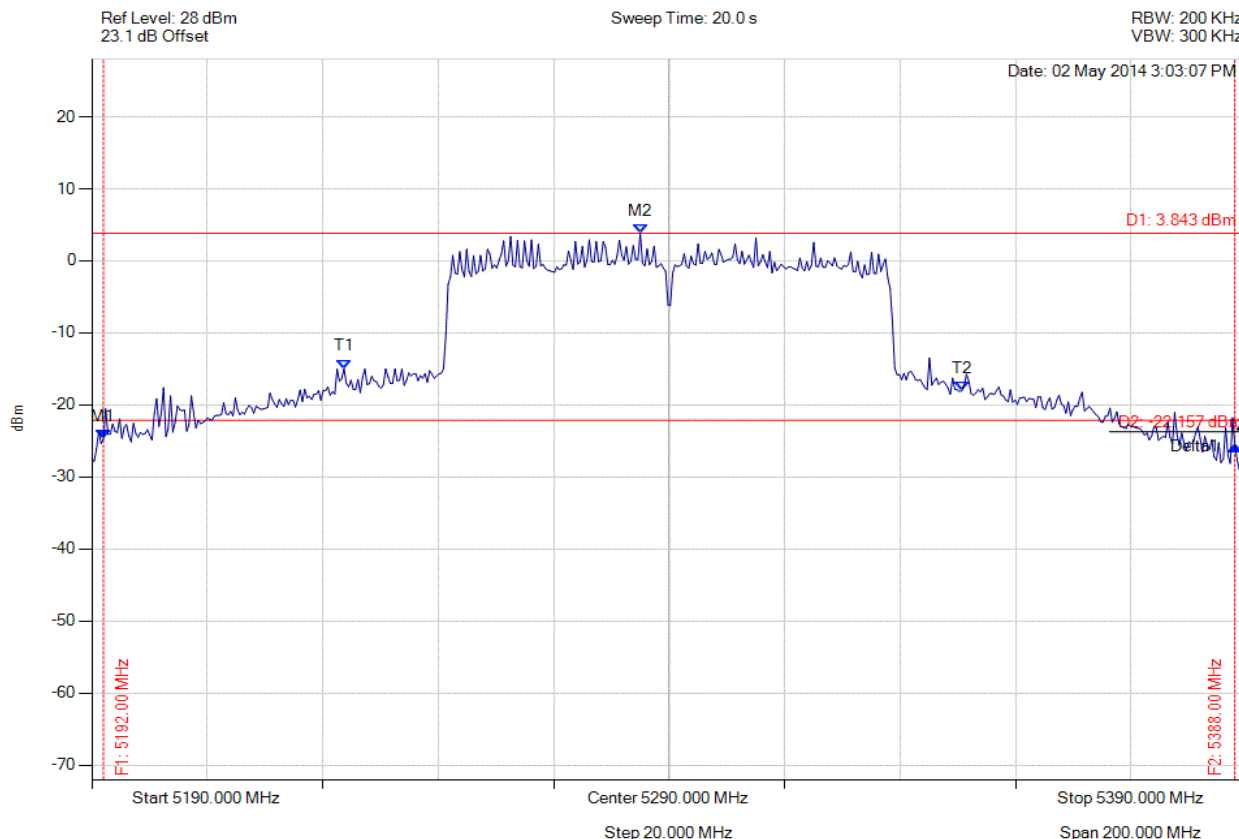
[Back to the Matrix](#)

This test report may be reproduced in full only. The document may only be updated by MiCOM Labs personnel. Any changes will be noted in the Document History section of the report.



### 26 dB & 99% BANDWIDTH

Variant: 802.11ac-80, Channel: 5290.00 MHz, Chain c, Temp: Ambient, Voltage: 3.3 Vdc



Analyser Setup	Marker : Frequency : Amplitude	Test Results
Detector = MAX PEAK Sweep Count = 0 RF Atten (dB) = 20 Trace Mode = VIEW	M1 : 5192.004 MHz : -24.733 dBm M2 : 5284.990 MHz : 3.843 dBm Delta1 : 195.992 MHz : -1.013 dB T1 : 5233.687 MHz : -14.965 dBm T2 : 5340.701 MHz : -18.038 dBm OBW : 107.014 MHz	Measured 26 dB Bandwidth: 195.992 MHz Measured 99% Bandwidth: 107.014 MHz

[Back to the Matrix](#)



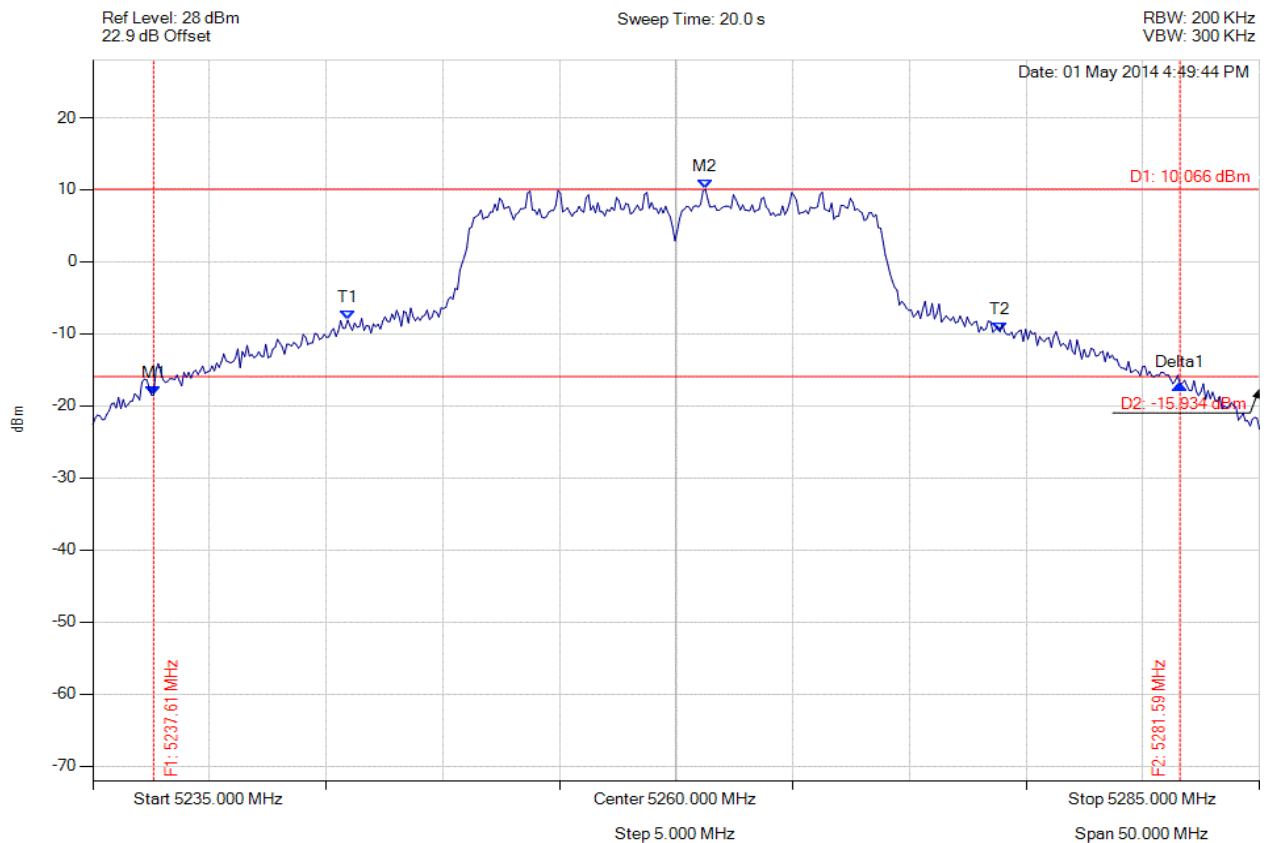


**Title:** NetScout Systems BCM43460  
**To:** FCC 47 CFR Part 15.407 & IC RSS-247  
**Serial #:** FLUK48-U5 Rev A  
**Issue Date:** 23rd December 2015  
**Page:** 309 of 404



### 26 dB & 99% BANDWIDTH

Variant: 802.11n HT-20, Channel: 5260.00 MHz, Chain a, Temp: Ambient, Voltage: 3.3 Vdc



Analyser Setup	Marker : Frequency : Amplitude	Test Results
Detector = MAX PEAK Sweep Count = 0 RF Atten (dB) = 20 Trace Mode = VIEW	M1 : 5237.605 MHz : -18.567 dBm M2 : 5261.253 MHz : 10.066 dBm Delta1 : 43.988 MHz : 1.564 dB T1 : 5245.922 MHz : -8.079 dBm T2 : 5273.878 MHz : -9.726 dBm OBW : 27.956 MHz	Measured 26 dB Bandwidth: 43.988 MHz Measured 99% Bandwidth: 27.956 MHz

[Back to the Matrix](#)

This test report may be reproduced in full only. The document may only be updated by MiCOM Labs personnel. Any changes will be noted in the Document History section of the report.



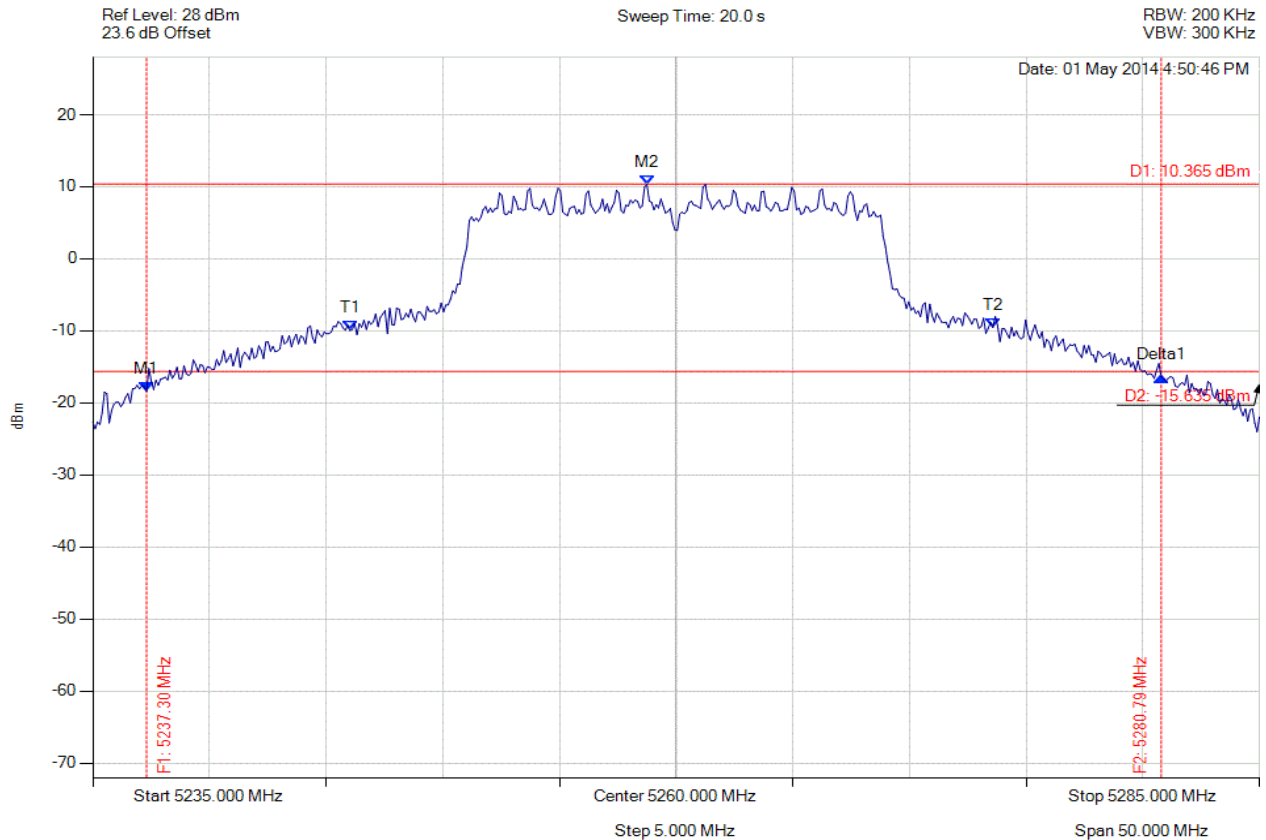


**Title:** NetScout Systems BCM43460  
**To:** FCC 47 CFR Part 15.407 & IC RSS-247  
**Serial #:** FLUK48-U5 Rev A  
**Issue Date:** 23rd December 2015  
**Page:** 310 of 404



### 26 dB & 99% BANDWIDTH

Variant: 802.11n HT-20, Channel: 5260.00 MHz, Chain b, Temp: Ambient, Voltage: 3.3 Vdc



Analyser Setup	Marker : Frequency : Amplitude	Test Results
Detector = MAX PEAK Sweep Count = 0 RF Atten (dB) = 20 Trace Mode = VIEW	M1 : 5237.305 MHz : -18.408 dBm M2 : 5258.747 MHz : 10.365 dBm Delta1 : 43.487 MHz : 2.013 dB T1 : 5246.022 MHz : -9.948 dBm T2 : 5273.577 MHz : -9.545 dBm OBW : 27.555 MHz	Measured 26 dB Bandwidth: 43.487 MHz Measured 99% Bandwidth: 27.555 MHz

[Back to the Matrix](#)

This test report may be reproduced in full only. The document may only be updated by MiCOM Labs personnel. Any changes will be noted in the Document History section of the report.



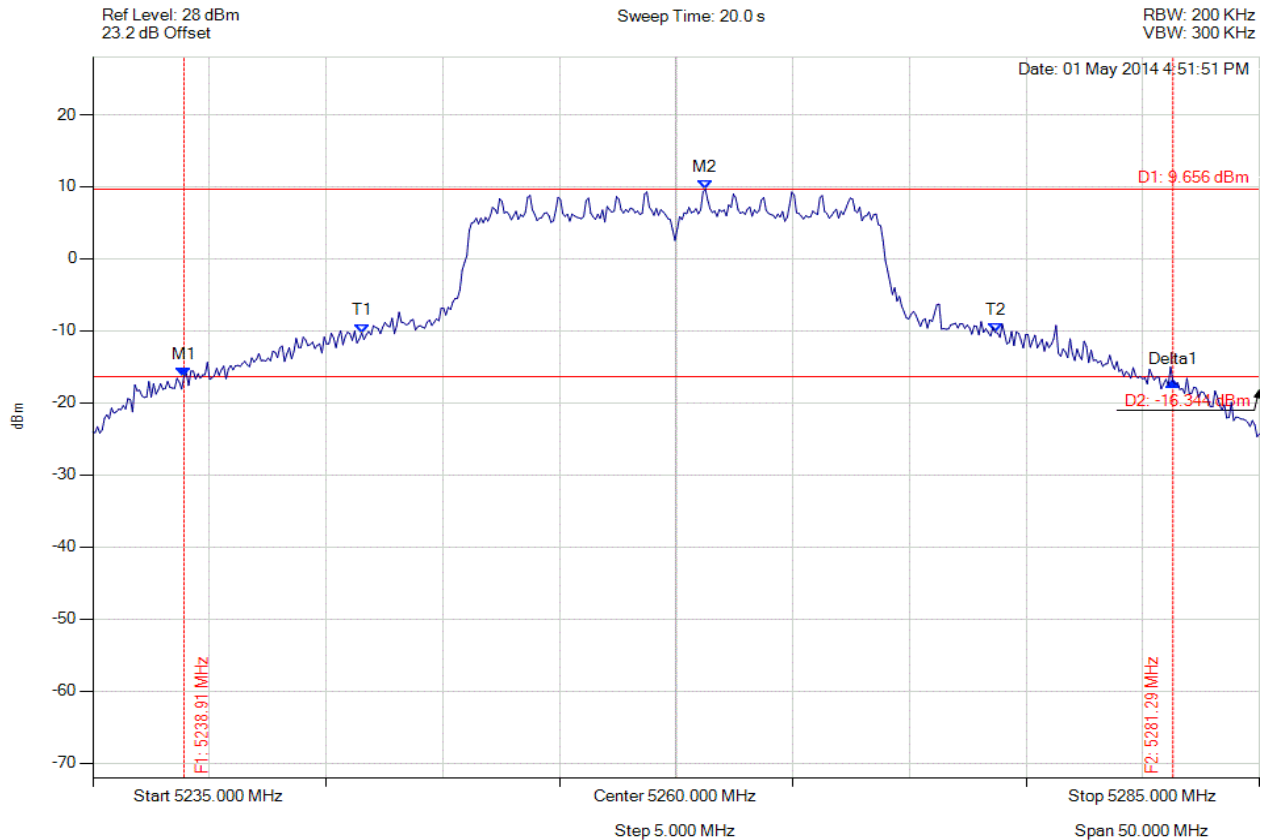


**Title:** NetScout Systems BCM43460  
**To:** FCC 47 CFR Part 15.407 & IC RSS-247  
**Serial #:** FLUK48-U5 Rev A  
**Issue Date:** 23rd December 2015  
**Page:** 311 of 404



#### 26 dB & 99% BANDWIDTH

Variant: 802.11n HT-20, Channel: 5260.00 MHz, Chain c, Temp: Ambient, Voltage: 3.3 Vdc



Analyser Setup	Marker : Frequency : Amplitude	Test Results
Detector = MAX PEAK Sweep Count = 0 RF Atten (dB) = 20 Trace Mode = VIEW	M1 : 5238.908 MHz : -16.362 dBm M2 : 5261.253 MHz : 9.656 dBm Delta1 : 42.385 MHz : -0.696 dB T1 : 5246.523 MHz : -10.293 dBm T2 : 5273.677 MHz : -10.208 dBm OBW : 27.154 MHz	Measured 26 dB Bandwidth: 42.385 MHz Measured 99% Bandwidth: 27.154 MHz

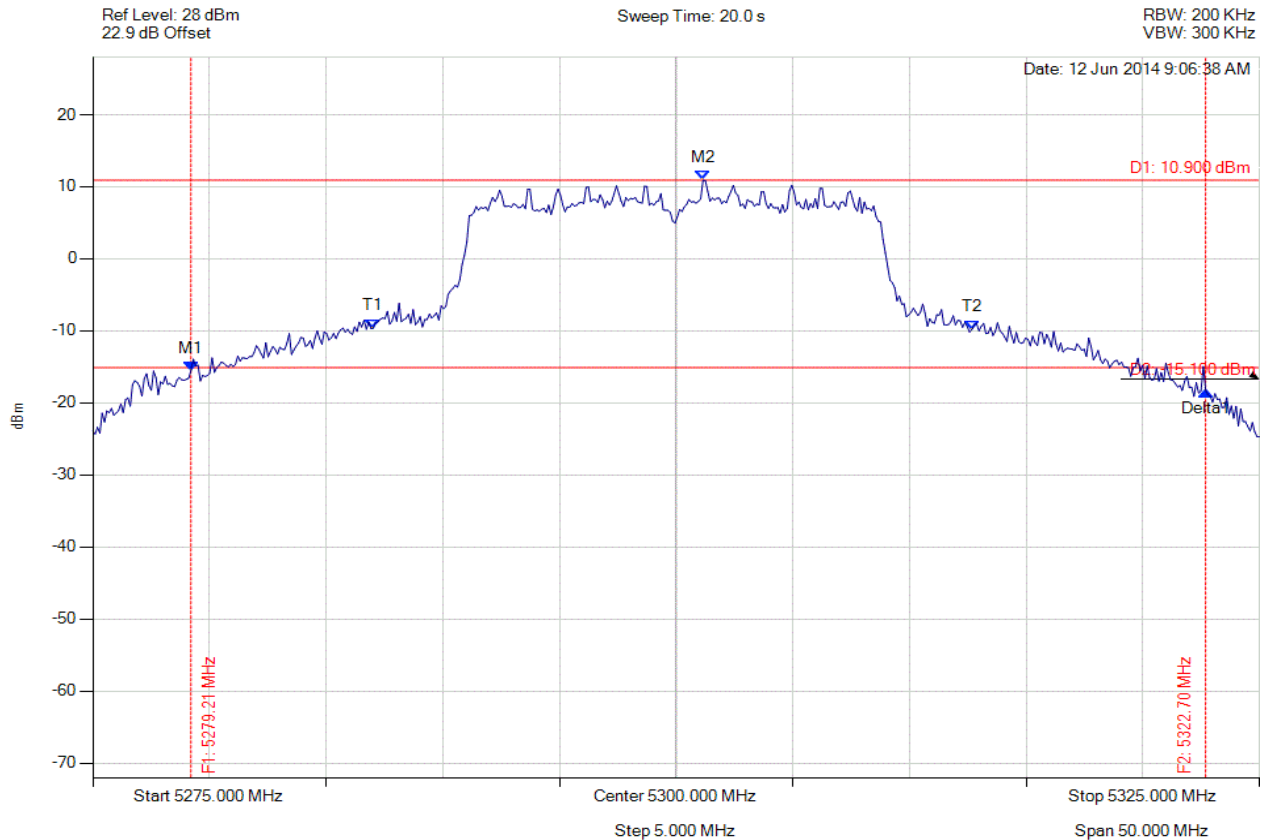
[Back to the Matrix](#)

This test report may be reproduced in full only. The document may only be updated by MiCOM Labs personnel. Any changes will be noted in the Document History section of the report.



### 26 dB & 99% BANDWIDTH

Variant: 802.11n HT-20, Channel: 5300.00 MHz, Chain a, Temp: Ambient, Voltage: 3.3 Vdc



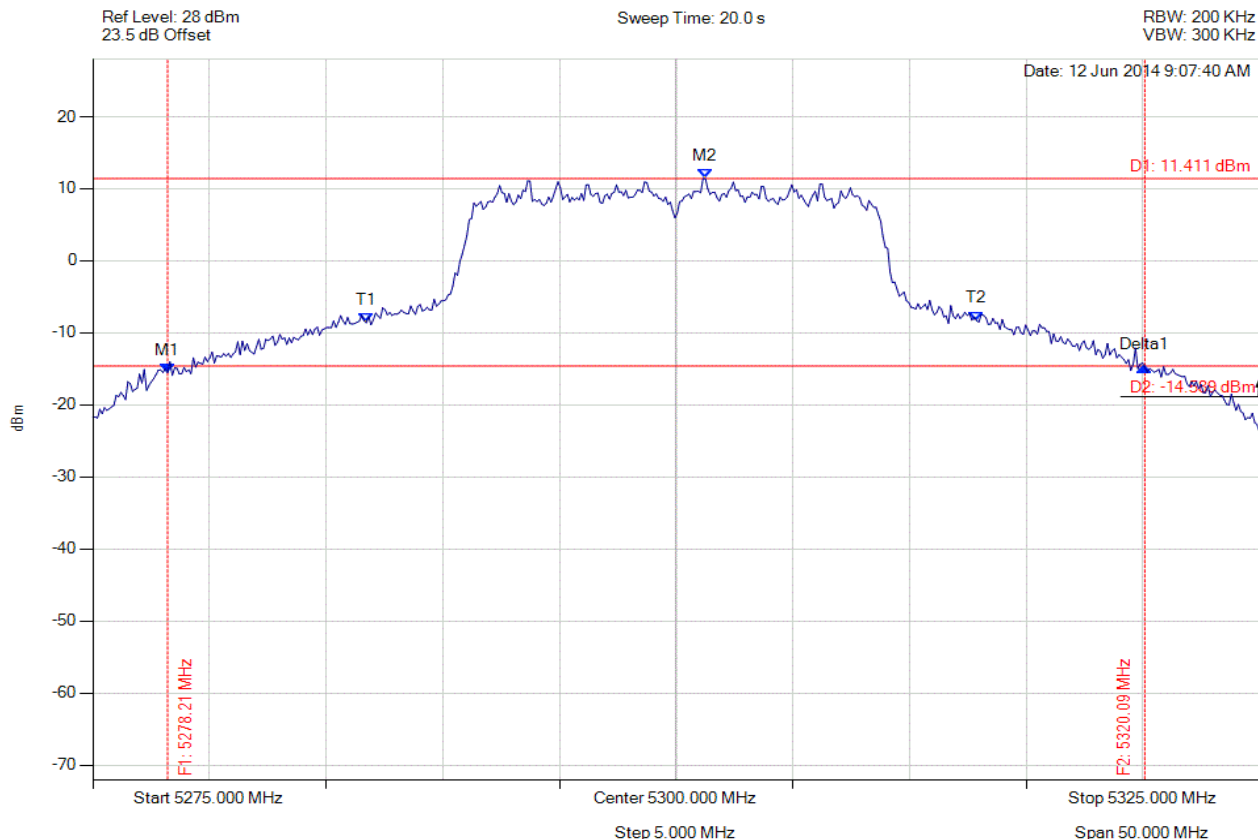
Analyser Setup	Marker : Frequency : Amplitude	Test Results
Detector = MAX PEAK Sweep Count = 0 RF Atten (dB) = 20 Trace Mode = VIEW	M1 : 5279.208 MHz : -15.486 dBm M2 : 5301.152 MHz : 10.900 dBm Delta1 : 43.487 MHz : -2.835 dB T1 : 5287.024 MHz : -9.628 dBm T2 : 5312.675 MHz : -9.805 dBm OBW : 25.651 MHz	Measured 26 dB Bandwidth: 43.487 MHz Measured 99% Bandwidth: 25.651 MHz

[Back to the Matrix](#)



### 26 dB & 99% BANDWIDTH

Variant: 802.11n HT-20, Channel: 5300.00 MHz, Chain b, Temp: Ambient, Voltage: 3.3 Vdc



Analyser Setup	Marker : Frequency : Amplitude	Test Results
Detector = MAX PEAK Sweep Count = 0 RF Atten (dB) = 20 Trace Mode = VIEW	M1 : 5278.206 MHz : -15.536 dBm M2 : 5301.253 MHz : 11.411 dBm Delta1 : 41.884 MHz : 0.775 dB T1 : 5286.723 MHz : -8.599 dBm T2 : 5312.876 MHz : -8.288 dBm OBW : 26.152 MHz	Measured 26 dB Bandwidth: 41.884 MHz Measured 99% Bandwidth: 26.152 MHz

[Back to the Matrix](#)



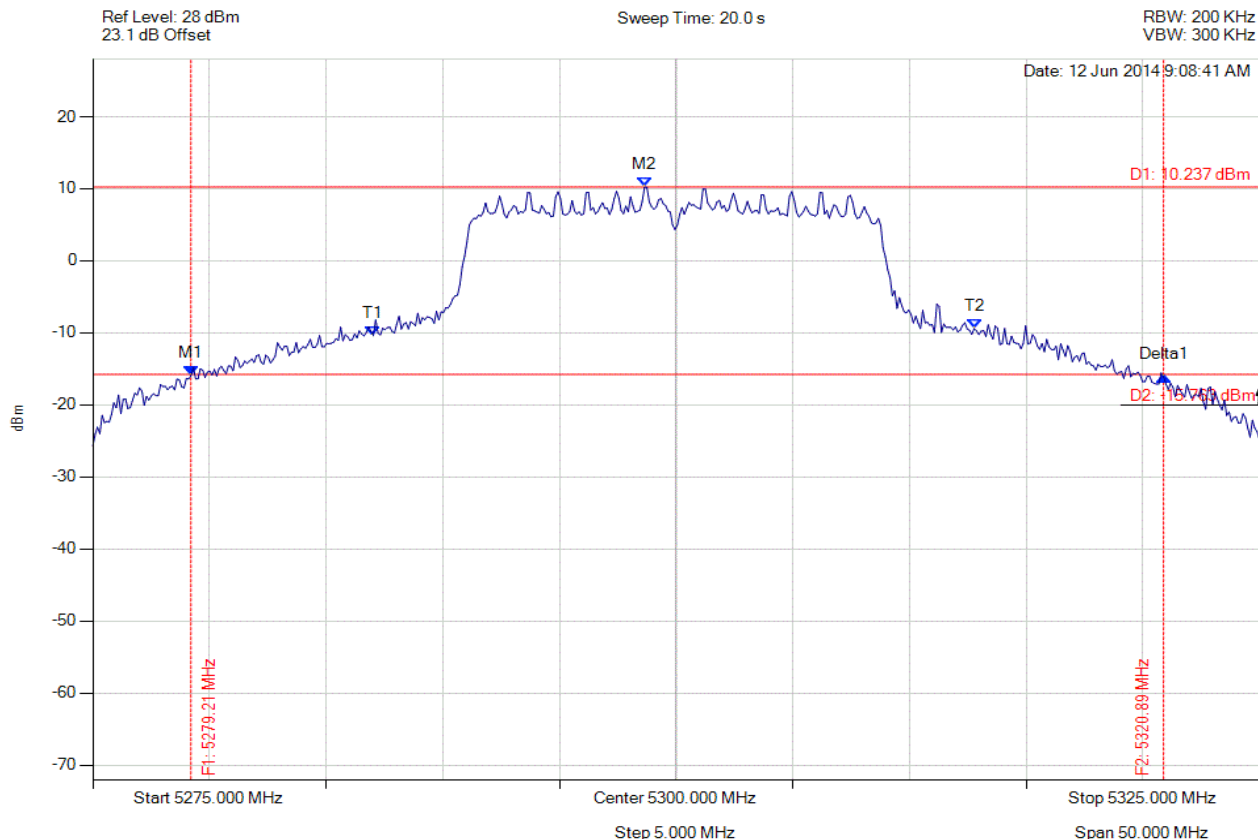


**Title:** NetScout Systems BCM43460  
**To:** FCC 47 CFR Part 15.407 & IC RSS-247  
**Serial #:** FLUK48-U5 Rev A  
**Issue Date:** 23rd December 2015  
**Page:** 314 of 404



### 26 dB & 99% BANDWIDTH

Variant: 802.11n HT-20, Channel: 5300.00 MHz, Chain c, Temp: Ambient, Voltage: 3.3 Vdc



Analyser Setup	Marker : Frequency : Amplitude	Test Results
Detector = MAX PEAK Sweep Count = 0 RF Atten (dB) = 20 Trace Mode = VIEW	M1 : 5279.208 MHz : -15.939 dBm M2 : 5298.647 MHz : 10.237 dBm Delta1 : 41.683 MHz : -0.179 dB T1 : 5287.024 MHz : -10.395 dBm T2 : 5312.776 MHz : -9.411 dBm OBW : 25.752 MHz	Measured 26 dB Bandwidth: 41.683 MHz Measured 99% Bandwidth: 25.752 MHz

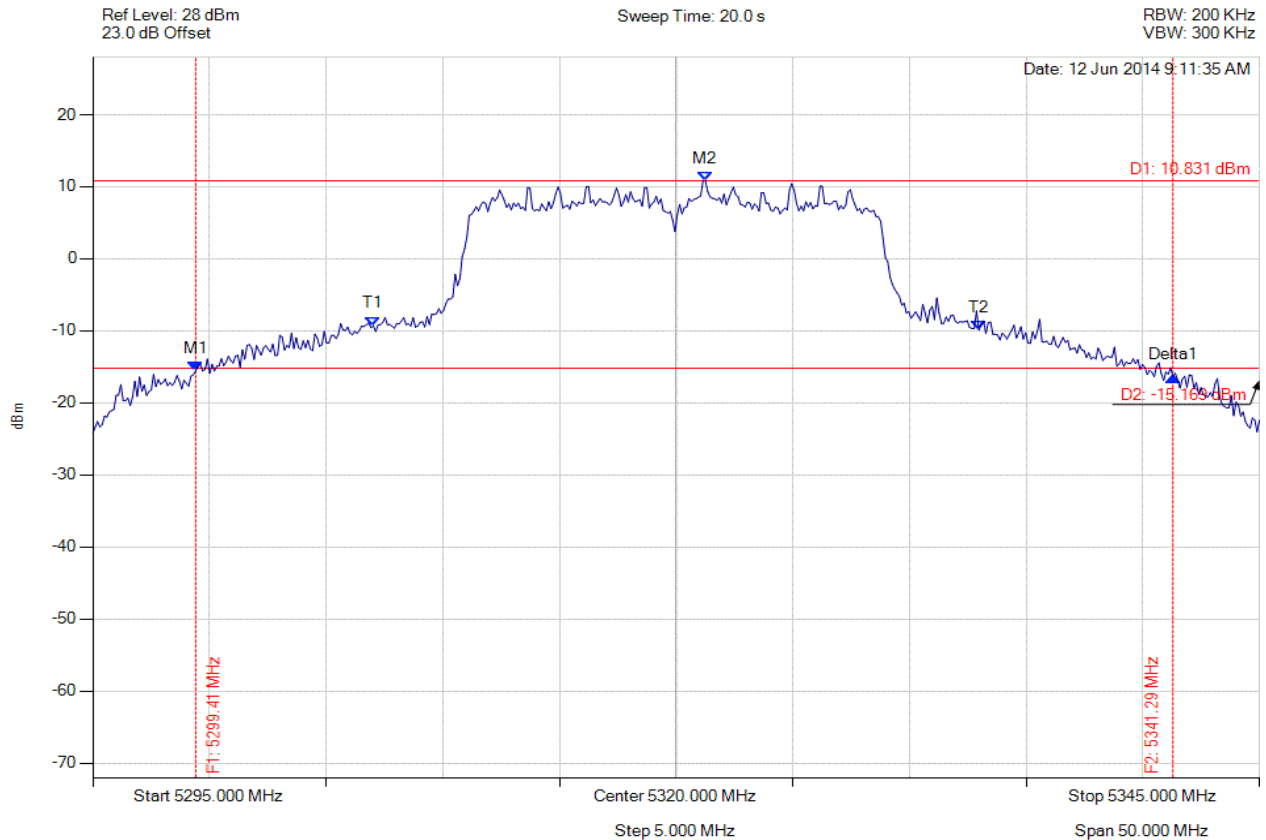
[Back to the Matrix](#)

This test report may be reproduced in full only. The document may only be updated by MiCOM Labs personnel. Any changes will be noted in the Document History section of the report.



### 26 dB & 99% BANDWIDTH

Variant: 802.11n HT-20, Channel: 5320.00 MHz, Chain a, Temp: Ambient, Voltage: 3.3 Vdc



Analyser Setup	Marker : Frequency : Amplitude	Test Results
Detector = MAX PEAK Sweep Count = 0 RF Atten (dB) = 20 Trace Mode = VIEW	M1 : 5299.409 MHz : -15.575 dBm M2 : 5321.253 MHz : 10.831 dBm Delta1 : 41.884 MHz : -0.787 dB T1 : 5307.024 MHz : -9.295 dBm T2 : 5332.976 MHz : -9.891 dBm OBW : 25.952 MHz	Measured 26 dB Bandwidth: 41.884 MHz Measured 99% Bandwidth: 25.952 MHz

[Back to the Matrix](#)



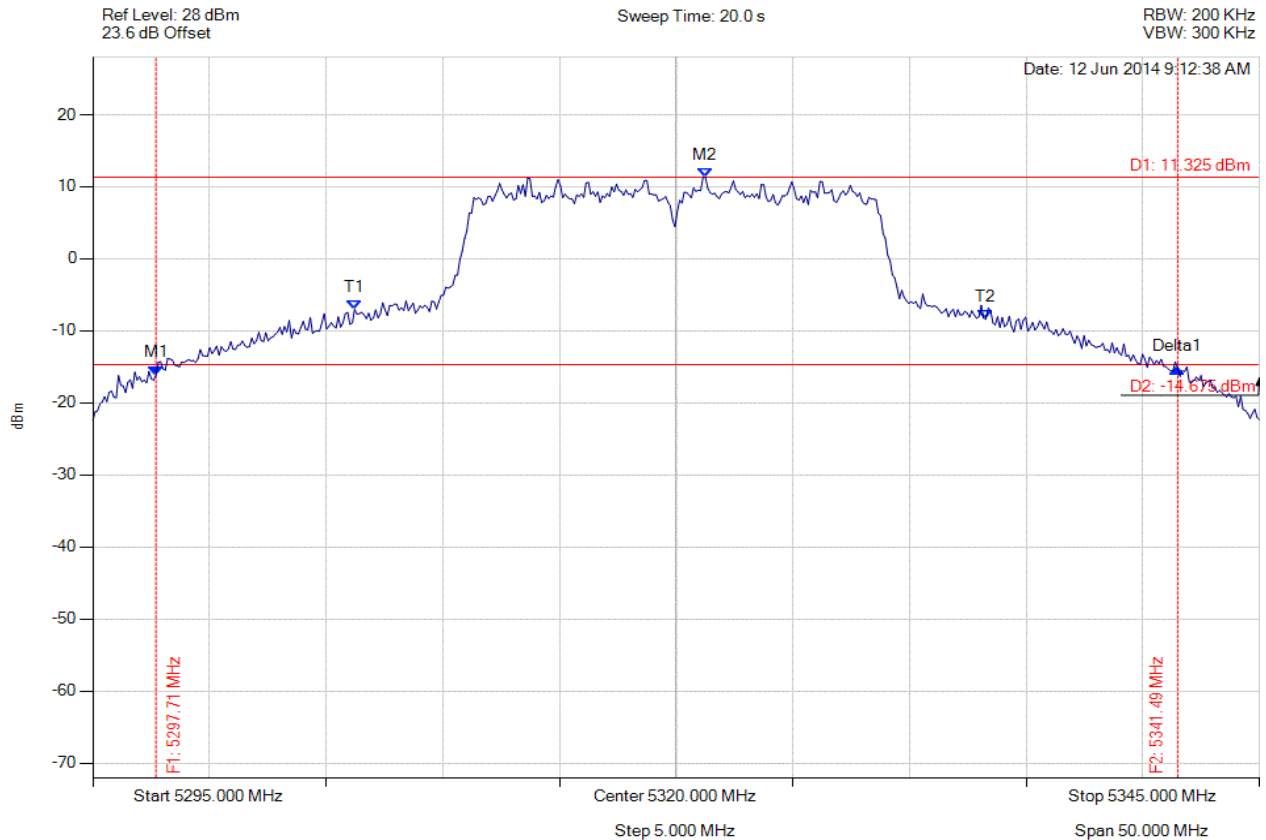


**Title:** NetScout Systems BCM43460  
**To:** FCC 47 CFR Part 15.407 & IC RSS-247  
**Serial #:** FLUK48-U5 Rev A  
**Issue Date:** 23rd December 2015  
**Page:** 316 of 404



### 26 dB & 99% BANDWIDTH

Variant: 802.11n HT-20, Channel: 5320.00 MHz, Chain b, Temp: Ambient, Voltage: 3.3 Vdc



Analyser Setup	Marker : Frequency : Amplitude	Test Results
Detector = MAX PEAK Sweep Count = 0 RF Atten (dB) = 20 Trace Mode = VIEW	M1 : 5297.705 MHz : -16.132 dBm M2 : 5321.253 MHz : 11.325 dBm Delta1 : 43.788 MHz : 0.962 dB T1 : 5306.222 MHz : -7.029 dBm T2 : 5333.277 MHz : -8.396 dBm OBW : 27.054 MHz	Measured 26 dB Bandwidth: 43.788 MHz Measured 99% Bandwidth: 27.054 MHz

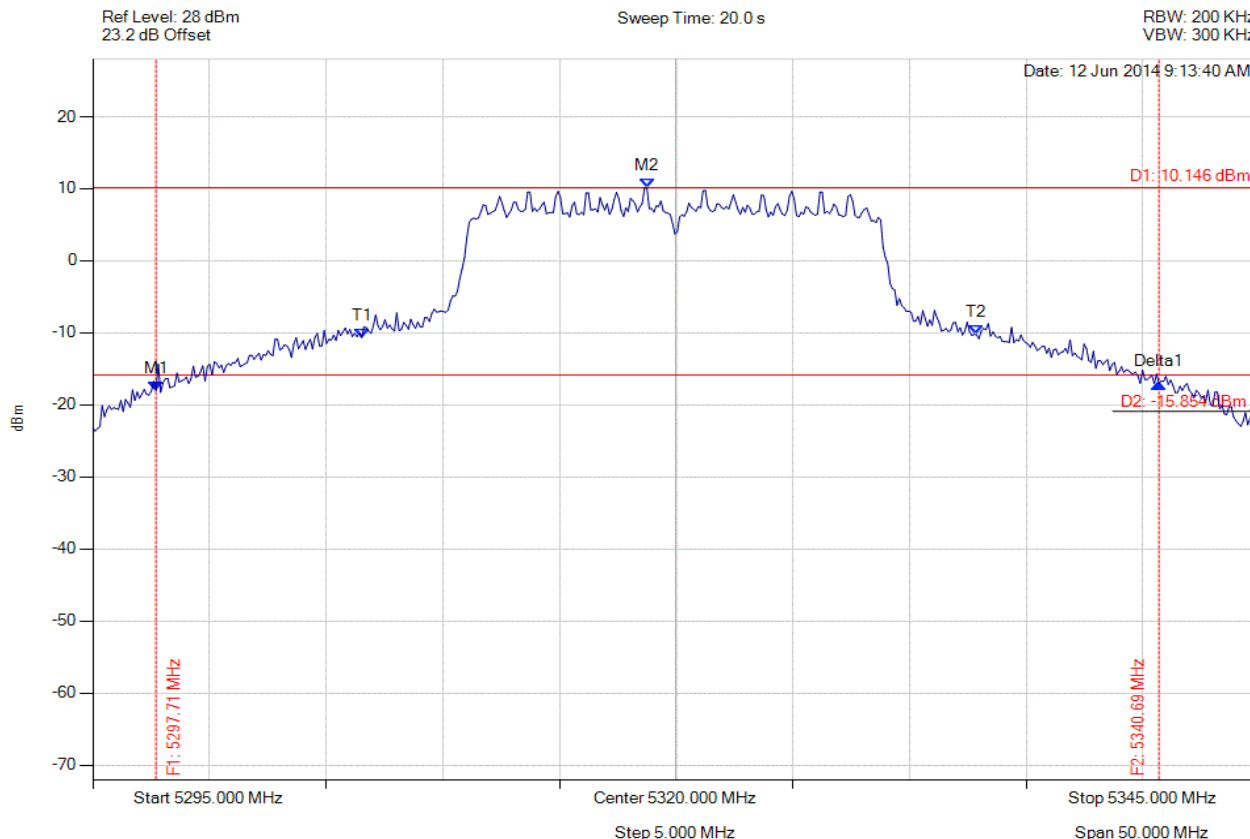
[Back to the Matrix](#)

This test report may be reproduced in full only. The document may only be updated by MiCOM Labs personnel. Any changes will be noted in the Document History section of the report.



### 26 dB & 99% BANDWIDTH

Variant: 802.11n HT-20, Channel: 5320.00 MHz, Chain c, Temp: Ambient, Voltage: 3.3 Vdc



Analyser Setup	Marker : Frequency : Amplitude	Test Results
Detector = MAX PEAK Sweep Count = 0 RF Atten (dB) = 20 Trace Mode = VIEW	M1 : 5297.705 MHz : -18.011 dBm M2 : 5318.747 MHz : 10.146 dBm Delta1 : 42.986 MHz : 0.966 dB T1 : 5306.523 MHz : -10.672 dBm T2 : 5332.876 MHz : -10.253 dBm OBW : 26.353 MHz	Measured 26 dB Bandwidth: 42.986 MHz Measured 99% Bandwidth: 26.353 MHz

[Back to the Matrix](#)



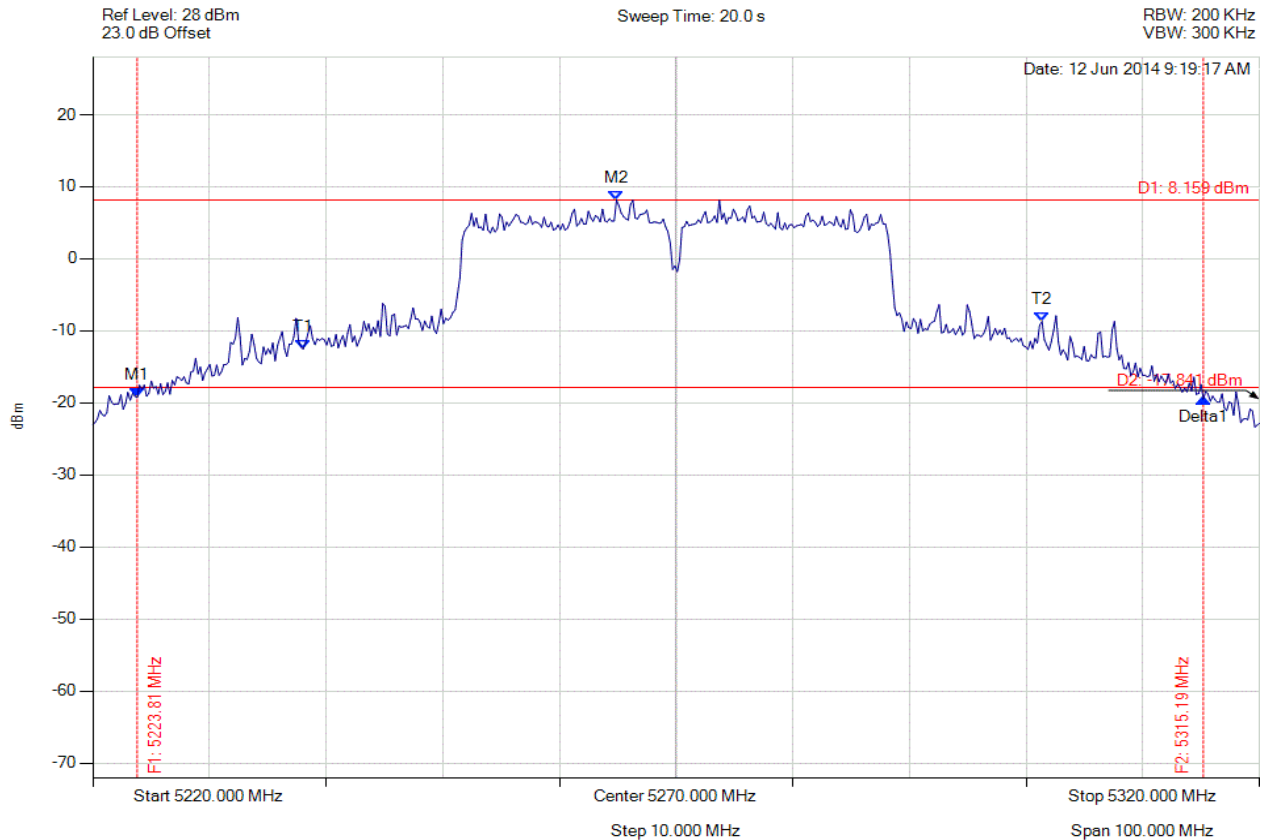


**Title:** NetScout Systems BCM43460  
**To:** FCC 47 CFR Part 15.407 & IC RSS-247  
**Serial #:** FLUK48-U5 Rev A  
**Issue Date:** 23rd December 2015  
**Page:** 318 of 404



### 26 dB & 99% BANDWIDTH

Variant: 802.11n HT-40, Channel: 5270.00 MHz, Chain a, Temp: Ambient, Voltage: 3.3 Vdc



Analyser Setup	Marker : Frequency : Amplitude	Test Results
Detector = MAX PEAK Sweep Count = 0 RF Atten (dB) = 20 Trace Mode = VIEW	M1 : 5223.808 MHz : -19.240 dBm M2 : 5264.890 MHz : 8.159 dBm Delta1 : 91.383 MHz : -0.201 dB T1 : 5238.036 MHz : -12.528 dBm T2 : 5301.363 MHz : -8.709 dBm OBW : 63.327 MHz	Measured 26 dB Bandwidth: 91.383 MHz Measured 99% Bandwidth: 63.327 MHz

[Back to the Matrix](#)

This test report may be reproduced in full only. The document may only be updated by MiCOM Labs personnel. Any changes will be noted in the Document History section of the report.



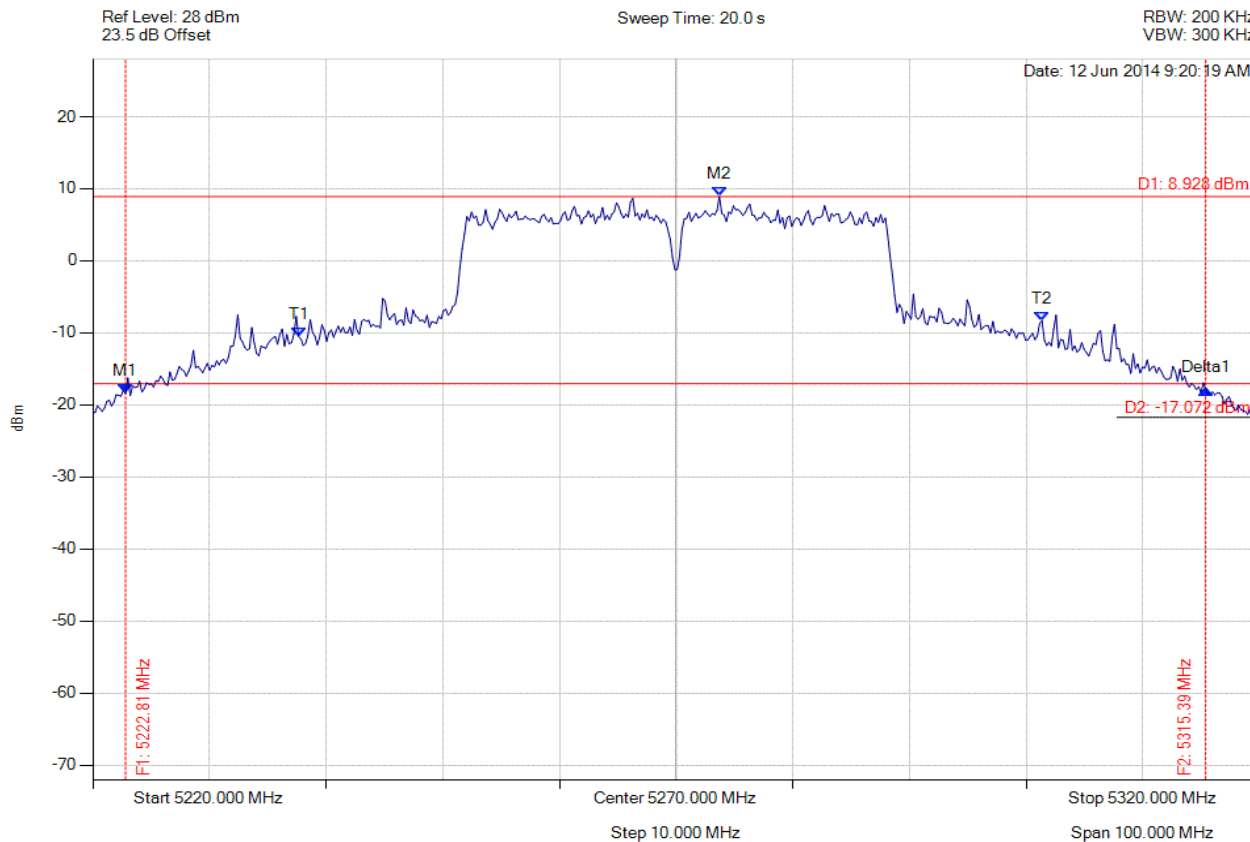


**Title:** NetScout Systems BCM43460  
**To:** FCC 47 CFR Part 15.407 & IC RSS-247  
**Serial #:** FLUK48-U5 Rev A  
**Issue Date:** 23rd December 2015  
**Page:** 319 of 404



### 26 dB & 99% BANDWIDTH

Variant: 802.11n HT-40, Channel: 5270.00 MHz, Chain b, Temp: Ambient, Voltage: 3.3 Vdc



Analyser Setup	Marker : Frequency : Amplitude	Test Results
Detector = MAX PEAK Sweep Count = 0 RF Atten (dB) = 20 Trace Mode = VIEW	M1 : 5222.806 MHz : -18.412 dBm M2 : 5273.707 MHz : 8.928 dBm Delta1 : 92.585 MHz : 0.576 dB T1 : 5237.635 MHz : -10.493 dBm T2 : 5301.363 MHz : -8.325 dBm OBW : 63.727 MHz	Measured 26 dB Bandwidth: 92.585 MHz Measured 99% Bandwidth: 63.727 MHz

[Back to the Matrix](#)

This test report may be reproduced in full only. The document may only be updated by MiCOM Labs personnel. Any changes will be noted in the Document History section of the report.



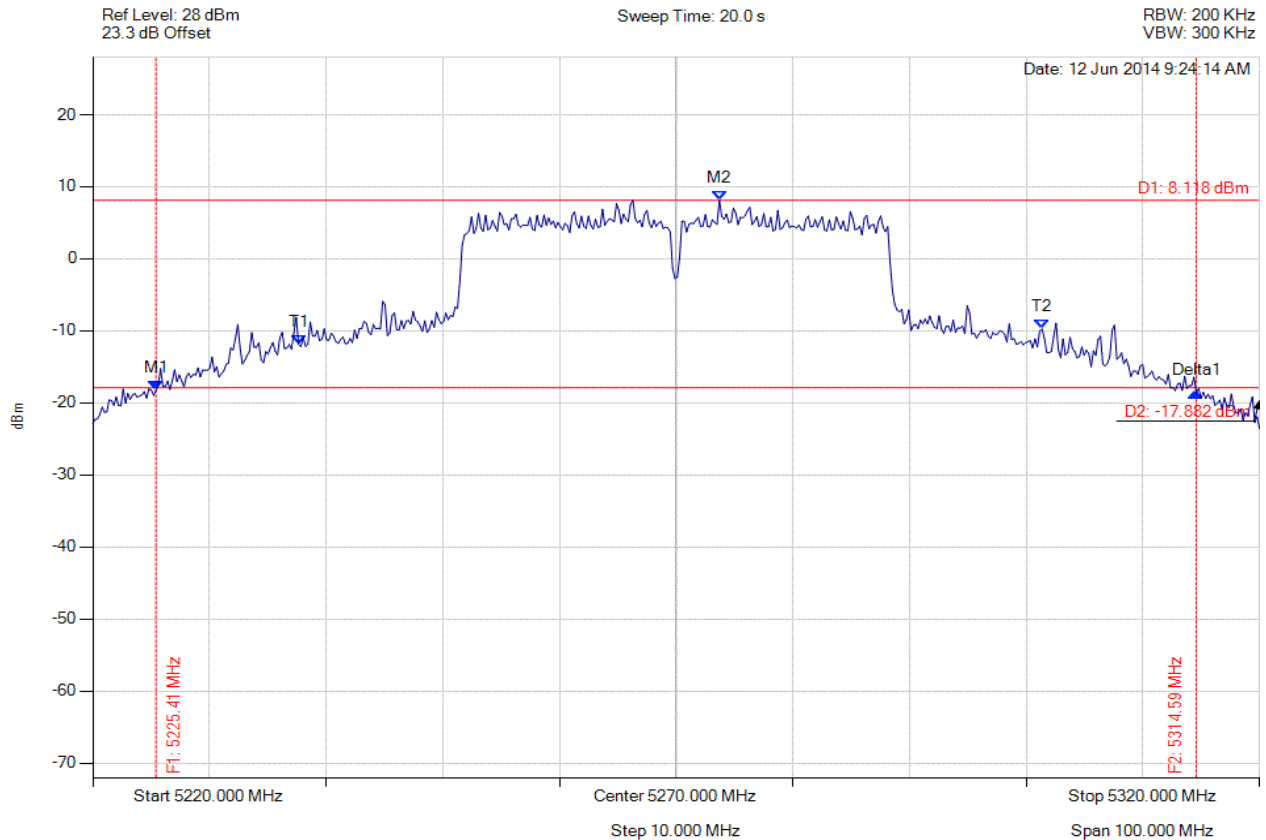


**Title:** NetScout Systems BCM43460  
**To:** FCC 47 CFR Part 15.407 & IC RSS-247  
**Serial #:** FLUK48-U5 Rev A  
**Issue Date:** 23rd December 2015  
**Page:** 320 of 404



#### 26 dB & 99% BANDWIDTH

Variant: 802.11n HT-40, Channel: 5270.00 MHz, Chain c, Temp: Ambient, Voltage: 3.3 Vdc



Analyser Setup	Marker : Frequency : Amplitude	Test Results
Detector = MAX PEAK Sweep Count = 0 RF Atten (dB) = 20 Trace Mode = VIEW	M1 : 5225.411 MHz : -18.266 dBm M2 : 5273.707 MHz : 8.118 dBm Delta1 : 89.178 MHz : -0.352 dB T1 : 5237.635 MHz : -11.831 dBm T2 : 5301.363 MHz : -9.726 dBm OBW : 63.727 MHz	Measured 26 dB Bandwidth: 89.178 MHz Measured 99% Bandwidth: 63.727 MHz

[Back to the Matrix](#)

This test report may be reproduced in full only. The document may only be updated by MiCOM Labs personnel. Any changes will be noted in the Document History section of the report.



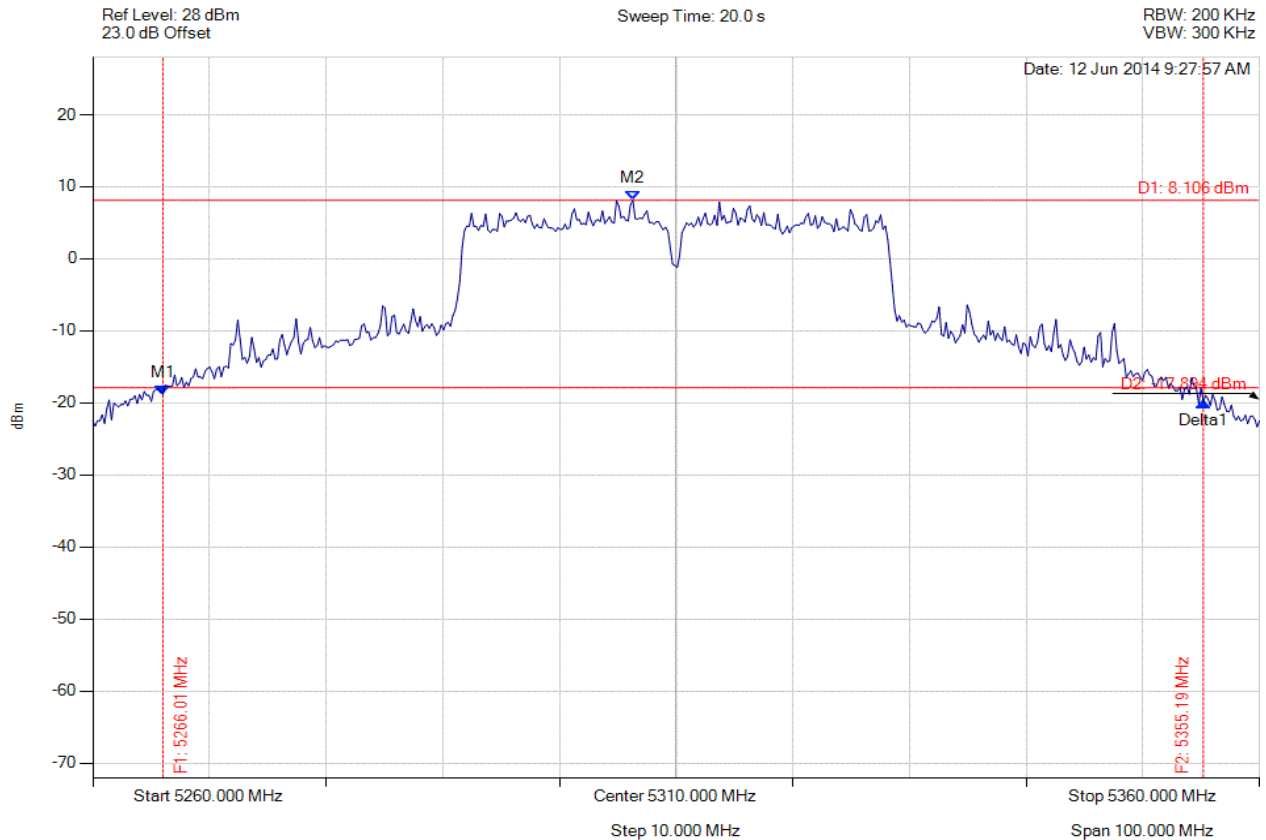


**Title:** NetScout Systems BCM43460  
**To:** FCC 47 CFR Part 15.407 & IC RSS-247  
**Serial #:** FLUK48-U5 Rev A  
**Issue Date:** 23rd December 2015  
**Page:** 321 of 404



#### 26 dB & 99% BANDWIDTH

Variant: 802.11n HT-40, Channel: 5310.00 MHz, Chain a, Temp: Ambient, Voltage: 3.3 Vdc



Analyser Setup	Marker : Frequency : Amplitude	Test Results
Detector = MAX PEAK Sweep Count = 0 RF Atten (dB) = 20 Trace Mode = VIEW	M1 : 5266.012 MHz : -18.849 dBm M2 : 5306.293 MHz : 8.106 dBm Delta1 : 89.178 MHz : -1.062 dB T1 : 0 Hz : 500.000 dBm T2 : 0 Hz : 500.000 dBm OBW : 62.725 MHz	Measured 26 dB Bandwidth: 89.178 MHz Measured 99% Bandwidth: 62.725 MHz

[Back to the Matrix](#)

This test report may be reproduced in full only. The document may only be updated by MiCOM Labs personnel. Any changes will be noted in the Document History section of the report.



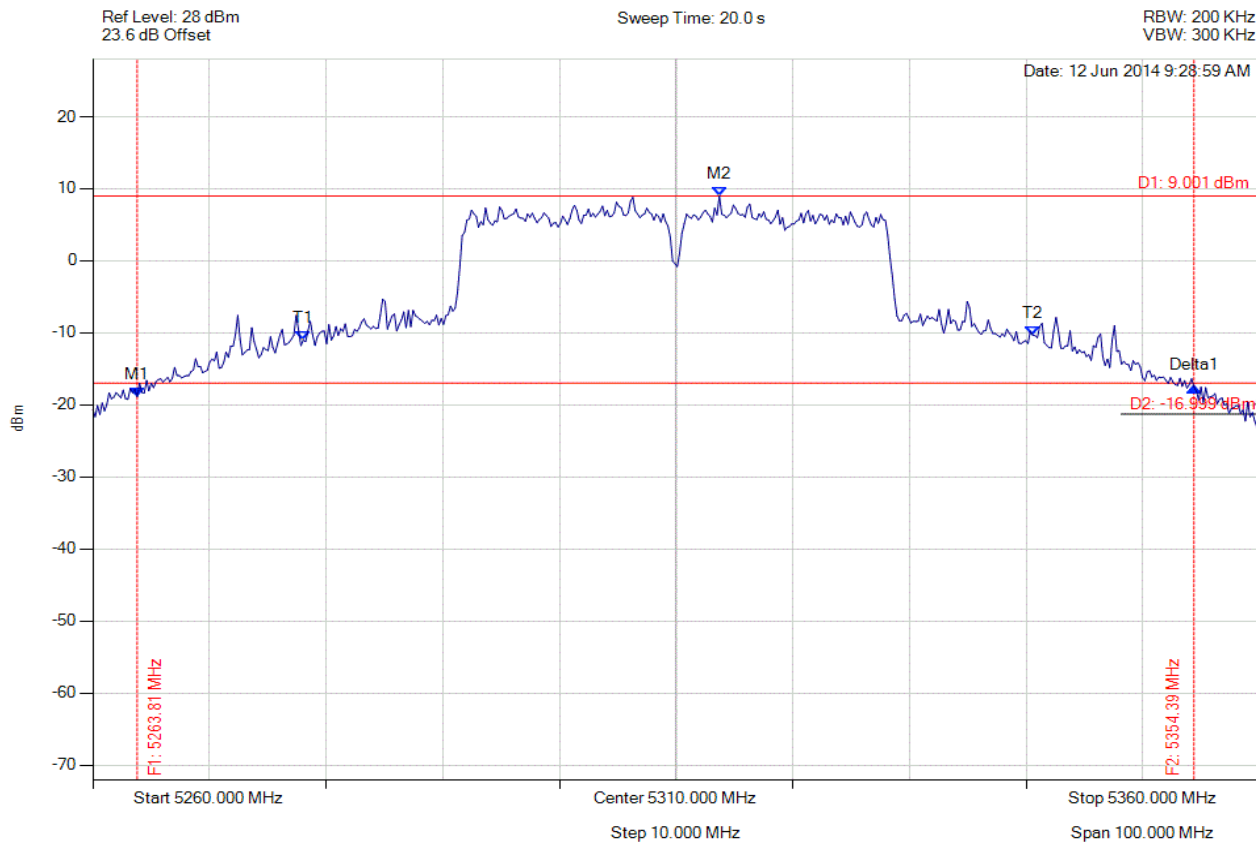


**Title:** NetScout Systems BCM43460  
**To:** FCC 47 CFR Part 15.407 & IC RSS-247  
**Serial #:** FLUK48-U5 Rev A  
**Issue Date:** 23rd December 2015  
**Page:** 322 of 404



### 26 dB & 99% BANDWIDTH

Variant: 802.11n HT-40, Channel: 5310.00 MHz, Chain b, Temp: Ambient, Voltage: 3.3 Vdc



Analyser Setup	Marker : Frequency : Amplitude	Test Results
Detector = MAX PEAK Sweep Count = 0 RF Atten (dB) = 20 Trace Mode = VIEW	M1 : 5263.808 MHz : -18.894 dBm M2 : 5313.707 MHz : 9.001 dBm Delta1 : 90.581 MHz : 1.326 dB T1 : 5278.036 MHz : -11.026 dBm T2 : 5340.561 MHz : -10.312 dBm OBW : 62.525 MHz	Measured 26 dB Bandwidth: 90.581 MHz Measured 99% Bandwidth: 62.525 MHz

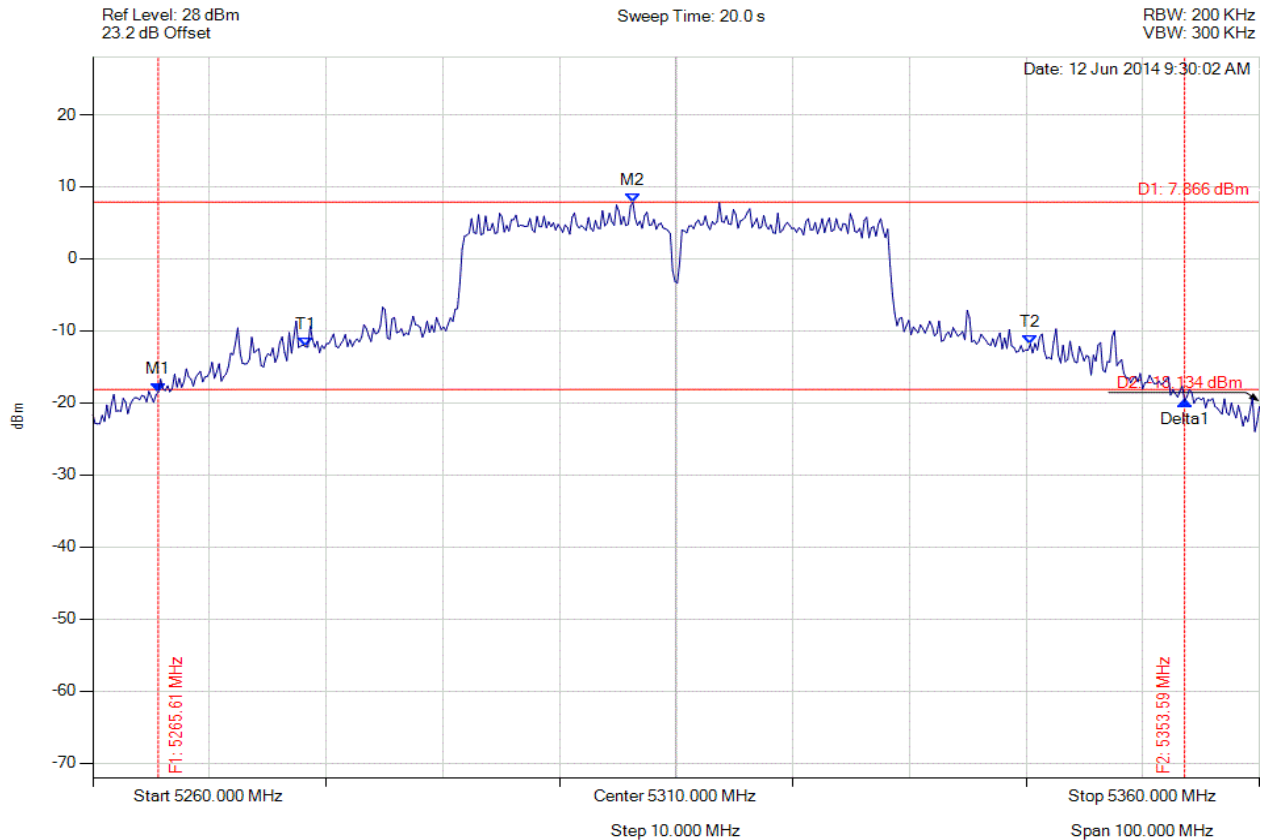
[Back to the Matrix](#)

This test report may be reproduced in full only. The document may only be updated by MiCOM Labs personnel. Any changes will be noted in the Document History section of the report.



### 26 dB & 99% BANDWIDTH

Variant: 802.11n HT-40, Channel: 5310.00 MHz, Chain c, Temp: Ambient, Voltage: 3.3 Vdc



Analyser Setup	Marker : Frequency : Amplitude	Test Results
Detector = MAX PEAK Sweep Count = 0 RF Atten (dB) = 20 Trace Mode = VIEW	M1 : 5265.611 MHz : -18.465 dBm M2 : 5306.293 MHz : 7.866 dBm Delta1 : 87.976 MHz : -1.281 dB T1 : 5278.236 MHz : -12.207 dBm T2 : 5340.361 MHz : -11.811 dBm OBW : 62.124 MHz	Measured 26 dB Bandwidth: 87.976 MHz Measured 99% Bandwidth: 62.124 MHz

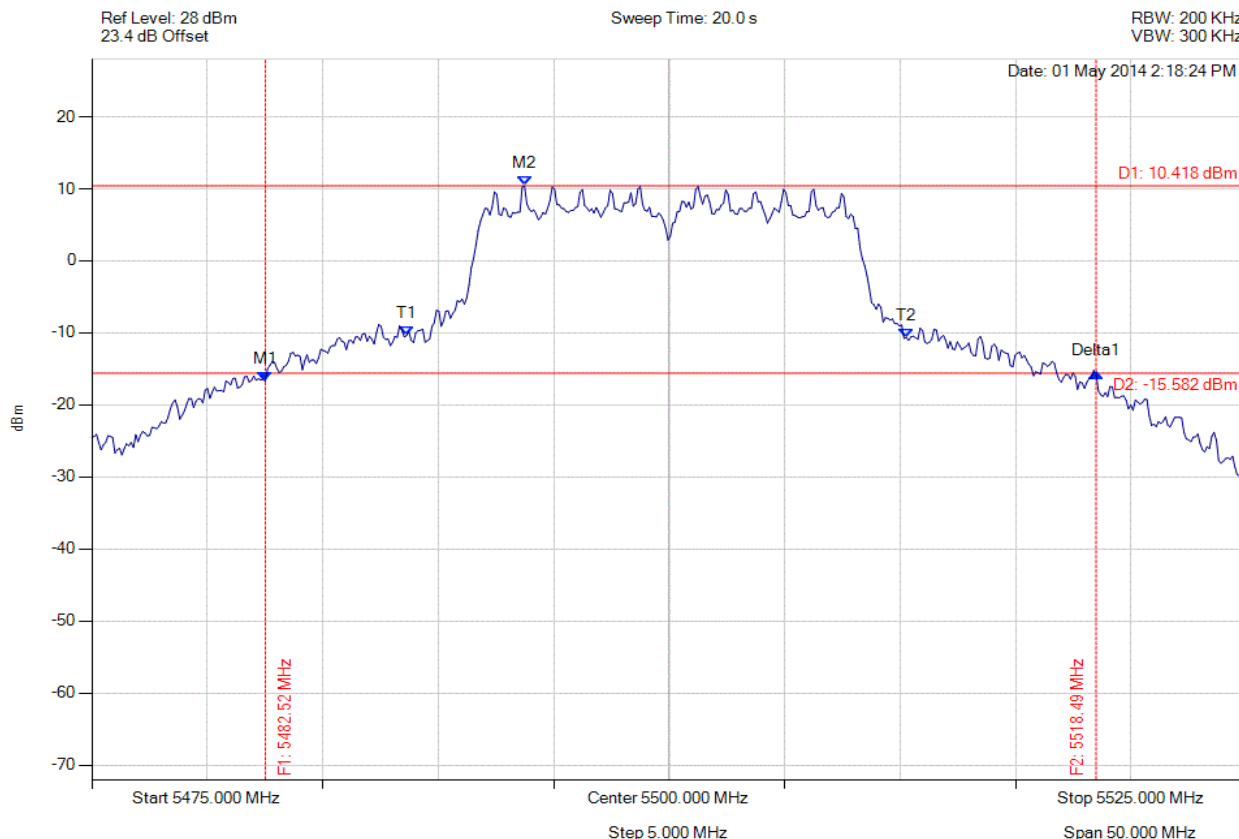
[Back to the Matrix](#)

This test report may be reproduced in full only. The document may only be updated by MiCOM Labs personnel. Any changes will be noted in the Document History section of the report.



### 26 dB & 99% BANDWIDTH

Variant: 802.11a, Channel: 5500.00 MHz, Chain a, Temp: Ambient, Voltage: 3.3 Vdc



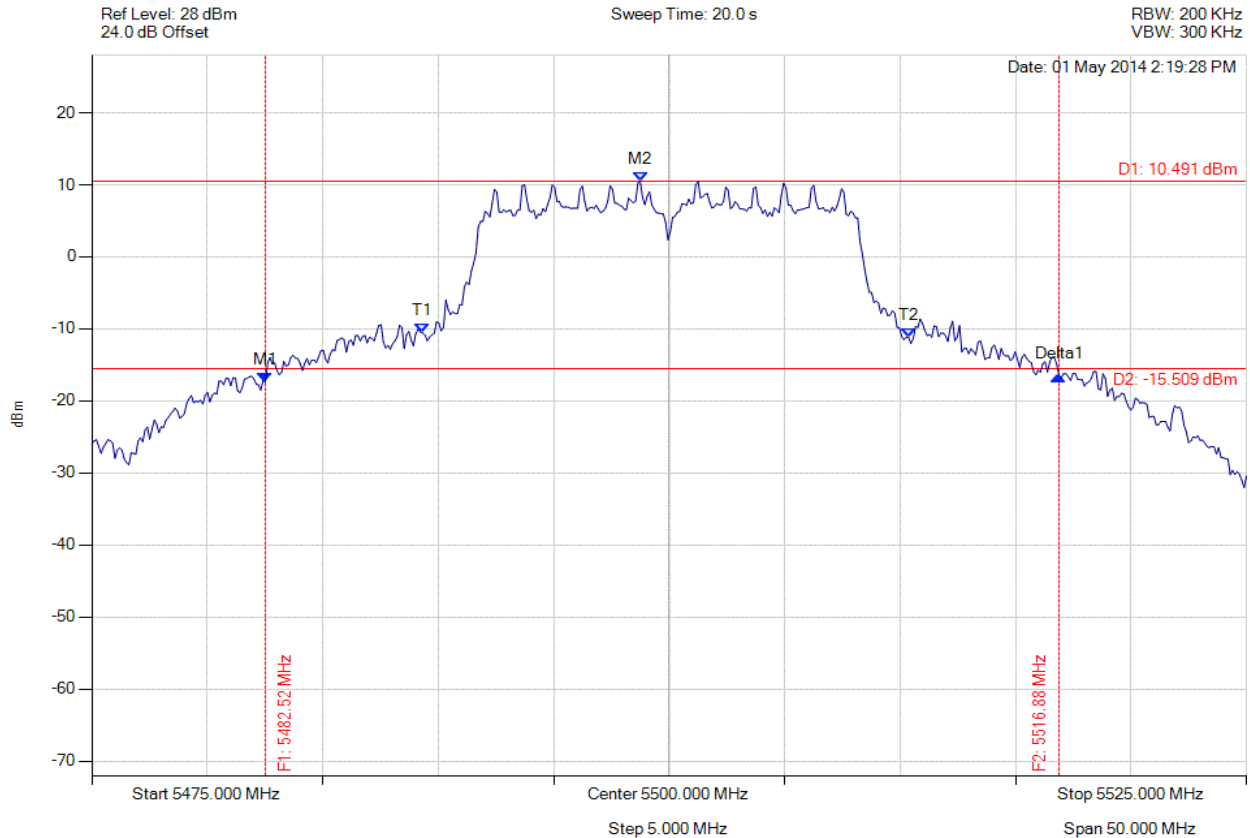
Analyser Setup	Marker : Frequency : Amplitude	Test Results
Detector = MAX PEAK Sweep Count = 0 RF Atten (dB) = 20 Trace Mode = VIEW	M1 : 5482.515 MHz : -16.740 dBm M2 : 5493.737 MHz : 10.418 dBm Delta1 : 35.972 MHz : 1.131 dB T1 : 5488.627 MHz : -10.407 dBm T2 : 5510.271 MHz : -10.647 dBm OBW : 21.643 MHz	Measured 26 dB Bandwidth: 35.972 MHz Measured 99% Bandwidth: 21.643 MHz

[Back to the Matrix](#)



### 26 dB & 99% BANDWIDTH

Variant: 802.11a, Channel: 5500.00 MHz, Chain b, Temp: Ambient, Voltage: 3.3 Vdc



Analyser Setup	Marker : Frequency : Amplitude	Test Results
Detector = MAX PEAK Sweep Count = 0 RF Atten (dB) = 20 Trace Mode = VIEW	M1 : 5482.515 MHz : -17.399 dBm M2 : 5498.747 MHz : 10.491 dBm Delta1 : 34.369 MHz : 0.856 dB T1 : 5489.329 MHz : -10.586 dBm T2 : 5510.371 MHz : -11.194 dBm OBW : 21.042 MHz	Measured 26 dB Bandwidth: 34.369 MHz Measured 99% Bandwidth: 21.042 MHz

[Back to the Matrix](#)



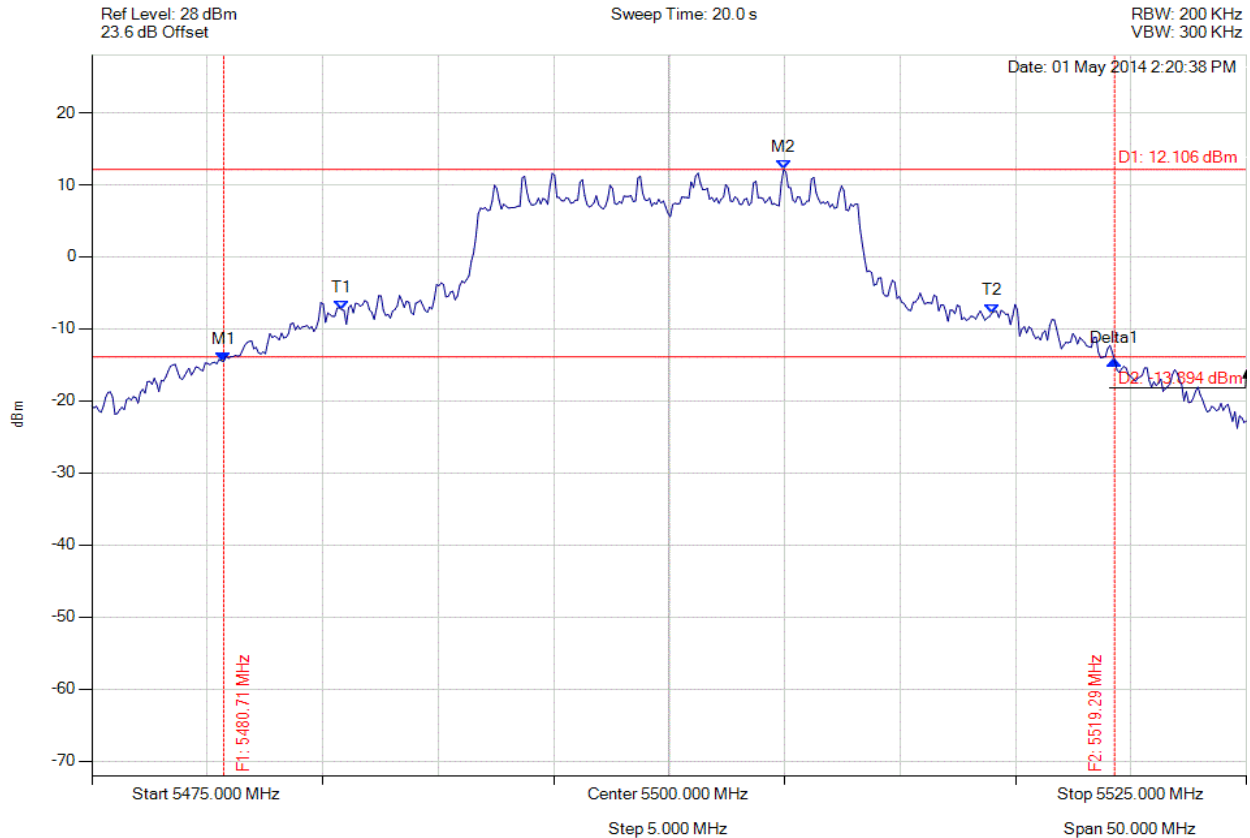


**Title:** NetScout Systems BCM43460  
**To:** FCC 47 CFR Part 15.407 & IC RSS-247  
**Serial #:** FLUK48-U5 Rev A  
**Issue Date:** 23rd December 2015  
**Page:** 326 of 404



### 26 dB & 99% BANDWIDTH

Variant: 802.11a, Channel: 5500.00 MHz, Chain c, Temp: Ambient, Voltage: 3.3 Vdc



Analyser Setup	Marker : Frequency : Amplitude	Test Results
Detector = MAX PEAK Sweep Count = 0 RF Atten (dB) = 20 Trace Mode = VIEW	M1 : 5480.711 MHz : -14.554 dBm M2 : 5504.960 MHz : 12.106 dBm Delta1 : 38.577 MHz : 0.207 dB T1 : 5485.822 MHz : -7.357 dBm T2 : 5513.978 MHz : -7.788 dBm OBW : 28.156 MHz	Measured 26 dB Bandwidth: 38.577 MHz Measured 99% Bandwidth: 28.156 MHz

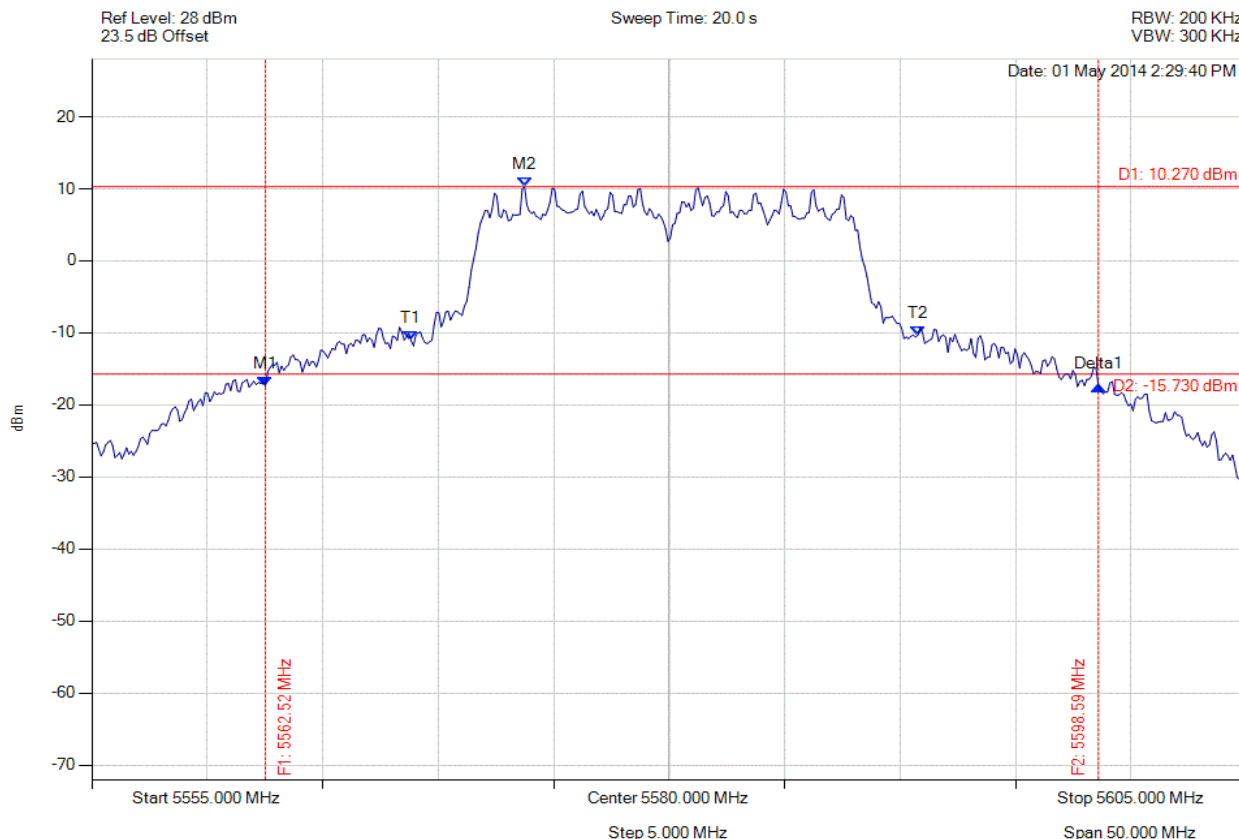
[Back to the Matrix](#)

This test report may be reproduced in full only. The document may only be updated by MiCOM Labs personnel. Any changes will be noted in the Document History section of the report.



### 26 dB & 99% BANDWIDTH

Variant: 802.11a, Channel: 5580.00 MHz, Chain a, Temp: Ambient, Voltage: 3.3 Vdc



Analyser Setup	Marker : Frequency : Amplitude	Test Results
Detector = MAX PEAK Sweep Count = 0 RF Atten (dB) = 20 Trace Mode = VIEW	M1 : 5562.515 MHz : -17.379 dBm M2 : 5573.737 MHz : 10.270 dBm Delta1 : 36.072 MHz : 0.059 dB T1 : 5568.828 MHz : -11.103 dBm T2 : 5590.772 MHz : -10.326 dBm OBW : 21.944 MHz	Measured 26 dB Bandwidth: 36.072 MHz Measured 99% Bandwidth: 21.944 MHz

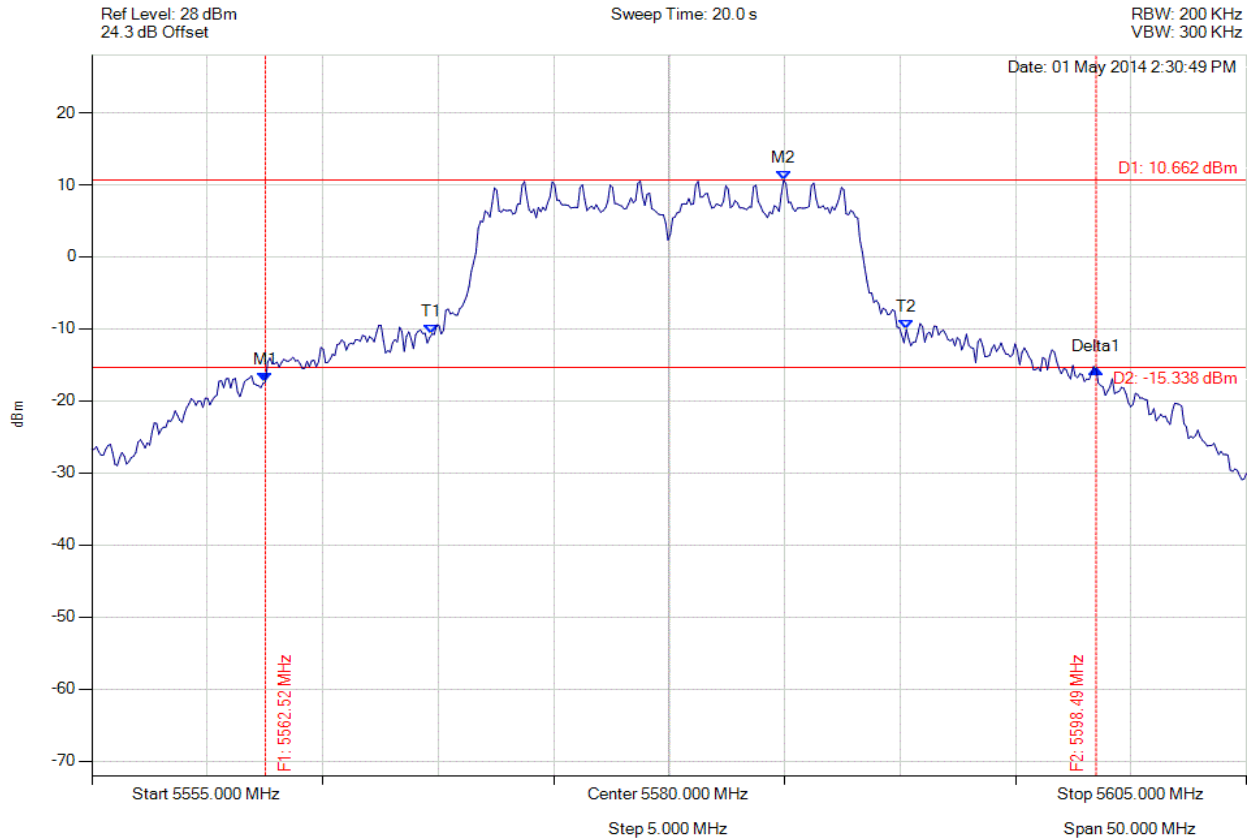
[Back to the Matrix](#)

This test report may be reproduced in full only. The document may only be updated by MiCOM Labs personnel. Any changes will be noted in the Document History section of the report.



### 26 dB & 99% BANDWIDTH

Variant: 802.11a, Channel: 5580.00 MHz, Chain b, Temp: Ambient, Voltage: 3.3 Vdc



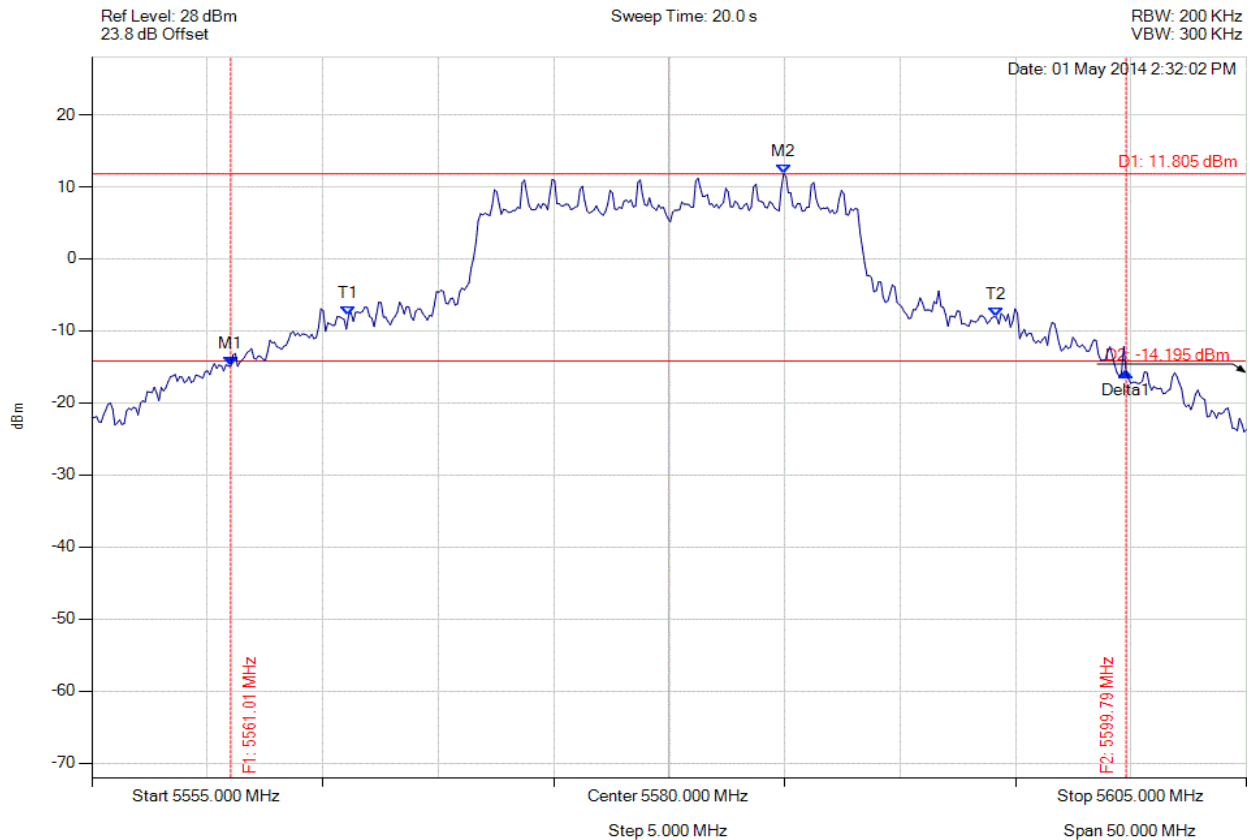
Analyser Setup	Marker : Frequency : Amplitude	Test Results
Detector = MAX PEAK Sweep Count = 0 RF Atten (dB) = 20 Trace Mode = VIEW	M1 : 5562.515 MHz : -17.405 dBm M2 : 5584.960 MHz : 10.662 dBm Delta1 : 35.972 MHz : 1.812 dB T1 : 5569.729 MHz : -10.720 dBm T2 : 5590.271 MHz : -10.080 dBm OBW : 20.541 MHz	Measured 26 dB Bandwidth: 35.972 MHz Measured 99% Bandwidth: 20.541 MHz

[Back to the Matrix](#)



### 26 dB & 99% BANDWIDTH

Variant: 802.11a, Channel: 5580.00 MHz, Chain c, Temp: Ambient, Voltage: 3.3 Vdc



Analyser Setup	Marker : Frequency : Amplitude	Test Results
Detector = MAX PEAK Sweep Count = 0 RF Atten (dB) = 20 Trace Mode = VIEW	M1 : 5561.012 MHz : -14.896 dBm M2 : 5584.960 MHz : 11.805 dBm Delta1 : 38.778 MHz : -0.868 dB T1 : 5566.122 MHz : -7.814 dBm T2 : 5594.178 MHz : -8.097 dBm OBW : 28.056 MHz	Measured 26 dB Bandwidth: 38.778 MHz Measured 99% Bandwidth: 28.056 MHz

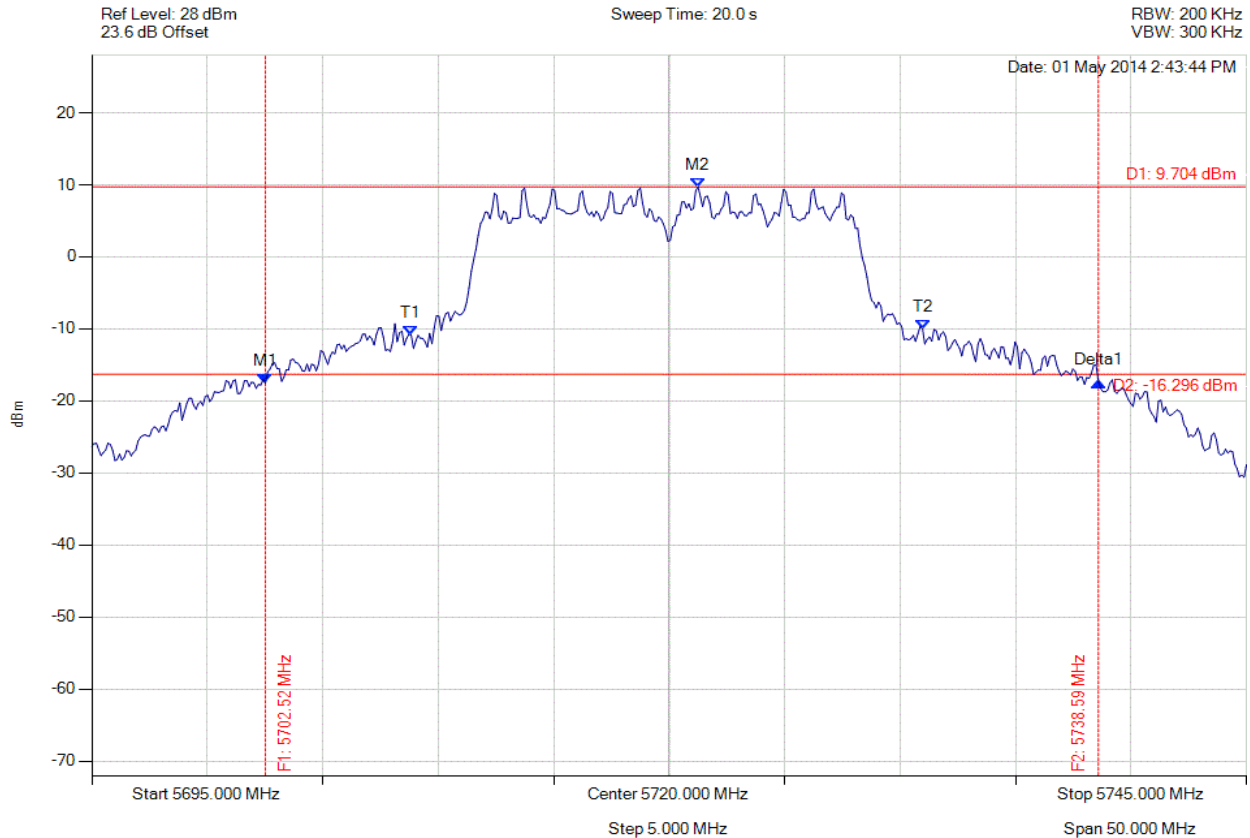
[Back to the Matrix](#)

This test report may be reproduced in full only. The document may only be updated by MiCOM Labs personnel. Any changes will be noted in the Document History section of the report.



### 26 dB & 99% BANDWIDTH

Variant: 802.11a, Channel: 5720.00 MHz, Chain a, Temp: Ambient, Voltage: 3.3 Vdc



Analyser Setup	Marker : Frequency : Amplitude	Test Results
Detector = MAX PEAK Sweep Count = 0 RF Atten (dB) = 20 Trace Mode = VIEW	M1 : 5702.515 MHz : -17.576 dBm M2 : 5721.253 MHz : 9.704 dBm Delta1 : 36.072 MHz : 0.254 dB T1 : 5708.828 MHz : -10.812 dBm T2 : 5730.972 MHz : -9.970 dBm OBW : 22.144 MHz	Measured 26 dB Bandwidth: 36.072 MHz Measured 99% Bandwidth: 22.144 MHz

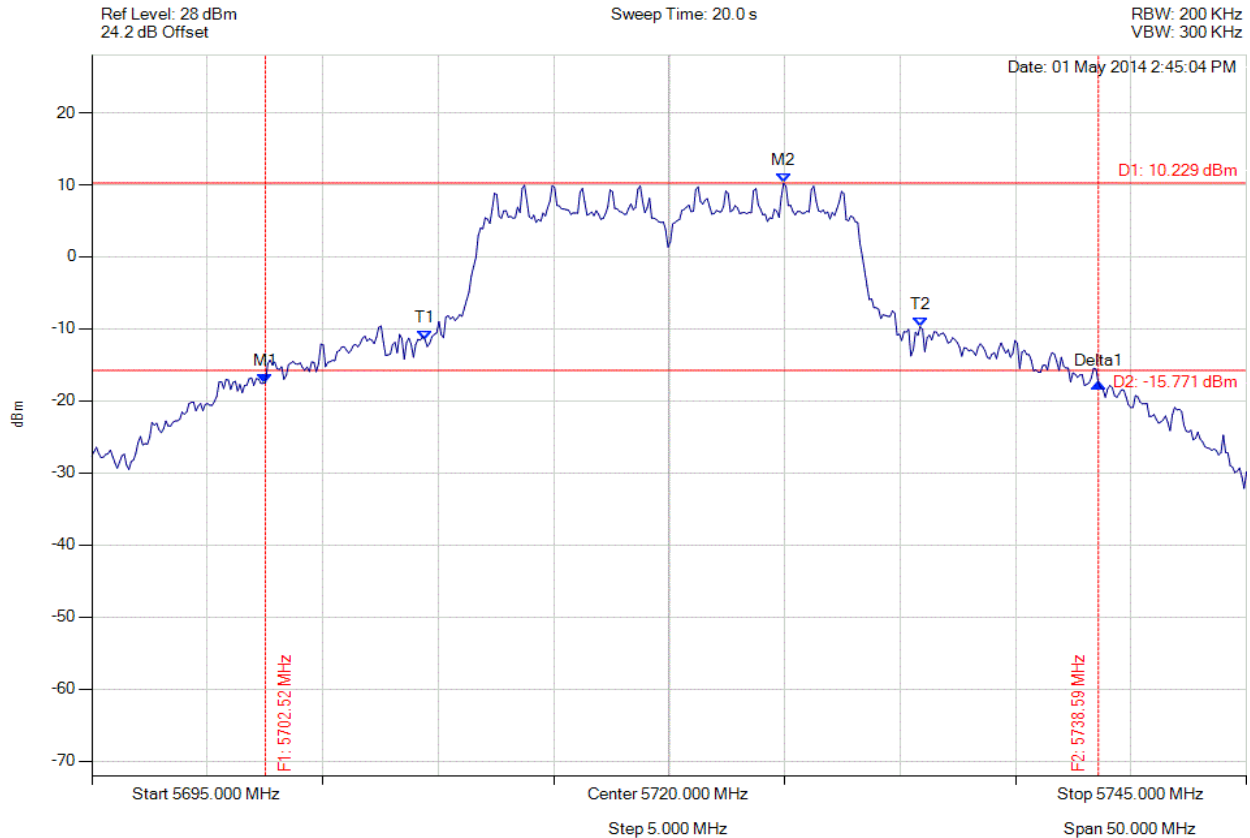
[Back to the Matrix](#)

This test report may be reproduced in full only. The document may only be updated by MiCOM Labs personnel. Any changes will be noted in the Document History section of the report.



### 26 dB & 99% BANDWIDTH

Variant: 802.11a, Channel: 5720.00 MHz, Chain b, Temp: Ambient, Voltage: 3.3 Vdc



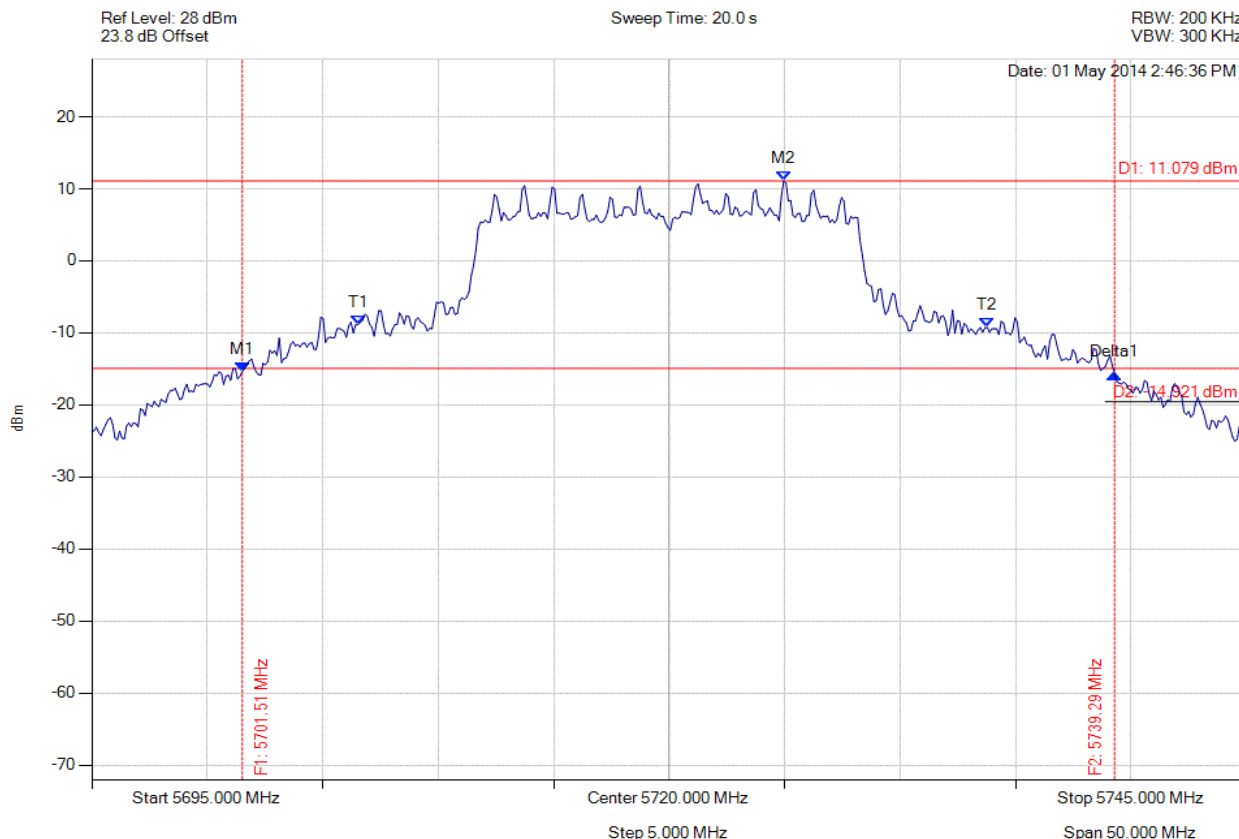
Analyser Setup	Marker : Frequency : Amplitude	Test Results
Detector = MAX PEAK Sweep Count = 0 RF Atten (dB) = 20 Trace Mode = VIEW	M1 : 5702.515 MHz : -17.515 dBm M2 : 5724.960 MHz : 10.229 dBm Delta1 : 36.072 MHz : -0.026 dB T1 : 5709.429 MHz : -11.518 dBm T2 : 5730.872 MHz : -9.683 dBm OBW : 21.443 MHz	Measured 26 dB Bandwidth: 36.072 MHz Measured 99% Bandwidth: 21.443 MHz

[Back to the Matrix](#)



### 26 dB & 99% BANDWIDTH

Variant: 802.11a, Channel: 5720.00 MHz, Chain c, Temp: Ambient, Voltage: 3.3 Vdc



Analyser Setup	Marker : Frequency : Amplitude	Test Results
Detector = MAX PEAK Sweep Count = 0 RF Atten (dB) = 20 Trace Mode = VIEW	M1 : 5701.513 MHz : -15.359 dBm M2 : 5724.960 MHz : 11.079 dBm Delta1 : 37.776 MHz : -0.346 dB T1 : 5706.523 MHz : -8.868 dBm T2 : 5733.778 MHz : -9.248 dBm OBW : 27.255 MHz	Measured 26 dB Bandwidth: 37.776 MHz Measured 99% Bandwidth: 27.255 MHz

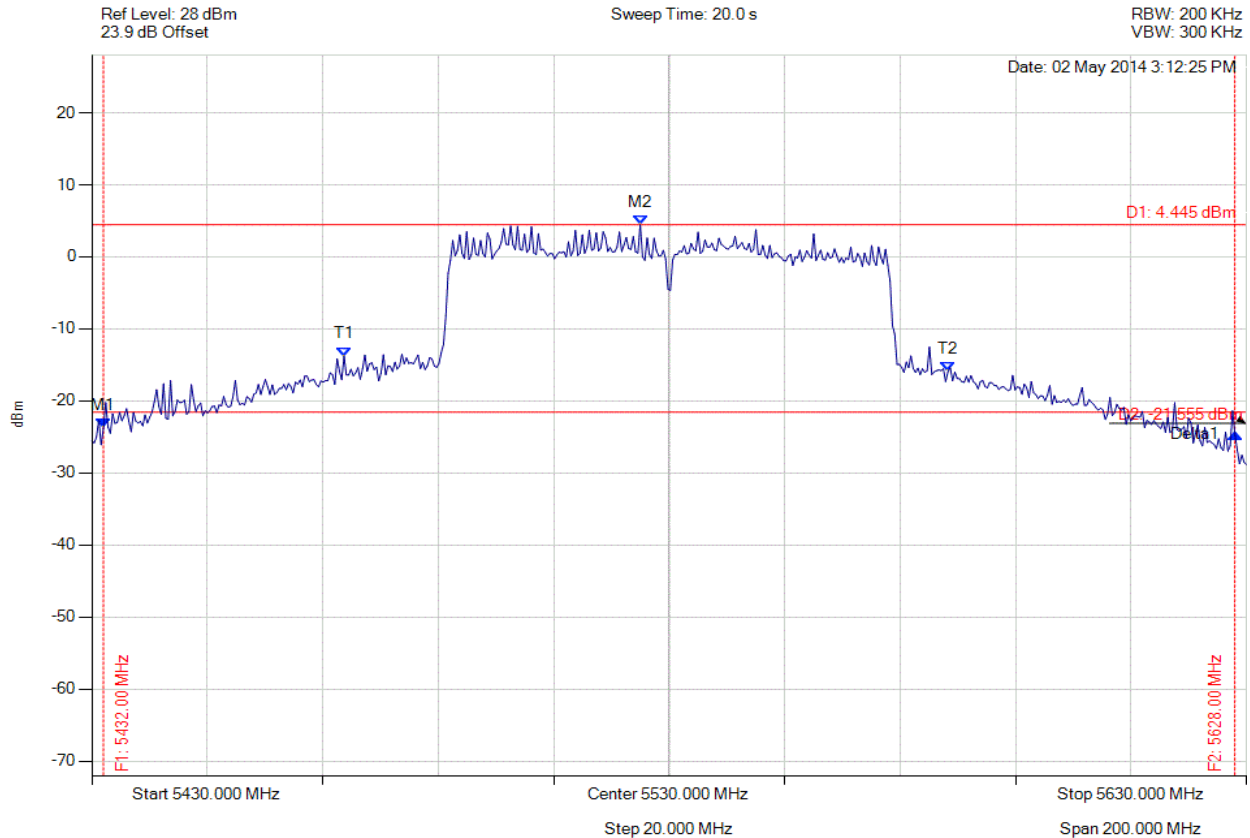
[Back to the Matrix](#)

This test report may be reproduced in full only. The document may only be updated by MiCOM Labs personnel. Any changes will be noted in the Document History section of the report.



### 26 dB & 99% BANDWIDTH

Variant: 802.11ac-80, Channel: 5530.00 MHz, Chain a, Temp: Ambient, Voltage: 3.3 Vdc



Analyser Setup	Marker : Frequency : Amplitude	Test Results
Detector = MAX PEAK Sweep Count = 0 RF Atten (dB) = 20 Trace Mode = VIEW	M1 : 5432.004 MHz : -23.795 dBm M2 : 5524.990 MHz : 4.445 dBm Delta1 : 195.992 MHz : -0.824 dB T1 : 5473.687 MHz : -13.798 dBm T2 : 5578.297 MHz : -15.933 dBm OBW : 104.609 MHz	Measured 26 dB Bandwidth: 195.992 MHz Measured 99% Bandwidth: 104.609 MHz

[Back to the Matrix](#)



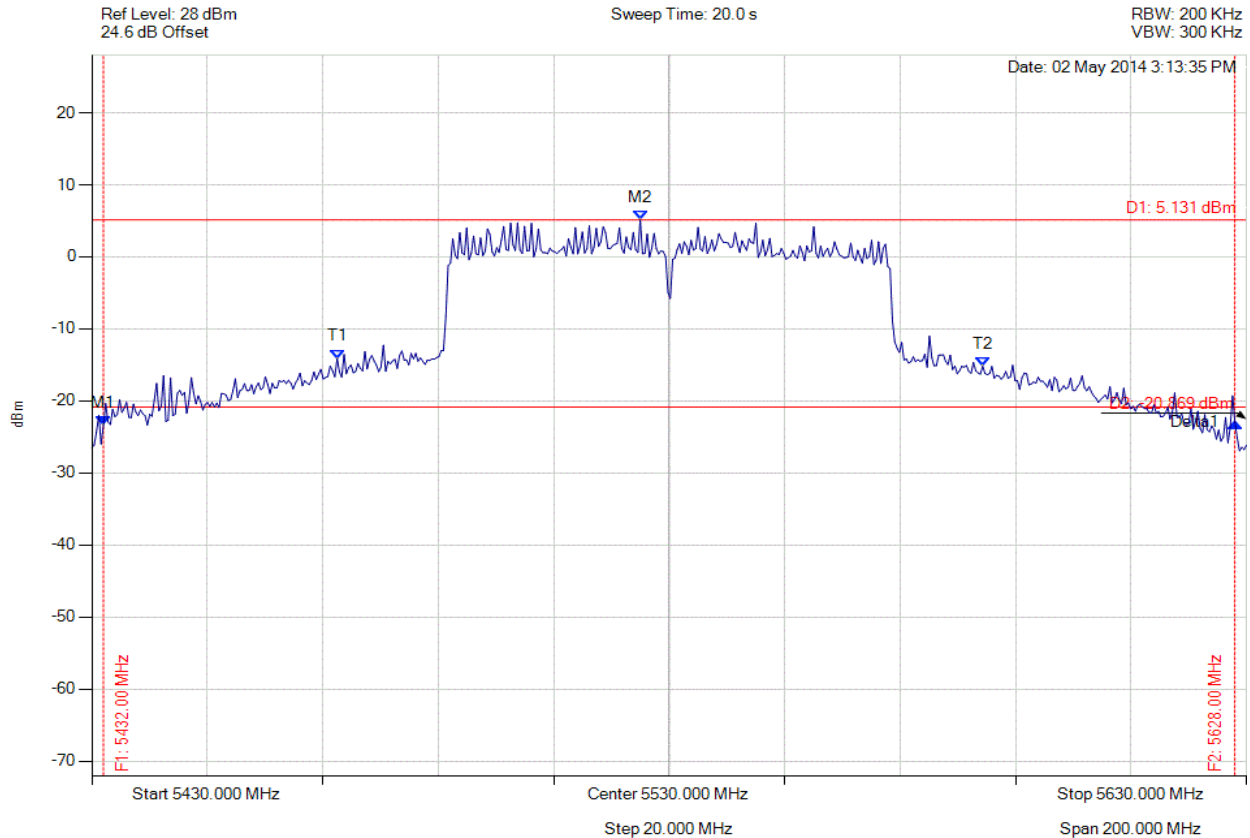


**Title:** NetScout Systems BCM43460  
**To:** FCC 47 CFR Part 15.407 & IC RSS-247  
**Serial #:** FLUK48-U5 Rev A  
**Issue Date:** 23rd December 2015  
**Page:** 334 of 404



### 26 dB & 99% BANDWIDTH

Variant: 802.11ac-80, Channel: 5530.00 MHz, Chain b, Temp: Ambient, Voltage: 3.3 Vdc



Analyser Setup	Marker : Frequency : Amplitude	Test Results
Detector = MAX PEAK Sweep Count = 0 RF Atten (dB) = 20 Trace Mode = VIEW	M1 : 5432.004 MHz : -23.315 dBm M2 : 5524.990 MHz : 5.131 dBm Delta1 : 195.992 MHz : 0.338 dB T1 : 5472.485 MHz : -14.127 dBm T2 : 5584.309 MHz : -15.183 dBm OBW : 111.824 MHz	Measured 26 dB Bandwidth: 195.992 MHz Measured 99% Bandwidth: 111.824 MHz

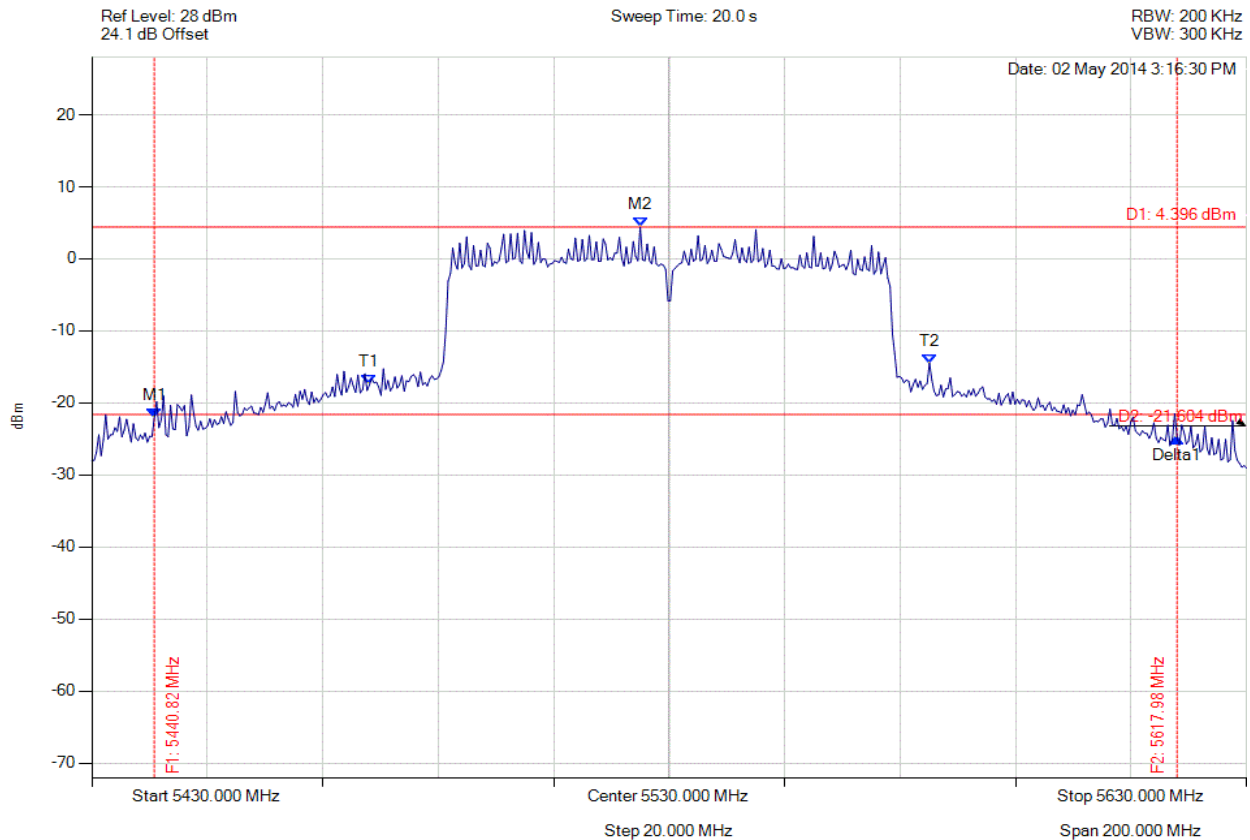
[Back to the Matrix](#)

This test report may be reproduced in full only. The document may only be updated by MiCOM Labs personnel. Any changes will be noted in the Document History section of the report.



### 26 dB & 99% BANDWIDTH

Variant: 802.11ac-80, Channel: 5530.00 MHz, Chain c, Temp: Ambient, Voltage: 3.3 Vdc



Analyser Setup	Marker : Frequency : Amplitude	Test Results
Detector = MAX PEAK Sweep Count = 0 RF Atten (dB) = 20 Trace Mode = VIEW	M1 : 5440.822 MHz : -22.030 dBm M2 : 5524.990 MHz : 4.396 dBm Delta1 : 177.154 MHz : -2.784 dB T1 : 5478.096 MHz : -17.442 dBm T2 : 5575.090 MHz : -14.479 dBm OBW : 96.994 MHz	Measured 26 dB Bandwidth: 177.154 MHz Measured 99% Bandwidth: 96.994 MHz

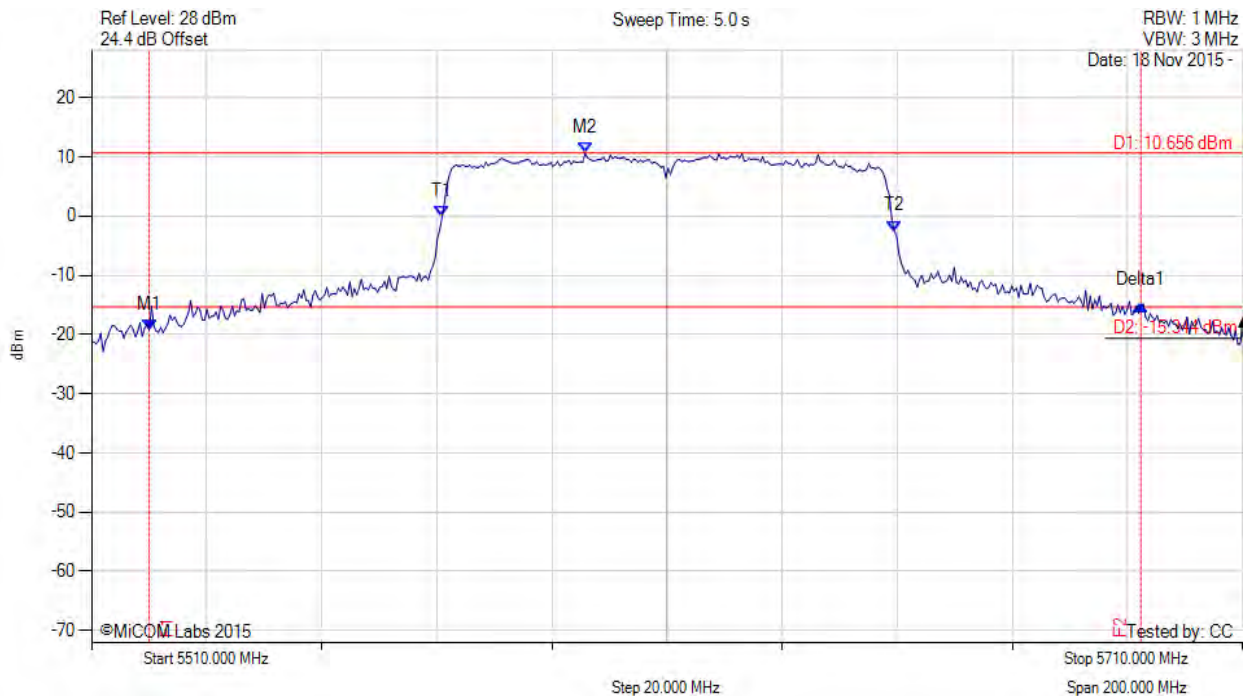
[Back to the Matrix](#)





26 dB & 99% BANDWIDTH

Variant: 802.11ac-80, Channel: 5610.00 MHz, Chain a, Temp: Ambient, Voltage: 15 Vdc



Analyser Setup	Marker:Frequency:Amplitude	Test Results
Detector = MAX PEAK Sweep Count = 0 RF Atten (dB) = 20 Trace Mode = MAX HOLD	M1 : 5520.020 MHz : -19.203 dBm M2 : 5595.772 MHz : 10.656 dBm Delta1 : 172.345 MHz : 4.078 dB T1 : 5570.922 MHz : -0.074 dBm T2 : 5649.479 MHz : -2.531 dBm OBW : 78.557 MHz	Measured 26 dB Bandwidth: 172.345 MHz Measured 99% Bandwidth: 78.557 MHz

[Back to the Matrix](#)

This test report may be reproduced in full only. The document may only be updated by MiCOM Labs personnel. Any changes will be noted in the Document History section of the report.



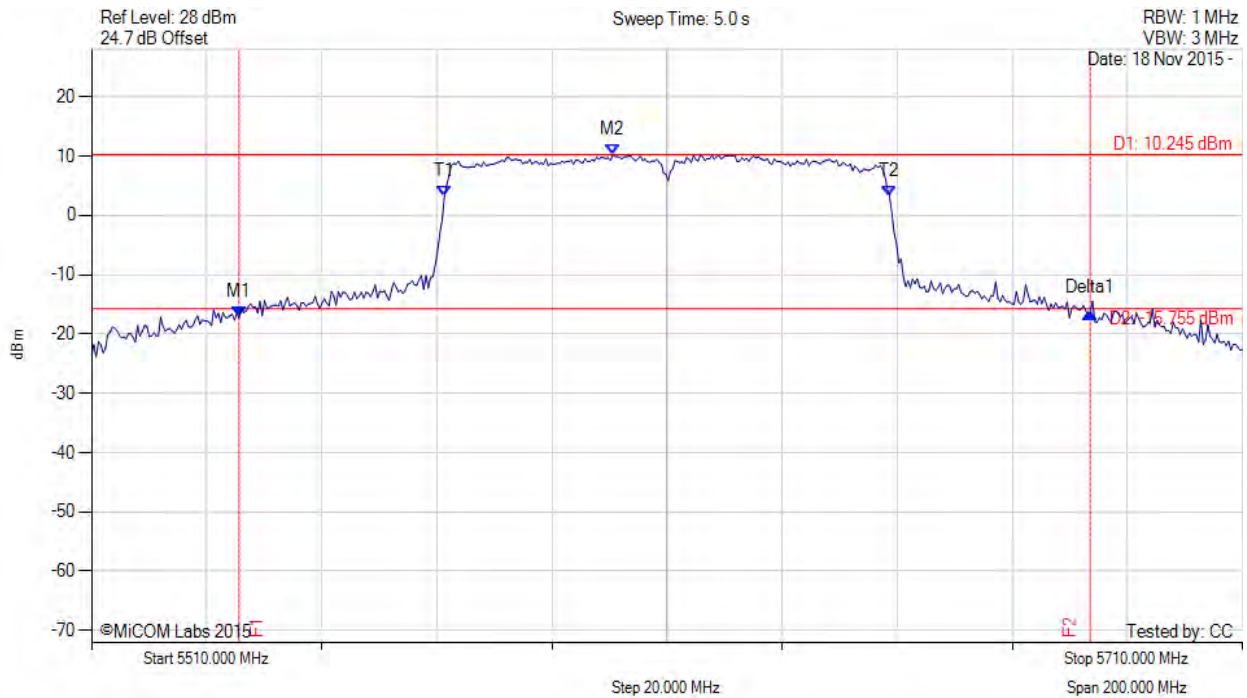


**Title:** NetScout Systems BCM43460  
**To:** FCC 47 CFR Part 15.407 & IC RSS-247  
**Serial #:** FLUK48-U5 Rev A  
**Issue Date:** 23rd December 2015  
**Page:** 337 of 404



26 dB & 99% BANDWIDTH

Variant: 802.11ac-80, Channel: 5610.00 MHz, Chain b, Temp: Ambient, Voltage: 15 Vdc

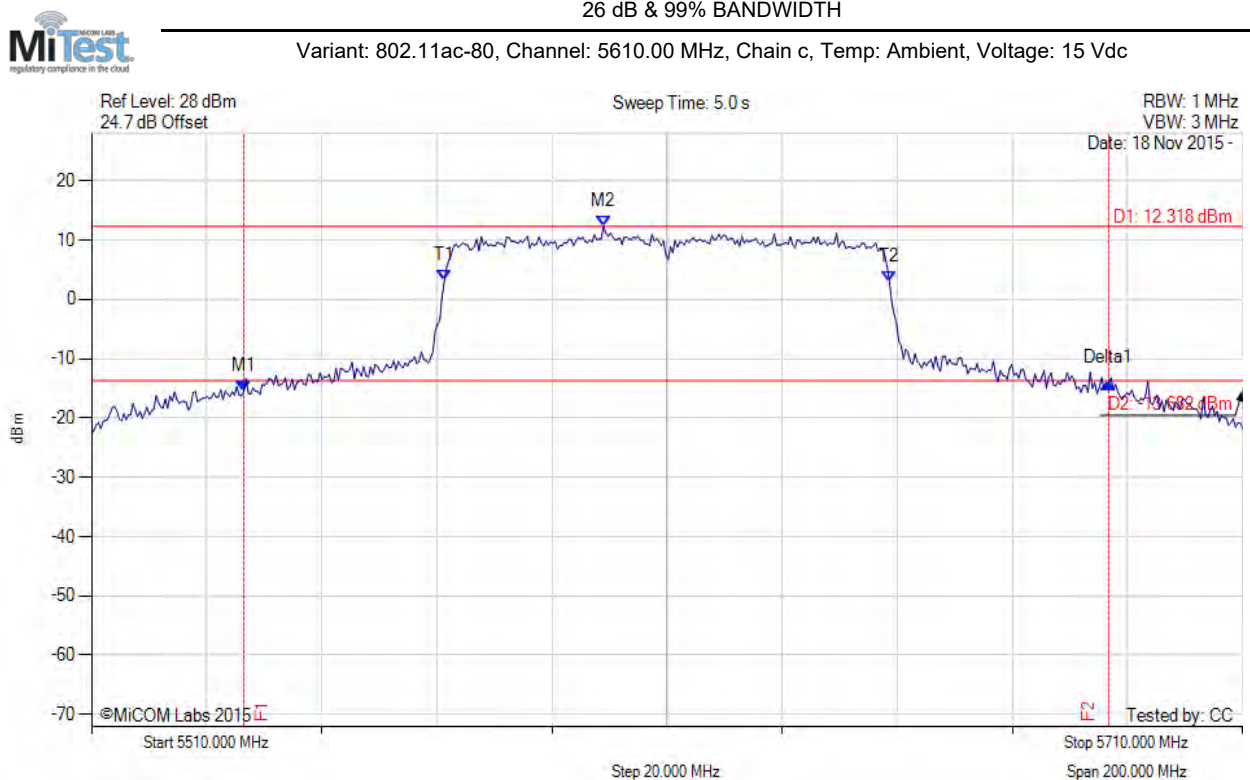


Analyser Setup	Marker:Frequency:Amplitude	Test Results
Detector = MAX PEAK Sweep Count = 0 RF Atten (dB) = 20 Trace Mode = MAX HOLD	M1 : 5535.651 MHz : -17.214 dBm M2 : 5600.581 MHz : 10.245 dBm Delta1 : 147.896 MHz : 0.781 dB T1 : 5571.323 MHz : 3.209 dBm T2 : 5648.677 MHz : 3.184 dBm OBW : 77.355 MHz	Measured 26 dB Bandwidth: 147.896 MHz Measured 99% Bandwidth: 77.355 MHz

[Back to the Matrix](#)

This test report may be reproduced in full only. The document may only be updated by MiCOM Labs personnel. Any changes will be noted in the Document History section of the report.





Analyser Setup	Marker:Frequency:Amplitude	Test Results
Detector = MAX PEAK Sweep Count = 0 RF Atten (dB) = 20 Trace Mode = MAX HOLD	M1 : 5536.453 MHz : -15.585 dBm M2 : 5598.978 MHz : 12.318 dBm Delta1 : 150.301 MHz : 1.495 dB T1 : 5571.323 MHz : 3.168 dBm T2 : 5648.677 MHz : 2.891 dBm OBW : 77.355 MHz	Measured 26 dB Bandwidth: 150.301 MHz Measured 99% Bandwidth: 77.355 MHz

[Back to the Matrix](#)

This test report may be reproduced in full only. The document may only be updated by MiCOM Labs personnel. Any changes will be noted in the Document History section of the report.



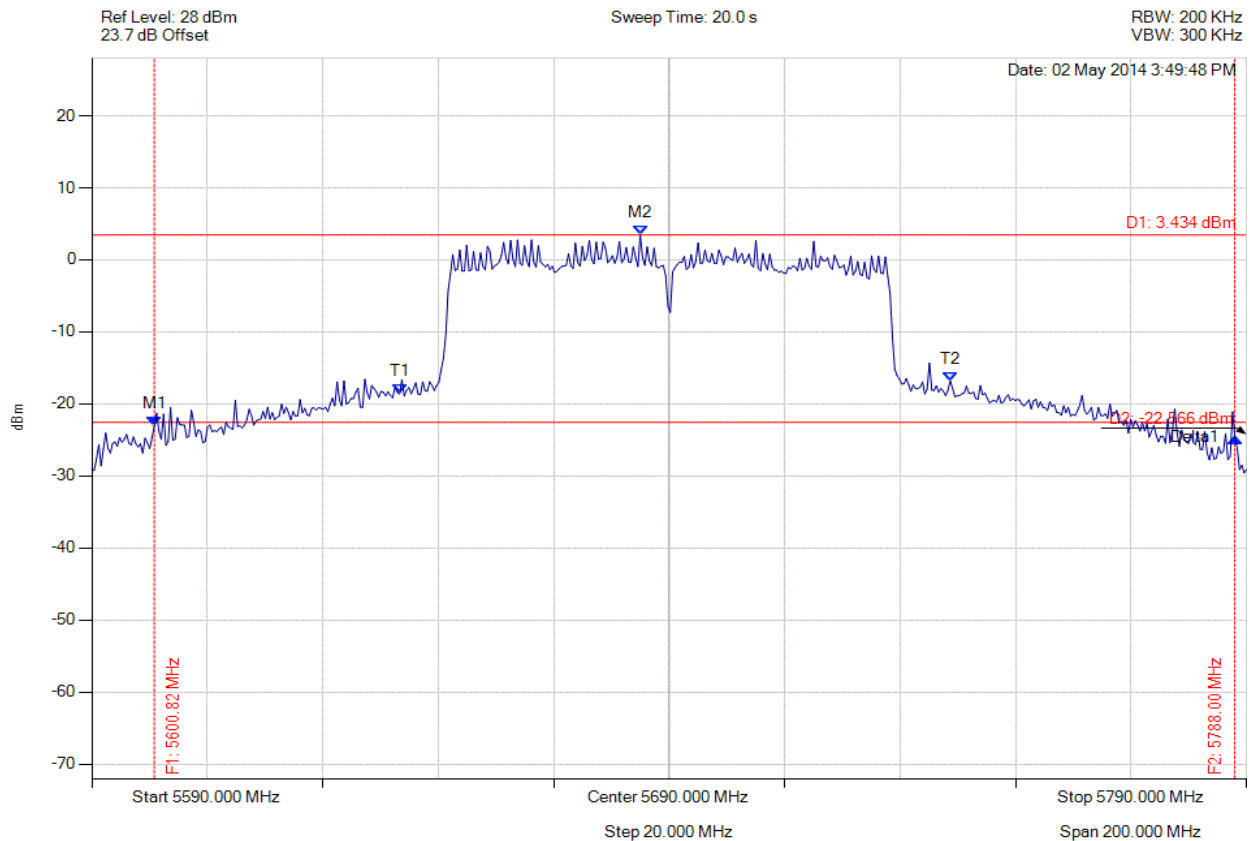


**Title:** NetScout Systems BCM43460  
**To:** FCC 47 CFR Part 15.407 & IC RSS-247  
**Serial #:** FLUK48-U5 Rev A  
**Issue Date:** 23rd December 2015  
**Page:** 339 of 404



### 26 dB & 99% BANDWIDTH

Variant: 802.11ac-80, Channel: 5690.00 MHz, Chain a, Temp: Ambient, Voltage: 3.3 Vdc



Analyser Setup	Marker : Frequency : Amplitude	Test Results
Detector = MAX PEAK Sweep Count = 0 RF Atten (dB) = 20 Trace Mode = VIEW	M1 : 5600.822 MHz : -23.063 dBm M2 : 5684.990 MHz : 3.434 dBm Delta1 : 187.174 MHz : -1.570 dB T1 : 5643.307 MHz : -18.595 dBm T2 : 5738.697 MHz : -16.812 dBm OBW : 95.391 MHz	Measured 26 dB Bandwidth: 187.174 MHz Measured 99% Bandwidth: 95.391 MHz

[Back to the Matrix](#)

This test report may be reproduced in full only. The document may only be updated by MiCOM Labs personnel. Any changes will be noted in the Document History section of the report.



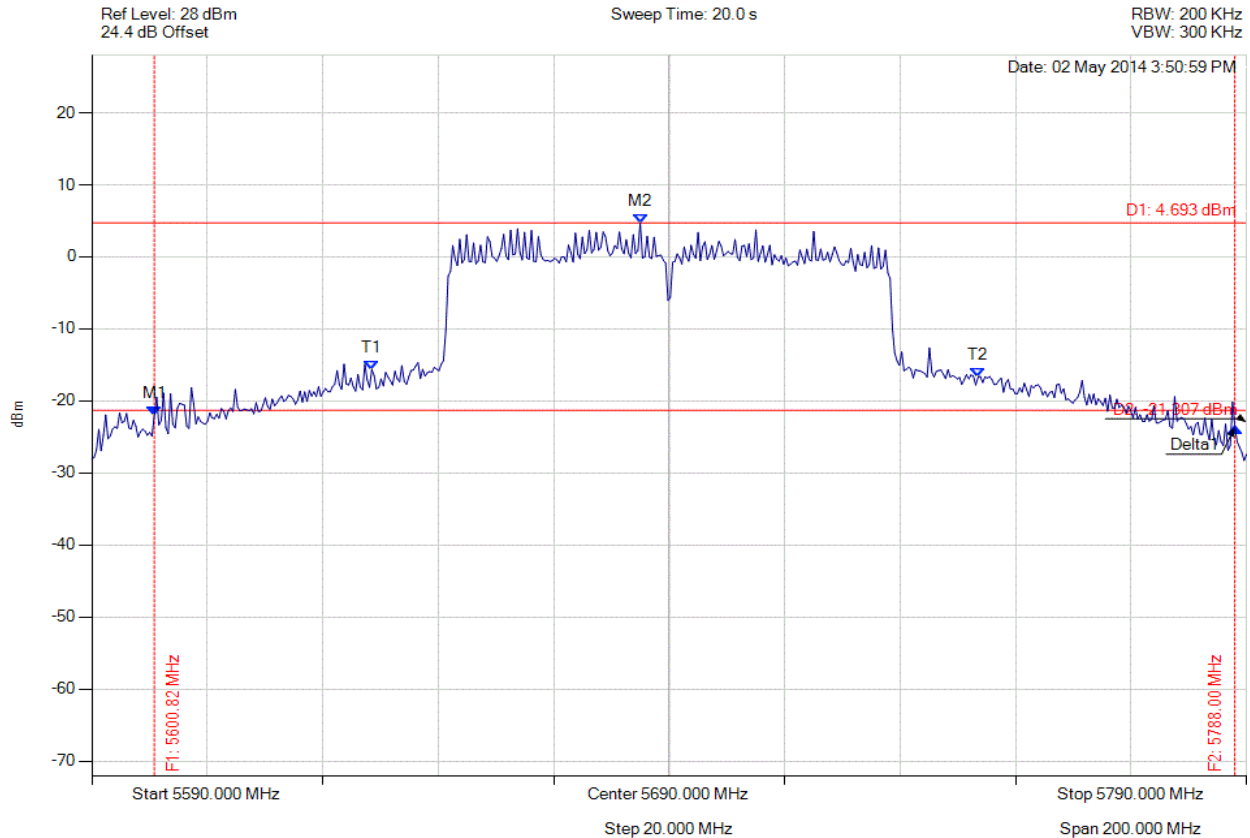


**Title:** NetScout Systems BCM43460  
**To:** FCC 47 CFR Part 15.407 & IC RSS-247  
**Serial #:** FLUK48-U5 Rev A  
**Issue Date:** 23rd December 2015  
**Page:** 340 of 404



### 26 dB & 99% BANDWIDTH

Variant: 802.11ac-80, Channel: 5690.00 MHz, Chain b, Temp: Ambient, Voltage: 3.3 Vdc



Analyser Setup	Marker : Frequency : Amplitude	Test Results
Detector = MAX PEAK Sweep Count = 0 RF Atten (dB) = 20 Trace Mode = VIEW	M1 : 5600.822 MHz : -21.994 dBm M2 : 5684.990 MHz : 4.693 dBm Delta1 : 187.174 MHz : -1.647 dB T1 : 5638.497 MHz : -15.646 dBm T2 : 5743.507 MHz : -16.712 dBm OBW : 105.010 MHz	Measured 26 dB Bandwidth: 187.174 MHz Measured 99% Bandwidth: 105.010 MHz

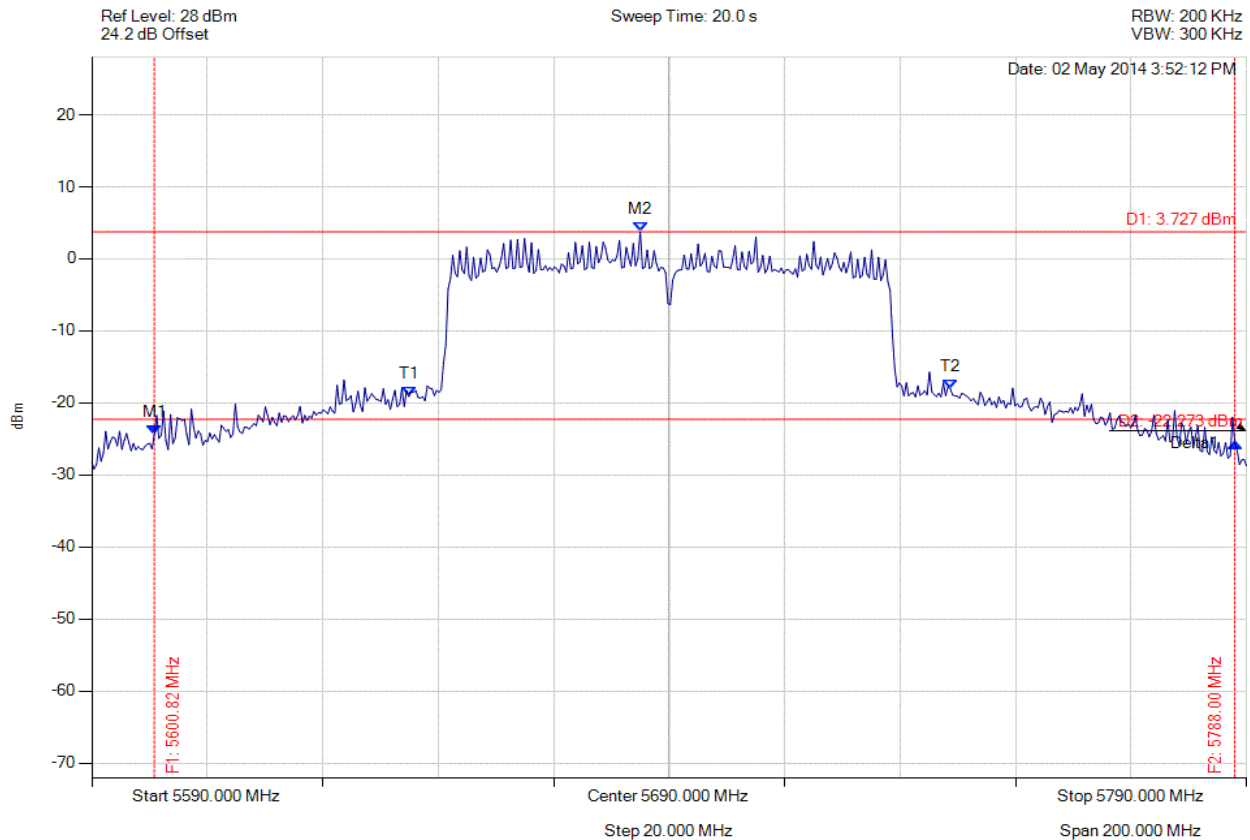
[Back to the Matrix](#)

This test report may be reproduced in full only. The document may only be updated by MiCOM Labs personnel. Any changes will be noted in the Document History section of the report.



### 26 dB & 99% BANDWIDTH

Variant: 802.11ac-80, Channel: 5690.00 MHz, Chain c, Temp: Ambient, Voltage: 3.3 Vdc



Analyser Setup	Marker : Frequency : Amplitude	Test Results
Detector = MAX PEAK Sweep Count = 0 RF Atten (dB) = 20 Trace Mode = VIEW	M1 : 5600.822 MHz : -24.414 dBm M2 : 5684.990 MHz : 3.727 dBm Delta1 : 187.174 MHz : -1.159 dB T1 : 5644.910 MHz : -19.112 dBm T2 : 5738.697 MHz : -18.022 dBm OBW : 93.788 MHz	Measured 26 dB Bandwidth: 187.174 MHz Measured 99% Bandwidth: 93.788 MHz

[Back to the Matrix](#)



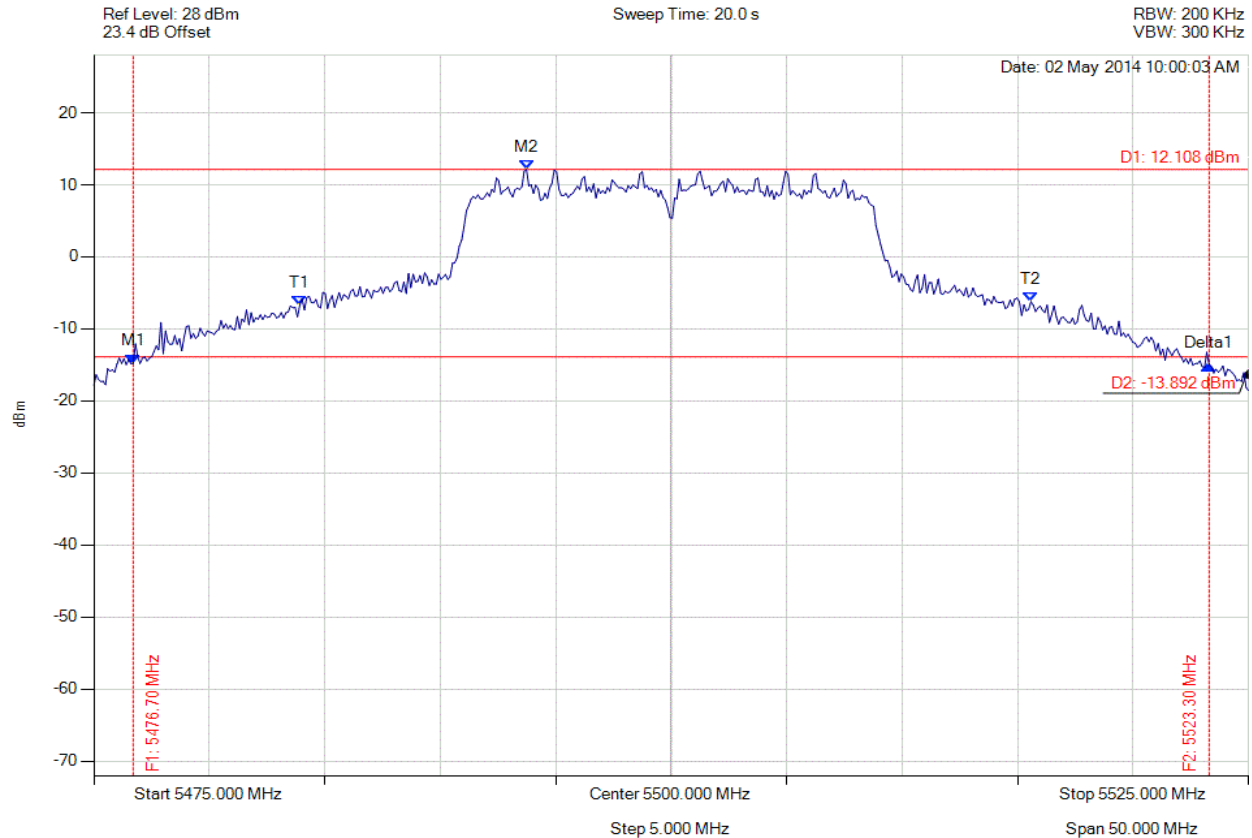


**Title:** NetScout Systems BCM43460  
**To:** FCC 47 CFR Part 15.407 & IC RSS-247  
**Serial #:** FLUK48-U5 Rev A  
**Issue Date:** 23rd December 2015  
**Page:** 342 of 404



### 26 dB & 99% BANDWIDTH

Variant: 802.11n HT-20, Channel: 5500.00 MHz, Chain a, Temp: Ambient, Voltage: 3.3 Vdc



Analyser Setup	Marker : Frequency : Amplitude	Test Results
Detector = MAX PEAK Sweep Count = 0 RF Atten (dB) = 20 Trace Mode = VIEW	M1 : 5476.703 MHz : -14.800 dBm M2 : 5493.737 MHz : 12.108 dBm Delta1 : 46.593 MHz : -0.218 dB T1 : 5483.918 MHz : -6.757 dBm T2 : 5515.581 MHz : -6.226 dBm OBW : 31.663 MHz	Measured 26 dB Bandwidth: 46.593 MHz Measured 99% Bandwidth: 31.663 MHz

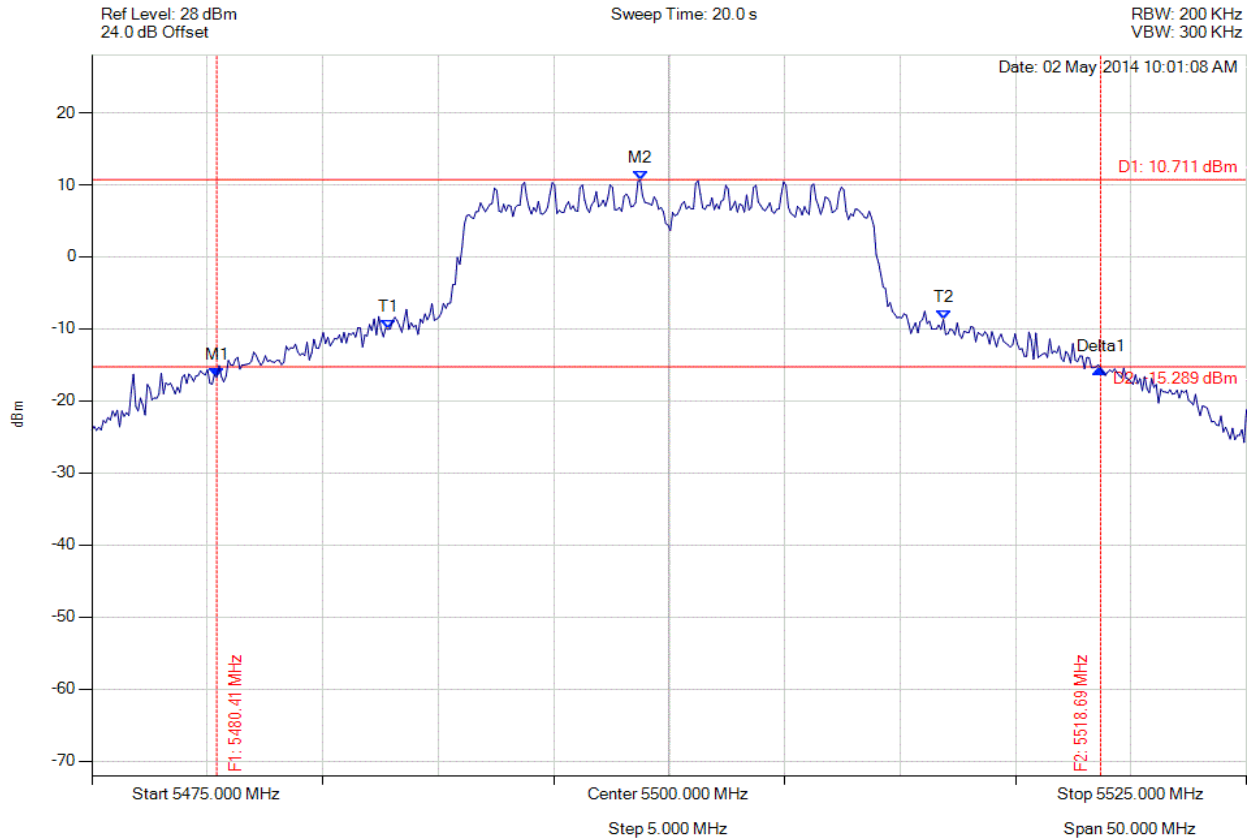
[Back to the Matrix](#)

This test report may be reproduced in full only. The document may only be updated by MiCOM Labs personnel. Any changes will be noted in the Document History section of the report.



### 26 dB & 99% BANDWIDTH

Variant: 802.11n HT-20, Channel: 5500.00 MHz, Chain b, Temp: Ambient, Voltage: 3.3 Vdc



Analyser Setup	Marker : Frequency : Amplitude	Test Results
Detector = MAX PEAK Sweep Count = 0 RF Atten (dB) = 20 Trace Mode = VIEW	M1 : 5480.411 MHz : -16.738 dBm M2 : 5498.747 MHz : 10.711 dBm Delta1 : 38.277 MHz : 1.224 dB T1 : 5487.826 MHz : -10.074 dBm T2 : 5511.874 MHz : -8.689 dBm OBW : 24.048 MHz	Measured 26 dB Bandwidth: 38.277 MHz Measured 99% Bandwidth: 24.048 MHz

[Back to the Matrix](#)



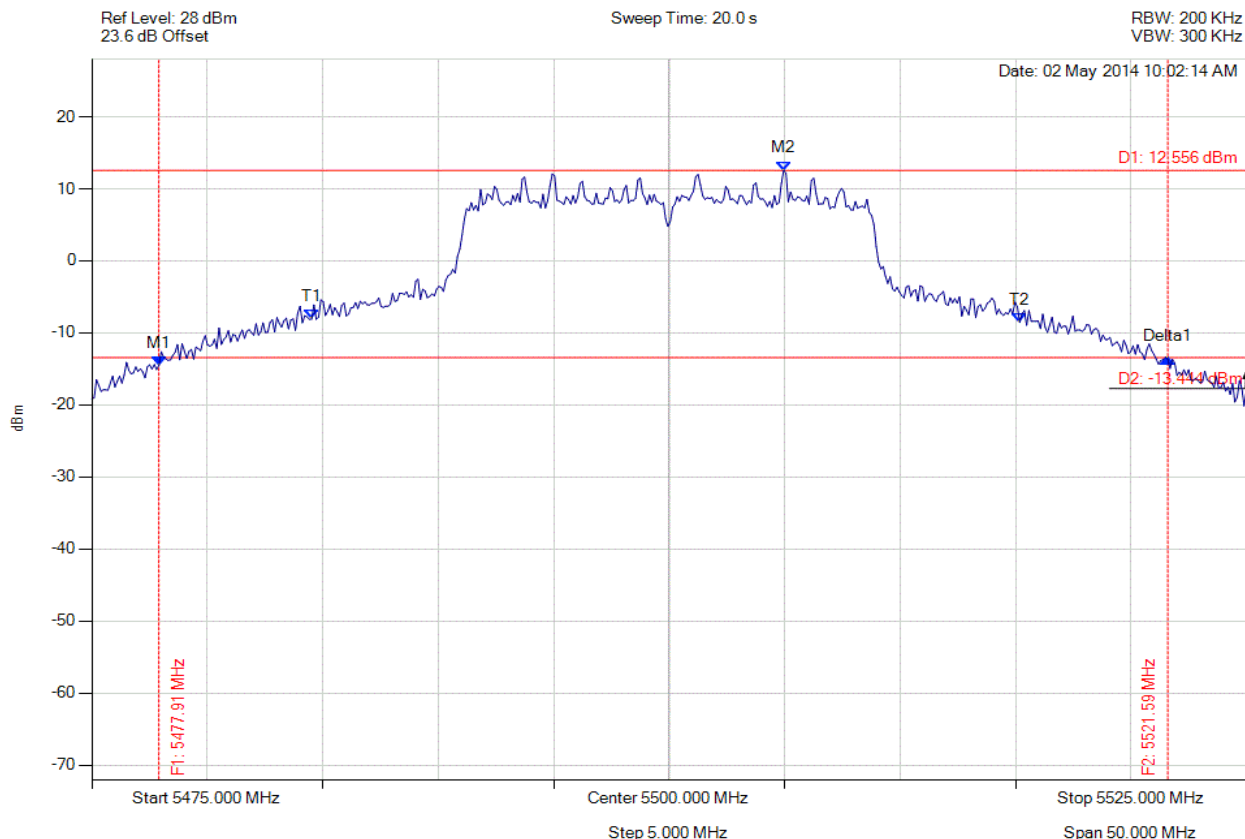


**Title:** NetScout Systems BCM43460  
**To:** FCC 47 CFR Part 15.407 & IC RSS-247  
**Serial #:** FLUK48-U5 Rev A  
**Issue Date:** 23rd December 2015  
**Page:** 344 of 404



#### 26 dB & 99% BANDWIDTH

Variant: 802.11n HT-20, Channel: 5500.00 MHz, Chain c, Temp: Ambient, Voltage: 3.3 Vdc



Analyser Setup	Marker : Frequency : Amplitude	Test Results
Detector = MAX PEAK Sweep Count = 0 RF Atten (dB) = 20 Trace Mode = VIEW	M1 : 5477.906 MHz : -14.538 dBm M2 : 5504.960 MHz : 12.556 dBm Delta1 : 43.687 MHz : 0.938 dB T1 : 5484.519 MHz : -8.079 dBm T2 : 5515.180 MHz : -8.555 dBm OBW : 30.661 MHz	Measured 26 dB Bandwidth: 43.687 MHz Measured 99% Bandwidth: 30.661 MHz

[Back to the Matrix](#)

This test report may be reproduced in full only. The document may only be updated by MiCOM Labs personnel. Any changes will be noted in the Document History section of the report.



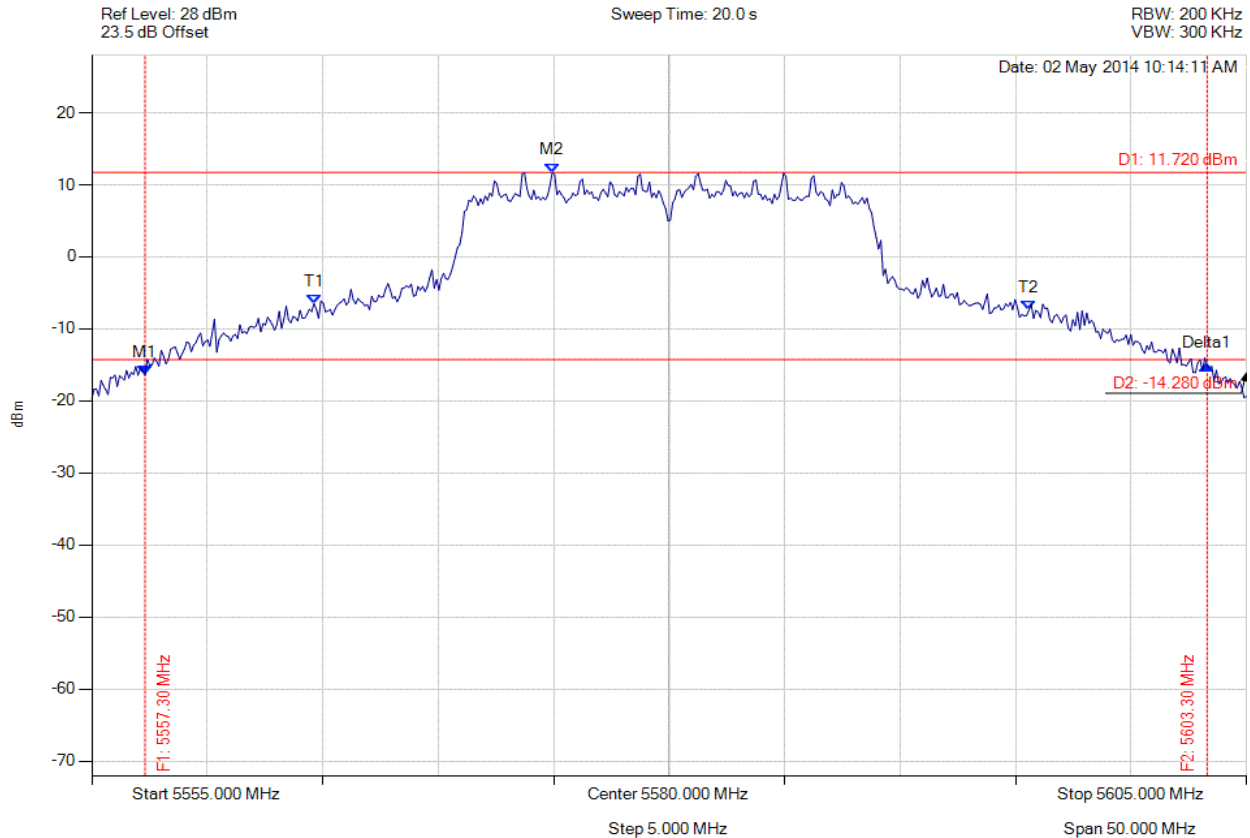


**Title:** NetScout Systems BCM43460  
**To:** FCC 47 CFR Part 15.407 & IC RSS-247  
**Serial #:** FLUK48-U5 Rev A  
**Issue Date:** 23rd December 2015  
**Page:** 345 of 404



### 26 dB & 99% BANDWIDTH

Variant: 802.11n HT-20, Channel: 5580.00 MHz, Chain a, Temp: Ambient, Voltage: 3.3 Vdc



Analyser Setup	Marker : Frequency : Amplitude	Test Results
Detector = MAX PEAK Sweep Count = 0 RF Atten (dB) = 20 Trace Mode = VIEW	M1 : 5557.305 MHz : -16.415 dBm M2 : 5574.940 MHz : 11.720 dBm Delta1 : 45.992 MHz : 1.332 dB T1 : 5564.619 MHz : -6.511 dBm T2 : 5595.581 MHz : -7.353 dBm OBW : 30.962 MHz	Measured 26 dB Bandwidth: 45.992 MHz Measured 99% Bandwidth: 30.962 MHz

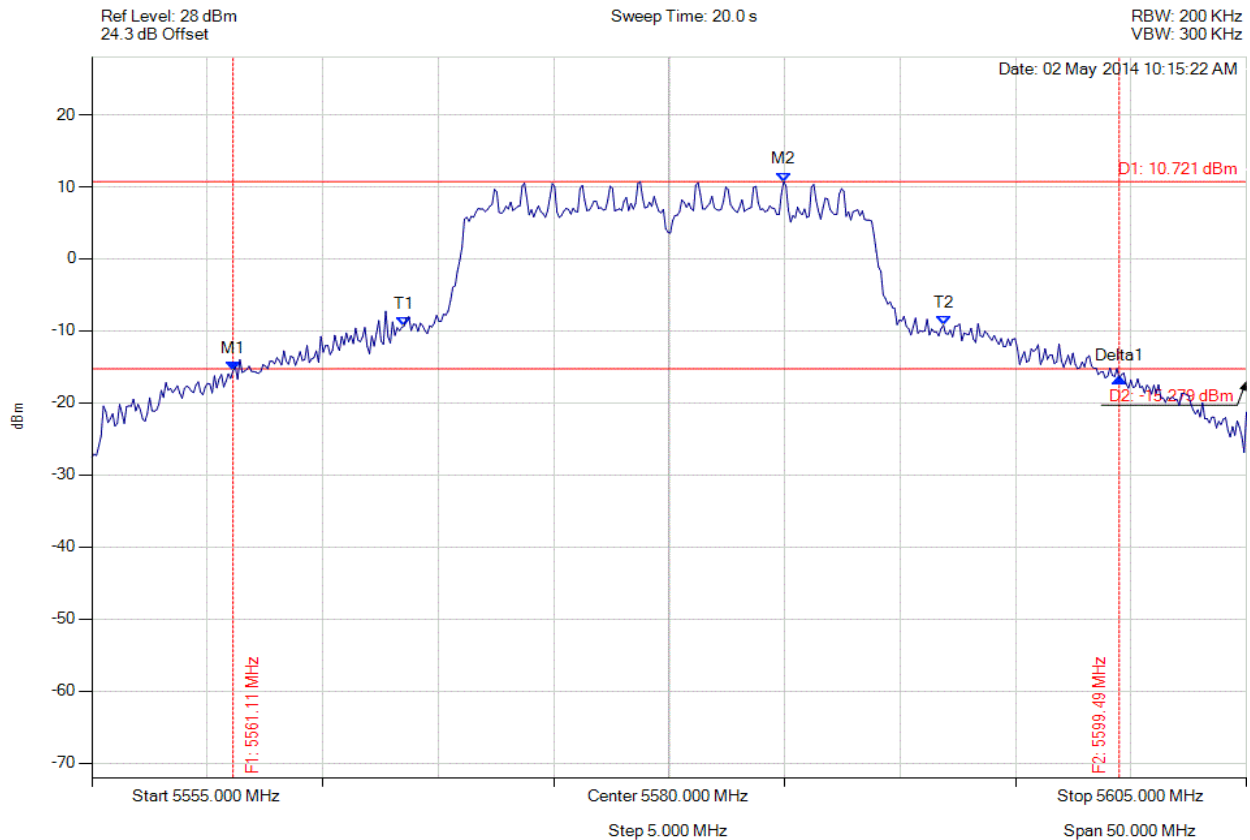
[Back to the Matrix](#)

This test report may be reproduced in full only. The document may only be updated by MiCOM Labs personnel. Any changes will be noted in the Document History section of the report.



### 26 dB & 99% BANDWIDTH

Variant: 802.11n HT-20, Channel: 5580.00 MHz, Chain b, Temp: Ambient, Voltage: 3.3 Vdc



Analyser Setup	Marker : Frequency : Amplitude	Test Results
Detector = MAX PEAK Sweep Count = 0 RF Atten (dB) = 20 Trace Mode = VIEW	M1 : 5561.112 MHz : -15.524 dBm M2 : 5584.960 MHz : 10.721 dBm Delta1 : 38.377 MHz : -1.053 dB T1 : 5568.527 MHz : -9.309 dBm T2 : 5591.874 MHz : -9.187 dBm OBW : 23.347 MHz	Measured 26 dB Bandwidth: 38.377 MHz Measured 99% Bandwidth: 23.347 MHz

[Back to the Matrix](#)



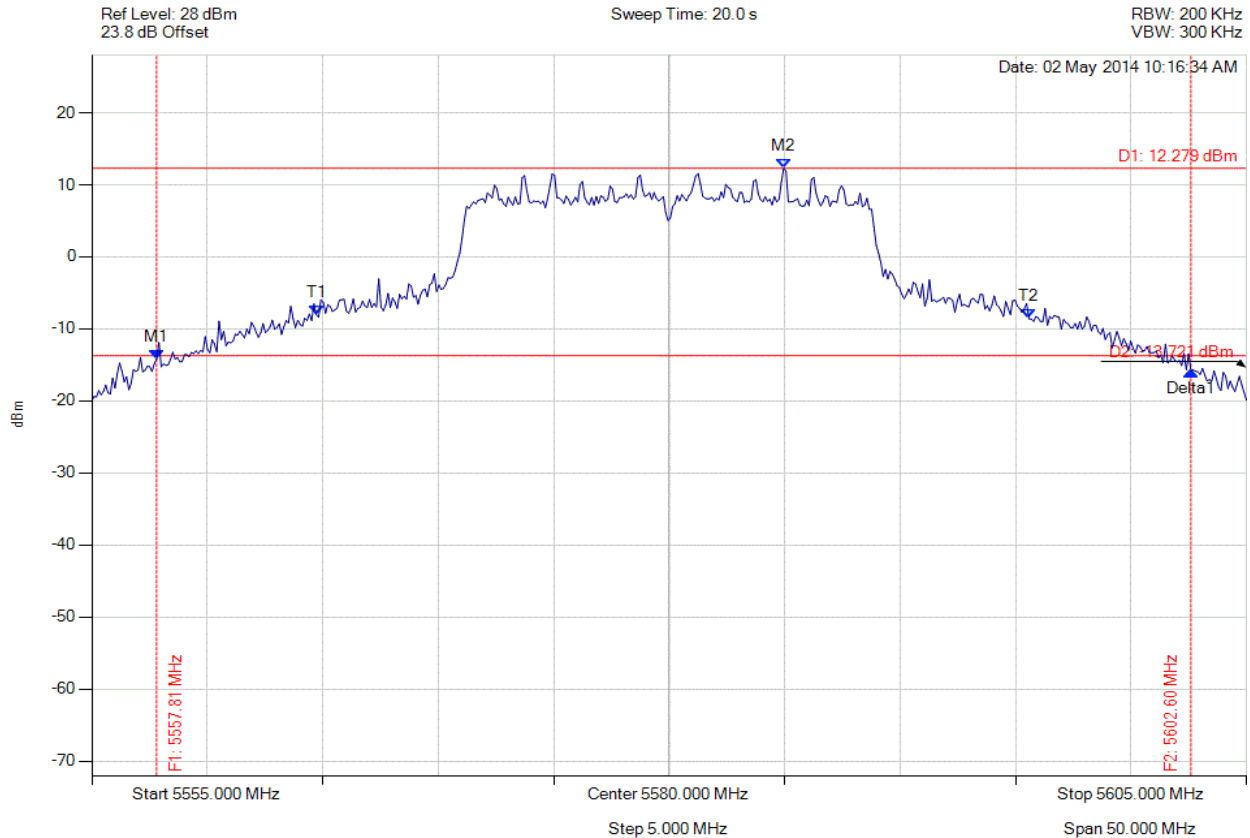


**Title:** NetScout Systems BCM43460  
**To:** FCC 47 CFR Part 15.407 & IC RSS-247  
**Serial #:** FLUK48-U5 Rev A  
**Issue Date:** 23rd December 2015  
**Page:** 347 of 404



### 26 dB & 99% BANDWIDTH

Variant: 802.11n HT-20, Channel: 5580.00 MHz, Chain c, Temp: Ambient, Voltage: 3.3 Vdc



Analyser Setup	Marker : Frequency : Amplitude	Test Results
Detector = MAX PEAK Sweep Count = 0 RF Atten (dB) = 20 Trace Mode = VIEW	M1 : 5557.806 MHz : -14.180 dBm M2 : 5584.960 MHz : 12.279 dBm Delta1 : 44.790 MHz : -1.666 dB T1 : 5564.719 MHz : -8.005 dBm T2 : 5595.581 MHz : -8.607 dBm OBW : 30.862 MHz	Measured 26 dB Bandwidth: 44.790 MHz Measured 99% Bandwidth: 30.862 MHz

[Back to the Matrix](#)

This test report may be reproduced in full only. The document may only be updated by MiCOM Labs personnel. Any changes will be noted in the Document History section of the report.



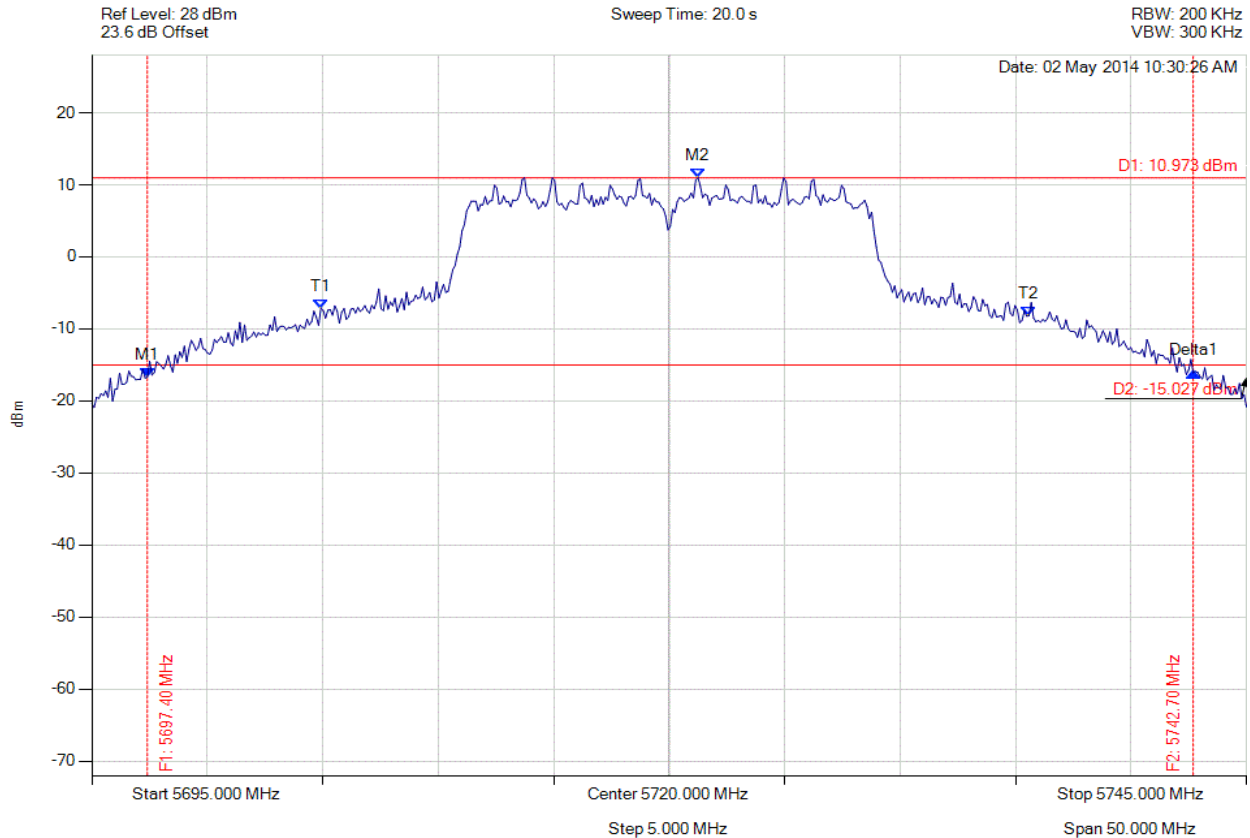


**Title:** NetScout Systems BCM43460  
**To:** FCC 47 CFR Part 15.407 & IC RSS-247  
**Serial #:** FLUK48-U5 Rev A  
**Issue Date:** 23rd December 2015  
**Page:** 348 of 404



### 26 dB & 99% BANDWIDTH

Variant: 802.11n HT-20, Channel: 5720.00 MHz, Chain a, Temp: Ambient, Voltage: 3.3 Vdc



Analyser Setup	Marker : Frequency : Amplitude	Test Results
Detector = MAX PEAK Sweep Count = 0 RF Atten (dB) = 20 Trace Mode = VIEW	M1 : 5697.405 MHz : -16.718 dBm M2 : 5721.253 MHz : 10.973 dBm Delta1 : 45.291 MHz : 0.647 dB T1 : 5704.920 MHz : -7.141 dBm T2 : 5735.581 MHz : -8.201 dBm OBW : 30.661 MHz	Measured 26 dB Bandwidth: 45.291 MHz Measured 99% Bandwidth: 30.661 MHz

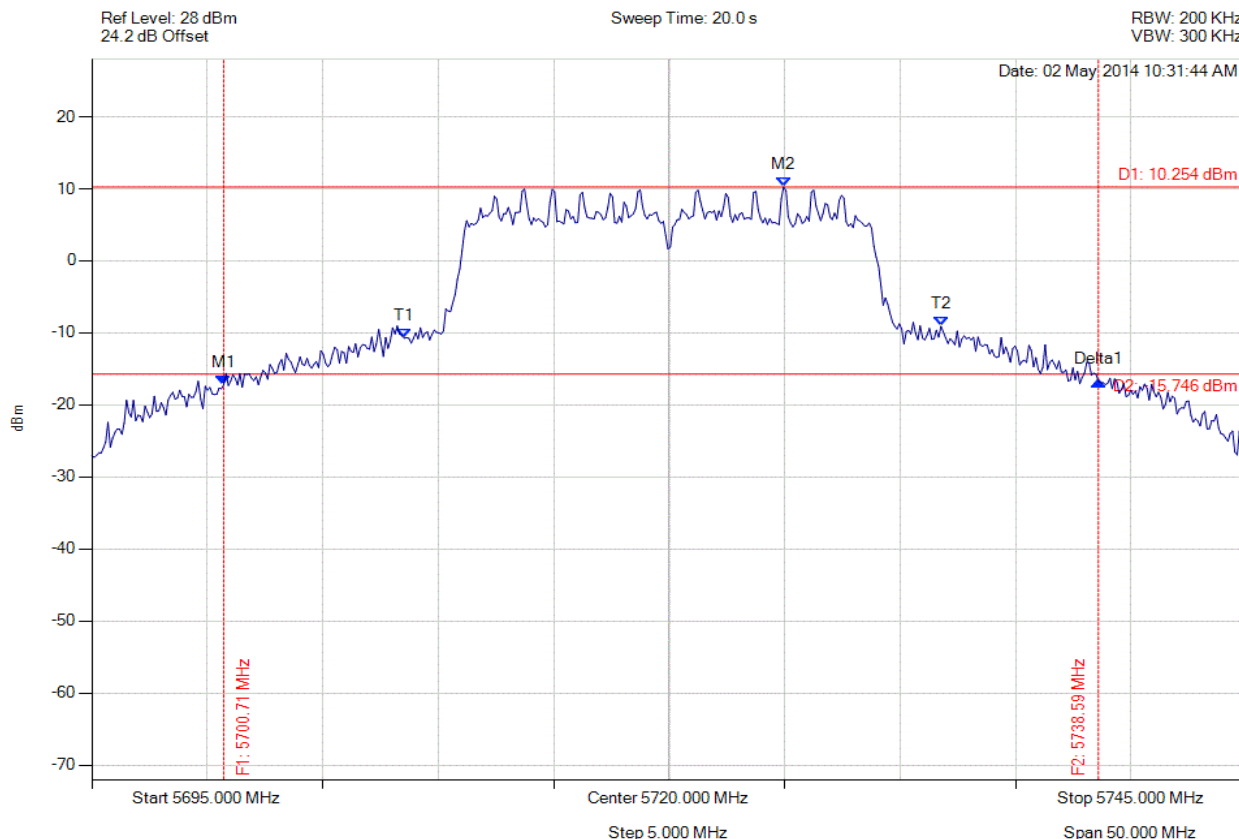
[Back to the Matrix](#)

This test report may be reproduced in full only. The document may only be updated by MiCOM Labs personnel. Any changes will be noted in the Document History section of the report.



### 26 dB & 99% BANDWIDTH

Variant: 802.11n HT-20, Channel: 5720.00 MHz, Chain b, Temp: Ambient, Voltage: 3.3 Vdc



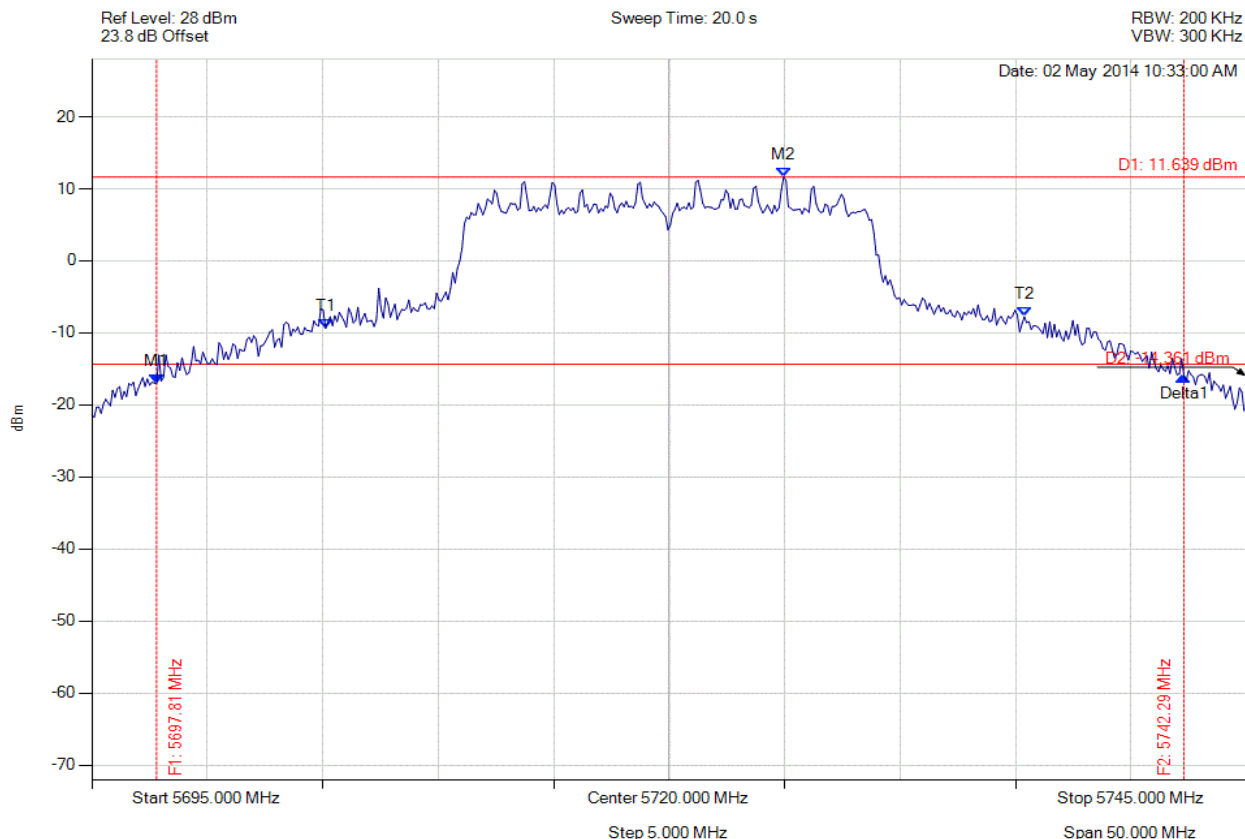
Analyser Setup	Marker : Frequency : Amplitude	Test Results
Detector = MAX PEAK Sweep Count = 0 RF Atten (dB) = 20 Trace Mode = VIEW	M1 : 5700.711 MHz : -17.210 dBm M2 : 5724.960 MHz : 10.254 dBm Delta1 : 37.876 MHz : 0.480 dB T1 : 5708.527 MHz : -10.741 dBm T2 : 5731.774 MHz : -9.108 dBm OBW : 23.246 MHz	Measured 26 dB Bandwidth: 37.876 MHz Measured 99% Bandwidth: 23.246 MHz

[Back to the Matrix](#)



### 26 dB & 99% BANDWIDTH

Variant: 802.11n HT-20, Channel: 5720.00 MHz, Chain c, Temp: Ambient, Voltage: 3.3 Vdc



Analyser Setup	Marker : Frequency : Amplitude	Test Results
Detector = MAX PEAK Sweep Count = 0 RF Atten (dB) = 20 Trace Mode = VIEW	M1 : 5697.806 MHz : -16.976 dBm M2 : 5724.960 MHz : 11.639 dBm Delta1 : 44.489 MHz : 0.970 dB T1 : 5705.120 MHz : -9.380 dBm T2 : 5735.381 MHz : -7.765 dBm OBW : 30.261 MHz	Measured 26 dB Bandwidth: 44.489 MHz Measured 99% Bandwidth: 30.261 MHz

[Back to the Matrix](#)



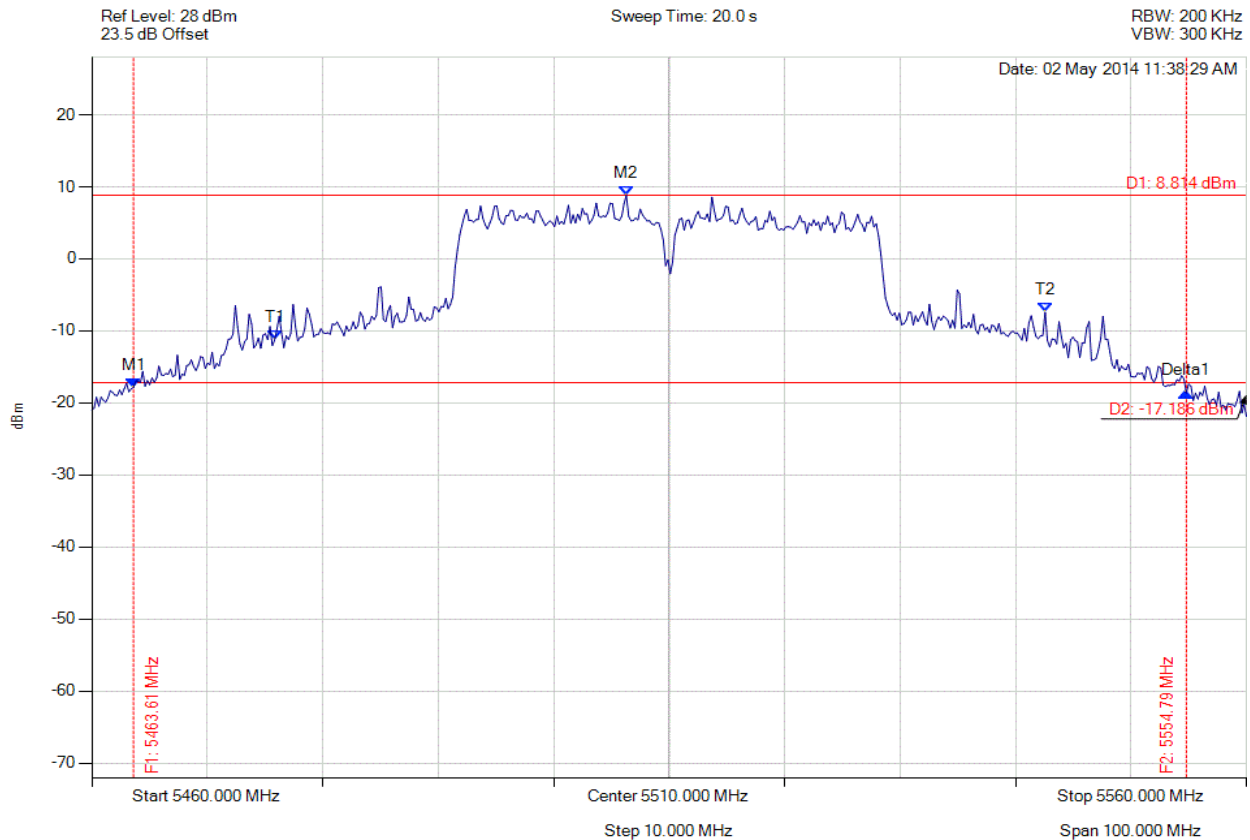


**Title:** NetScout Systems BCM43460  
**To:** FCC 47 CFR Part 15.407 & IC RSS-247  
**Serial #:** FLUK48-U5 Rev A  
**Issue Date:** 23rd December 2015  
**Page:** 351 of 404



### 26 dB & 99% BANDWIDTH

Variant: 802.11n HT-40, Channel: 5510.00 MHz, Chain a, Temp: Ambient, Voltage: 3.3 Vdc



Analyser Setup	Marker : Frequency : Amplitude	Test Results
Detector = MAX PEAK Sweep Count = 0 RF Atten (dB) = 20 Trace Mode = VIEW	M1 : 5463.607 MHz : -17.851 dBm M2 : 5506.293 MHz : 8.814 dBm Delta1 : 91.182 MHz : -0.759 dB T1 : 5475.832 MHz : -11.272 dBm T2 : 5542.565 MHz : -7.430 dBm OBW : 66.733 MHz	Measured 26 dB Bandwidth: 91.182 MHz Measured 99% Bandwidth: 66.733 MHz

[Back to the Matrix](#)

This test report may be reproduced in full only. The document may only be updated by MiCOM Labs personnel. Any changes will be noted in the Document History section of the report.



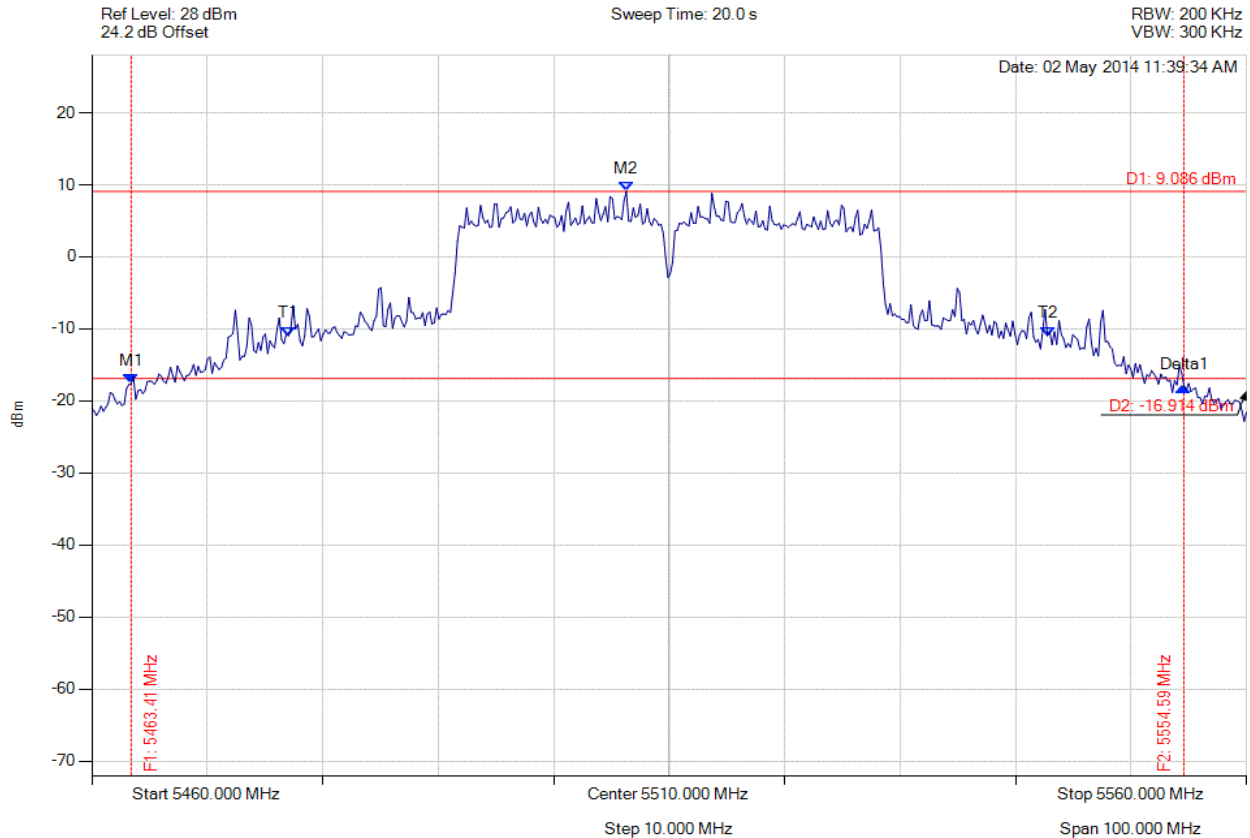


**Title:** NetScout Systems BCM43460  
**To:** FCC 47 CFR Part 15.407 & IC RSS-247  
**Serial #:** FLUK48-U5 Rev A  
**Issue Date:** 23rd December 2015  
**Page:** 352 of 404



### 26 dB & 99% BANDWIDTH

Variant: 802.11n HT-40, Channel: 5510.00 MHz, Chain b, Temp: Ambient, Voltage: 3.3 Vdc



Analyser Setup	Marker : Frequency : Amplitude	Test Results
Detector = MAX PEAK Sweep Count = 0 RF Atten (dB) = 20 Trace Mode = VIEW	M1 : 5463.407 MHz : -17.619 dBm M2 : 5506.293 MHz : 9.086 dBm Delta1 : 91.182 MHz : -0.368 dB T1 : 5477.034 MHz : -10.960 dBm T2 : 5542.766 MHz : -10.958 dBm OBW : 65.731 MHz	Measured 26 dB Bandwidth: 91.182 MHz Measured 99% Bandwidth: 65.731 MHz

[Back to the Matrix](#)

This test report may be reproduced in full only. The document may only be updated by MiCOM Labs personnel. Any changes will be noted in the Document History section of the report.



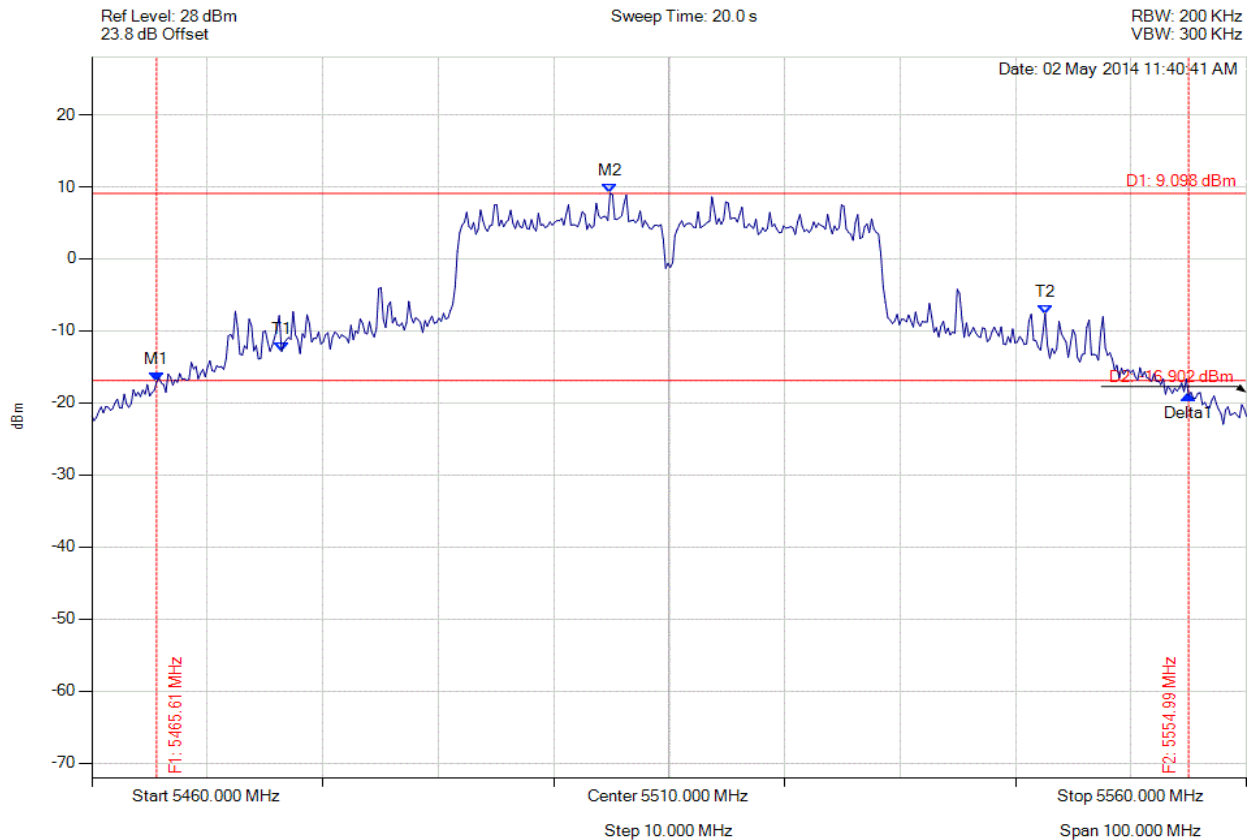


**Title:** NetScout Systems BCM43460  
**To:** FCC 47 CFR Part 15.407 & IC RSS-247  
**Serial #:** FLUK48-U5 Rev A  
**Issue Date:** 23rd December 2015  
**Page:** 353 of 404



### 26 dB & 99% BANDWIDTH

Variant: 802.11n HT-40, Channel: 5510.00 MHz, Chain c, Temp: Ambient, Voltage: 3.3 Vdc



Analyser Setup	Marker : Frequency : Amplitude	Test Results
Detector = MAX PEAK Sweep Count = 0 RF Atten (dB) = 20 Trace Mode = VIEW	M1 : 5465.611 MHz : -17.092 dBm M2 : 5504.890 MHz : 9.098 dBm Delta1 : 89.379 MHz : -1.855 dB T1 : 5476.433 MHz : -12.878 dBm T2 : 5542.565 MHz : -7.645 dBm OBW : 66.132 MHz	Measured 26 dB Bandwidth: 89.379 MHz Measured 99% Bandwidth: 66.132 MHz

[Back to the Matrix](#)

This test report may be reproduced in full only. The document may only be updated by MiCOM Labs personnel. Any changes will be noted in the Document History section of the report.



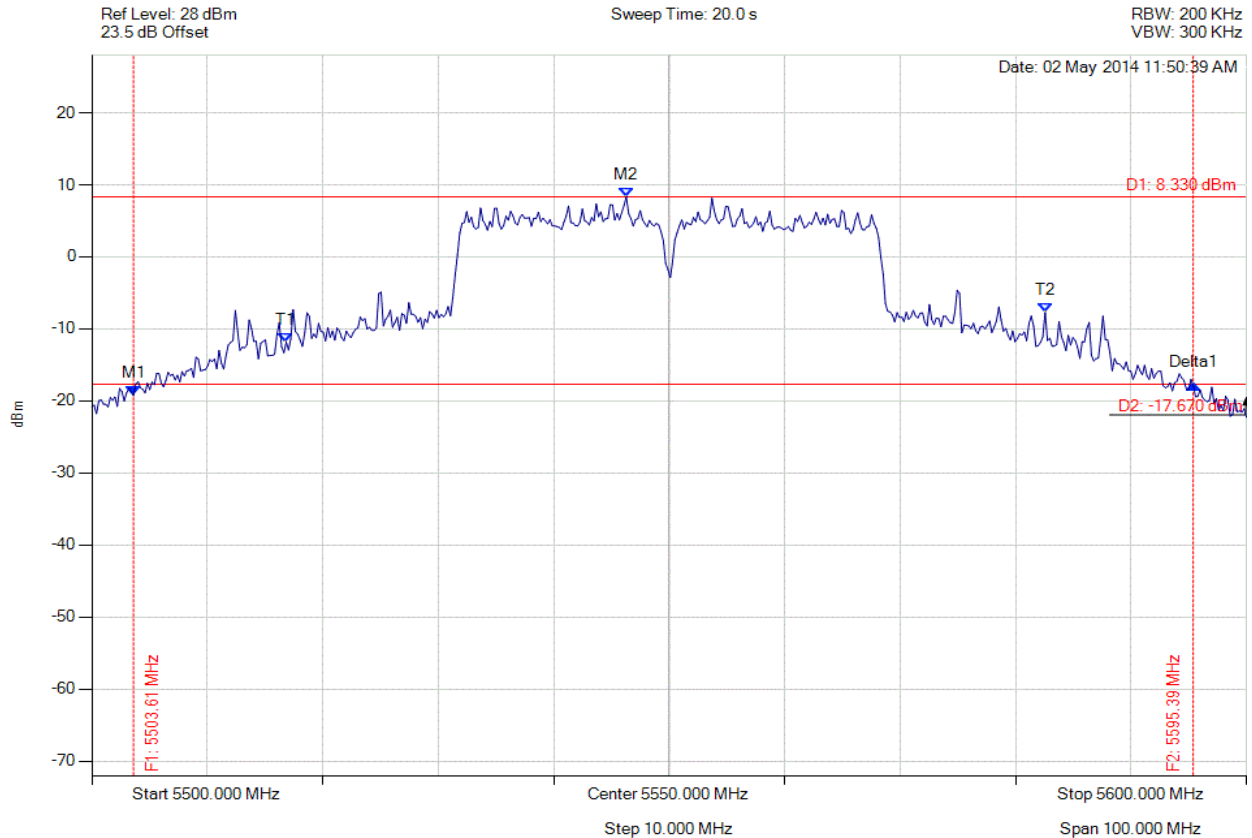


**Title:** NetScout Systems BCM43460  
**To:** FCC 47 CFR Part 15.407 & IC RSS-247  
**Serial #:** FLUK48-U5 Rev A  
**Issue Date:** 23rd December 2015  
**Page:** 354 of 404



### 26 dB & 99% BANDWIDTH

Variant: 802.11n HT-40, Channel: 5550.00 MHz, Chain a, Temp: Ambient, Voltage: 3.3 Vdc



Analyser Setup	Marker : Frequency : Amplitude	Test Results
Detector = MAX PEAK Sweep Count = 0 RF Atten (dB) = 20 Trace Mode = VIEW	M1 : 5503.607 MHz : -19.262 dBm M2 : 5546.293 MHz : 8.330 dBm Delta1 : 91.784 MHz : 1.501 dB T1 : 5516.834 MHz : -11.845 dBm T2 : 5582.565 MHz : -7.721 dBm OBW : 65.731 MHz	Measured 26 dB Bandwidth: 91.784 MHz Measured 99% Bandwidth: 65.731 MHz

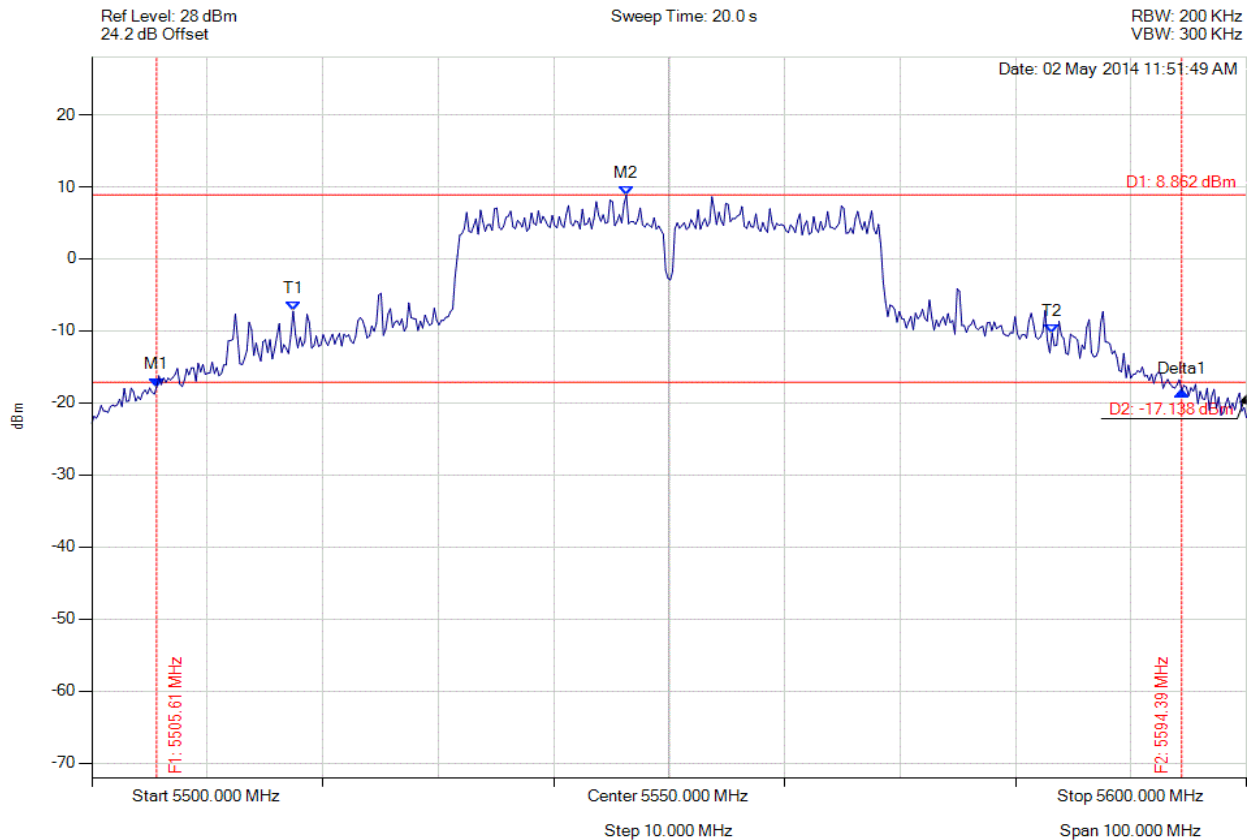
[Back to the Matrix](#)

This test report may be reproduced in full only. The document may only be updated by MiCOM Labs personnel. Any changes will be noted in the Document History section of the report.



### 26 dB & 99% BANDWIDTH

Variant: 802.11n HT-40, Channel: 5550.00 MHz, Chain b, Temp: Ambient, Voltage: 3.3 Vdc



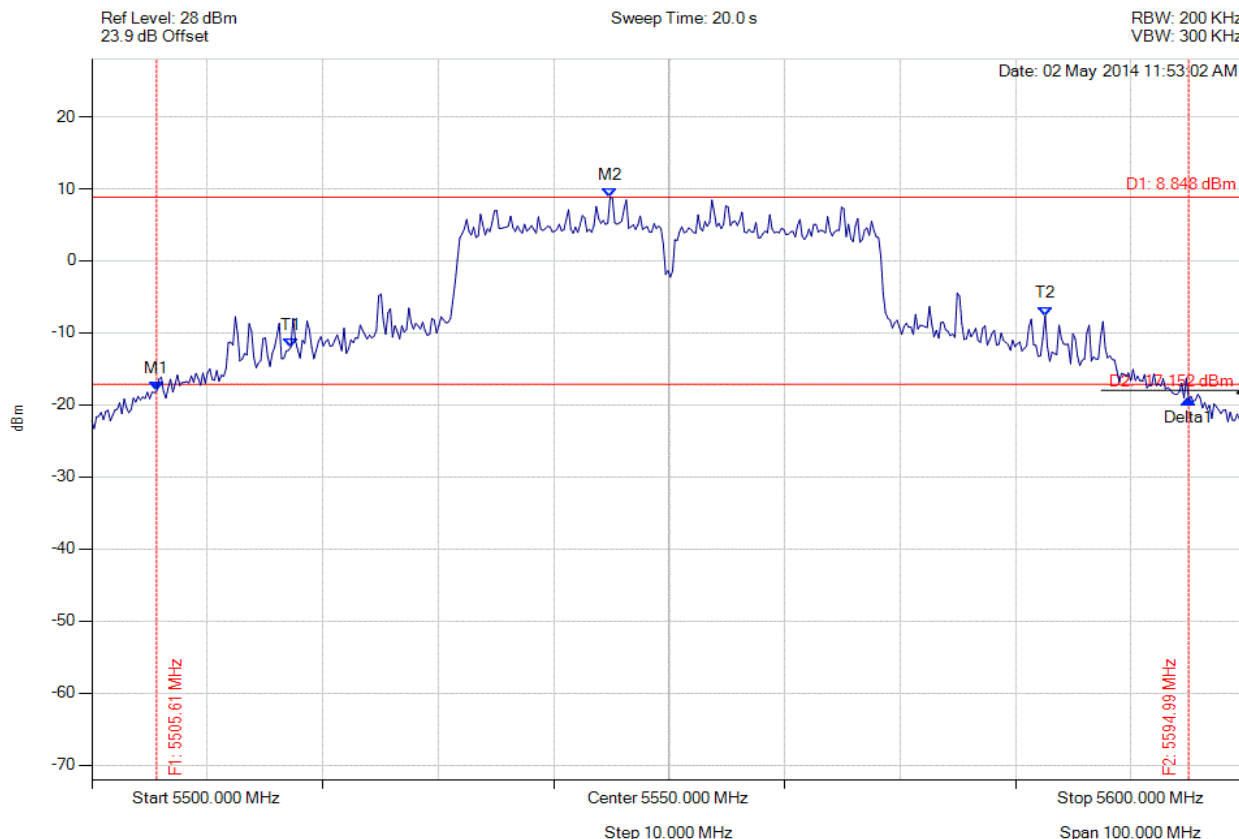
Analyser Setup	Marker : Frequency : Amplitude	Test Results
Detector = MAX PEAK Sweep Count = 0 RF Atten (dB) = 20 Trace Mode = VIEW	M1 : 5505.611 MHz : -17.804 dBm M2 : 5546.293 MHz : 8.862 dBm Delta1 : 88.778 MHz : -0.521 dB T1 : 5517.435 MHz : -7.265 dBm T2 : 5583.166 MHz : -10.328 dBm OBW : 65.731 MHz	Measured 26 dB Bandwidth: 88.778 MHz Measured 99% Bandwidth: 65.731 MHz

[Back to the Matrix](#)



### 26 dB & 99% BANDWIDTH

Variant: 802.11n HT-40, Channel: 5550.00 MHz, Chain c, Temp: Ambient, Voltage: 3.3 Vdc



Analyser Setup	Marker : Frequency : Amplitude	Test Results
Detector = MAX PEAK Sweep Count = 0 RF Atten (dB) = 20 Trace Mode = VIEW	M1 : 5505.611 MHz : -18.095 dBm M2 : 5544.890 MHz : 8.848 dBm Delta1 : 89.379 MHz : -1.127 dB T1 : 5517.234 MHz : -11.979 dBm T2 : 5582.565 MHz : -7.623 dBm OBW : 65.331 MHz	Measured 26 dB Bandwidth: 89.379 MHz Measured 99% Bandwidth: 65.331 MHz

[Back to the Matrix](#)



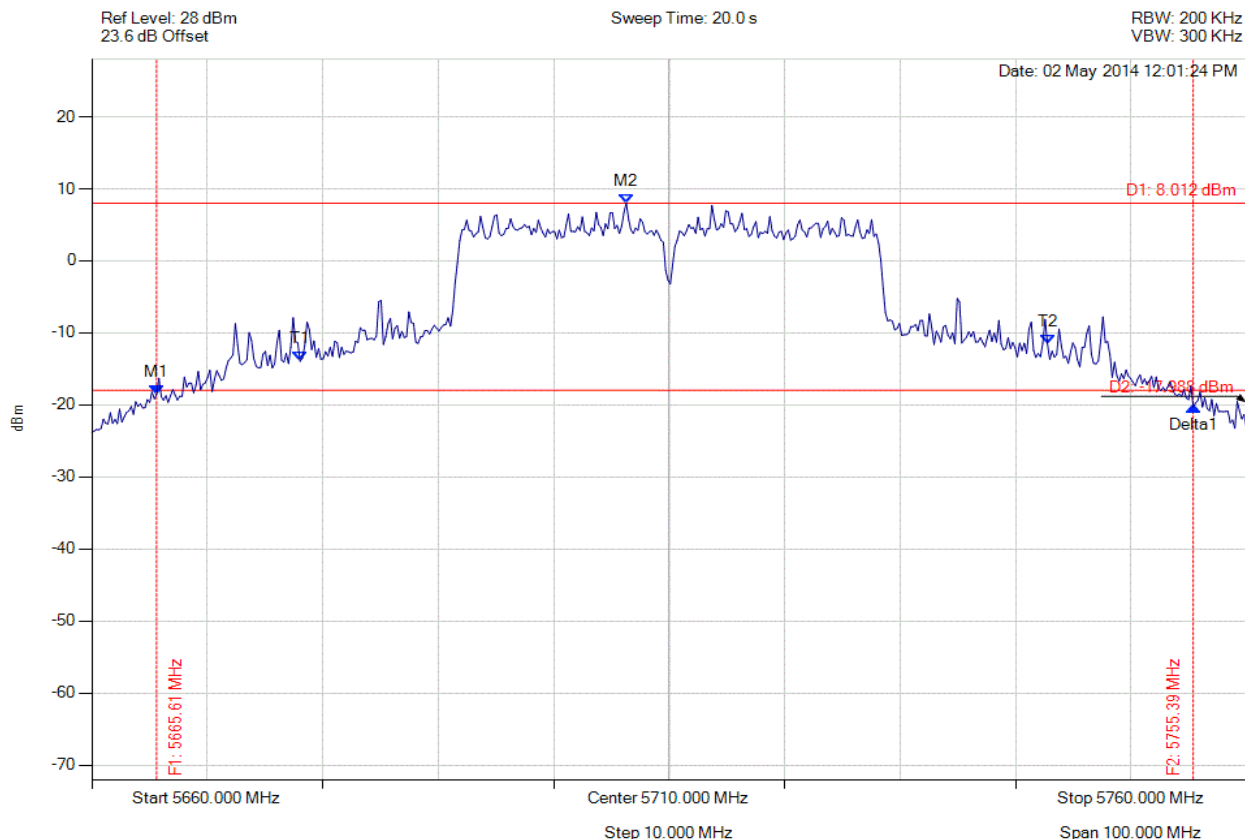


**Title:** NetScout Systems BCM43460  
**To:** FCC 47 CFR Part 15.407 & IC RSS-247  
**Serial #:** FLUK48-U5 Rev A  
**Issue Date:** 23rd December 2015  
**Page:** 357 of 404



### 26 dB & 99% BANDWIDTH

Variant: 802.11n HT-40, Channel: 5710.00 MHz, Chain a, Temp: Ambient, Voltage: 3.3 Vdc



Analyser Setup	Marker : Frequency : Amplitude	Test Results
Detector = MAX PEAK Sweep Count = 0 RF Atten (dB) = 20 Trace Mode = VIEW	M1 : 5665.611 MHz : -18.534 dBm M2 : 5706.293 MHz : 8.012 dBm Delta1 : 89.780 MHz : -1.719 dB T1 : 5678.036 MHz : -13.946 dBm T2 : 5742.766 MHz : -11.506 dBm OBW : 64.729 MHz	Measured 26 dB Bandwidth: 89.780 MHz Measured 99% Bandwidth: 64.729 MHz

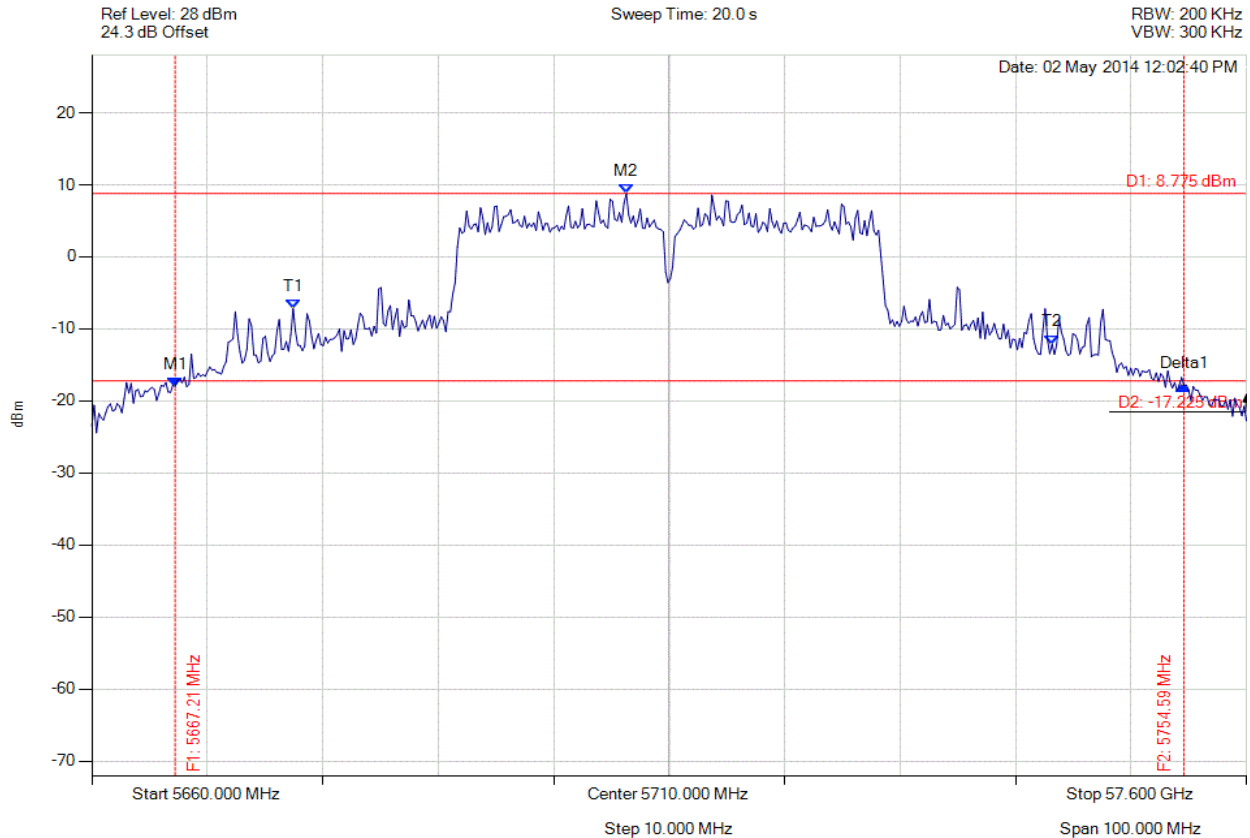
[Back to the Matrix](#)

This test report may be reproduced in full only. The document may only be updated by MiCOM Labs personnel. Any changes will be noted in the Document History section of the report.



### 26 dB & 99% BANDWIDTH

Variant: 802.11n HT-40, Channel: 5710.00 MHz, Chain b, Temp: Ambient, Voltage: 3.3 Vdc



Analyser Setup	Marker : Frequency : Amplitude	Test Results
Detector = MAX PEAK Sweep Count = 0 RF Atten (dB) = 20 Trace Mode = VIEW	M1 : 5667.214 MHz : -18.001 dBm M2 : 5706.293 MHz : 8.775 dBm Delta1 : 87.375 MHz : 0.171 dB T1 : 5677.435 MHz : -7.190 dBm T2 : 5743.166 MHz : -12.136 dBm OBW : 65.731 MHz	Measured 26 dB Bandwidth: 87.375 MHz Measured 99% Bandwidth: 65.731 MHz

[Back to the Matrix](#)



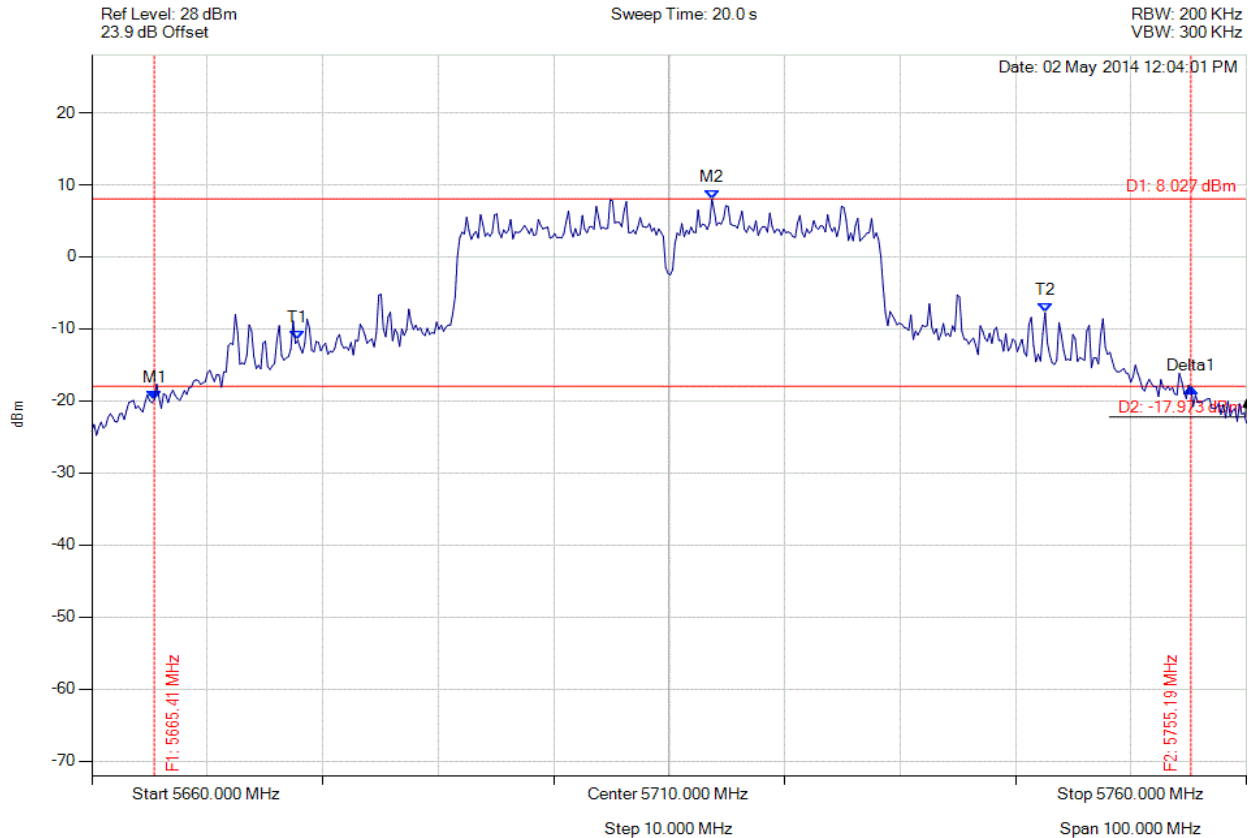


**Title:** NetScout Systems BCM43460  
**To:** FCC 47 CFR Part 15.407 & IC RSS-247  
**Serial #:** FLUK48-U5 Rev A  
**Issue Date:** 23rd December 2015  
**Page:** 359 of 404



### 26 dB & 99% BANDWIDTH

Variant: 802.11n HT-40, Channel: 5710.00 MHz, Chain c, Temp: Ambient, Voltage: 3.3 Vdc



Analyser Setup	Marker : Frequency : Amplitude	Test Results
Detector = MAX PEAK Sweep Count = 0 RF Atten (dB) = 20 Trace Mode = VIEW	M1 : 5665.411 MHz : -19.838 dBm M2 : 5713.707 MHz : 8.027 dBm Delta1 : 89.780 MHz : 1.686 dB T1 : 5677.836 MHz : -11.589 dBm T2 : 5742.565 MHz : -7.735 dBm OBW : 64.729 MHz	Measured 26 dB Bandwidth: 89.780 MHz Measured 99% Bandwidth: 64.729 MHz

[Back to the Matrix](#)

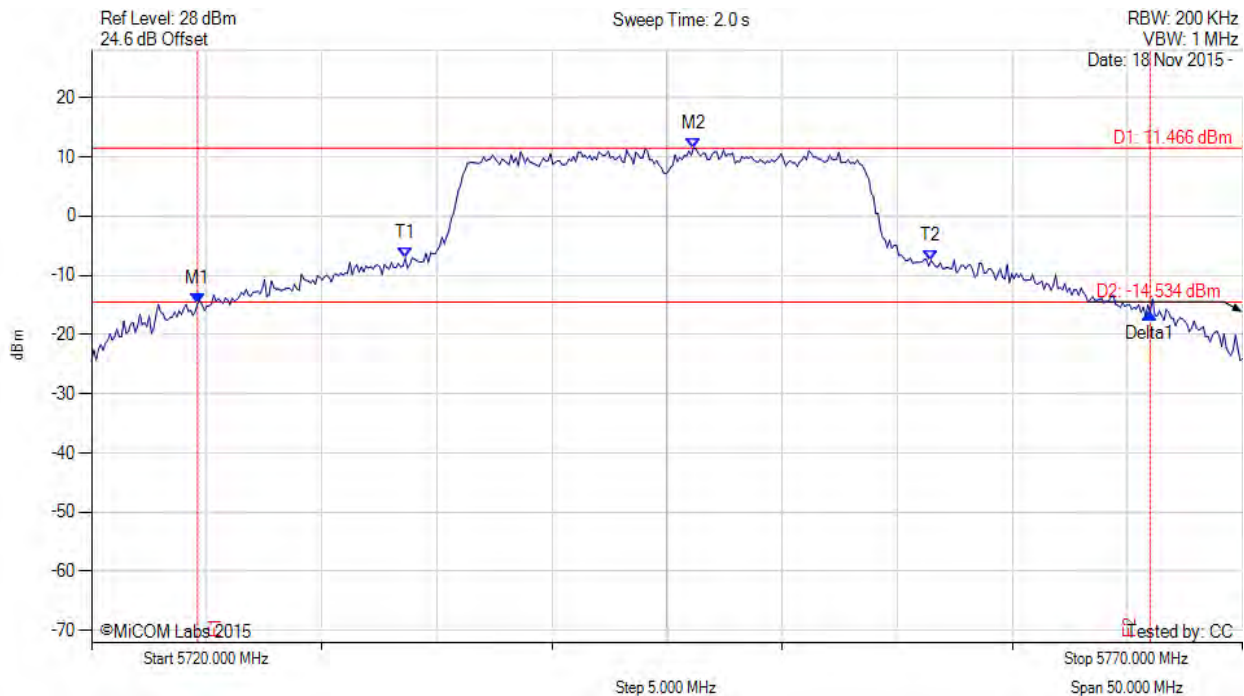
This test report may be reproduced in full only. The document may only be updated by MiCOM Labs personnel. Any changes will be noted in the Document History section of the report.





26 dB & 99% BANDWIDTH

Variant: 802.11a, Channel: 5745.00 MHz, Chain a, Temp: Ambient, Voltage: 15 Vdc

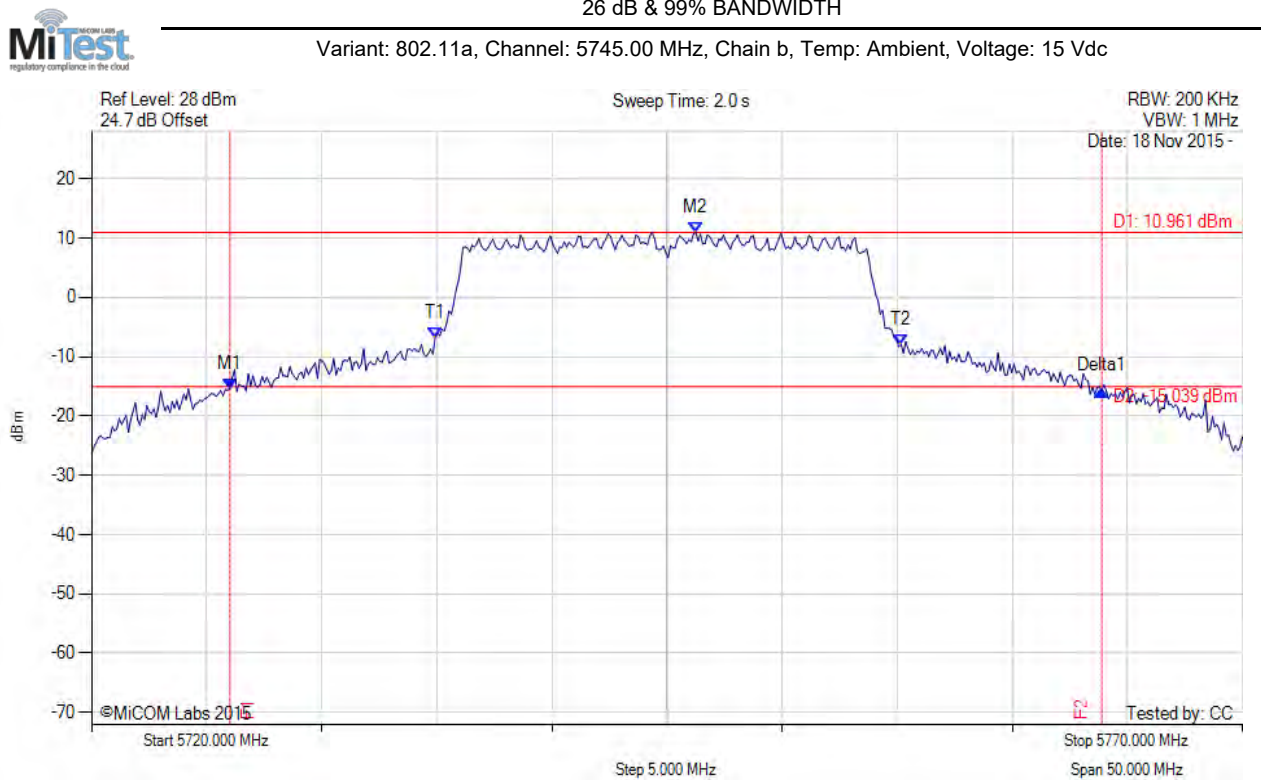


Analyser Setup	Marker:Frequency:Amplitude	Test Results
Detector = MAX PEAK Sweep Count = 0 RF Atten (dB) = 20 Trace Mode = MAX HOLD	M1 : 5724.609 MHz : -14.696 dBm M2 : 5746.152 MHz : 11.466 dBm Delta1 : 41.383 MHz : -1.662 dB T1 : 5733.627 MHz : -7.088 dBm T2 : 5756.473 MHz : -7.503 dBm OBW : 22.846 MHz	Measured 26 dB Bandwidth: 41.383 MHz Measured 99% Bandwidth: 22.846 MHz

[back to matrix](#)

This test report may be reproduced in full only. The document may only be updated by MiCOM Labs personnel. Any changes will be noted in the Document History section of the report.

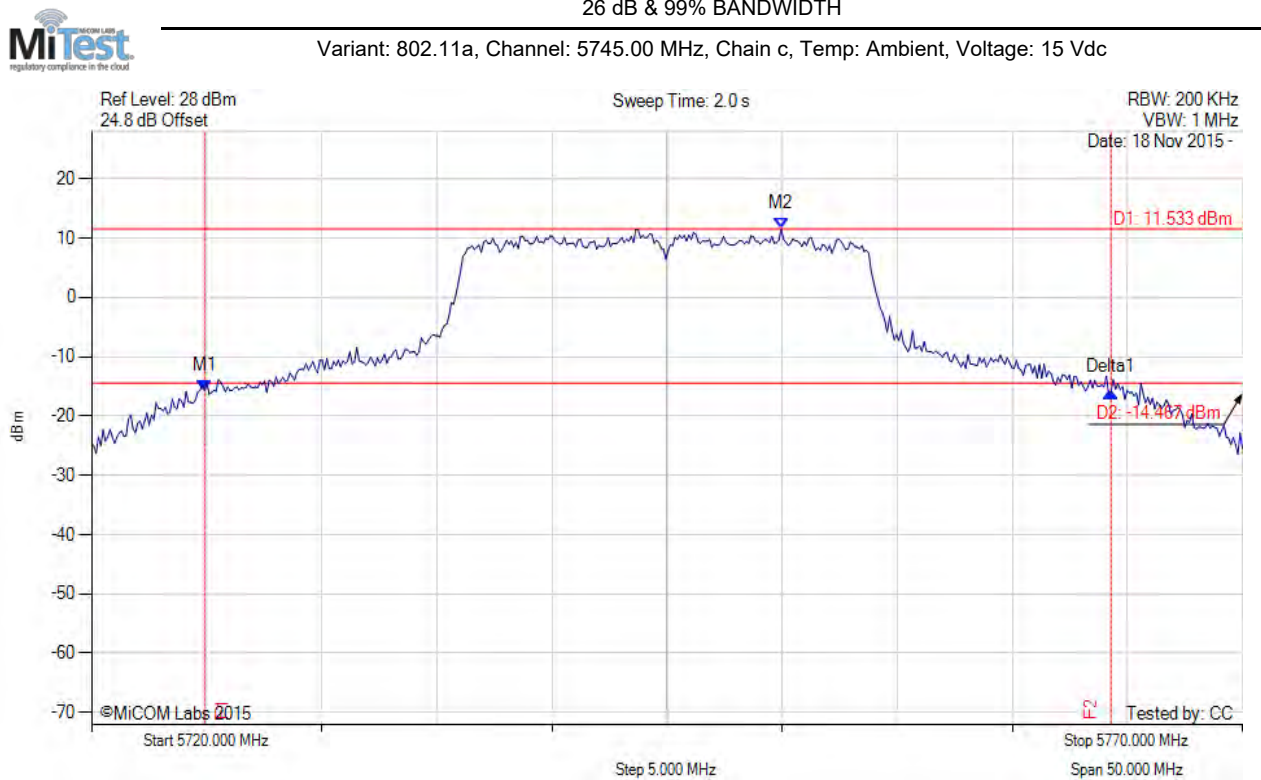




Analysers Setup	Marker:Frequency:Amplitude	Test Results
Detector = MAX PEAK Sweep Count = 0 RF Atten (dB) = 20 Trace Mode = MAX HOLD	M1 : 5726.012 MHz : -15.410 dBm M2 : 5746.253 MHz : 10.961 dBm Delta1 : 37.876 MHz : -0.266 dB T1 : 5734.930 MHz : -6.785 dBm T2 : 5755.170 MHz : -7.930 dBm OBW : 20.240 MHz	Measured 26 dB Bandwidth: 37.876 MHz Measured 99% Bandwidth: 20.240 MHz

[back to matrix](#)

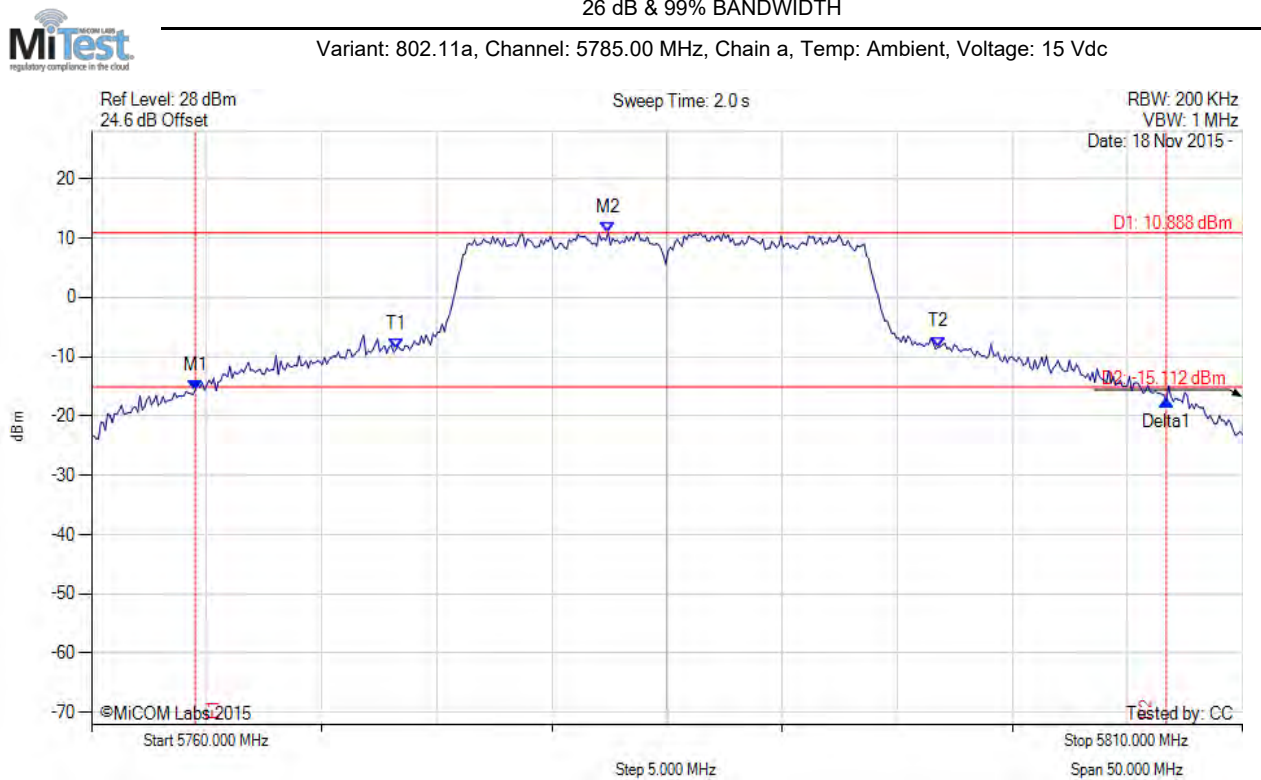




Analyser Setup	Marker:Frequency:Amplitude	Test Results
Detector = MAX PEAK Sweep Count = 0 RF Atten (dB) = 20 Trace Mode = MAX HOLD	M1 : 5724.910 MHz : -15.699 dBm M2 : 5749.960 MHz : 11.533 dBm Delta1 : 39.379 MHz : -0.209 dB T1 : 0 Hz : 500.000 dBm T2 : 0 Hz : 500.000 dBm OBW : 20.541 MHz	Measured 26 dB Bandwidth: 39.379 MHz Measured 99% Bandwidth: 20.541 MHz

[back to matrix](#)





Analyser Setup	Marker:Frequency:Amplitude	Test Results
Detector = MAX PEAK Sweep Count = 0 RF Atten (dB) = 20 Trace Mode = MAX HOLD	M1 : 5764.509 MHz : -15.671 dBm M2 : 5782.445 MHz : 10.888 dBm Delta1 : 42.184 MHz : -1.739 dB T1 : 5773.226 MHz : -8.774 dBm T2 : 5796.774 MHz : -8.363 dBm OBW : 23.547 MHz	Measured 26 dB Bandwidth: 42.184 MHz Measured 99% Bandwidth: 23.547 MHz

[back to matrix](#)

This test report may be reproduced in full only. The document may only be updated by MiCOM Labs personnel. Any changes will be noted in the Document History section of the report.



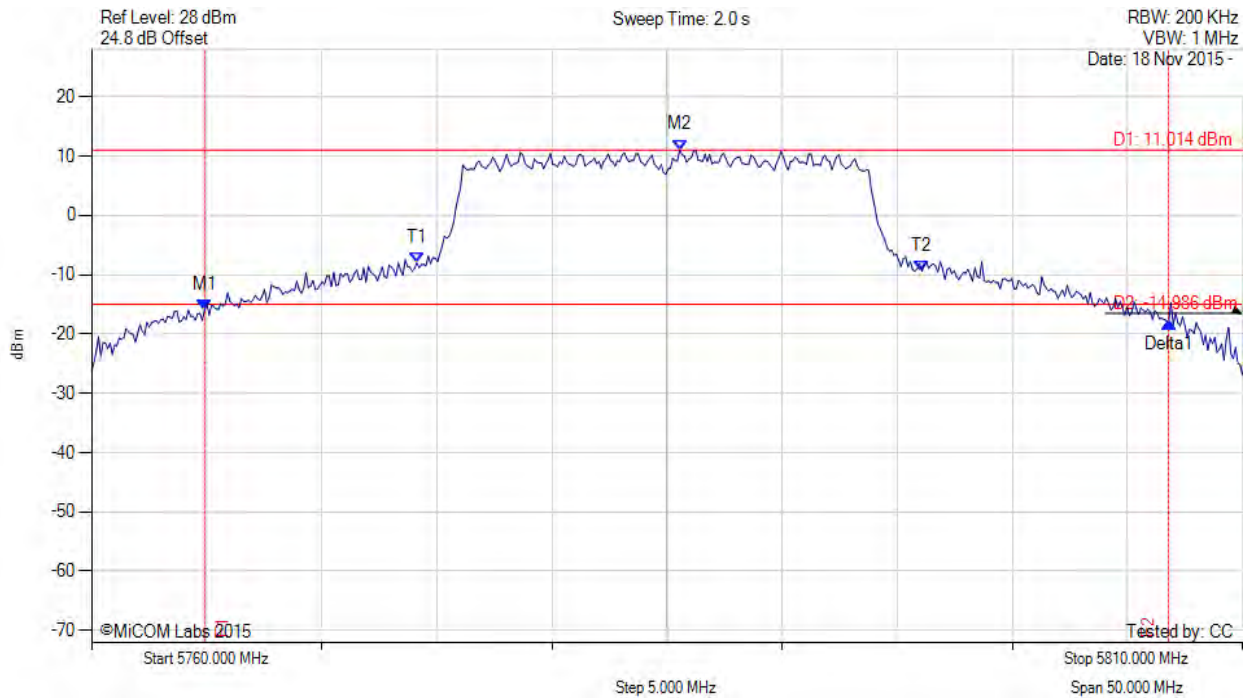


**Title:** NetScout Systems BCM43460  
**To:** FCC 47 CFR Part 15.407 & IC RSS-247  
**Serial #:** FLUK48-U5 Rev A  
**Issue Date:** 23rd December 2015  
**Page:** 364 of 404



26 dB & 99% BANDWIDTH

Variant: 802.11a, Channel: 5785.00 MHz, Chain b, Temp: Ambient, Voltage: 15 Vdc



Analyser Setup	Marker:Frequency:Amplitude	Test Results
Detector = MAX PEAK Sweep Count = 0 RF Atten (dB) = 20 Trace Mode = MAX HOLD	M1 : 5764.910 MHz : -15.925 dBm M2 : 5785.551 MHz : 11.014 dBm Delta1 : 41.884 MHz : -2.168 dB T1 : 5774.128 MHz : -8.007 dBm T2 : 5796.072 MHz : -9.368 dBm OBW : 21.944 MHz	Measured 26 dB Bandwidth: 41.884 MHz Measured 99% Bandwidth: 21.944 MHz

[back to matrix](#)

This test report may be reproduced in full only. The document may only be updated by MiCOM Labs personnel. Any changes will be noted in the Document History section of the report.



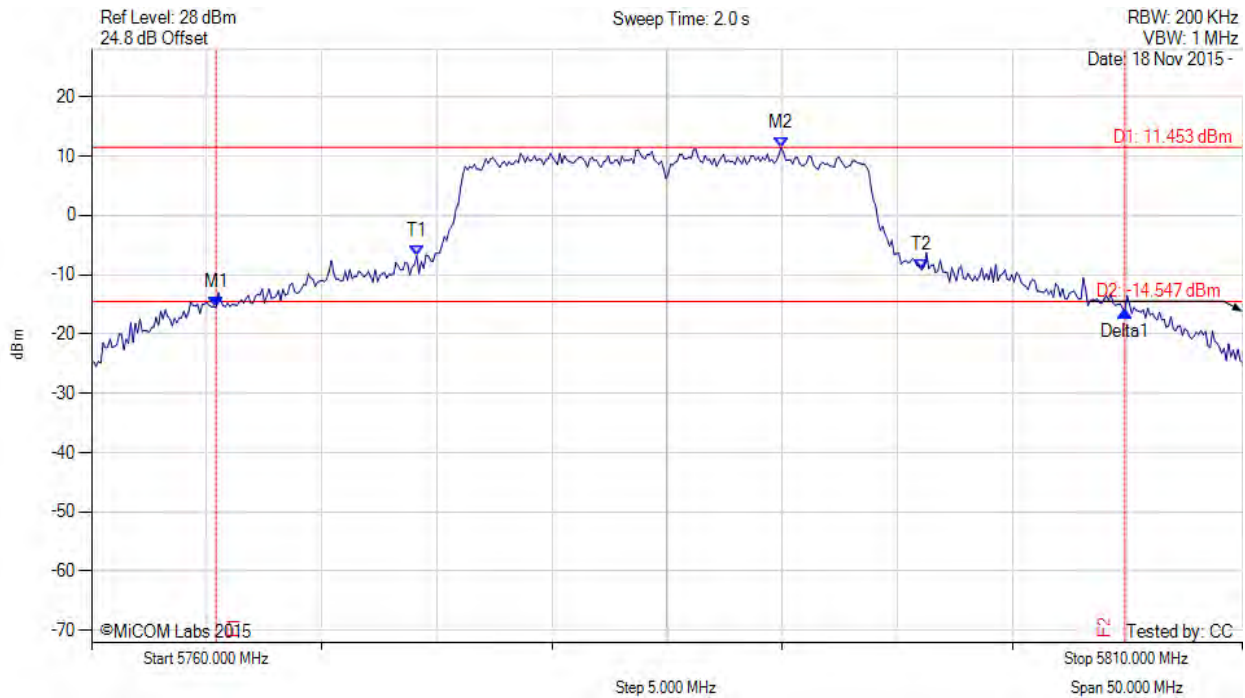


**Title:** NetScout Systems BCM43460  
**To:** FCC 47 CFR Part 15.407 & IC RSS-247  
**Serial #:** FLUK48-U5 Rev A  
**Issue Date:** 23rd December 2015  
**Page:** 365 of 404



26 dB & 99% BANDWIDTH

Variant: 802.11a, Channel: 5785.00 MHz, Chain c, Temp: Ambient, Voltage: 15 Vdc

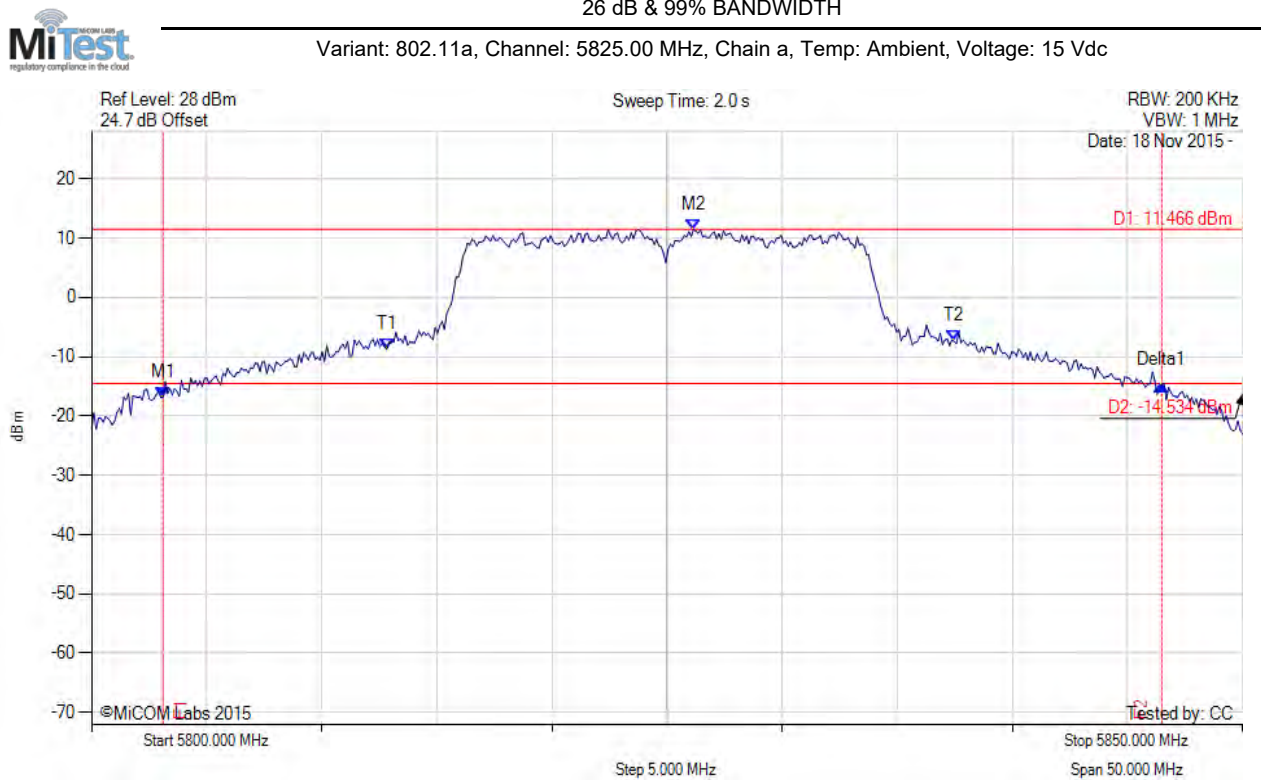


Analyser Setup	Marker:Frequency:Amplitude	Test Results
Detector = MAX PEAK Sweep Count = 0 RF Atten (dB) = 20 Trace Mode = MAX HOLD	M1 : 5765.411 MHz : -15.498 dBm M2 : 5789.960 MHz : 11.453 dBm Delta1 : 39.479 MHz : -0.635 dB T1 : 5774.128 MHz : -6.801 dBm T2 : 5796.072 MHz : -9.191 dBm OBW : 21.944 MHz	Measured 26 dB Bandwidth: 39.479 MHz Measured 99% Bandwidth: 21.944 MHz

[back to matrix](#)

This test report may be reproduced in full only. The document may only be updated by MiCOM Labs personnel. Any changes will be noted in the Document History section of the report.

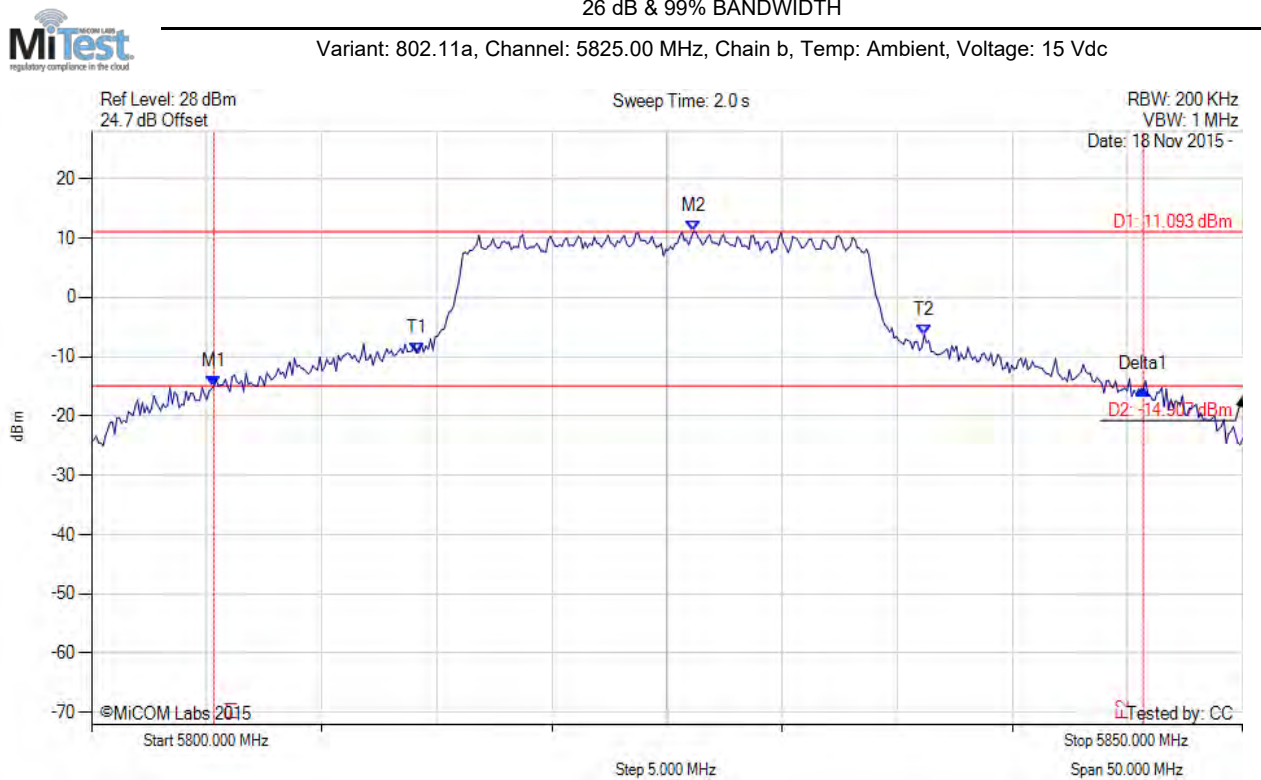




Analyser Setup	Marker:Frequency:Amplitude	Test Results
Detector = MAX PEAK Sweep Count = 0 RF Atten (dB) = 20 Trace Mode = MAX HOLD	M1 : 5803.106 MHz : -16.897 dBm M2 : 5826.152 MHz : 11.466 dBm Delta1 : 43.387 MHz : 2.007 dB T1 : 5812.826 MHz : -8.772 dBm T2 : 5837.475 MHz : -7.401 dBm OBW : 24.649 MHz	Measured 26 dB Bandwidth: 43.387 MHz Measured 99% Bandwidth: 24.649 MHz

[back to matrix](#)

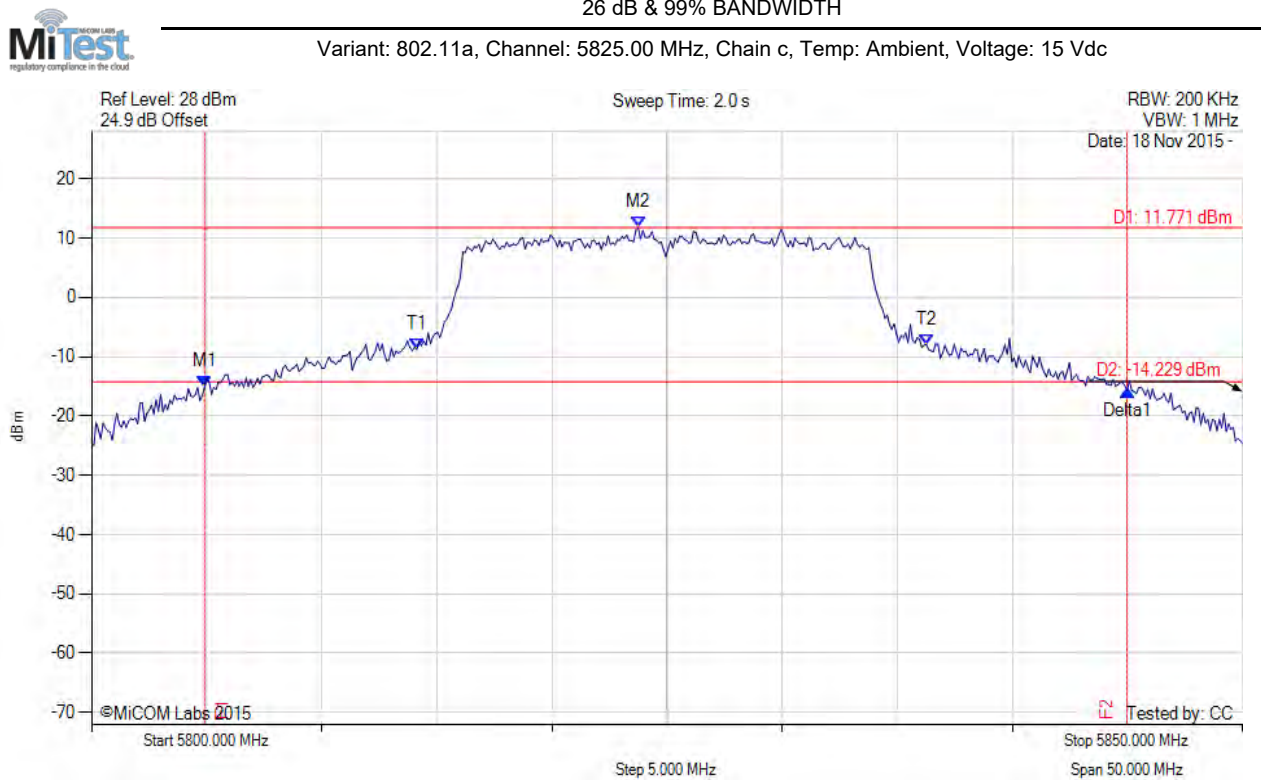




Analyser Setup	Marker:Frequency:Amplitude	Test Results
Detector = MAX PEAK Sweep Count = 0 RF Atten (dB) = 20 Trace Mode = MAX HOLD	M1 : 5805.311 MHz : -15.075 dBm M2 : 5826.152 MHz : 11.093 dBm Delta1 : 40.381 MHz : -0.435 dB T1 : 5814.128 MHz : -9.407 dBm T2 : 5836.172 MHz : -6.362 dBm OBW : 22.044 MHz	Measured 26 dB Bandwidth: 40.381 MHz Measured 99% Bandwidth: 22.044 MHz

[back to matrix](#)





Analyser Setup	Marker:Frequency:Amplitude	Test Results
Detector = MAX PEAK Sweep Count = 0 RF Atten (dB) = 20 Trace Mode = MAX HOLD	M1 : 5804.910 MHz : -15.067 dBm M2 : 5823.747 MHz : 11.771 dBm Delta1 : 40.080 MHz : -0.620 dB T1 : 5814.128 MHz : -8.788 dBm T2 : 5836.273 MHz : -7.981 dBm OBW : 22.144 MHz	Measured 26 dB Bandwidth: 40.080 MHz Measured 99% Bandwidth: 22.144 MHz

[back to matrix](#)

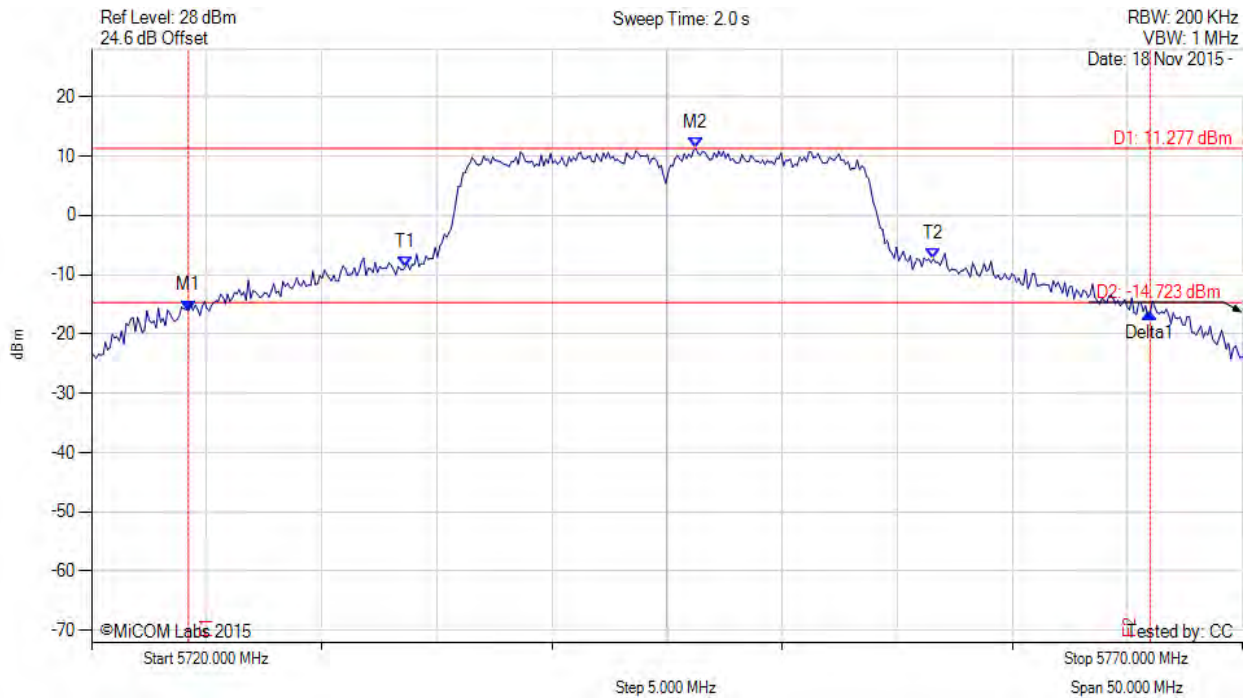
This test report may be reproduced in full only. The document may only be updated by MiCOM Labs personnel. Any changes will be noted in the Document History section of the report.





26 dB & 99% BANDWIDTH

Variant: 802.11n HT-20, Channel: 5745.00 MHz, Chain a, Temp: Ambient, Voltage: 15 Vdc



Analyser Setup	Marker:Frequency:Amplitude	Test Results
Detector = MAX PEAK Sweep Count = 0 RF Atten (dB) = 20 Trace Mode = MAX HOLD	M1 : 5724.208 MHz : -16.075 dBm M2 : 5746.253 MHz : 11.277 dBm Delta1 : 41.784 MHz : -0.242 dB T1 : 5733.627 MHz : -8.719 dBm T2 : 5756.573 MHz : -7.377 dBm OBW : 22.946 MHz	Measured 26 dB Bandwidth: 41.784 MHz Measured 99% Bandwidth: 22.946 MHz

[back to matrix](#)

This test report may be reproduced in full only. The document may only be updated by MiCOM Labs personnel. Any changes will be noted in the Document History section of the report.



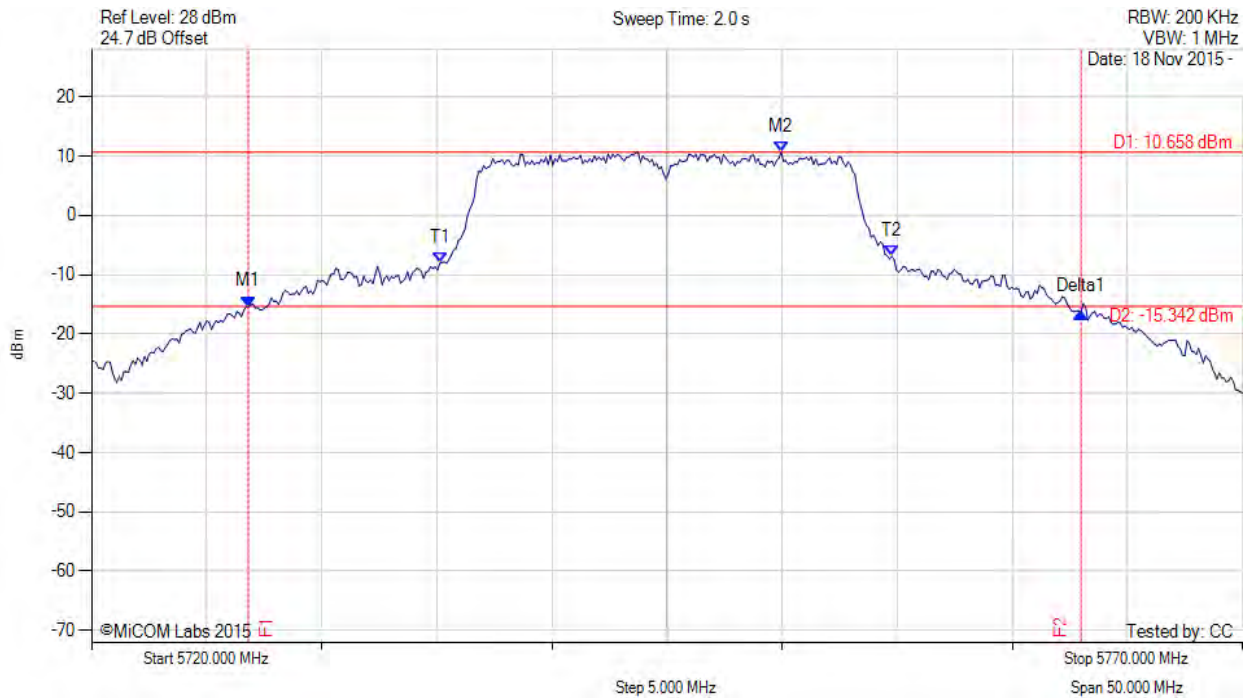


**Title:** NetScout Systems BCM43460  
**To:** FCC 47 CFR Part 15.407 & IC RSS-247  
**Serial #:** FLUK48-U5 Rev A  
**Issue Date:** 23rd December 2015  
**Page:** 370 of 404



26 dB & 99% BANDWIDTH

Variant: 802.11n HT-20, Channel: 5745.00 MHz, Chain b, Temp: Ambient, Voltage: 15 Vdc

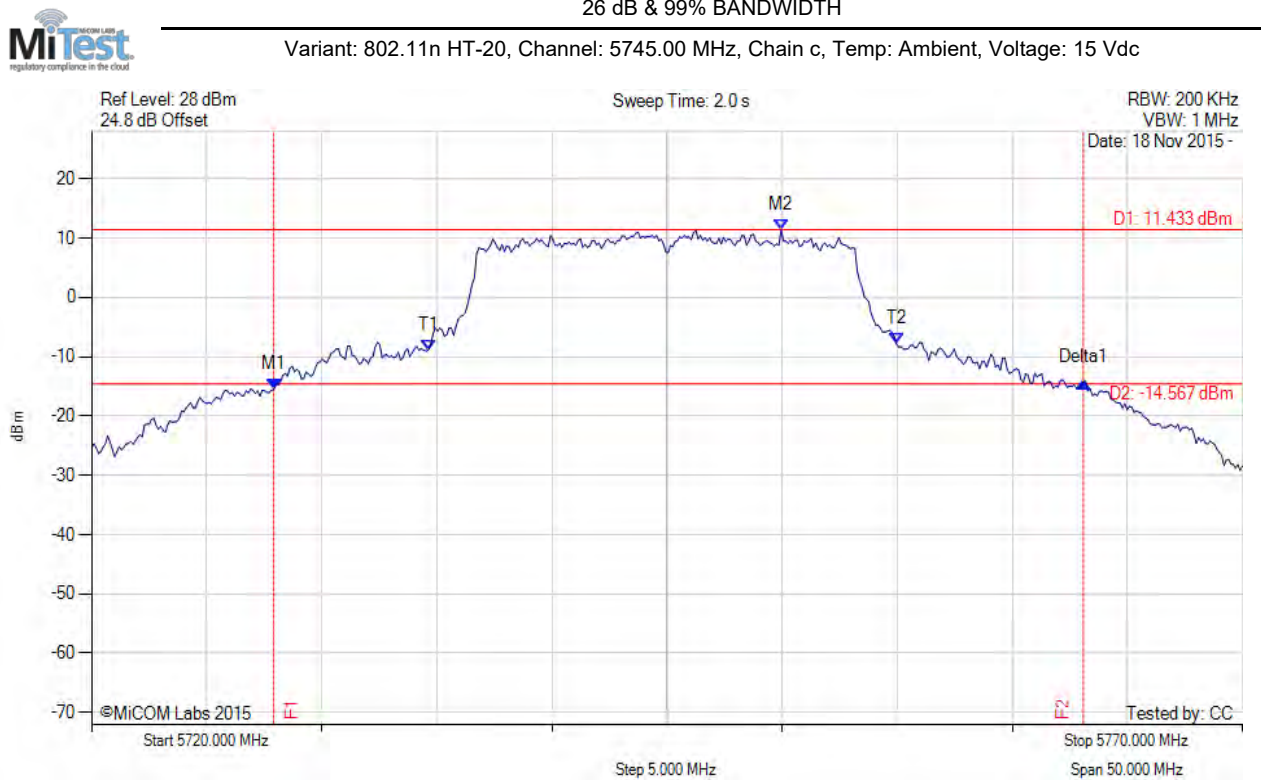


Analyser Setup	Marker:Frequency:Amplitude	Test Results
Detector = MAX PEAK Sweep Count = 0 RF Atten (dB) = 20 Trace Mode = MAX HOLD	M1 : 5726.814 MHz : -15.372 dBm M2 : 5749.960 MHz : 10.658 dBm Delta1 : 36.172 MHz : -0.952 dB T1 : 5735.130 MHz : -8.064 dBm T2 : 5754.770 MHz : -6.895 dBm OBW : 19.639 MHz	Measured 26 dB Bandwidth: 36.172 MHz Measured 99% Bandwidth: 19.639 MHz

[back to matrix](#)

This test report may be reproduced in full only. The document may only be updated by MiCOM Labs personnel. Any changes will be noted in the Document History section of the report.





Analyser Setup	Marker:Frequency:Amplitude	Test Results
Detector = MAX PEAK Sweep Count = 0 RF Atten (dB) = 20 Trace Mode = MAX HOLD	M1 : 5727.916 MHz : -15.528 dBm M2 : 5749.960 MHz : 11.433 dBm Delta1 : 35.170 MHz : 1.253 dB T1 : 5734.629 MHz : -8.856 dBm T2 : 5754.970 MHz : -7.849 dBm OBW : 20.341 MHz	Measured 26 dB Bandwidth: 35.170 MHz Measured 99% Bandwidth: 20.341 MHz

[back to matrix](#)



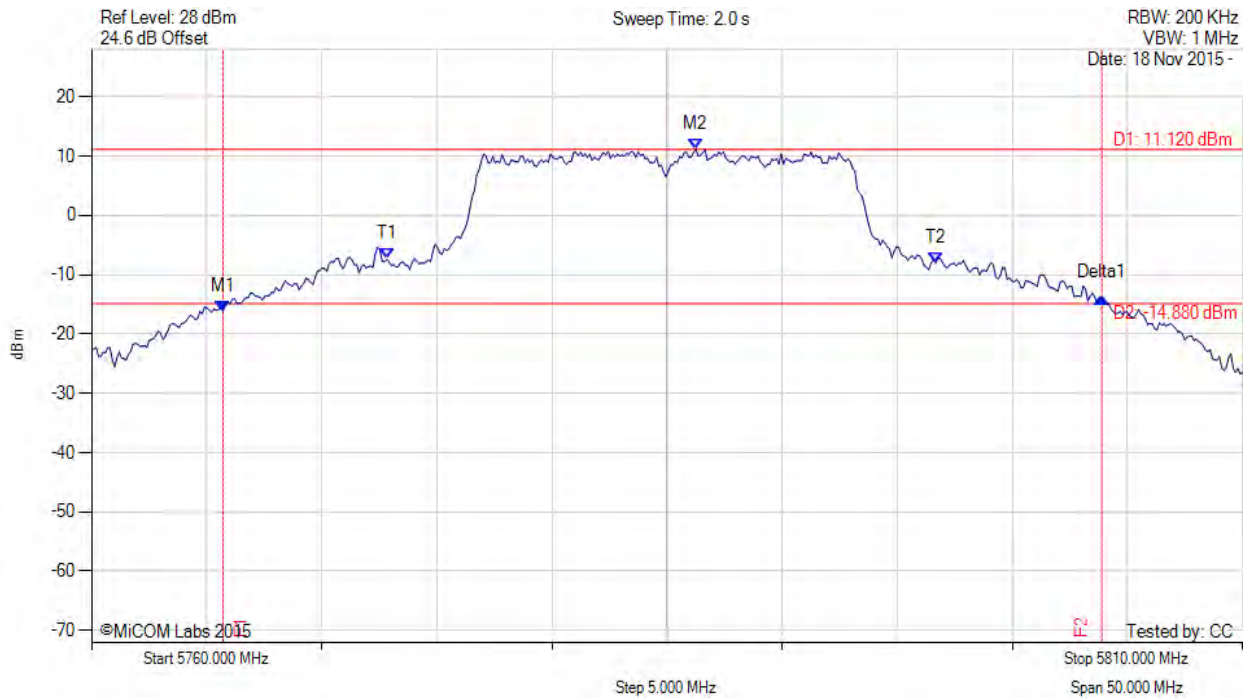


**Title:** NetScout Systems BCM43460  
**To:** FCC 47 CFR Part 15.407 & IC RSS-247  
**Serial #:** FLUK48-U5 Rev A  
**Issue Date:** 23rd December 2015  
**Page:** 372 of 404



26 dB & 99% BANDWIDTH

Variant: 802.11n HT-20, Channel: 5785.00 MHz, Chain a, Temp: Ambient, Voltage: 15 Vdc



Analyser Setup	Marker:Frequency:Amplitude	Test Results
Detector = MAX PEAK Sweep Count = 0 RF Atten (dB) = 20 Trace Mode = MAX HOLD	M1 : 5765.711 MHz : -16.118 dBm M2 : 5786.253 MHz : 11.120 dBm Delta1 : 38.176 MHz : 2.233 dB T1 : 5772.826 MHz : -7.414 dBm T2 : 5796.673 MHz : -7.957 dBm OBW : 23.848 MHz	Measured 26 dB Bandwidth: 38.176 MHz Measured 99% Bandwidth: 23.848 MHz

[back to matrix](#)

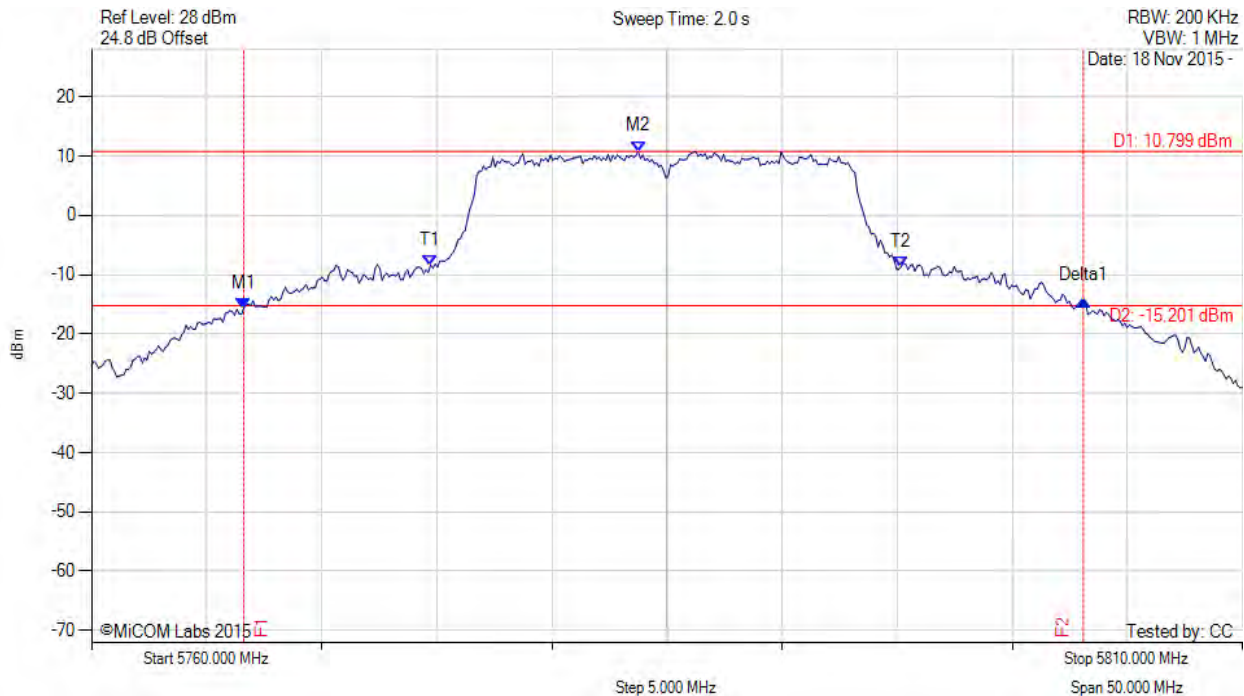
This test report may be reproduced in full only. The document may only be updated by MiCOM Labs personnel. Any changes will be noted in the Document History section of the report.





26 dB & 99% BANDWIDTH

Variante: 802.11n HT-20, Channel: 5785.00 MHz, Chain b, Temp: Ambient, Voltage: 15 Vdc



Analyser Setup	Marker:Frequency:Amplitude	Test Results
Detector = MAX PEAK Sweep Count = 0 RF Atten (dB) = 20 Trace Mode = MAX HOLD	M1 : 5766.613 MHz : -15.632 dBm M2 : 5783.747 MHz : 10.799 dBm Delta1 : 36.473 MHz : 1.373 dB T1 : 5774.729 MHz : -8.394 dBm T2 : 5795.170 MHz : -8.709 dBm OBW : 20.441 MHz	Measured 26 dB Bandwidth: 36.473 MHz Measured 99% Bandwidth: 20.441 MHz

[back to matrix](#)

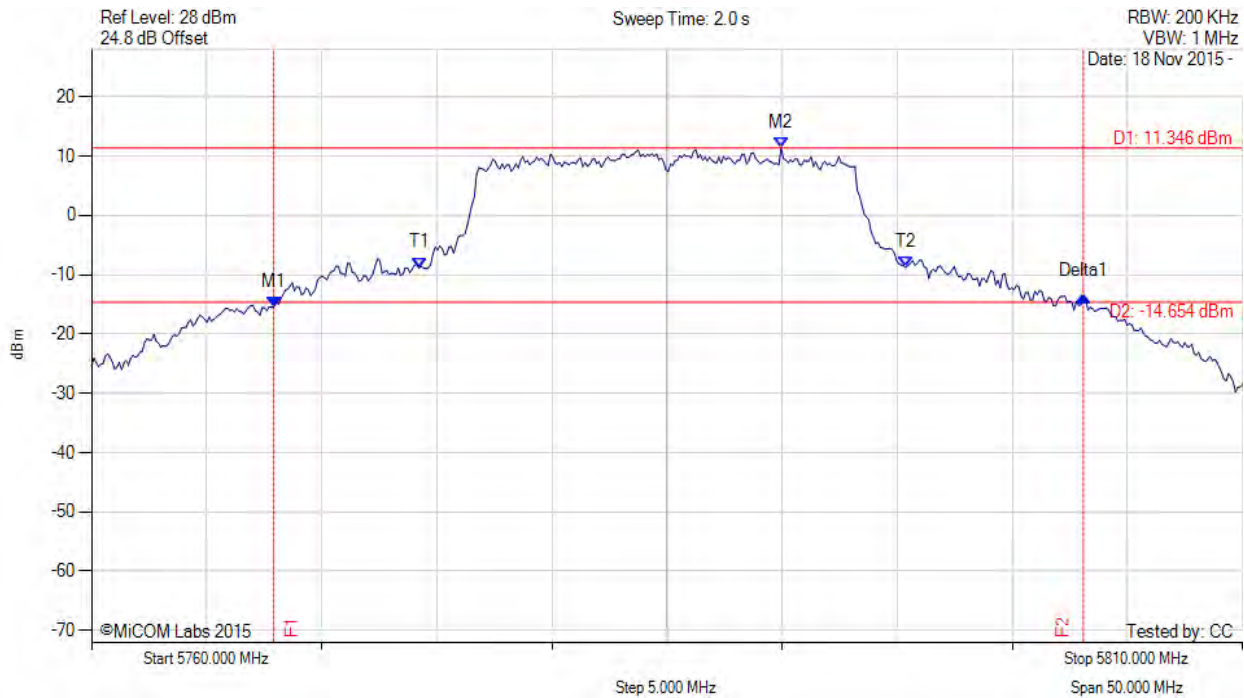
This test report may be reproduced in full only. The document may only be updated by MiCOM Labs personnel. Any changes will be noted in the Document History section of the report.





26 dB & 99% BANDWIDTH

Variante: 802.11n HT-20, Channel: 5785.00 MHz, Chain c, Temp: Ambient, Voltage: 15 Vdc

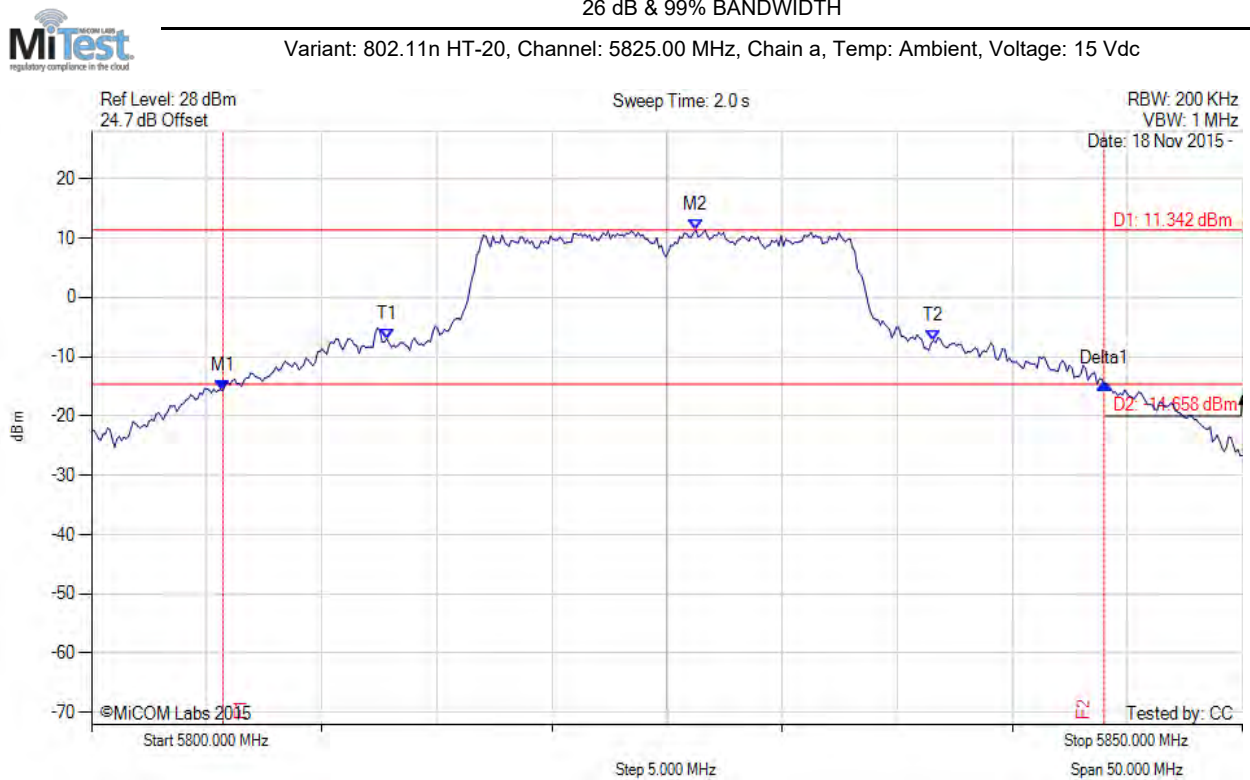


Analyser Setup	Marker:Frequency:Amplitude	Test Results
Detector = MAX PEAK Sweep Count = 0 RF Atten (dB) = 20 Trace Mode = MAX HOLD	M1 : 5767.916 MHz : -15.451 dBm M2 : 5789.960 MHz : 11.346 dBm Delta1 : 35.170 MHz : 1.832 dB T1 : 5774.228 MHz : -8.841 dBm T2 : 5795.371 MHz : -8.797 dBm OBW : 21.142 MHz	Measured 26 dB Bandwidth: 35.170 MHz Measured 99% Bandwidth: 21.142 MHz

[back to matrix](#)

This test report may be reproduced in full only. The document may only be updated by MiCOM Labs personnel. Any changes will be noted in the Document History section of the report.





Analyser Setup	Marker:Frequency:Amplitude	Test Results
Detector = MAX PEAK Sweep Count = 0 RF Atten (dB) = 20 Trace Mode = MAX HOLD	M1 : 5805.711 MHz : -15.785 dBm M2 : 5826.253 MHz : 11.342 dBm Delta1 : 38.277 MHz : 1.196 dB T1 : 5812.826 MHz : -6.991 dBm T2 : 5836.573 MHz : -7.292 dBm OBW : 23.747 MHz	Measured 26 dB Bandwidth: 38.277 MHz Measured 99% Bandwidth: 23.747 MHz

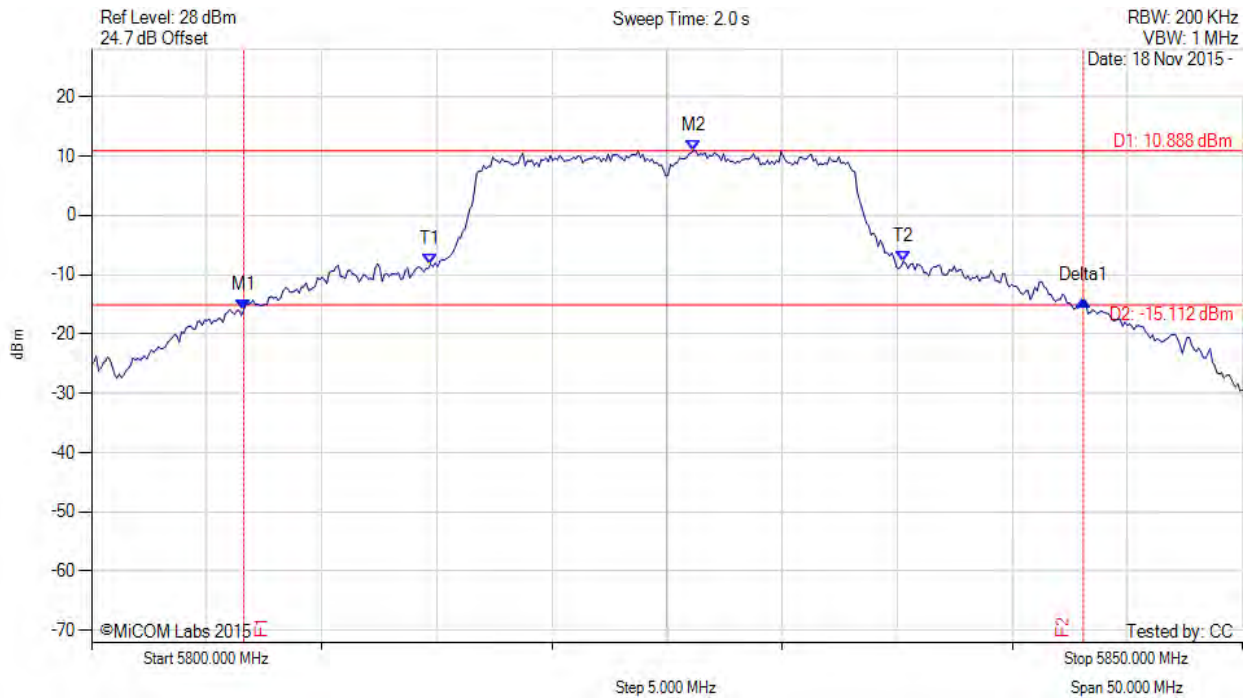
[back to matrix](#)





26 dB & 99% BANDWIDTH

Variant: 802.11n HT-20, Channel: 5825.00 MHz, Chain b, Temp: Ambient, Voltage: 15 Vdc



Analyser Setup	Marker:Frequency:Amplitude	Test Results
Detector = MAX PEAK Sweep Count = 0 RF Atten (dB) = 20 Trace Mode = MAX HOLD	M1 : 5806.613 MHz : -15.941 dBm M2 : 5826.152 MHz : 10.888 dBm Delta1 : 36.473 MHz : 1.680 dB T1 : 5814.729 MHz : -8.217 dBm T2 : 5835.271 MHz : -7.761 dBm OBW : 20.541 MHz	Measured 26 dB Bandwidth: 36.473 MHz Measured 99% Bandwidth: 20.541 MHz

[back to matrix](#)

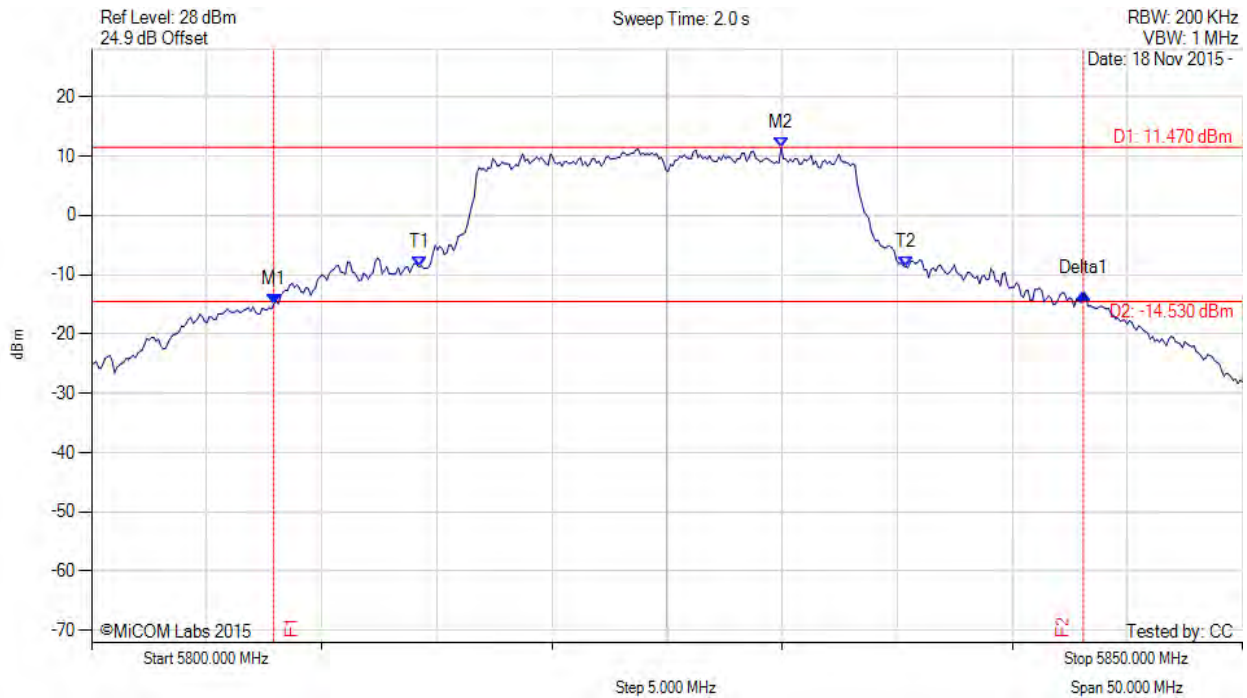
This test report may be reproduced in full only. The document may only be updated by MiCOM Labs personnel. Any changes will be noted in the Document History section of the report.





26 dB & 99% BANDWIDTH

Variante: 802.11n HT-20, Channel: 5825.00 MHz, Chain c, Temp: Ambient, Voltage: 15 Vdc

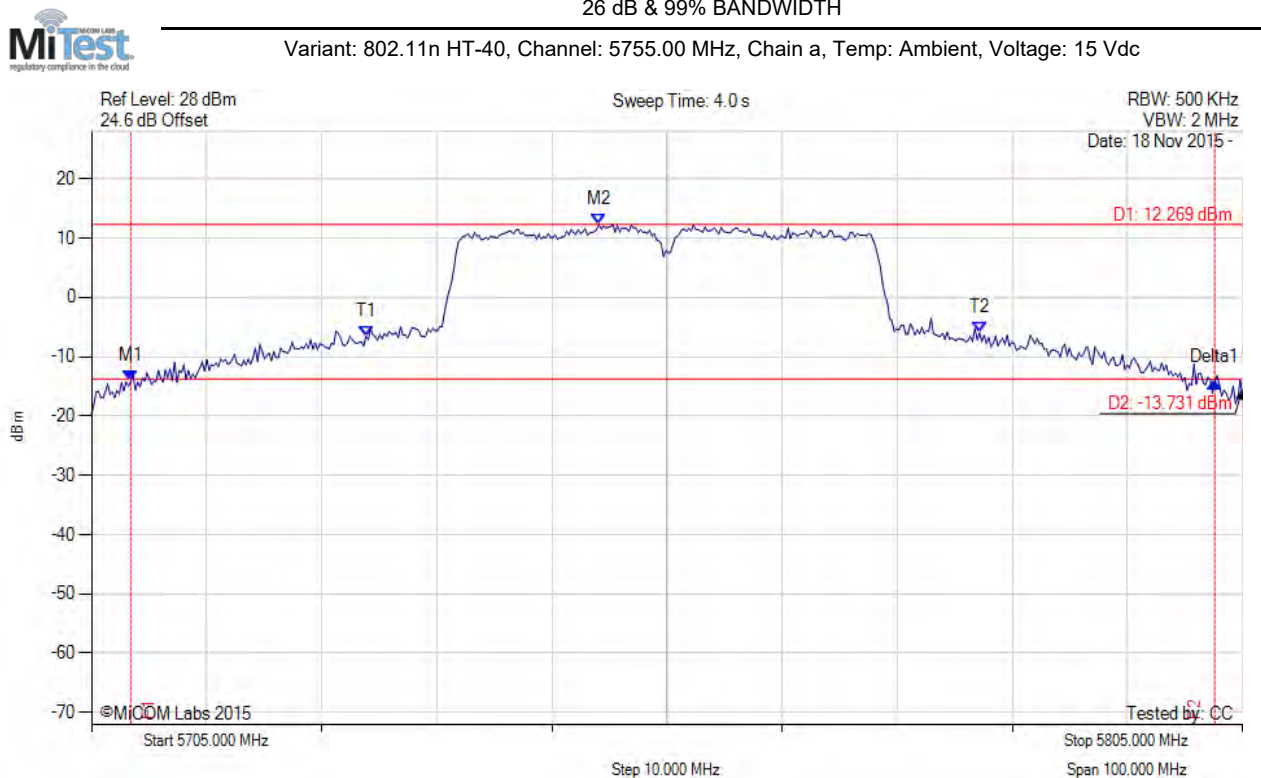


Analyser Setup	Marker:Frequency:Amplitude	Test Results
Detector = MAX PEAK Sweep Count = 0 RF Atten (dB) = 20 Trace Mode = MAX HOLD	M1 : 5807.916 MHz : -14.945 dBm M2 : 5829.960 MHz : 11.470 dBm Delta1 : 35.170 MHz : 1.731 dB T1 : 5814.228 MHz : -8.701 dBm T2 : 5835.371 MHz : -8.634 dBm OBW : 21.142 MHz	Measured 26 dB Bandwidth: 35.170 MHz Measured 99% Bandwidth: 21.142 MHz

[back to matrix](#)

This test report may be reproduced in full only. The document may only be updated by MiCOM Labs personnel. Any changes will be noted in the Document History section of the report.





Analyser Setup	Marker:Frequency:Amplitude	Test Results
Detector = MAX PEAK Sweep Count = 0 RF Atten (dB) = 20 Trace Mode = MAX HOLD	M1 : 5708.407 MHz : -14.125 dBm M2 : 5749.088 MHz : 12.269 dBm Delta1 : 94.188 MHz : -0.118 dB T1 : 5728.848 MHz : -6.584 dBm T2 : 5782.154 MHz : -5.976 dBm OBW : 53.307 MHz	Measured 26 dB Bandwidth: 94.188 MHz Measured 99% Bandwidth: 53.307 MHz

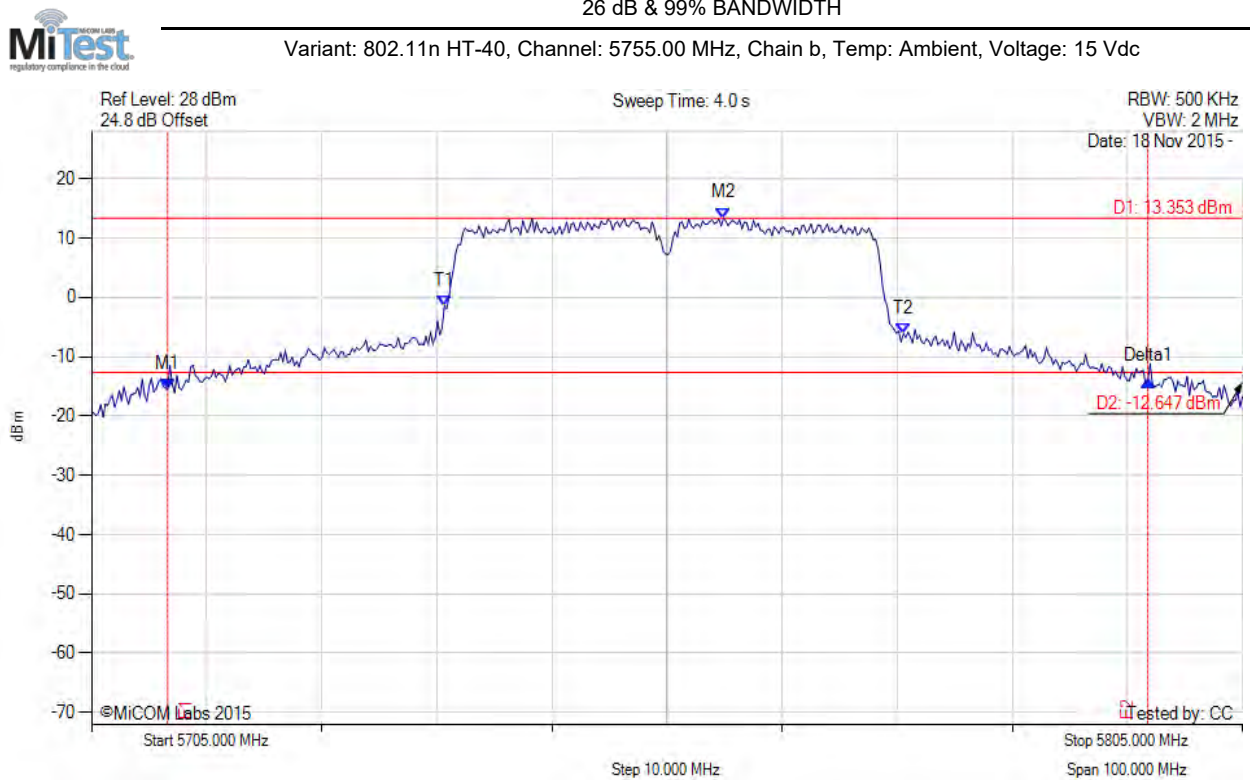
[back to matrix](#)

This test report may be reproduced in full only. The document may only be updated by MiCOM Labs personnel. Any changes will be noted in the Document History section of the report.





**Title:** NetScout Systems BCM43460  
**To:** FCC 47 CFR Part 15.407 & IC RSS-247  
**Serial #:** FLUK48-U5 Rev A  
**Issue Date:** 23rd December 2015  
**Page:** 379 of 404

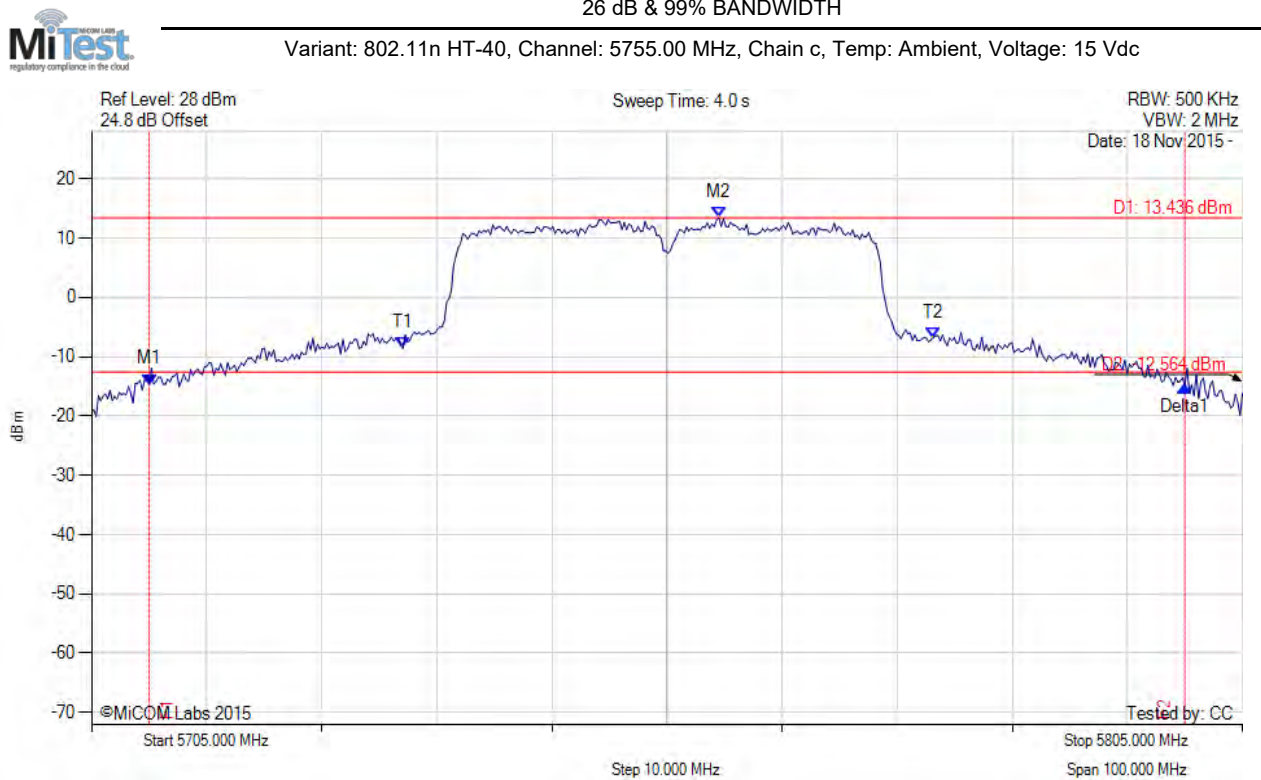


Analyser Setup	Marker:Frequency:Amplitude	Test Results
Detector = MAX PEAK Sweep Count = 0 RF Atten (dB) = 20 Trace Mode = MAX HOLD	M1 : 5711.613 MHz : -15.463 dBm M2 : 5759.910 MHz : 13.353 dBm Delta1 : 85.170 MHz : 1.381 dB T1 : 5735.661 MHz : -1.428 dBm T2 : 5775.541 MHz : -6.149 dBm OBW : 39.880 MHz	Measured 26 dB Bandwidth: 85.170 MHz Measured 99% Bandwidth: 39.880 MHz

[back to matrix](#)

This test report may be reproduced in full only. The document may only be updated by MiCOM Labs personnel. Any changes will be noted in the Document History section of the report.



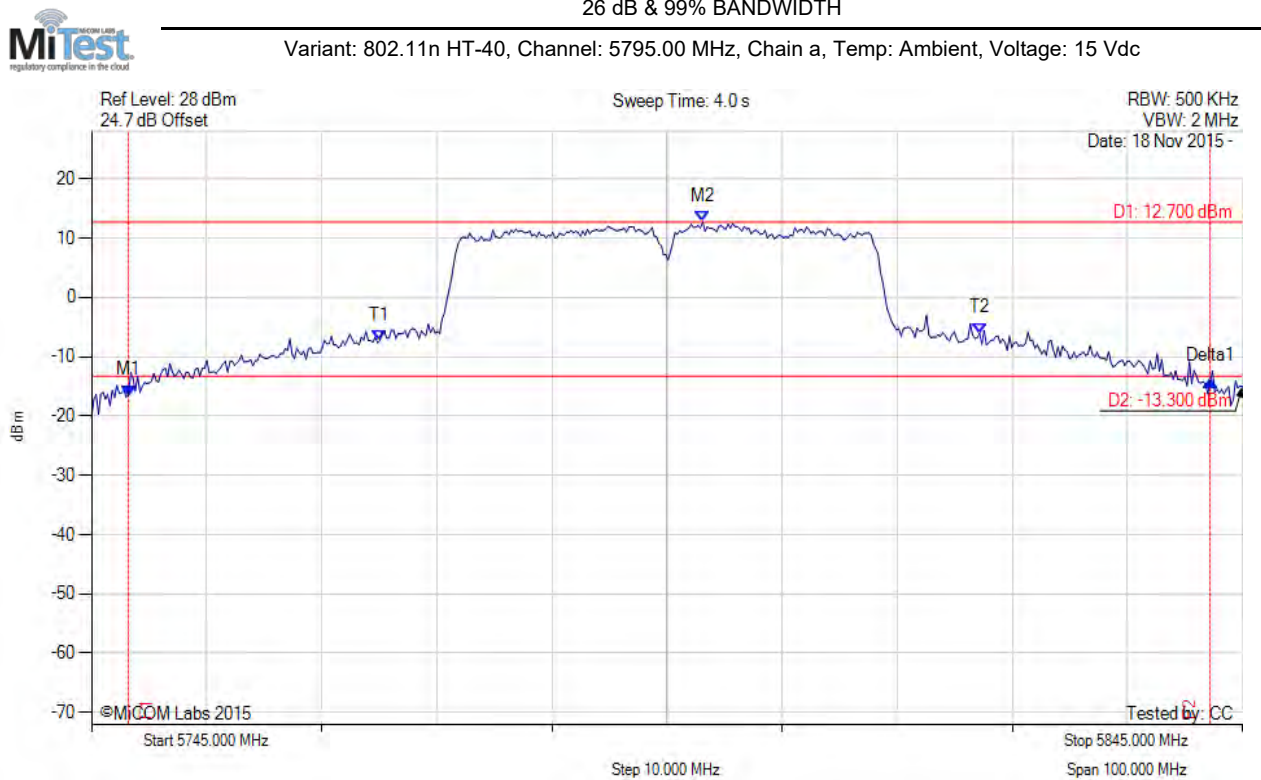


Analyser Setup	Marker:Frequency:Amplitude	Test Results
Detector = MAX PEAK Sweep Count = 0 RF Atten (dB) = 20 Trace Mode = MAX HOLD	M1 : 5710.010 MHz : -14.684 dBm M2 : 5759.509 MHz : 13.436 dBm Delta1 : 89.980 MHz : -0.285 dB T1 : 5732.054 MHz : -8.569 dBm T2 : 5778.146 MHz : -6.755 dBm OBW : 46.092 MHz	Measured 26 dB Bandwidth: 89.980 MHz Measured 99% Bandwidth: 46.092 MHz

[back to matrix](#)

This test report may be reproduced in full only. The document may only be updated by MiCOM Labs personnel. Any changes will be noted in the Document History section of the report.



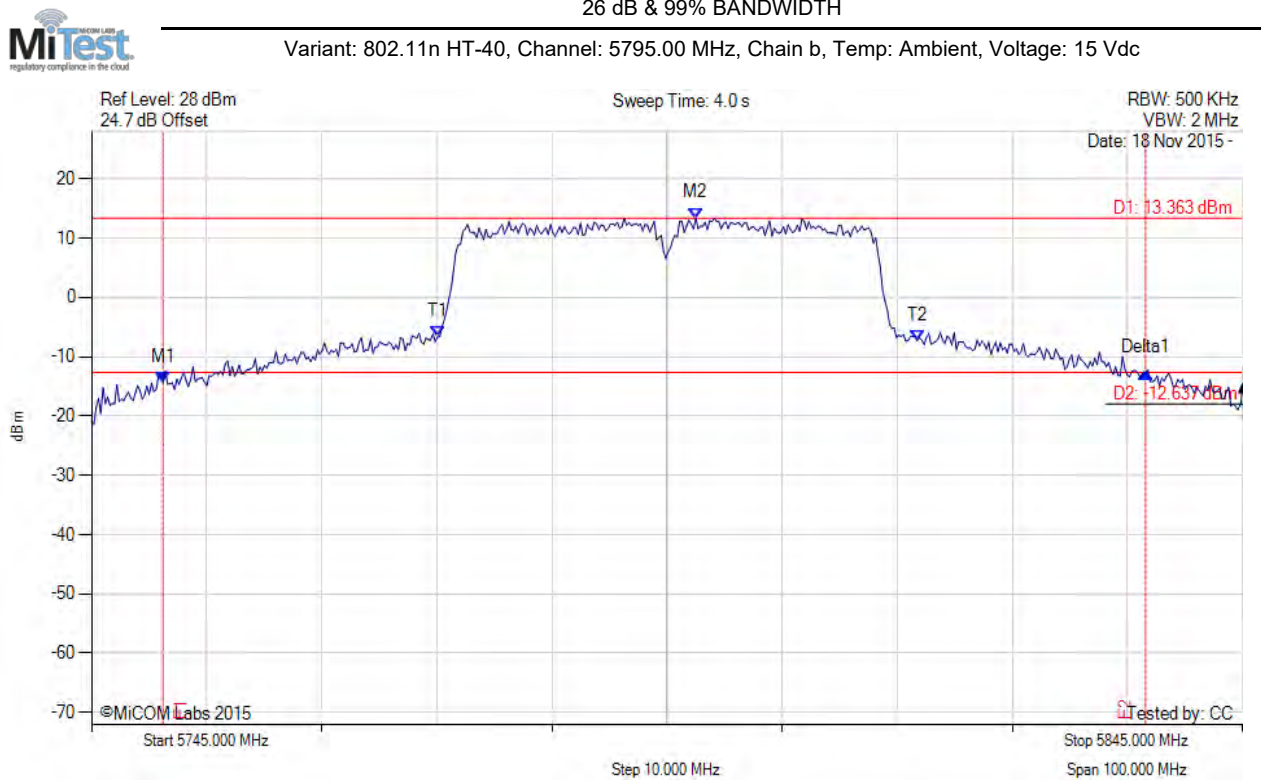


Analyser Setup	Marker:Frequency:Amplitude	Test Results
Detector = MAX PEAK Sweep Count = 0 RF Atten (dB) = 20 Trace Mode = MAX HOLD	M1 : 5748.206 MHz : -16.541 dBm M2 : 5798.106 MHz : 12.700 dBm Delta1 : 93.988 MHz : 2.443 dB T1 : 5770.050 MHz : -7.292 dBm T2 : 5822.154 MHz : -6.035 dBm OBW : 52.104 MHz	Measured 26 dB Bandwidth: 93.988 MHz Measured 99% Bandwidth: 52.104 MHz

[back to matrix](#)

This test report may be reproduced in full only. The document may only be updated by MiCOM Labs personnel. Any changes will be noted in the Document History section of the report.





Analyser Setup	Marker:Frequency:Amplitude	Test Results
Detector = MAX PEAK Sweep Count = 0 RF Atten (dB) = 20 Trace Mode = MAX HOLD	M1 : 5751.212 MHz : -14.355 dBm M2 : 5797.505 MHz : 13.363 dBm Delta1 : 85.371 MHz : 1.670 dB T1 : 5775.060 MHz : -6.683 dBm T2 : 5816.743 MHz : -7.298 dBm OBW : 41.683 MHz	Measured 26 dB Bandwidth: 85.371 MHz Measured 99% Bandwidth: 41.683 MHz

[back to matrix](#)



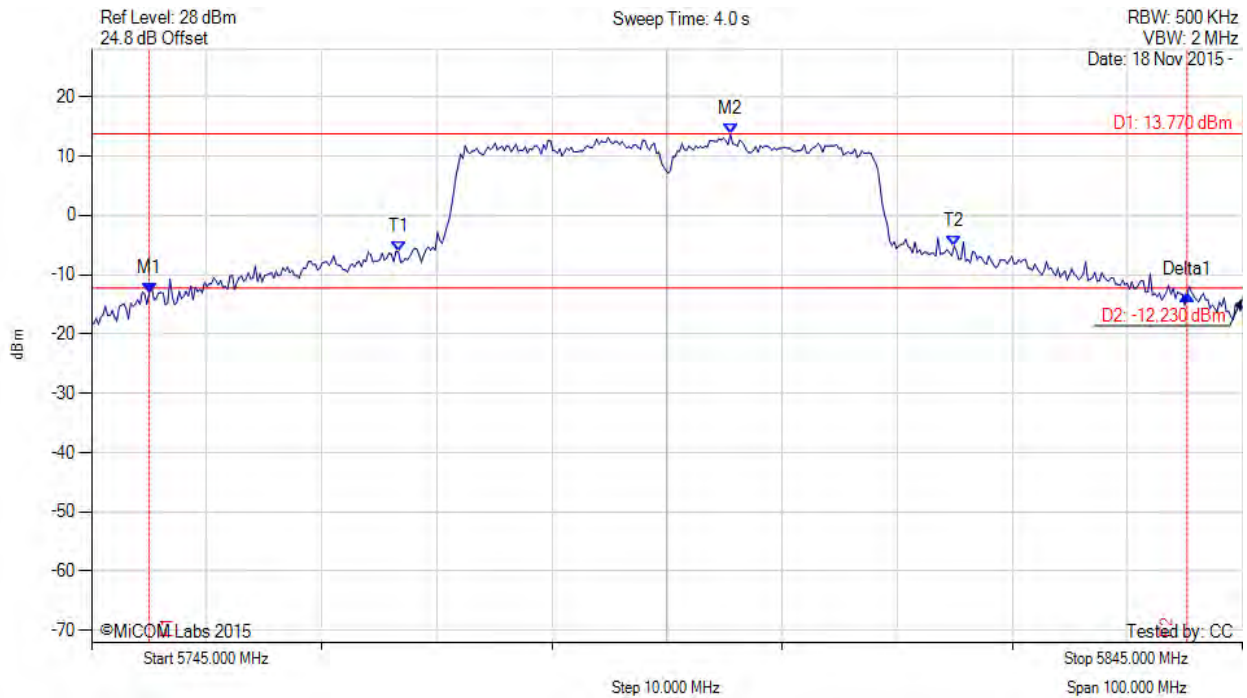


**Title:** NetScout Systems BCM43460  
**To:** FCC 47 CFR Part 15.407 & IC RSS-247  
**Serial #:** FLUK48-U5 Rev A  
**Issue Date:** 23rd December 2015  
**Page:** 383 of 404



26 dB & 99% BANDWIDTH

Variant: 802.11n HT-40, Channel: 5795.00 MHz, Chain c, Temp: Ambient, Voltage: 15 Vdc



Analyser Setup	Marker:Frequency:Amplitude	Test Results
Detector = MAX PEAK Sweep Count = 0 RF Atten (dB) = 20 Trace Mode = MAX HOLD	M1 : 5750.010 MHz : -13.071 dBm M2 : 5800.511 MHz : 13.770 dBm Delta1 : 90.180 MHz : -0.228 dB T1 : 5771.653 MHz : -6.124 dBm T2 : 5819.950 MHz : -5.132 dBm OBW : 48.297 MHz	Measured 26 dB Bandwidth: 90.180 MHz Measured 99% Bandwidth: 48.297 MHz

[back to matrix](#)

This test report may be reproduced in full only. The document may only be updated by MiCOM Labs personnel. Any changes will be noted in the Document History section of the report.



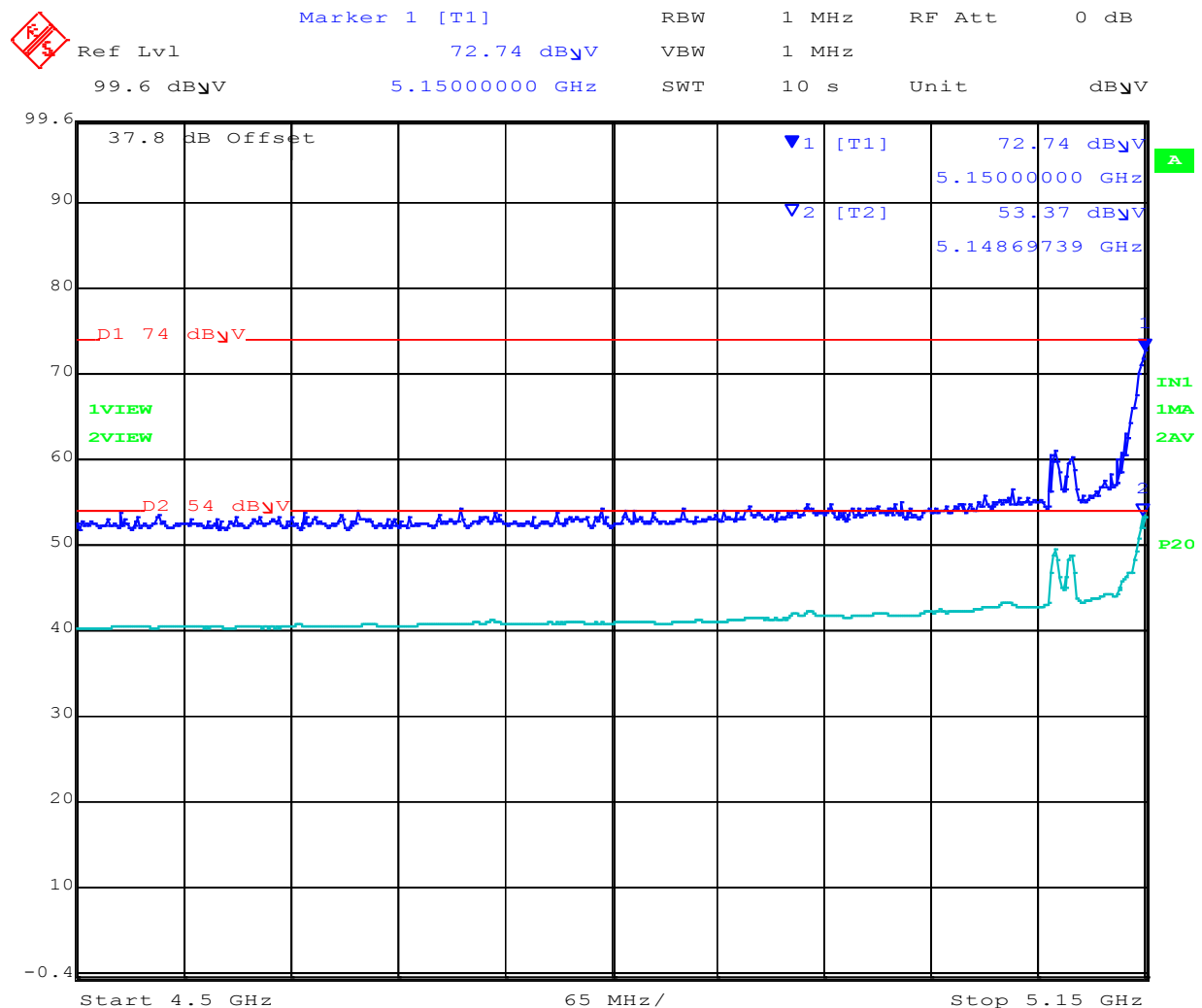


Title: NetScout Systems BCM43460  
To: FCC 47 CFR Part 15.407 & IC RSS-247  
Serial #: FLUK48-U5 Rev A  
Issue Date: 23rd December 2015  
Page: 384 of 404

## A.2. RADIATED TEST PLOTS

### A.2.1. Radiated Band-Edge

#### 802.11a Radiated Band-Edge 5150 MHz, Channel Frequency 5180 MHz



Date: 25.NOV.2015 09:18:34

\*Power Reduction to 78

[Back to Matrix](#)

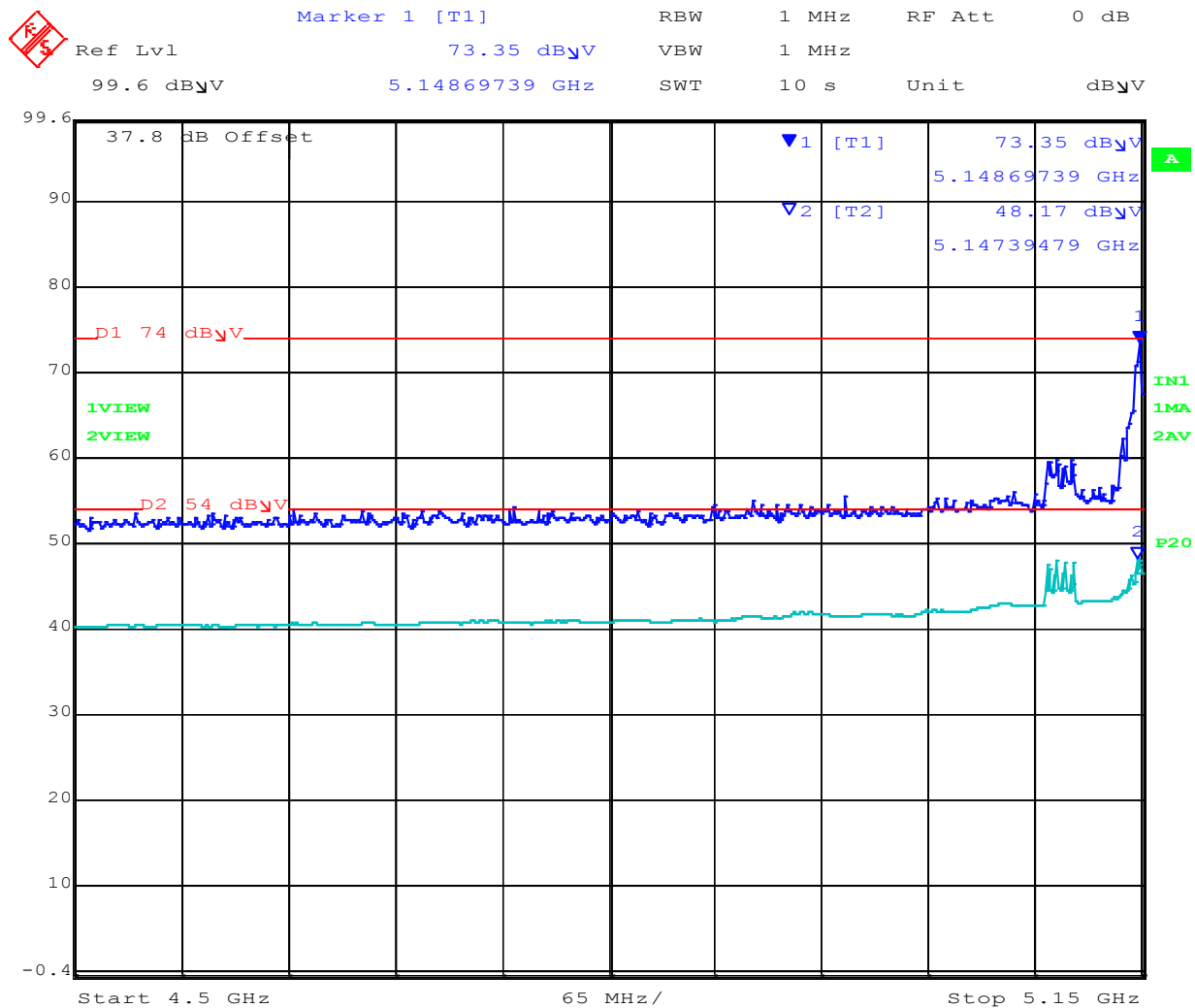
This test report may be reproduced in full only. The document may only be updated by MiCOM Labs personnel. Any changes will be noted in the Document History section of the report.





Title: NetScout Systems BCM43460  
To: FCC 47 CFR Part 15.407 & IC RSS-247  
Serial #: FLUK48-U5 Rev A  
Issue Date: 23rd December 2015  
Page: 385 of 404

### 802.11n HT20 Radiated Band-Edge 5150 MHz, Channel Frequency 5180 MHz



Date: 25.NOV.2015 09:26:47

\*Power Reduction to 71

[Back to Matrix](#)

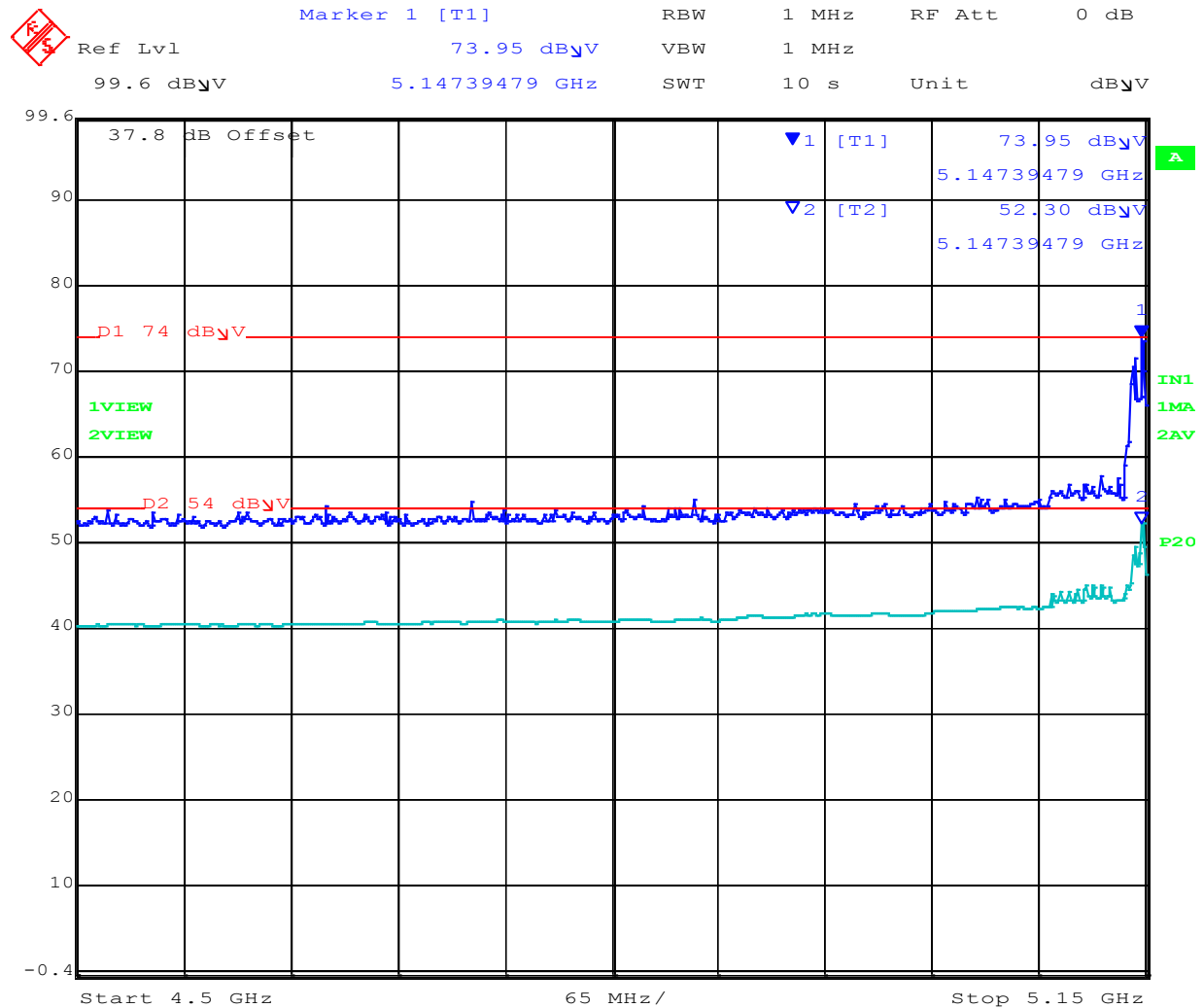
This test report may be reproduced in full only. The document may only be updated by MiCOM Labs personnel. Any changes will be noted in the Document History section of the report.





Title: NetScout Systems BCM43460  
To: FCC 47 CFR Part 15.407 & IC RSS-247  
Serial #: FLUK48-U5 Rev A  
Issue Date: 23rd December 2015  
Page: 386 of 404

### 802.11n HT40 Radiated Band-Edge 5150 MHz, Channel Frequency 5190 MHz



Date: 25.NOV.2015 09:39:06

\*Power Reduction to 57

[Back to Matrix](#)

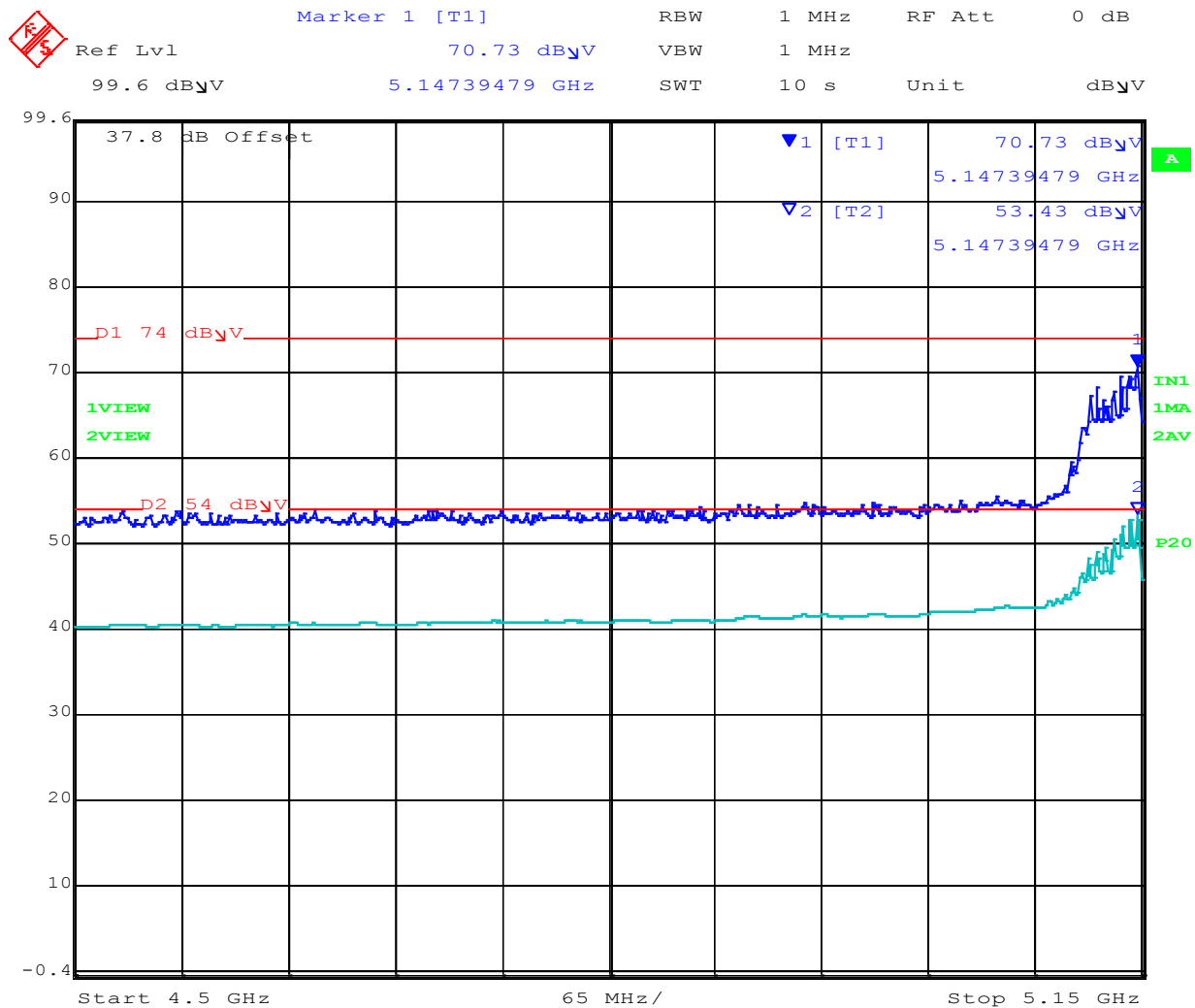
This test report may be reproduced in full only. The document may only be updated by MiCOM Labs personnel. Any changes will be noted in the Document History section of the report.





Title: NetScout Systems BCM43460  
To: FCC 47 CFR Part 15.407 & IC RSS-247  
Serial #: FLUK48-U5 Rev A  
Issue Date: 23rd December 2015  
Page: 387 of 404

## 802.11 ac80 Radiated Band-Edge 5150 MHz, Channel Frequency 5210 MHz



Date: 25.NOV.2015 09:45:08

\*Power Reduction to 53

[Back to Matrix](#)

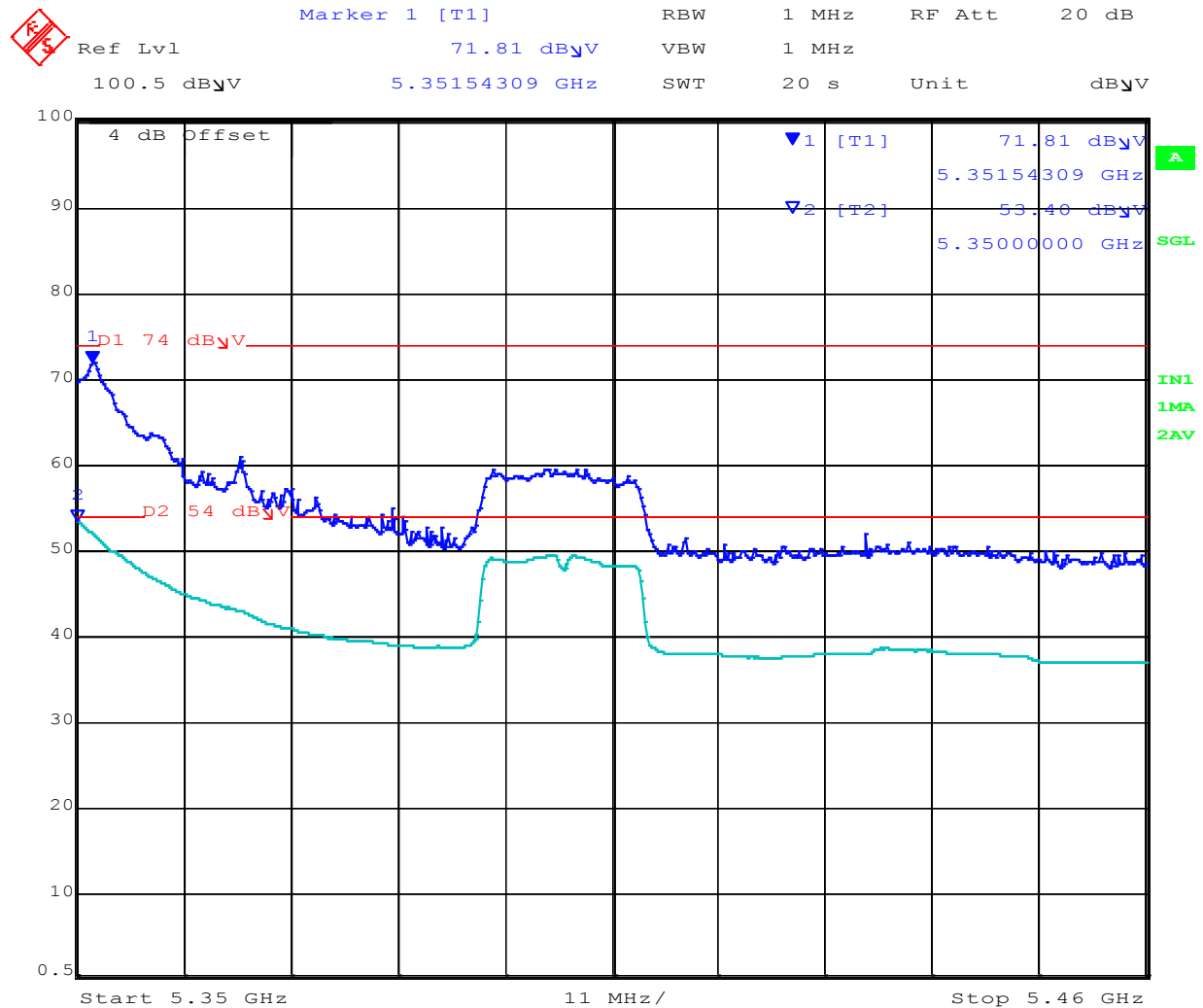
This test report may be reproduced in full only. The document may only be updated by MiCOM Labs personnel. Any changes will be noted in the Document History section of the report.





Title: NetScout Systems BCM43460  
To: FCC 47 CFR Part 15.407 & IC RSS-247  
Serial #: FLUK48-U5 Rev A  
Issue Date: 23rd December 2015  
Page: 388 of 404

## 802.11a Radiated Band-Edge 5350 MHz, Channel Frequency 5320 MHz



Date: 20.MAY.2014 11:22:42

[Back to Matrix](#)

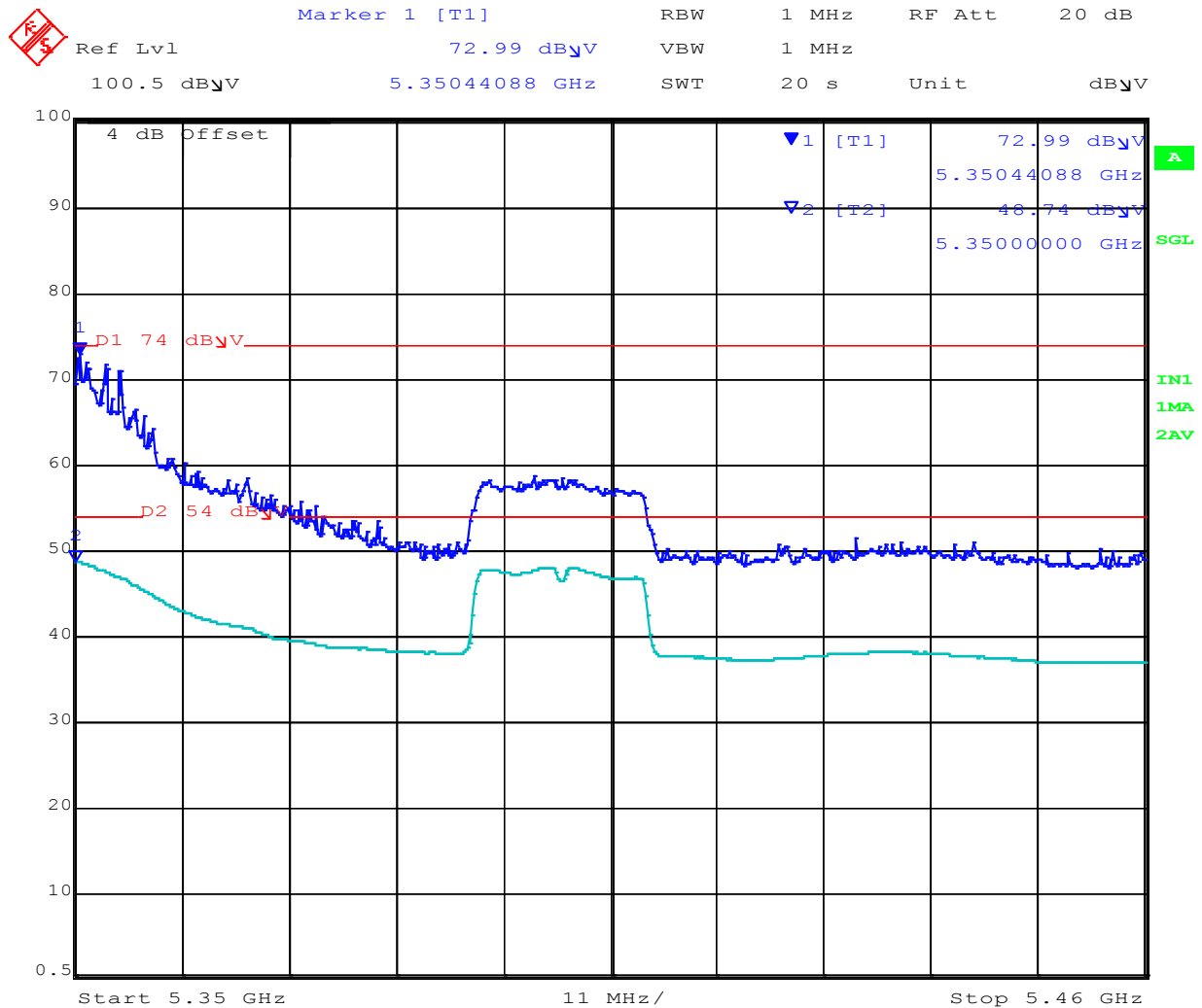
This test report may be reproduced in full only. The document may only be updated by MiCOM Labs personnel. Any changes will be noted in the Document History section of the report.





Title: NetScout Systems BCM43460  
To: FCC 47 CFR Part 15.407 & IC RSS-247  
Serial #: FLUK48-U5 Rev A  
Issue Date: 23rd December 2015  
Page: 389 of 404

### 802.11n HT20 Radiated Band-Edge 5350 MHz, Channel Frequency 5320 MHz



Date: 20.MAY.2014 11:20:23

[Back to Matrix](#)

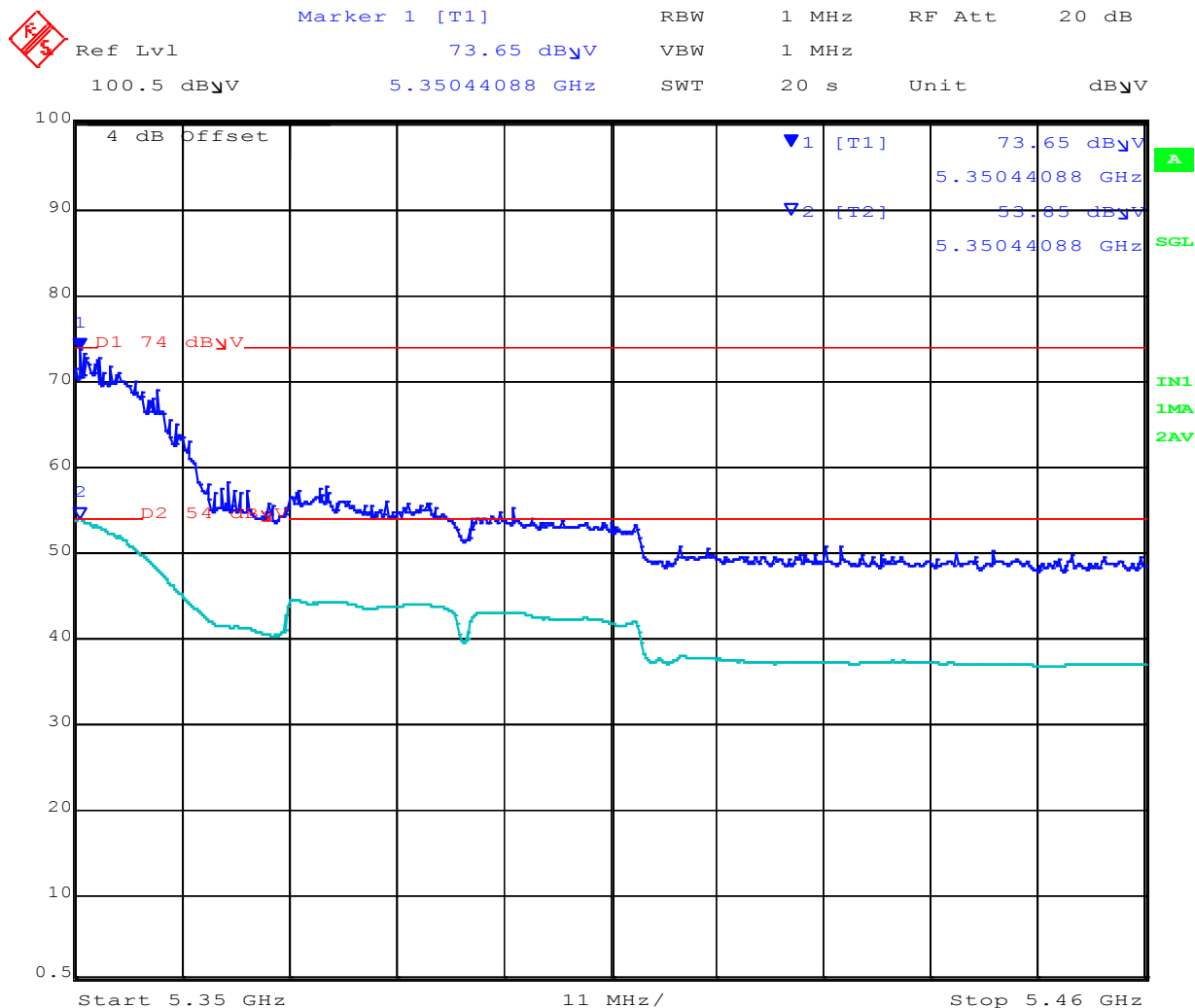
This test report may be reproduced in full only. The document may only be updated by MiCOM Labs personnel. Any changes will be noted in the Document History section of the report.





**Title:** NetScout Systems BCM43460  
**To:** FCC 47 CFR Part 15.407 & IC RSS-247  
**Serial #:** FLUK48-U5 Rev A  
**Issue Date:** 23rd December 2015  
**Page:** 390 of 404

### 802.11n HT40 Radiated Band-Edge 5350 MHz, Channel Frequency 5310 MHz



Date: 20.MAY.2014 11:18:57

[Back to Matrix](#)

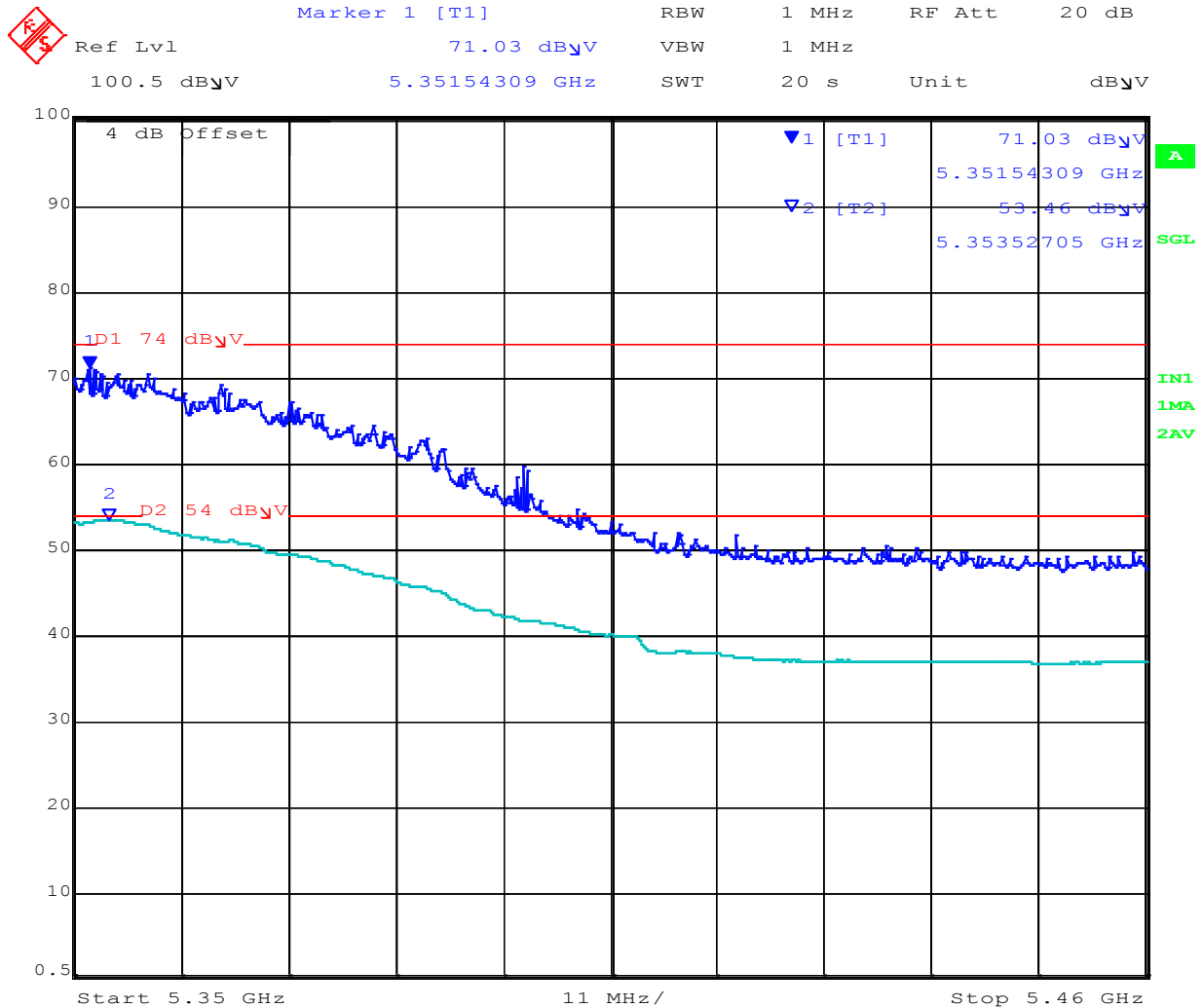
This test report may be reproduced in full only. The document may only be updated by MiCOM Labs personnel. Any changes will be noted in the Document History section of the report.





Title: NetScout Systems BCM43460  
To: FCC 47 CFR Part 15.407 & IC RSS-247  
Serial #: FLUK48-U5 Rev A  
Issue Date: 23rd December 2015  
Page: 391 of 404

## 802.11 ac80 Radiated Band-Edge 5350 MHz, Channel Frequency 5290 MHz



Date: 20.MAY.2014 11:15:43

[Back to Matrix](#)

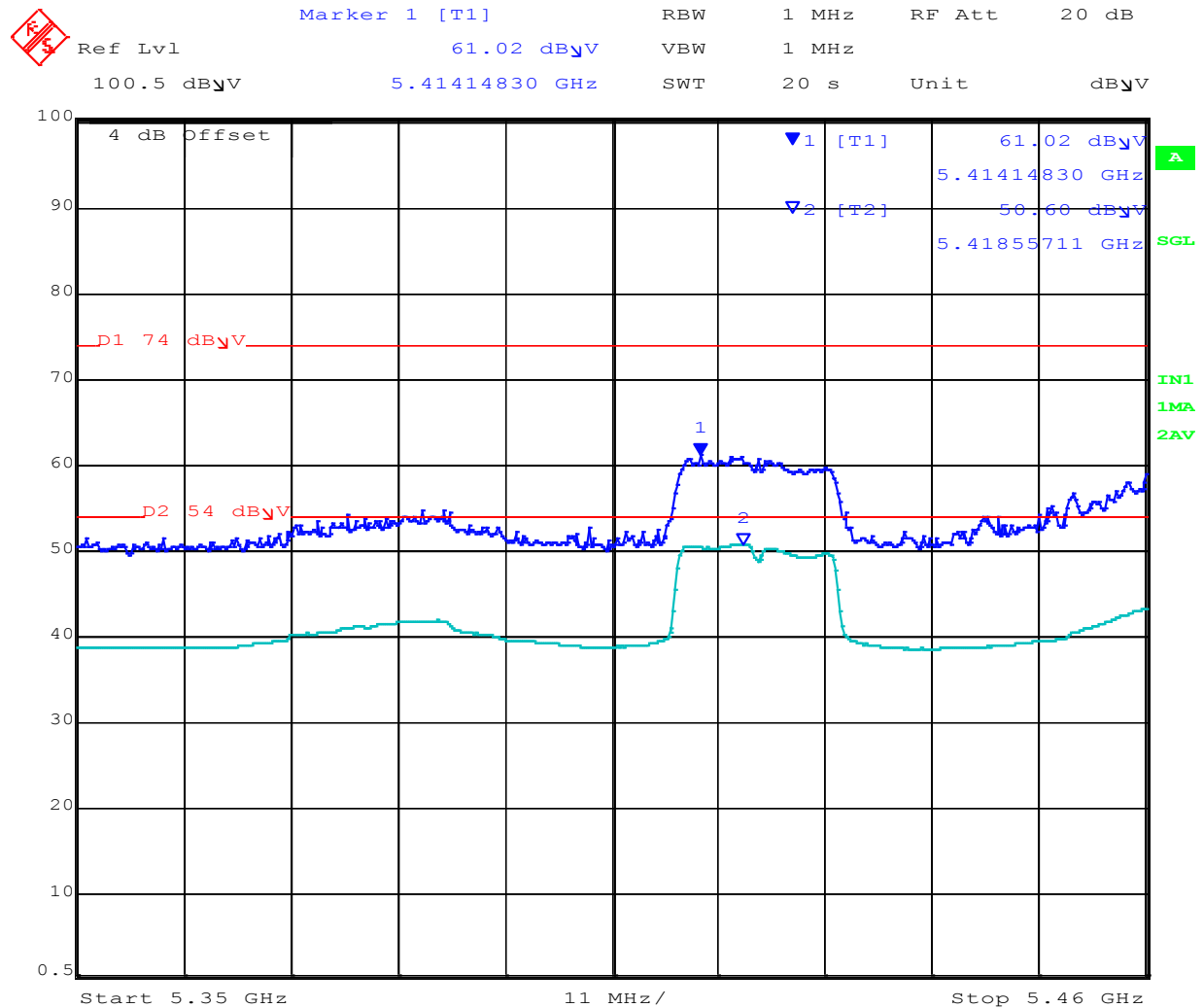
This test report may be reproduced in full only. The document may only be updated by MiCOM Labs personnel. Any changes will be noted in the Document History section of the report.





**Title:** NetScout Systems BCM43460  
**To:** FCC 47 CFR Part 15.407 & IC RSS-247  
**Serial #:** FLUK48-U5 Rev A  
**Issue Date:** 23rd December 2015  
**Page:** 392 of 404

## 802.11a Radiated Band-Edge 5460 MHz, Channel Frequency 5500 MHz



Date: 20.MAY.2014 11:28:05

[Back to Matrix](#)

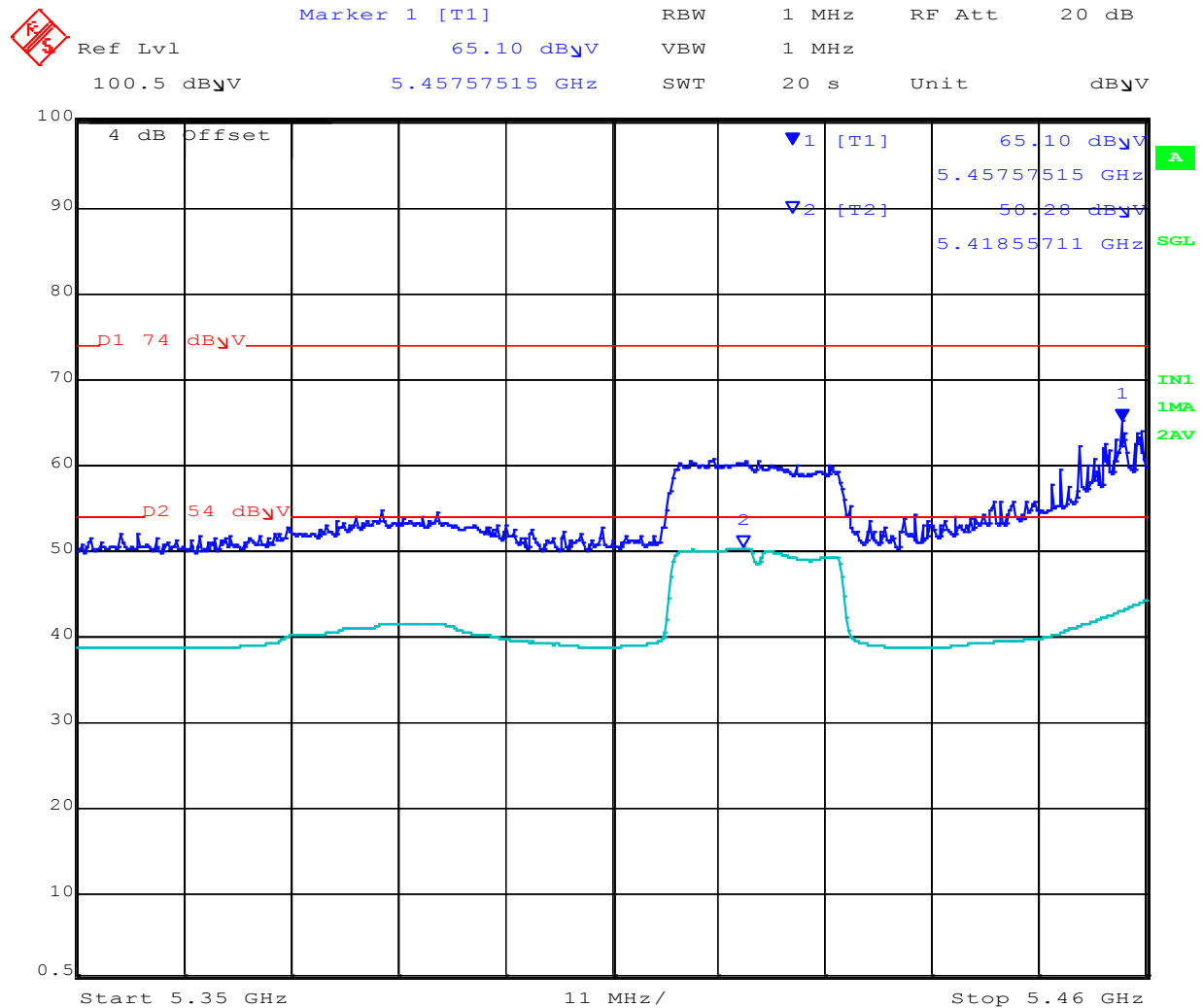
This test report may be reproduced in full only. The document may only be updated by MiCOM Labs personnel. Any changes will be noted in the Document History section of the report.





**Title:** NetScout Systems BCM43460  
**To:** FCC 47 CFR Part 15.407 & IC RSS-247  
**Serial #:** FLUK48-U5 Rev A  
**Issue Date:** 23rd December 2015  
**Page:** 393 of 404

### 802.11n HT20 Radiated Band-Edge 5460 MHz, Channel Frequency 5500 MHz



Date: 20.MAY.2014 11:29:17

[Back to Matrix](#)

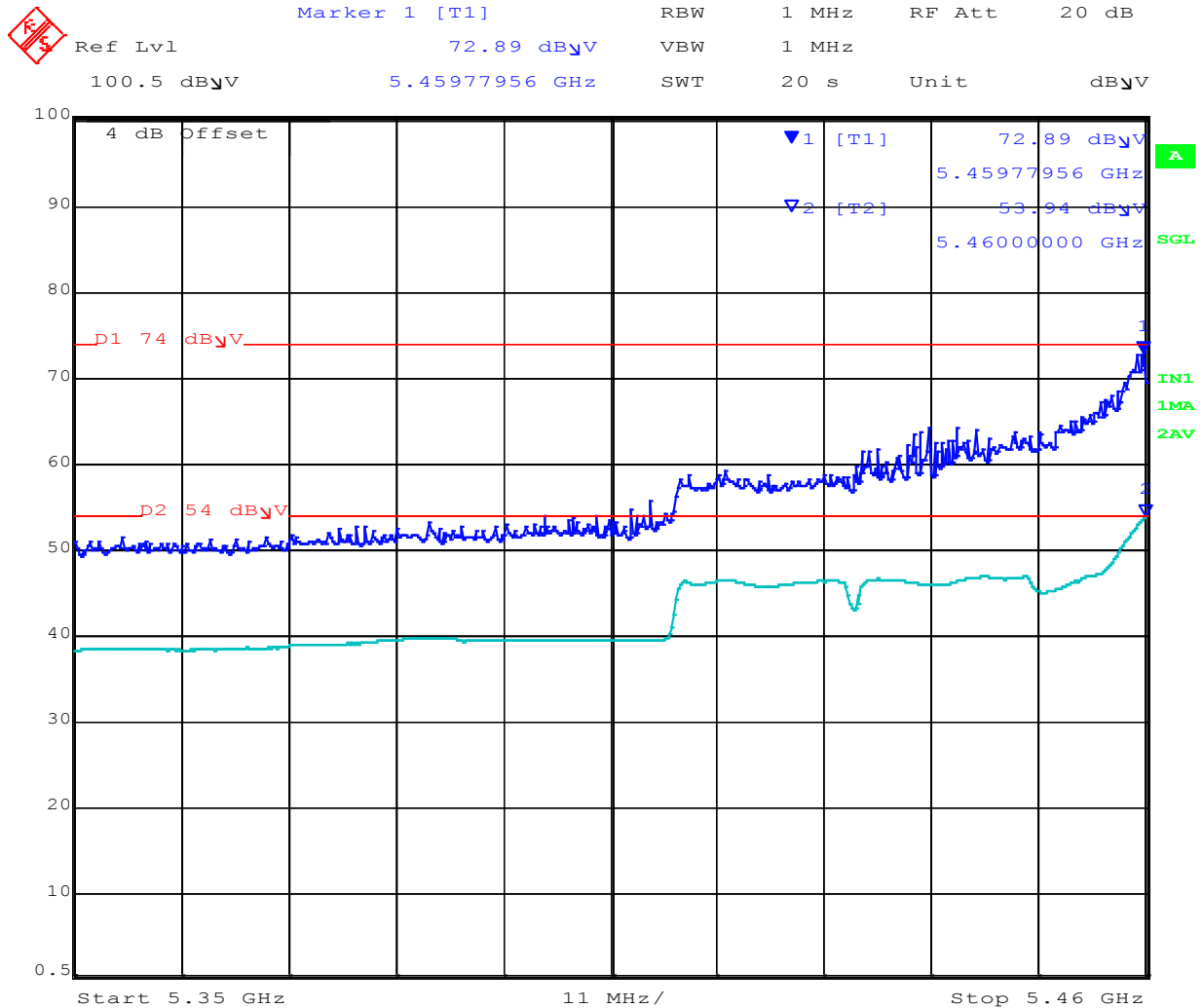
This test report may be reproduced in full only. The document may only be updated by MiCOM Labs personnel. Any changes will be noted in the Document History section of the report.





Title: NetScout Systems BCM43460  
To: FCC 47 CFR Part 15.407 & IC RSS-247  
Serial #: FLUK48-U5 Rev A  
Issue Date: 23rd December 2015  
Page: 394 of 404

### 802.11n HT-40 Radiated Band-Edge 5460 MHz, Channel Frequency 5510 MHz



Date: 20.MAY.2014 11:34:36

[Back to Matrix](#)

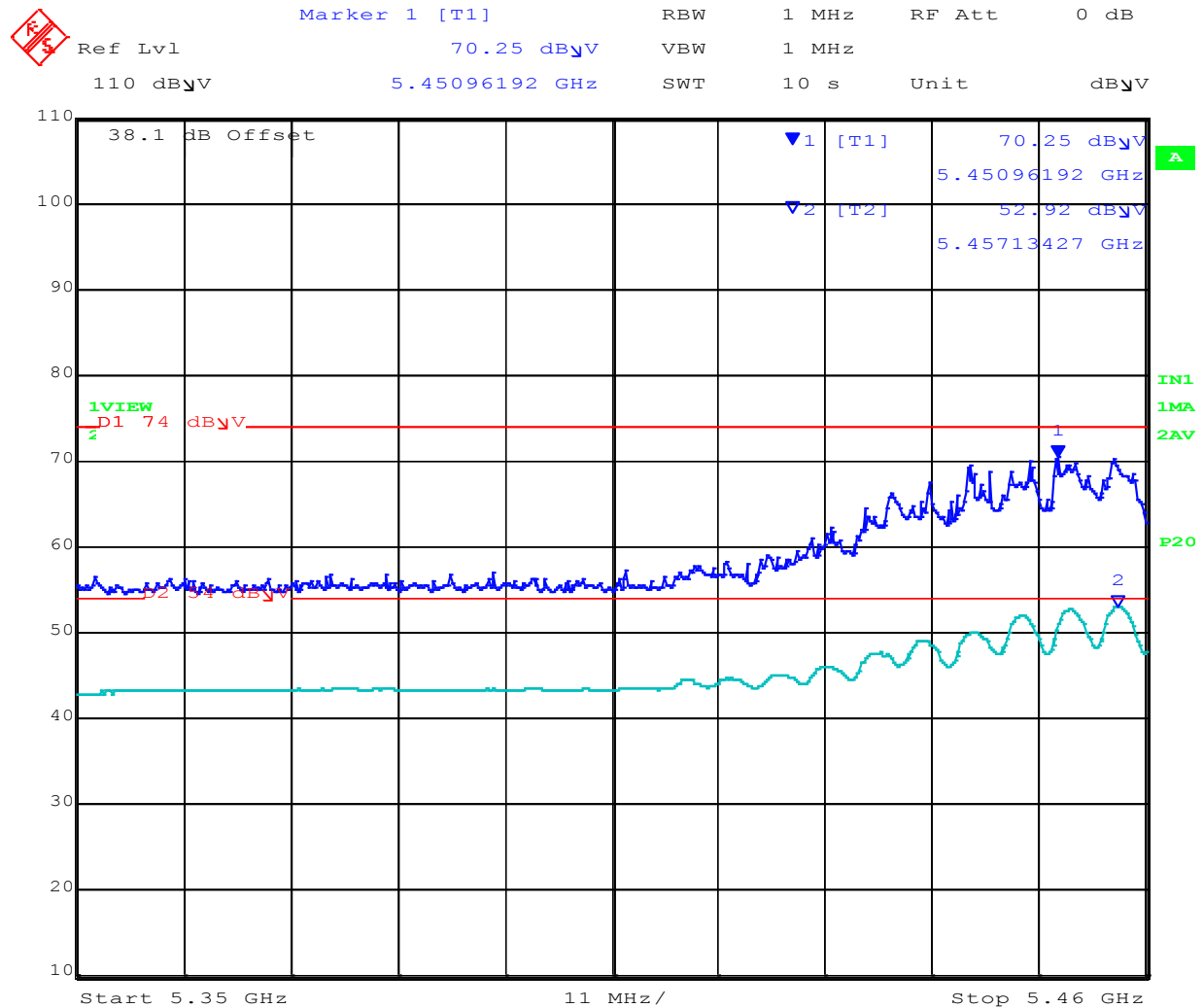
This test report may be reproduced in full only. The document may only be updated by MiCOM Labs personnel. Any changes will be noted in the Document History section of the report.





**Title:** NetScout Systems BCM43460  
**To:** FCC 47 CFR Part 15.407 & IC RSS-247  
**Serial #:** FLUK48-U5 Rev A  
**Issue Date:** 23rd December 2015  
**Page:** 395 of 404

## 802.11ac-80 Radiated Band-Edge 5460 MHz, Channel Frequency 5530 MHz



Date: 25.NOV.2015 08:59:30

[Back to Matrix](#)

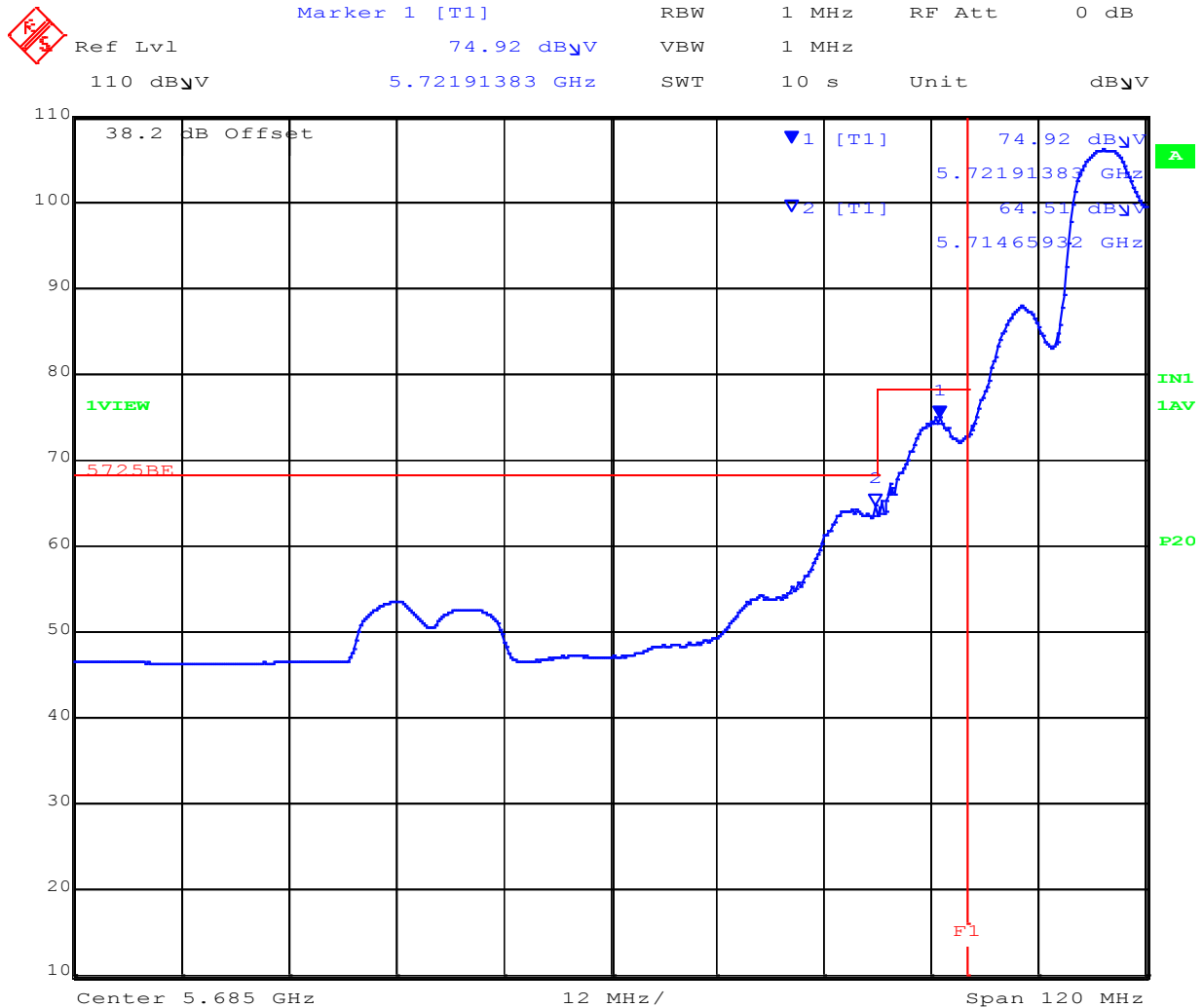
This test report may be reproduced in full only. The document may only be updated by MiCOM Labs personnel. Any changes will be noted in the Document History section of the report.





**Title:** NetScout Systems BCM43460  
**To:** FCC 47 CFR Part 15.407 & IC RSS-247  
**Serial #:** FLUK48-U5 Rev A  
**Issue Date:** 23rd December 2015  
**Page:** 396 of 404

## 802.11a Radiated Band-Edge 5725 MHz, Channel Frequency 5745 MHz



Date: 25.NOV.2015 08:21:36

[Back to Matrix](#)

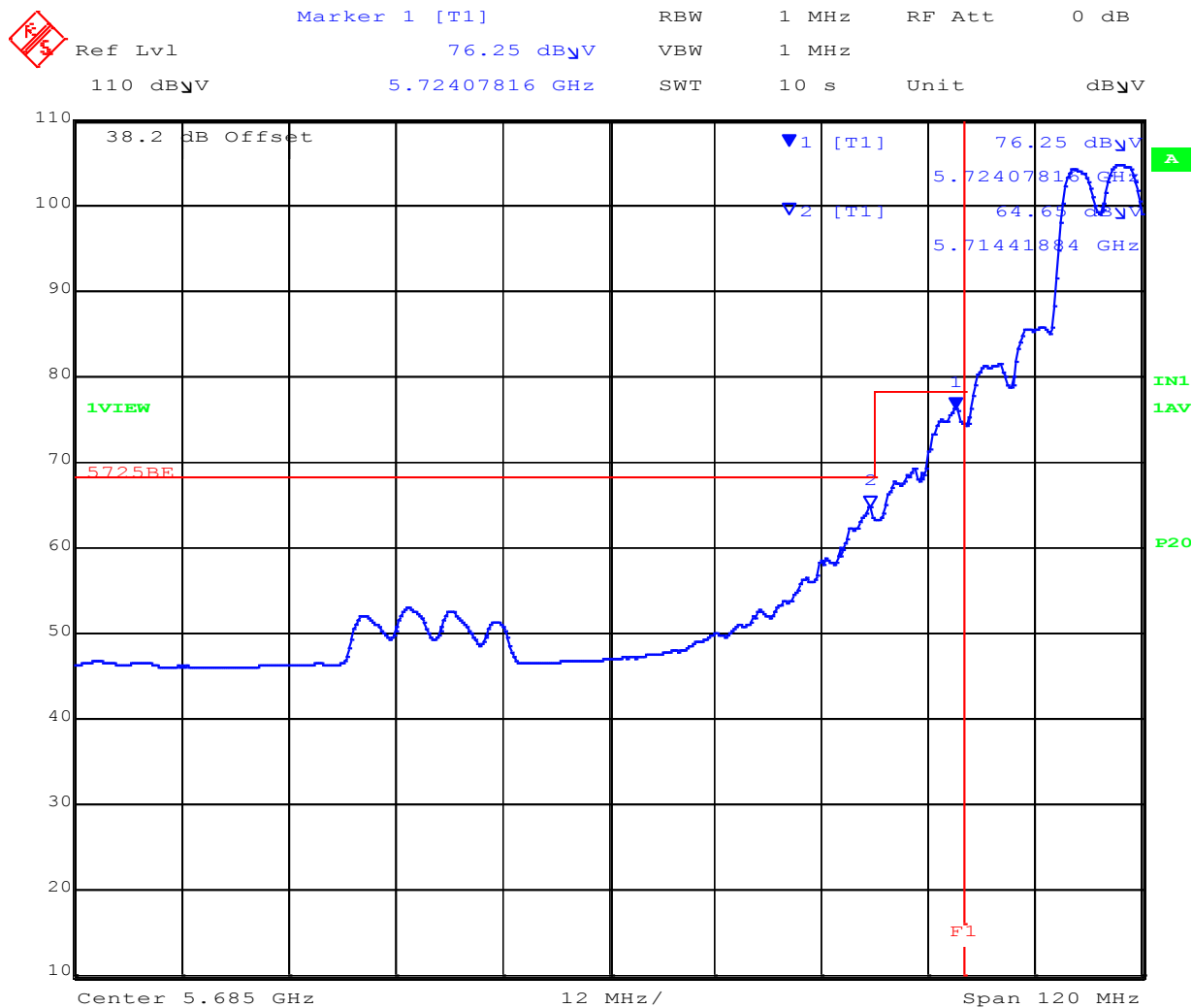
This test report may be reproduced in full only. The document may only be updated by MiCOM Labs personnel. Any changes will be noted in the Document History section of the report.





**Title:** NetScout Systems BCM43460  
**To:** FCC 47 CFR Part 15.407 & IC RSS-247  
**Serial #:** FLUK48-U5 Rev A  
**Issue Date:** 23rd December 2015  
**Page:** 397 of 404

### 802.11n HT20 Radiated Band-Edge 5725 MHz, Channel Frequency 5745 MHz



Date: 25.NOV.2015 08:24:05

[Back to Matrix](#)

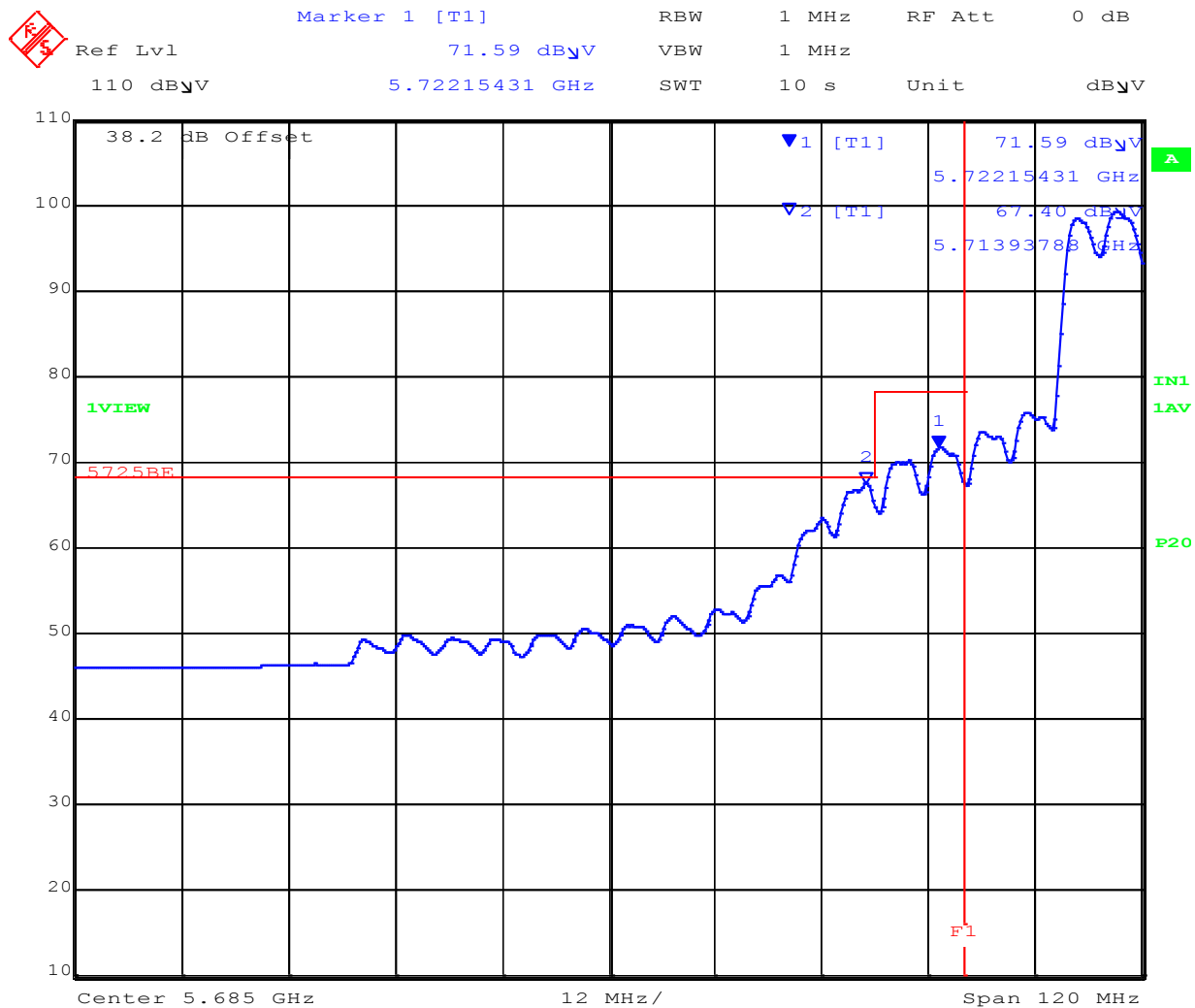
This test report may be reproduced in full only. The document may only be updated by MiCOM Labs personnel. Any changes will be noted in the Document History section of the report.





**Title:** NetScout Systems BCM43460  
**To:** FCC 47 CFR Part 15.407 & IC RSS-247  
**Serial #:** FLUK48-U5 Rev A  
**Issue Date:** 23rd December 2015  
**Page:** 398 of 404

### 802.11n HT-40 Radiated Band-Edge 5725 MHz, Channel Frequency 5755 MHz



Date: 25.NOV.2015 08:10:07

[Back to Matrix](#)

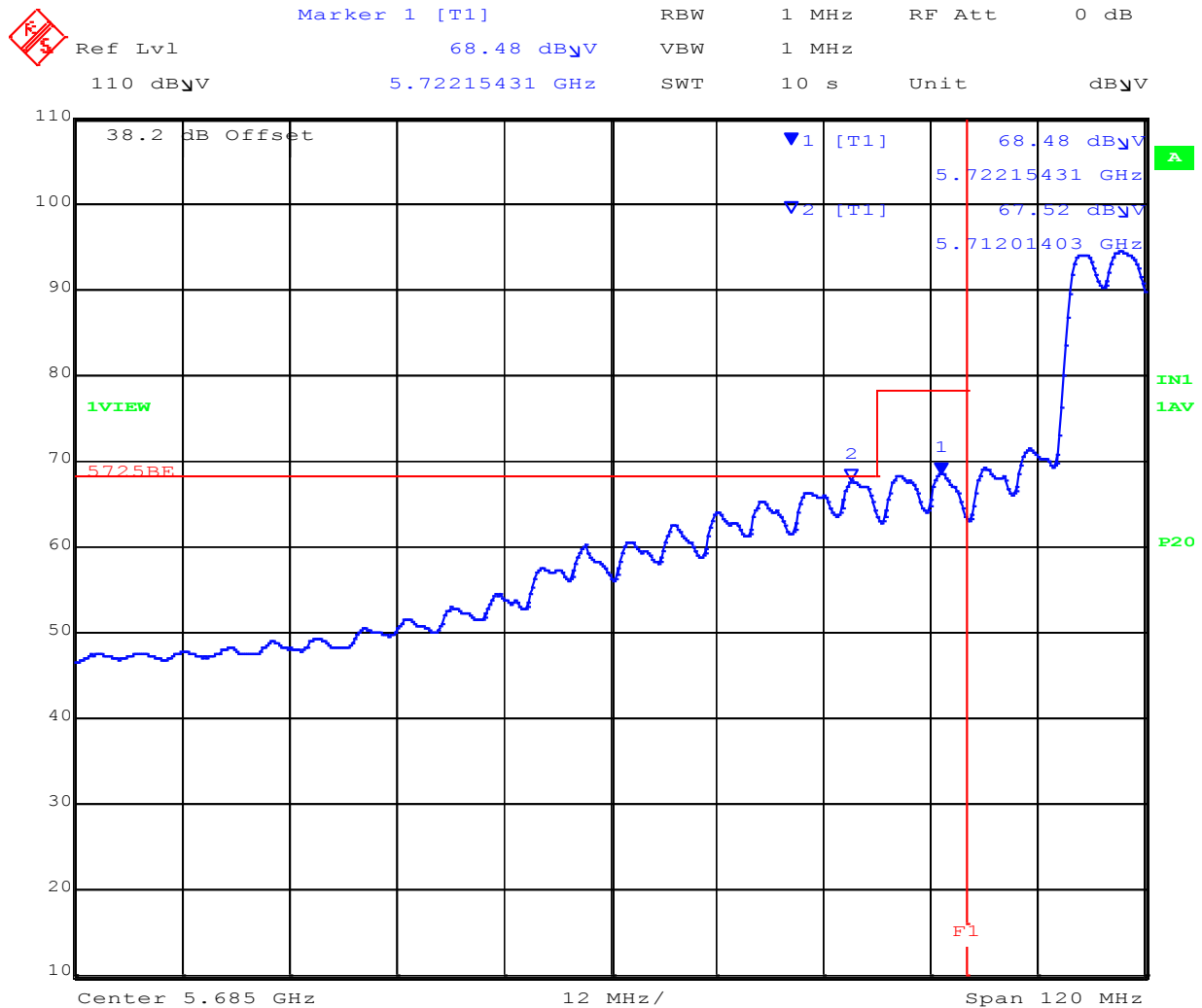
This test report may be reproduced in full only. The document may only be updated by MiCOM Labs personnel. Any changes will be noted in the Document History section of the report.





**Title:** NetScout Systems BCM43460  
**To:** FCC 47 CFR Part 15.407 & IC RSS-247  
**Serial #:** FLUK48-U5 Rev A  
**Issue Date:** 23rd December 2015  
**Page:** 399 of 404

## 802.11ac-80 Radiated Band-Edge 5725 MHz, Channel Frequency 5775 MHz



Date: 25.NOV.2015 08:00:54

[Back to Matrix](#)

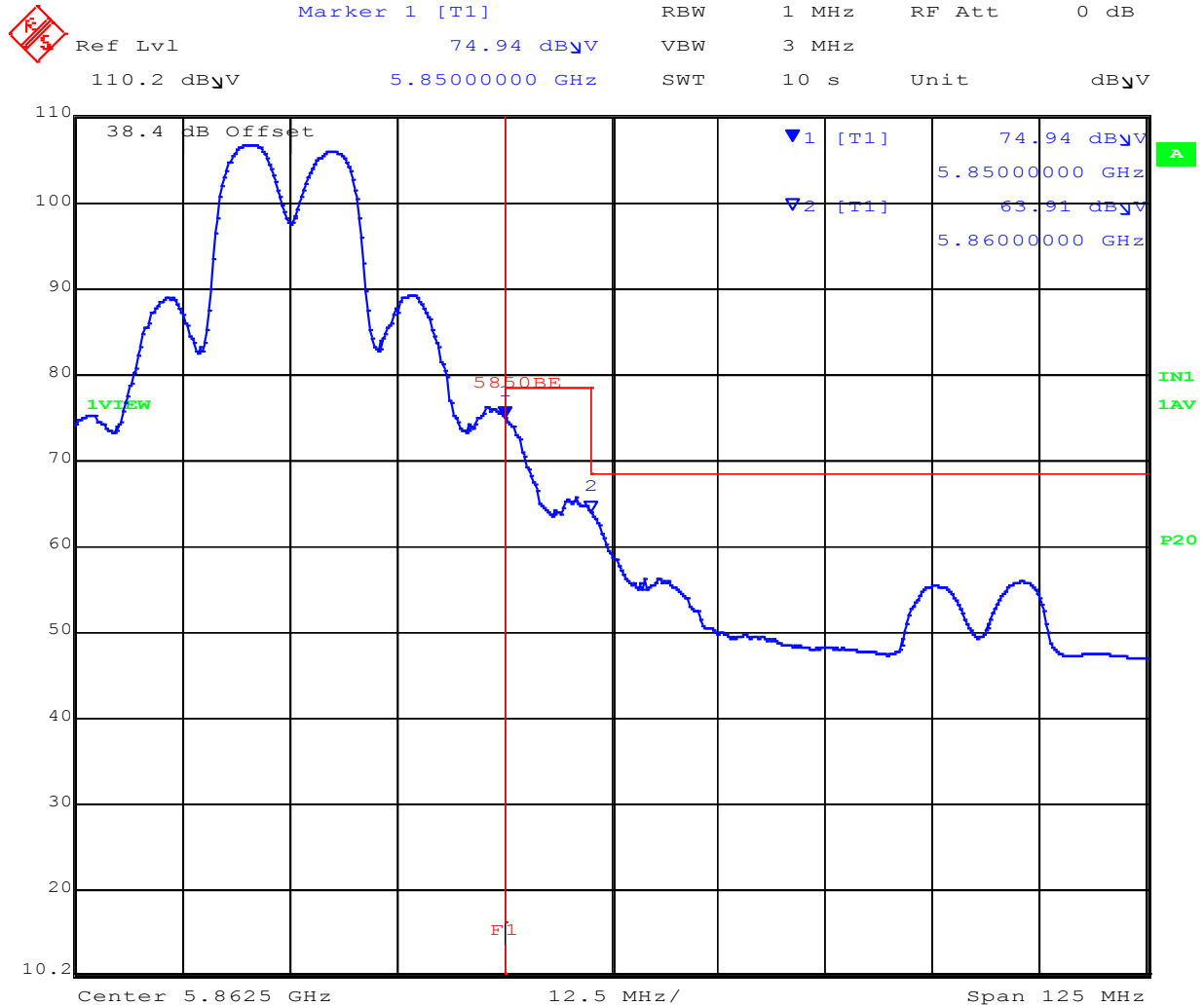
This test report may be reproduced in full only. The document may only be updated by MiCOM Labs personnel. Any changes will be noted in the Document History section of the report.





Title: NetScout Systems BCM43460  
To: FCC 47 CFR Part 15.407 & IC RSS-247  
Serial #: FLUK48-U5 Rev A  
Issue Date: 23rd December 2015  
Page: 400 of 404

## 802.11a Radiated Band-Edge 5850 MHz, Channel Frequency 5825 MHz



Date: 25.NOV.2015 07:26:57

[Back to Matrix](#)

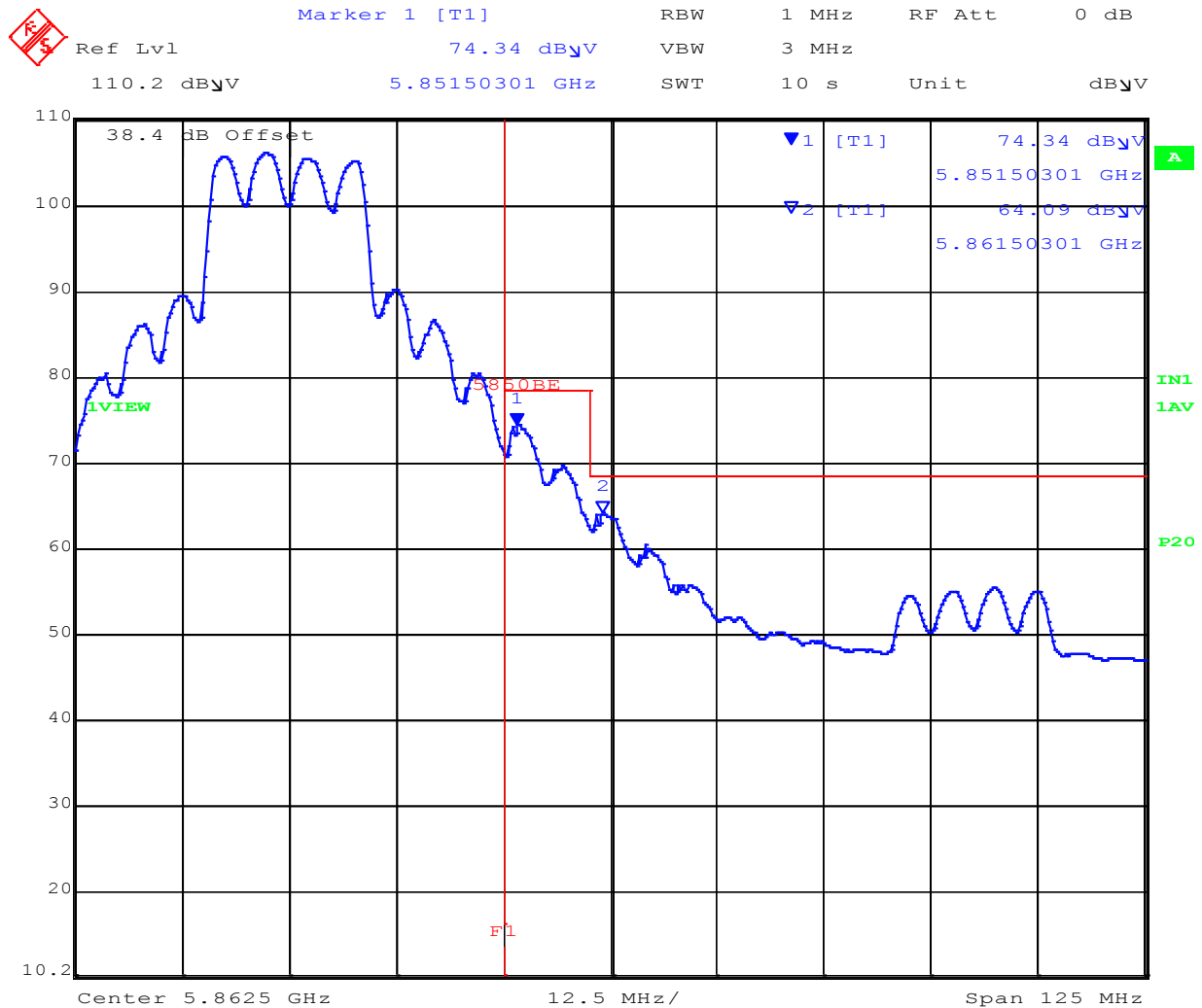
This test report may be reproduced in full only. The document may only be updated by MiCOM Labs personnel. Any changes will be noted in the Document History section of the report.





Title: NetScout Systems BCM43460  
To: FCC 47 CFR Part 15.407 & IC RSS-247  
Serial #: FLUK48-U5 Rev A  
Issue Date: 23rd December 2015  
Page: 401 of 404

## 802.11n HT20 Radiated Band-Edge 5850 MHz, Channel Frequency 5825 MHz



Date: 25.NOV.2015 07:30:02

[Back to Matrix](#)

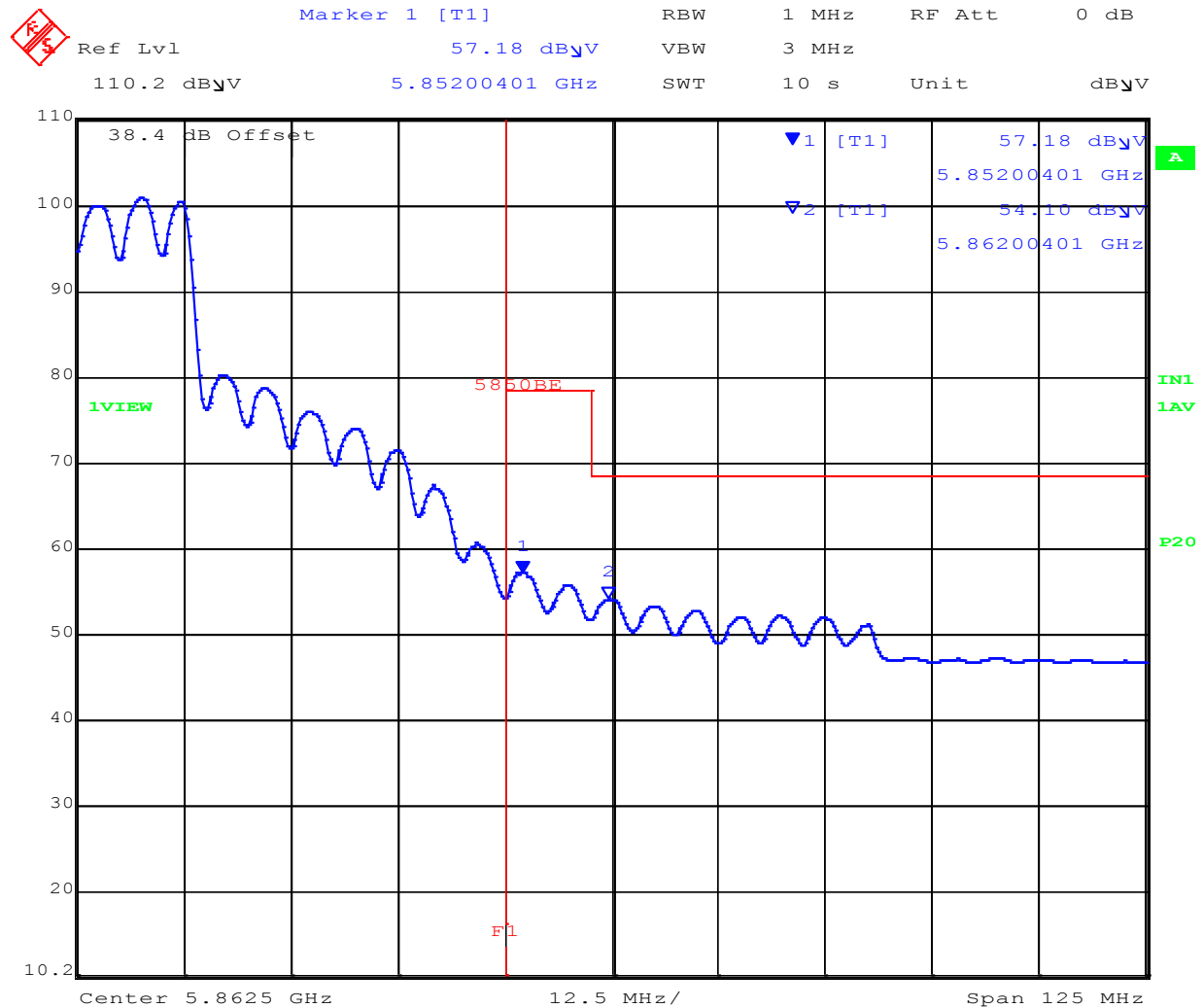
This test report may be reproduced in full only. The document may only be updated by MiCOM Labs personnel. Any changes will be noted in the Document History section of the report.





Title: NetScout Systems BCM43460  
To: FCC 47 CFR Part 15.407 & IC RSS-247  
Serial #: FLUK48-U5 Rev A  
Issue Date: 23rd December 2015  
Page: 402 of 404

### 802.11n HT-40 Radiated Band-Edge 5850 MHz, Channel Frequency 5815 MHz



Date: 25.NOV.2015 07:35:37

[Back to Matrix](#)

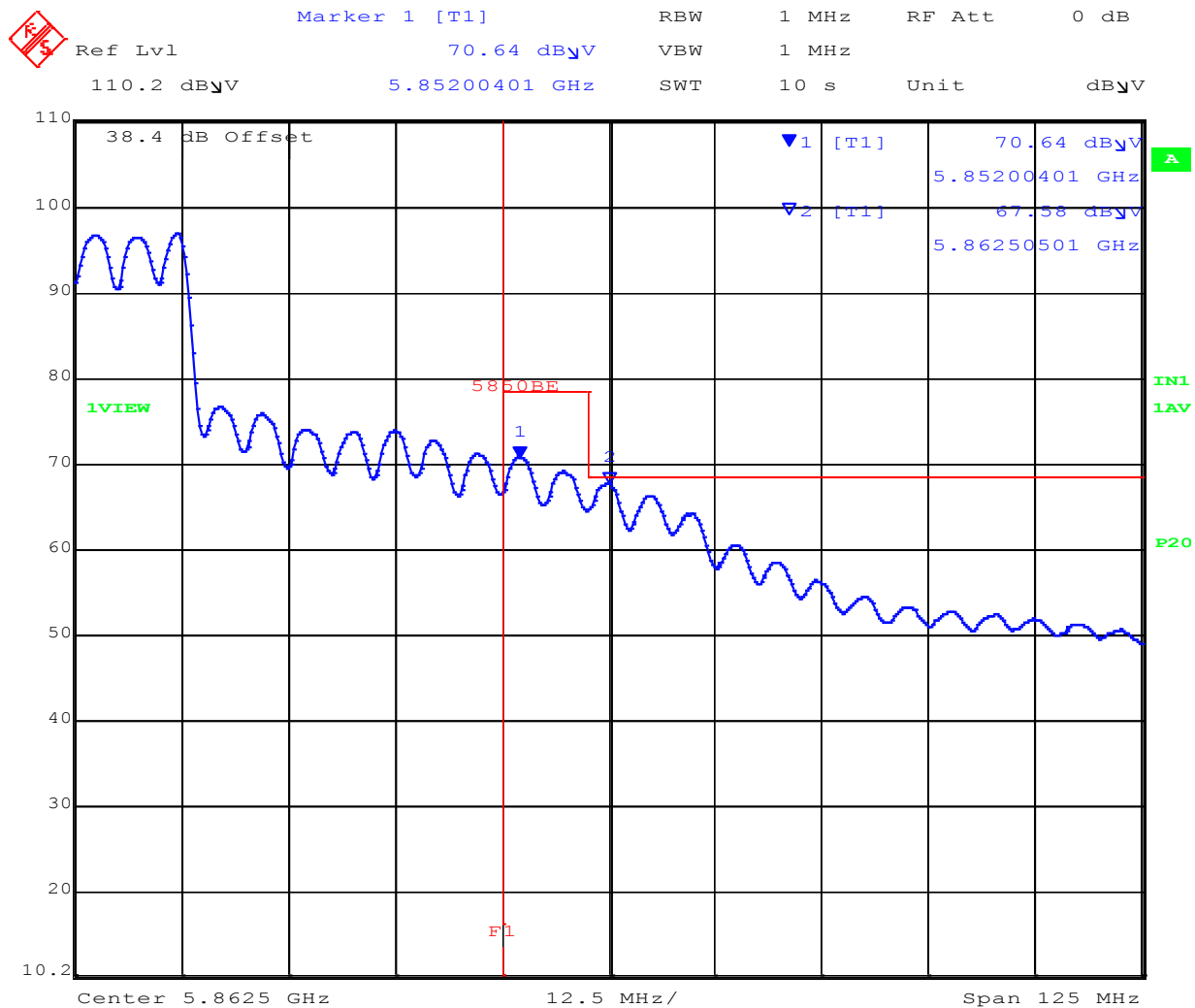
This test report may be reproduced in full only. The document may only be updated by MiCOM Labs personnel. Any changes will be noted in the Document History section of the report.





**Title:** NetScout Systems BCM43460  
**To:** FCC 47 CFR Part 15.407 & IC RSS-247  
**Serial #:** FLUK48-U5 Rev A  
**Issue Date:** 23rd December 2015  
**Page:** 403 of 404

### 802.11ac-80 Radiated Band-Edge 5850 MHz, Channel Frequency 5775 MHz



Date: 25.NOV.2015 07:46:38

[Back to Matrix](#)

This test report may be reproduced in full only. The document may only be updated by MiCOM Labs personnel. Any changes will be noted in the Document History section of the report.





575 Boulder Court  
Pleasanton, California 94566, USA  
Tel: 1.925.462.0304  
Fax: 1.925.462.0306  
[www.micomlabs.com](http://www.micomlabs.com)