

ELECTROMAGNETIC EMISSIONS COMPLIANCE REPORT

INTENTIONAL RADIATOR CERTIFICATION TO FCC PART 15 SUBPART C REQUIREMENT

OF

Product Name: MyResponse RF-15

Brand Name: MyResponse

Model Name: RF-15

Model Difference: N/A

FCC ID: W9J-SBLRF15


Report No.: ER/2009/30001

Issue Date: Apr. 06, 2009

FCC Rule Part: §15.249

Prepared for: AClass Learning Technology Inc.
15F-1, No. 343, ChungHo Rd., YungHo City,
Taipei, Taiwan

Prepared by: SGS Taiwan Ltd.
Electronics & Communication Laboratory
No. 134, Wu Kung Rd., Wuku Industrial Zone,
Taipei County, Taiwan.



Note: This report shall not be reproduced except in full, without the written approval of SGS Taiwan Ltd. This document may be altered or revised by SGS Taiwan Ltd. personnel only, and shall be noted in the revision section of the document.

Unless otherwise stated the results shown in this test report refer only to the sample(s) tested and such sample(s) are retained for 90 days only. This test report cannot be reproduced, except in full, without prior written permission of the Company. 除非另有說明，此報告結果僅對測試之樣品負責，同時此樣品僅保留90天。本報告未經本公司書面許可，不可部份複製。

This document is issued by the Company subject to its General Conditions of Service (www.sgs.com/terms_and_conditions.htm) and Terms and Conditions for Electronic Documents (www.sgs.com/terms_e-document.htm). Attention is drawn to the limitations of liability, indemnification and jurisdictional issues established therein. Even if printed this electronic document is to be treated as an original within the meaning of UCP 600 article 20b. The authenticity of this document may be verified at www.sgsonsite.com/authentication. Any holder of this document is advised that information contained hereon reflects the Company's findings at the time of its intervention only and within the limits of client's instructions, if any. The Company's sole responsibility is to its Client and this document does not exonerate parties to a transaction from exercising all their rights and obligations under the transaction documents.

VERIFICATION OF COMPLIANCE

Applicant: AClass Learning Technology Inc.
15F-1, No. 343, ChungHo Rd., YungHo City, Taipei, Taiwan

Product Description: MyResponse RF-15

Brand Name: MyResponse

FCC ID: W9J-SBLRF15

Model No.: RF-15

Model Difference: N/A

File Number: ER/2009/30001

Date of test: Mar. 03, 2009 ~ Apr. 02, 2009

Date of EUT Received: Mar. 03, 2009

We hereby certify that:

The above equipment was tested by SGS Taiwan Ltd., Electronics & Communication Laboratory. The test data, data evaluation, test procedures, and equipment configurations shown in this report were made in accordance with the procedures given in ANSI C63.4 (2003) and the energy emitted by the sample EUT tested as described in this report is in compliance with conducted and radiated emission limits of FCC Rules Part 15.249.

The test results of this report relate only to the tested sample identified in this report.

Test By:**Date:**

Apr. 06, 2009

Bondi Liu / Engineer**Prepared By:****Date:**

Apr. 06, 2009

Eva Kao / Asst. Supervisor**Approved By:****Date:**

Apr. 06, 2009

Vincent Su / Manager

Unless otherwise stated the results shown in this test report refer only to the sample(s) tested and such sample(s) are retained for 90 days only. This test report cannot be reproduced, except in full, without prior written permission of the Company. 除非另有說明，此報告結果僅對測試之樣品負責，同時此樣品僅保留90天。本報告未經本公司書面許可，不可部份複製。

This document is issued by the Company subject to its General Conditions of Service (www.sgs.com/terms_and_conditions.htm) and Terms and Conditions for Electronic Documents (www.sgs.com/terms_e-document.htm). Attention is drawn to the limitations of liability, indemnification and jurisdictional issues established therein. Even if printed this electronic document is to be treated as an original within the meaning of UCP 600 article 20b. The authenticity of this document may be verified at www.sgsonsite.com/authentication. Any holder of this document is advised that information contained hereon reflects the Company's findings at the time of its intervention only and within the limits of client's instructions, if any. The Company's sole responsibility is to its Client and this document does not exonerate parties to a transaction from exercising all their rights and obligations under the transaction documents.

Version

| Version No. | Date | Description |
|-------------|---------------|------------------------------|
| 00 | Apr. 06, 2009 | Initial creation of document |
| | | |

Unless otherwise stated the results shown in this test report refer only to the sample(s) tested and such sample(s) are retained for 90 days only. This test report cannot be reproduced, except in full, without prior written permission of the Company. 除非另有說明，此報告結果僅對測試之樣品負責，同時此樣品僅保留90天。本報告未經本公司書面許可，不可部份複製。

This document is issued by the Company subject to its General Conditions of Service (www.sgs.com/terms_and_conditions.htm) and Terms and Conditions for Electronic Documents (www.sgs.com/terms_e-document.htm). Attention is drawn to the limitations of liability, indemnification and jurisdictional issues established therein. Even if printed this electronic document is to be treated as an original within the meaning of UCP 600 article 20b. The authenticity of this document may be verified at www.sgsonsite.com/authentication. Any holder of this document is advised that information contained hereon reflects the Company's findings at the time of its intervention only and within the limits of client's instructions, if any. The Company's sole responsibility is to its Client and this document does not exonerate parties to a transaction from exercising all their rights and obligations under the transaction documents.

Table of Contents

| | | |
|-----------|---|-----------|
| 1. | GENERAL INFORMATION | 5 |
| 1.1 | PRODUCT DESCRIPTION | 5 |
| 1.2 | RELATED SUBMITTAL(S) / GRANT (S) | 5 |
| 1.3 | TEST METHODOLOGY | 5 |
| 1.4 | TEST FACILITY | 5 |
| 1.5 | SPECIAL ACCESSORIES | 5 |
| 1.6 | EQUIPMENT MODIFICATIONS | 5 |
| 2. | SYSTEM TEST CONFIGURATION | 6 |
| 2.1 | EUT CONFIGURATION..... | 6 |
| 2.2 | EUT EXERCISE | 6 |
| 2.3 | TEST PROCEDURE | 6 |
| 2.4 | LIMITATION | 7 |
| 2.5 | CONFIGURATION OF TESTED SYSTEM | 9 |
| 3. | SUMMARY OF TEST RESULTS | 10 |
| 4. | CONDUCTED EMISSIONS TEST | 11 |
| 4.1 | MEASUREMENT PROCEDURE:..... | 11 |
| 4.2 | TEST SET-UP (BLOCK DIAGRAM OF CONFIGURATION)..... | 11 |
| 4.3 | MEASUREMENT EQUIPMENT USED: | 11 |
| 4.4 | MEASUREMENT RESULT: | 11 |
| 5. | RADIATED EMISSION TEST | 12 |
| 5.1 | MEASUREMENT PROCEDURE..... | 14 |
| 5.2 | TEST SET-UP (BLOCK DIAGRAM OF CONFIGURATION)..... | 14 |
| 5.3 | MEASUREMENT EQUIPMENT USED: | 15 |
| 5.4 | FIELD STRENGTH CALCULATION..... | 15 |
| 5.5 | MEASUREMENT RESULT | 16 |
| 6. | 20 DB BAND WIDTH MEASUREMENT..... | 21 |
| 6.1 | MEASUREMENT PROCEDURE..... | 27 |
| 6.2 | TEST SET-UP (BLOCK DIAGRAM OF CONFIGURATION)..... | 27 |
| 6.3 | MEASUREMENT EQUIPMENT USED: | 27 |
| 6.4 | MEASUREMENT RESULTS:..... | 27 |

Unless otherwise stated the results shown in this test report refer only to the sample(s) tested and such sample(s) are retained for 90 days only. This test report cannot be reproduced, except in full, without prior written permission of the Company. 除非另有說明，此報告結果僅對測試之樣品負責，同時此樣品僅保留90天。本報告未經本公司書面許可，不可部份複製。

This document is issued by the Company subject to its General Conditions of Service (www.sgs.com/terms_and_conditions.htm) and Terms and Conditions for Electronic Documents (www.sgs.com/terms_e-document.htm). Attention is drawn to the limitations of liability, indemnification and jurisdictional issues established therein. Even if printed this electronic document is to be treated as an original within the meaning of UCP 600 article 20b. The authenticity of this document may be verified at www.sgsonsite.com/authentication. Any holder of this document is advised that information contained hereon reflects the Company's findings at the time of its intervention only and within the limits of client's instructions, if any. The Company's sole responsibility is to its Client and this document does not exonerate parties to a transaction from exercising all their rights and obligations under the transaction documents.

1. GENERAL INFORMATION

1.1 Product Description

The AClass Learning Technology Inc., Model: RF-15 (referred to as the EUT in this report) is a low power device.

A major technical descriptions of EUT is described as following:

A) Operation Frequency: 2433~2483MHz, 251 channels

B) Modulation Type: MSK

C) Power Supply: 5Vdc from USB port.

D) Antenna Designation: Micro-Strip Antenna, Please see EUT photo for details.

1.2 Related Submittal(s) / Grant (s)

This submittal(s) (test report) is intended for FCC ID: **W9J-SBLRF15** filing to comply with Section 15.249 of the FCC Part 15, Subpart C Rules.

1.3 Test Methodology

Both conducted and radiated testing were performed according to the procedures in ANSI C63.4 (2003). Radiated testing was performed at an antenna to EUT distance 3 meters.

1.4 Test Facility

The measurement facilities used to collect the 3m Radiated Emission and AC power line conducted data are located on the address of SGS Taiwan Ltd. Electronics & Communication Laboratory No. 134, Wu Kung Rd., Wuku Industrial Zone, Taipei Country, Taiwan which are constructed and calibrated to meet the FCC requirements in documents ANSI C63.4: 2003. FCC Registration Number are: 990257 and 236194, Canada Registration Number: 4620A.

The 10 m Open Area Test Sites located on the address of SGS Taiwan Ltd. Electronics & Communication Laboratory No. 29, Pau-Tou-Tsuo Valley Chia-Pau Tsuen, Linkou Hsiang, Taipei county, which is constructed and calibrated to meet the CISPR 22/EN 55022 requirements. SGS Site No. 1(3 & 10 meters) and FCC Registration Number: 94644.

1.5 Special Accessories

Not available for this EUT intended for grant.

1.6 Equipment Modifications

Not available for this EUT intended for grant.

Unless otherwise stated the results shown in this test report refer only to the sample(s) tested and such sample(s) are retained for 90 days only. This test report cannot be reproduced, except in full, without prior written permission of the Company. 除非另有說明，此報告結果僅對測試之樣品負責，同時此樣品僅保留90天。本報告未經本公司書面許可，不可部份複製。

This document is issued by the Company subject to its General Conditions of Service (www.sgs.com/terms_and_conditions.htm) and Terms and Conditions for Electronic Documents (www.sgs.com/terms_e-document.htm). Attention is drawn to the limitations of liability, indemnification and jurisdictional issues established therein. Even if printed this electronic document is to be treated as an original within the meaning of UCP 600 article 20b. The authenticity of this document may be verified at www.sgsonsite.com/authentication. Any holder of this document is advised that information contained hereon reflects the Company's findings at the time of its intervention only and within the limits of client's instructions, if any. The Company's sole responsibility is to its Client and this document does not exonerate parties to a transaction from exercising all their rights and obligations under the transaction documents.

2. System Test Configuration

2.1 EUT Configuration

The EUT configuration for testing is installed on RF field strength measurement to meet the Commissions requirement and operating in a manner which intends to maximize its emission characteristics in a continuous normal application.

2.2 EUT Exercise

The Transmitter was operated in the engineering operating mode. the Tx frequency was fixed which was for the purpose of the measurements.

2.3 Test Procedure

2.3.1 Conducted Emissions

The EUT is a placed on as turn table which is 0.8 m above ground plane. According to the requirements in Section 7 and 13 of ANSI C63.4-2003. Conducted emissions from the EUT measured in the frequency range between 0.15 MHz and 30MHz using CISPR Quasi-Peak and Average detector mode.

2.3.2 Radiated Emissions

The EUT is a placed on as turn table which is 0.8 m above ground plane. The turn table shall rotate 360 degrees to determine the position of maximum emission level. EUT is set 3m away from the receiving antenna which varied from 1m to 4m to find out the highest emission. And also, each emission was to be maximized by changing the polarization of receiving antenna both horizontal and vertical. In order to find out the max. emission, the relative positions of this hand-held transmitter(EUT) was rotated through three orthogonal axes according to the requirements in Section 8 and 13 of ANSI C63.4-2003.

Unless otherwise stated the results shown in this test report refer only to the sample(s) tested and such sample(s) are retained for 90 days only. This test report cannot be reproduced, except in full, without prior written permission of the Company. 除非另有說明，此報告結果僅對測試之樣品負責，同時此樣品僅保留90天。本報告未經本公司書面許可，不可部份複製。

This document is issued by the Company subject to its General Conditions of Service (www.sgs.com/terms_and_conditions.htm) and Terms and Conditions for Electronic Documents (www.sgs.com/terms_e-document.htm). Attention is drawn to the limitations of liability, indemnification and jurisdictional issues established therein. Even if printed this electronic document is to be treated as an original within the meaning of UCP 600 article 20b. The authenticity of this document may be verified at www.sgsonsite.com/authentication. Any holder of this document is advised that information contained hereon reflects the Company's findings at the time of its intervention only and within the limits of client's instructions, if any. The Company's sole responsibility is to its Client and this document does not exonerate parties to a transaction from exercising all their rights and obligations under the transaction documents.

2.4 Limitation

(1) Conducted Emission

According to section 15.207(a) Conducted Emission Limits is as following.

| Frequency (MHz) | Conducted Limit (dBuV) | |
|-----------------|------------------------|---------|
| | Quasi-Peak | Average |
| 0.15 – 0.5 | 66 - 56 | 56 - 46 |
| 0.5 – 5 | 56 | 46 |
| 5 - 30 | 60 | 50 |

(2) Radiated Emission 15.249(a)

The field strength of emissions from intentional radiators operated within these frequency bands shall comply with the following.

| Frequency (MHz) | Field strength of Fundamental | Field strength of Harmonics | Distance (m) |
|------------------|-------------------------------|-----------------------------|--------------|
| 902 - 928 | 50 mV/m (94dBuV/m) | 500 uV/m (54dBuV/m) | 3 |
| 2400 – 2483.5 | 50 mV/m (94dBuV/m) | 500 uV/m (54dBuV/m) | 3 |
| 5725 – 5875 | 50 mV/m (94dBuV/m) | 500 uV/m (54dBuV/m) | 3 |
| 24.0 – 24.25 GHz | 250 mV/m (107.95dBuV/m) | 2500 uV/m (67.95dBuV/m) | 3 |

Unless otherwise stated the results shown in this test report refer only to the sample(s) tested and such sample(s) are retained for 90 days only. This test report cannot be reproduced, except in full, without prior written permission of the Company. 除非另有說明，此報告結果僅對測試之樣品負責，同時此樣品僅保留90天。本報告未經本公司書面許可，不可部份複製。

This document is issued by the Company subject to its General Conditions of Service (www.sgs.com/terms_and_conditions.htm) and Terms and Conditions for Electronic Documents (www.sgs.com/terms_e-document.htm). Attention is drawn to the limitations of liability, indemnification and jurisdictional issues established therein. Even if printed this electronic document is to be treated as an original within the meaning of UCP 600 article 20b. The authenticity of this document may be verified at www.sgsonsite.com/authentication. Any holder of this document is advised that information contained hereon reflects the Company's findings at the time of its intervention only and within the limits of client's instructions, if any. The Company's sole responsibility is to its Client and this document does not exonerate parties to a transaction from exercising all their rights and obligations under the transaction documents.

(3) Radiated Emission 15.249 (d)

Emission Radiated outside of the specified frequency bands, except for harmonics, shall be attenuated by at least 50dB below the level of the fundamental or to the general radiated emission limits in Section 15.209 as below, whichever is the lesser attenuation.

| Frequency (MHz) | Field strength $\mu\text{V/m}$ | Distance (m) | Field strength at 3m $\text{dB}\mu\text{V/m}$ |
|--------------------|-----------------------------------|--------------|--|
| 1.705-30 | 30 | 30 | 69.54 |
| 30-88 | 100 | 3 | 40 |
| 88-216 | 150 | 3 | 43.5 |
| 216-960 | 200 | 3 | 46 |
| Above 960 | 500 | 3 | 54 |

(4) Radiated Emission 15.249(e)

For frequencies above 1000MHz, the above field strength limits are based on average limits. The peak field strength of any emission shall not exceed the maximum permitted average limits specified above by more than 20dB under any condition of modulation.

- Remark:
1. Emission level in $\text{dB}\mu\text{V/m} = 20 \log (\mu\text{V/m})$
 2. Measurement was performed at an antenna to the closed point of EUT distance of meters.
 3. Only spurious frequency is permitted to locate within the Restricted Bands specified in provision of § 15.205
 4. Emission spurious frequency which appearing within the Restricted Bands specified in provision of § 15.205, then the general radiated emission limits in § 15.209 apply.

Unless otherwise stated the results shown in this test report refer only to the sample(s) tested and such sample(s) are retained for 90 days only. This test report cannot be reproduced, except in full, without prior written permission of the Company. 除非另有說明，此報告結果僅對測試之樣品負責，同時此樣品僅保留90天。本報告未經本公司書面許可，不可部份複製。

This document is issued by the Company subject to its General Conditions of Service (www.sgs.com/terms_and_conditions.htm) and Terms and Conditions for Electronic Documents (www.sgs.com/terms_e-document.htm). Attention is drawn to the limitations of liability, indemnification and jurisdictional issues established therein. Even if printed this electronic document is to be treated as an original within the meaning of UCP 600 article 20b. The authenticity of this document may be verified at www.sgsonsite.com/authentication. Any holder of this document is advised that information contained hereon reflects the Company's findings at the time of its intervention only and within the limits of client's instructions, if any. The Company's sole responsibility is to its Client and this document does not exonerate parties to a transaction from exercising all their rights and obligations under the transaction documents.

2.5 Configuration of Tested System

Fig. 2-1 Configuration of TX

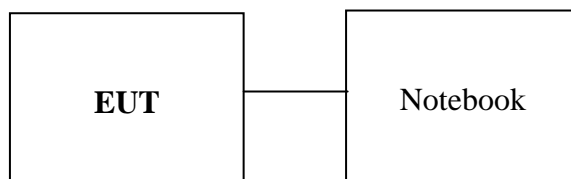


Table 2-2 Equipment Used in Tested System

| Item | Equipment | Mfr/Brand | Model/Type No. | Series No. | Data Cable | Power Cord |
|------|-----------|-----------|----------------|------------|------------|-------------|
| 1. | Notebook | IBM | T40 | 99HCYF4 | N/A | Un-shielded |

Note: All the above equipment/cables were placed in worse case positions to maximize emission signals during emission test.

Grounding: Grounding was in accordance with the manufacturer's requirements and conditions for the intended use.

Unless otherwise stated the results shown in this test report refer only to the sample(s) tested and such sample(s) are retained for 90 days only. This test report cannot be reproduced, except in full, without prior written permission of the Company. 除非另有說明，此報告結果僅對測試之樣品負責，同時此樣品僅保留90天。本報告未經本公司書面許可，不可部份複製。

This document is issued by the Company subject to its General Conditions of Service (www.sgs.com/terms_and_conditions.htm) and Terms and Conditions for Electronic Documents (www.sgs.com/terms_e-document.htm). Attention is drawn to the limitations of liability, indemnification and jurisdictional issues established therein. Even if printed this electronic document is to be treated as an original within the meaning of UCP 600 article 20b. The authenticity of this document may be verified at www.sgsonsite.com/authentication. Any holder of this document is advised that information contained hereon reflects the Company's findings at the time of its intervention only and within the limits of client's instructions, if any. The Company's sole responsibility is to its Client and this document does not exonerate parties to a transaction from exercising all their rights and obligations under the transaction documents.

3. Summary of Test Results

| FCC Rules | Description Of Test | Result |
|----------------|-----------------------------|-----------|
| § 15.207 | Conducted Emission | N/A |
| § 15.249(a)(e) | Radiated Emission | Compliant |
| § 15.249(d) | 26dB band width Measurement | Compliant |

Description of test modes

The EUT has been tested under operating condition.

Test program used to control the EUT for staying in continuous transmitting mode is programmed.

Channel low (2433MHz)、mid (2458MHz) and high (2483MHz) with highest data rate are chosen for full testing.

Unless otherwise stated the results shown in this test report refer only to the sample(s) tested and such sample(s) are retained for 90 days only. This test report cannot be reproduced, except in full, without prior written permission of the Company. 除非另有說明，此報告結果僅對測試之樣品負責，同時此樣品僅保留90天。本報告未經本公司書面許可，不可部份複製。

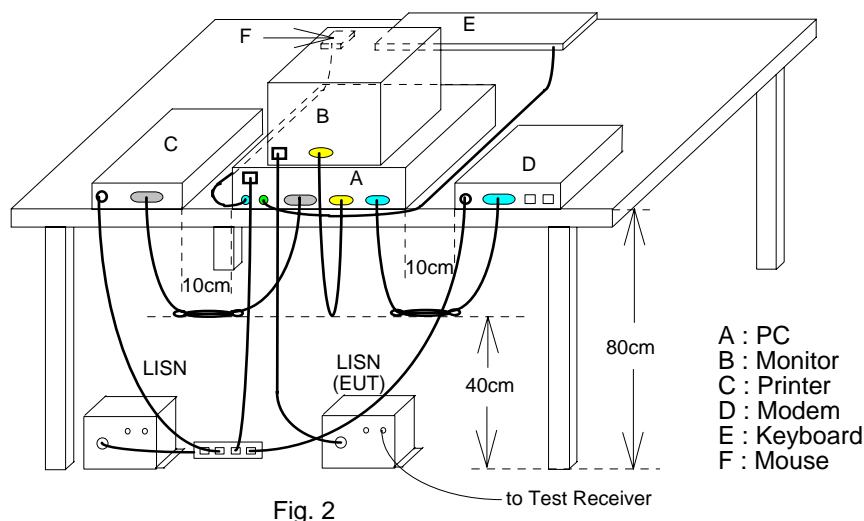
This document is issued by the Company subject to its General Conditions of Service (www.sgs.com/terms_and_conditions.htm) and Terms and Conditions for Electronic Documents (www.sgs.com/terms_e-document.htm). Attention is drawn to the limitations of liability, indemnification and jurisdictional issues established therein. Even if printed this electronic document is to be treated as an original within the meaning of UCP 600 article 20b. The authenticity of this document may be verified at www.sgsonsite.com/authentication. Any holder of this document is advised that information contained hereon reflects the Company's findings at the time of its intervention only and within the limits of client's instructions, if any. The Company's sole responsibility is to its Client and this document does not exonerate parties to a transaction from exercising all their rights and obligations under the transaction documents.

4. Conducted Emissions Test

4.1 Measurement Procedure:

1. The EUT was placed on a table which is 0.8m above ground plane.
2. Maximum procedure was performed on the six highest emissions to ensure EUT compliance.
3. Repeat above procedures until all frequency measured were complete.

4.2 Test SET-UP (Block Diagram of Configuration)



4.3 Measurement Equipment Used:

| Conducted Emission Test Site | | | | | |
|------------------------------|------------|-------------------------|---------------|------------|------------|
| EQUIPMENT TYPE | MFR | MODEL NUMBER | SERIAL NUMBER | LAST CAL. | CAL DUE. |
| EMI Test Receiver | R&S | ESCS30 | 828985/004 | 09/16/2008 | 09/15/2009 |
| LISN | Rolf-Heine | NNB-2/16Z | 99012 | 04/28/2008 | 04/27/2009 |
| LISN | FCC | FCC-LISN-50/250-25-2-01 | 04034 | 04/28/2008 | 04/27/2009 |
| Coaxial Cables | N/A | WK CE Cable | N/A | 10/30/2008 | 10/29/2009 |

4.4 Measurement Result:

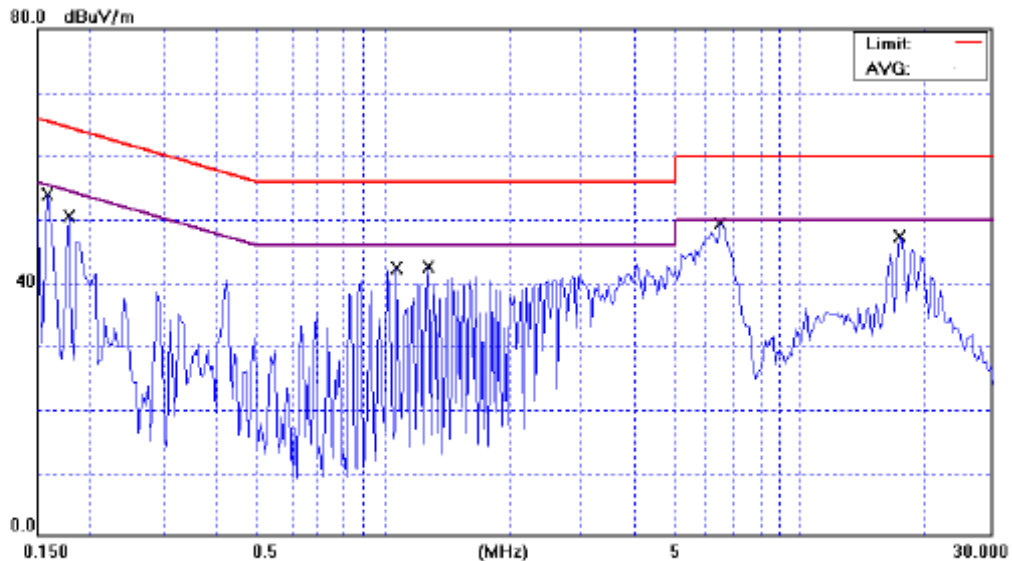
The initial step in collecting conducted data is a spectrum analyzer peak scan of the measurement range. Significant peaks are then marked as shown on the following data page, and these signals are then quasi-peaked.

Unless otherwise stated the results shown in this test report refer only to the sample(s) tested and such sample(s) are retained for 90 days only. This test report cannot be reproduced, except in full, without prior written permission of the Company. 除非另有說明，此報告結果僅對測試之樣品負責，同時此樣品僅保留90天。本報告未經本公司書面許可，不可部份複製。

This document is issued by the Company subject to its General Conditions of Service (www.sgs.com/terms_and_conditions.htm) and Terms and Conditions for Electronic Documents (www.sgs.com/terms_e-document.htm). Attention is drawn to the limitations of liability, indemnification and jurisdictional issues established therein. Even if printed this electronic document is to be treated as an original within the meaning of UCP 600 article 20b. The authenticity of this document may be verified at www.sgsonsite.com/authentication. Any holder of this document is advised that information contained hereon reflects the Company's findings at the time of its intervention only and within the limits of client's instructions, if any. The Company's sole responsibility is to its Client and this document does not exonerate parties to a transaction from exercising all their rights and obligations under the transaction documents.

AC POWER LINE CONDUCTED EMISSION TEST DATA

| | | | | | |
|-----------------|----------------|-----------|------|------------|---------------|
| Operation Mode: | Operation Mode | | | Test Date: | Mar. 10, 2009 |
| Temperature: | 24 °C | Humidity: | 56 % | Test By: | Bondi |



Site: SGS CONDUCTED #1
 Limit: EN55022 Class B Conduction(QP)
 EUT: 互動反饋系統學習機
 MN: RF-15
 Note: Operation mode

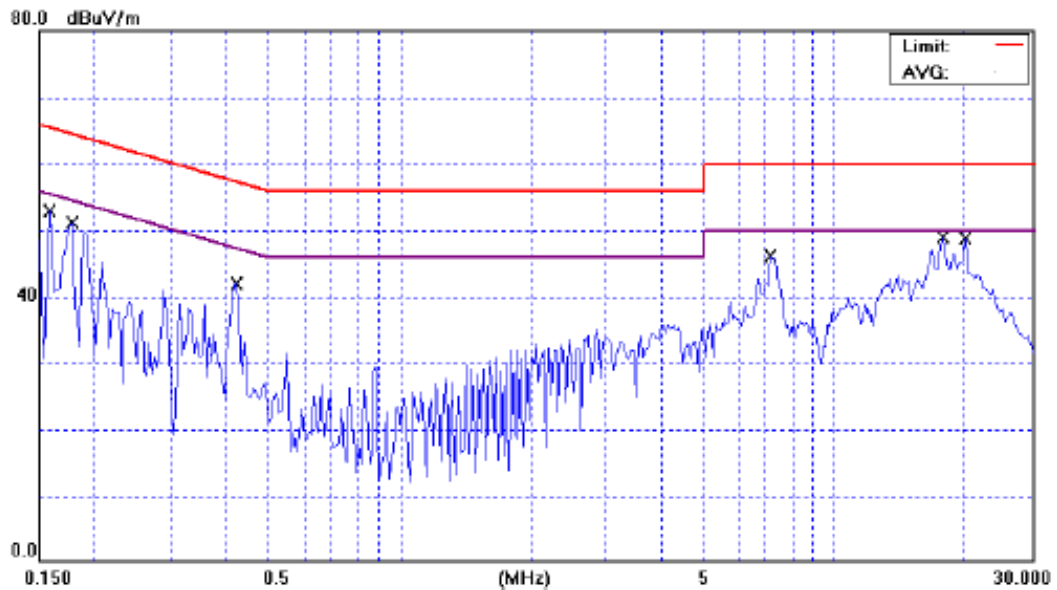
Phase: L1
 Power: AC110V/60HZ
 Distance:

Temperature: 24 °C
 Humidity: 56 %
 Air Pressure: hpa

| Mk | Freq. MHz | Reading Level | | Measure- ment | Limit | Over | Detector | Comment |
|-----|--------------|---------------|------|------------------|--------|--------|----------|---------|
| | | dBuV/m | dB | dBuV/m | dBuV/m | dB | | |
| 1 | 0.1578 | 57.39 | 0.20 | 57.59 | 65.58 | -7.99 | QP | |
| 2 | 0.1578 | 35.65 | 0.20 | 35.85 | 55.58 | -19.73 | AVG | |
| 3 | 0.1773 | 51.22 | 0.20 | 51.42 | 64.61 | -13.19 | QP | |
| 4 | 0.1773 | 34.39 | 0.20 | 34.59 | 54.61 | -20.02 | AVG | |
| 5 | 1.0836 | 43.38 | 0.20 | 43.58 | 56.00 | -12.42 | QP | |
| 6 * | 1.0836 | 42.85 | 0.20 | 43.05 | 46.00 | -2.95 | AVG | |
| 7 | 1.2828 | 43.84 | 0.20 | 44.04 | 56.00 | -11.96 | QP | |
| 8 | 1.2828 | 42.03 | 0.20 | 42.23 | 46.00 | -3.77 | AVG | |
| 9 | 6.5094 | 43.82 | 0.53 | 44.35 | 60.00 | -15.65 | QP | |
| 10 | 6.5094 | 43.35 | 0.53 | 43.88 | 50.00 | -6.12 | AVG | |
| 11 | 17.5055 | 46.16 | 0.70 | 46.86 | 60.00 | -13.14 | QP | |
| 12 | 17.5055 | 40.79 | 0.70 | 41.49 | 50.00 | -8.51 | AVG | |

Unless otherwise stated the results shown in this test report refer only to the sample(s) tested and such sample(s) are retained for 90 days only. This test report cannot be reproduced, except in full, without prior written permission of the Company. 除非另有說明，此報告結果僅對測試之樣品負責，同時此樣品僅保留90天。本報告未經本公司書面許可，不可部份複製。

This document is issued by the Company subject to its General Conditions of Service (www.sgs.com/terms_and_conditions.htm) and Terms and Conditions for Electronic Documents (www.sgs.com/terms_e-document.htm). Attention is drawn to the limitations of liability, indemnification and jurisdictional issues established therein. Even if printed this electronic document is to be treated as an original within the meaning of UCP 600 article 20b. The authenticity of this document may be verified at www.sgsonsite.com/authentication. Any holder of this document is advised that information contained hereon reflects the Company's findings at the time of its intervention only and within the limits of client's instructions, if any. The Company's sole responsibility is to its Client and this document does not exonerate parties to a transaction from exercising all their rights and obligations under the transaction documents.



Site SGS CONDUCTED #1

Limit: EN55022 Class B Conduction(QP)

EUT: 互動反饋系統作答機

M/N: RF-15

Note: Operation mode

Phase: N

Power: AC110V/60HZ

Distance:

Temperature: 24 °C

Humidity: 56 %

Air Pressure: hpa

| Mk | Freq. MHz | Reading Level | | Measure- ment Limit | Over | Detector | Comment |
|-----|--------------|---------------|------|------------------------|--------|----------|---------|
| | | dBuV/m | dB | dBuV/m | dBuV/m | | |
| 1 | 0.1578 | 57.22 | 0.20 | 57.42 | 65.58 | -8.16 | QP |
| 2 | 0.1578 | 40.47 | 0.20 | 40.67 | 55.58 | -14.91 | AVG |
| 3 | 0.1773 | 51.02 | 0.20 | 51.22 | 64.61 | -13.39 | QP |
| 4 | 0.1773 | 36.47 | 0.20 | 36.67 | 54.61 | -17.94 | AVG |
| 5 | 0.4234 | 40.25 | 0.20 | 40.45 | 57.38 | -16.93 | QP |
| 6 * | 0.4234 | 39.89 | 0.20 | 40.09 | 47.38 | -7.29 | AVG |
| 7 | 7.2008 | 43.78 | 0.56 | 44.34 | 60.00 | -15.66 | QP |
| 8 | 7.2008 | 36.53 | 0.56 | 37.09 | 50.00 | -12.91 | AVG |
| 9 | 17.9625 | 44.98 | 0.76 | 45.74 | 60.00 | -14.26 | QP |
| 10 | 17.9625 | 36.90 | 0.76 | 37.66 | 50.00 | -12.34 | AVG |
| 11 | 20.2594 | 40.82 | 0.81 | 41.63 | 60.00 | -18.37 | QP |
| 12 | 20.2594 | 32.82 | 0.81 | 33.63 | 50.00 | -16.37 | AVG |

Unless otherwise stated the results shown in this test report refer only to the sample(s) tested and such sample(s) are retained for 90 days only. This test report cannot be reproduced, except in full, without prior written permission of the Company. 除非另有說明，此報告結果僅對測試之樣品負責，同時此樣品僅保留90天。本報告未經本公司書面許可，不可部份複製。

This document is issued by the Company subject to its General Conditions of Service (www.sgs.com/terms_and_conditions.htm) and Terms and Conditions for Electronic Documents (www.sgs.com/terms_e-document.htm). Attention is drawn to the limitations of liability, indemnification and jurisdictional issues established therein. Even if printed this electronic document is to be treated as an original within the meaning of UCP 600 article 20b. The authenticity of this document may be verified at www.sgsonsite.com/authentication. Any holder of this document is advised that information contained hereon reflects the Company's findings at the time of its intervention only and within the limits of client's instructions, if any. The Company's sole responsibility is to its Client and this document does not exonerate parties to a transaction from exercising all their rights and obligations under the transaction documents.

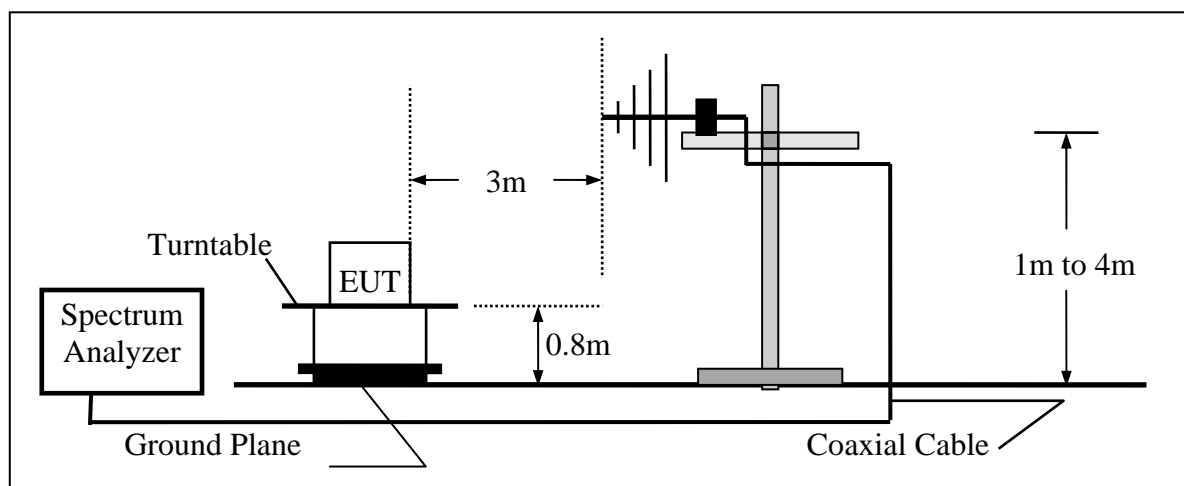
5. Radiated Emission Test

5.1 Measurement Procedure

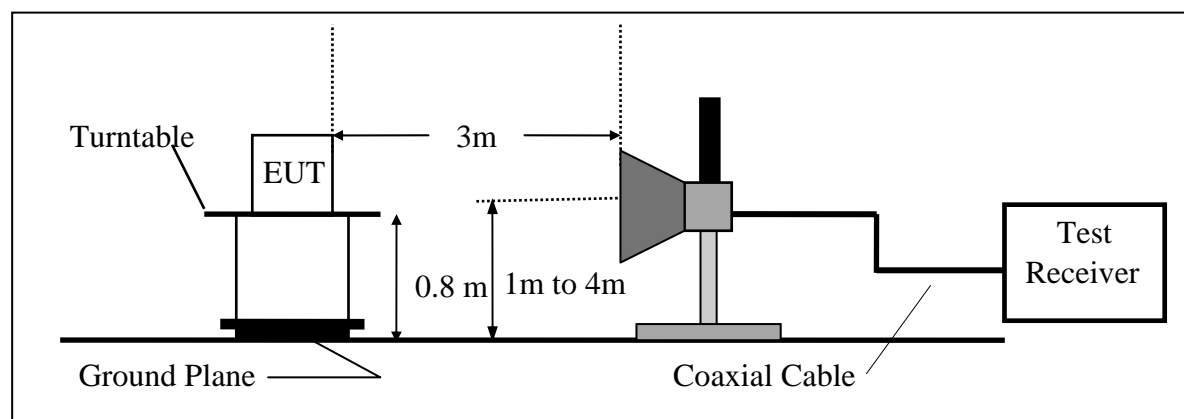
1. The EUT was placed on a turntable that is 0.8m above ground plane.
2. Maximum procedure was performed on the six highest emissions to ensure EUT compliance.
3. And also, each emission was to be maximized by changing the polarization of receiving antenna both horizontal and vertical.
4. Repeat above procedures until all frequency measured were complete.

5.2 Test SET-UP (Block Diagram of Configuration)

(A) Radiated Emission Test Set-Up, Frequency Below 1000MHz



(B) Radiated Emission Test Set-UP Frequency Over 1 GHz



Unless otherwise stated the results shown in this test report refer only to the sample(s) tested and such sample(s) are retained for 90 days only. This test report cannot be reproduced, except in full, without prior written permission of the Company. 除非另有說明，此報告結果僅對測試之樣品負責，同時此樣品僅保留90天。本報告未經本公司書面許可，不可部份複製。

This document is issued by the Company subject to its General Conditions of Service (www.sgs.com/terms_and_conditions.htm) and Terms and Conditions for Electronic Documents (www.sgs.com/terms_e-document.htm). Attention is drawn to the limitations of liability, indemnification and jurisdictional issues established therein. Even if printed this electronic document is to be treated as an original within the meaning of UCP 600 article 20b. The authenticity of this document may be verified at www.sgsonsite.com/authentication. Any holder of this document is advised that information contained hereon reflects the Company's findings at the time of its intervention only and within the limits of client's instructions, if any. The Company's sole responsibility is to its Client and this document does not exonerate parties to a transaction from exercising all their rights and obligations under the transaction documents.

5.3 Measurement Equipment Used:

| 966 Chamber | | | | | |
|-------------------|--------------|---------------------|---------------|------------|------------|
| EQUIPMENT TYPE | MFR | MODEL NUMBER | SERIAL NUMBER | LAST CAL. | CAL DUE. |
| Spectrum Analyzer | R&S | FSP 40 | 100034 | 02/12/2009 | 02/11/2010 |
| Loop antenna | MESSTEC | FLA30 | 03/10086 | 06/06/2007 | 06/05/2009 |
| Bilog Antenna | SCHWAZBECK | VULB9160 | 9160-3136 | 11/15/2008 | 11/14/2009 |
| Horn antenna | SCHWAZBECK | BBHA 9120D | 9120D-673 | 05/09/2008 | 05/08/2010 |
| Pre-Amplifier | Agilent | 8447D | 1937A02834 | 11/30/2008 | 11/29/2009 |
| Pre-Amplifier | Agilent | 8449B | 3008A01973 | 01/05/2009 | 01/04/2010 |
| Turn Table | HD | DT420 | N/A | N.C.R | N.C.R |
| Antenna Tower | HD | MA240-N | 240/657 | N.C.R | N.C.R |
| Controller | HD | HD100 | N/A | N.C.R | N.C.R |
| Low Loss Cable | HUBER+SUHNER | SUCOFLEX 104PEA-10M | 10m | 01/05/2009 | 01/04/2010 |
| Low Loss Cable | HUBER+SUHNER | SUCOFLEX 104PEA-3M | 3m | 01/05/2009 | 01/04/2010 |
| 3m Site | SGS | 966 chamber | N/A | 11/08/2008 | 11/09/2009 |

5.4 Field Strength Calculation

The field strength is calculated by adding the Antenna Factor and Cable Factor and subtracting the Amplifier Gain and Duty Cycle Correction Factor(if any) from the measured reading. The basic equation with a sample calculation is as follows:

$$FS = RA + AF + CL - AG$$

| | | |
|-------|------------------------|--|
| Where | FS = Field Strength | CL = Cable Attenuation Factor (Cable Loss) |
| | RA = Reading Amplitude | AG = Amplifier Gain |
| | AF = Antenna Factor | |

Unless otherwise stated the results shown in this test report refer only to the sample(s) tested and such sample(s) are retained for 90 days only. This test report cannot be reproduced, except in full, without prior written permission of the Company. 除非另有說明，此報告結果僅對測試之樣品負責，同時此樣品僅保留90天。本報告未經本公司書面許可，不可部份複製。

This document is issued by the Company subject to its General Conditions of Service (www.sgs.com/terms_and_conditions.htm) and Terms and Conditions for Electronic Documents (www.sgs.com/terms_e-document.htm). Attention is drawn to the limitations of liability, indemnification and jurisdictional issues established therein. Even if printed this electronic document is to be treated as an original within the meaning of UCP 600 article 20b. The authenticity of this document may be verified at www.sgsonsite.com/authentication. Any holder of this document is advised that information contained hereon reflects the Company's findings at the time of its intervention only and within the limits of client's instructions, if any. The Company's sole responsibility is to its Client and this document does not exonerate parties to a transaction from exercising all their rights and obligations under the transaction documents.

5.5 Measurement Result

Radiated Spurious Emission Measurement Result (below 1GHz)

| | | | |
|-----------------------|-----------|-----------|---------------|
| Operation Mode | TX CH Low | Test Date | Mar. 23, 2009 |
| Fundamental Frequency | 2433MHz | Test By | Bondi |
| Temperature | 25 °C | Pol | Ver./Hor |
| Humidity | 65 % | | |

| Freq. (MHz) | Ant.Pol. H/V | Detector Mode (PK/QP) | Reading (dBuV) | Factor (dB) | Actual FS (dBuV/m) | Limit3m (dBuV/m) | Safe Margin (dB) |
|----------------|-----------------|-----------------------------|-------------------|----------------|-----------------------|---------------------|---------------------|
| 51.34 | V | Peak | 50.61 | -14.42 | 36.19 | 40.00 | -3.81 |
| 96.93 | V | Peak | 54.39 | -16.63 | 37.76 | 43.50 | -5.74 |
| 191.99 | V | Peak | 50.00 | -15.37 | 34.63 | 43.50 | -8.87 |
| 288.99 | V | Peak | 53.51 | -13.13 | 40.38 | 46.00 | -5.62 |
| 313.24 | V | Peak | 49.60 | -12.50 | 37.10 | 46.00 | -8.90 |
| 455.83 | V | Peak | 44.93 | -9.44 | 35.49 | 46.00 | -10.51 |
| 96.93 | H | Peak | 49.58 | -16.63 | 32.95 | 43.50 | -10.55 |
| 167.74 | H | Peak | 50.90 | -13.70 | 37.20 | 43.50 | -6.30 |
| 191.99 | H | Peak | 54.10 | -15.37 | 38.73 | 43.50 | -4.77 |
| 288.99 | H | Peak | 54.33 | -13.13 | 41.20 | 46.00 | -4.80 |
| 313.24 | H | Peak | 53.96 | -12.50 | 41.46 | 46.00 | -4.54 |
| 623.64 | H | Peak | 43.19 | -5.85 | 37.34 | 46.00 | -8.66 |

Remark:

- 1 No further spurious emissions detected from the lowest internal frequency and 30MHz.
- 2 Measuring frequencies from the lowest internal frequency to the 1GHz.
- 3 Radiated emissions measured in frequency range from 30 MHz to 1000MHz were made with an instrument using Peak / QP detector mode.
- 4 Measurement result within this frequency range shown “ - ” in the table above means the reading of emissions are attenuated more than 20dB below the permissible limits or the field strength is too small to be measured.
- 5 The IF bandwidth of SPA between 30MHz to 1GHz was 100KHz, VBW=300KHz.

Unless otherwise stated the results shown in this test report refer only to the sample(s) tested and such sample(s) are retained for 90 days only. This test report cannot be reproduced, except in full, without prior written permission of the Company. 除非另有說明，此報告結果僅對測試之樣品負責，同時此樣品僅保留90天。本報告未經本公司書面許可，不可部份複製。

This document is issued by the Company subject to its General Conditions of Service (www.sgs.com/terms_and_conditions.htm) and Terms and Conditions for Electronic Documents (www.sgs.com/terms_e-document.htm). Attention is drawn to the limitations of liability, indemnification and jurisdictional issues established therein. Even if printed this electronic document is to be treated as an original within the meaning of UCP 600 article 20b. The authenticity of this document may be verified at www.sgsonsite.com/authentication. Any holder of this document is advised that information contained hereon reflects the Company's findings at the time of its intervention only and within the limits of client's instructions, if any. The Company's sole responsibility is to its Client and this document does not exonerate parties to a transaction from exercising all their rights and obligations under the transaction documents.

Radiated Spurious Emission Measurement Result (below 1GHz)

| | | | |
|-----------------------|-----------|-----------|---------------|
| Operation Mode | TX CH Mid | Test Date | Mar. 23, 2009 |
| Fundamental Frequency | 2458MHz | Test By | Bondi |
| Temperature | 25 °C | Pol | Ver./Hor |
| Humidity | 65 % | | |

| Freq. (MHz) | Ant.Pol. H/V | Detector Mode (PK/QP) | Reading (dBuV) | Factor (dB) | Actual FS (dBuV/m) | Limit3m (dBuV/m) | Safe Margin (dB) |
|----------------|-----------------|-----------------------------|-------------------|----------------|-----------------------|---------------------|---------------------|
| 31.94 | V | Peak | 51.00 | -14.90 | 36.10 | 40.00 | -3.90 |
| 51.34 | V | Peak | 49.59 | -14.42 | 35.17 | 40.00 | -4.83 |
| 96.93 | V | Peak | 51.90 | -16.63 | 35.27 | 43.50 | -8.23 |
| 288.99 | V | Peak | 53.62 | -13.13 | 40.49 | 46.00 | -5.51 |
| 313.24 | V | Peak | 49.87 | -12.50 | 37.37 | 46.00 | -8.63 |
| 455.83 | V | Peak | 45.26 | -9.44 | 35.82 | 46.00 | -10.18 |
| 48.43 | H | Peak | 50.81 | -14.32 | 36.49 | 40.00 | -3.51 |
| 119.24 | H | Peak | 52.23 | -14.76 | 37.47 | 43.50 | -6.03 |
| 191.99 | H | Peak | 51.95 | -15.37 | 36.58 | 43.50 | -6.92 |
| 288.99 | H | Peak | 55.31 | -13.13 | 42.18 | 46.00 | -3.82 |
| 313.24 | H | Peak | 53.86 | -12.50 | 41.36 | 46.00 | -4.64 |
| 337.49 | H | Peak | 51.13 | -11.97 | 39.16 | 46.00 | -6.84 |

Remark:

- 1 No further spurious emissions detected from the lowest internal frequency and 30MHz.
- 2 Measuring frequencies from the lowest internal frequency to the 1GHz.
- 3 Radiated emissions measured in frequency range from 30 MHz to 1000MHz were made with an instrument using Peak / QP detector mode.
- 4 Measurement result within this frequency range shown “ - ” in the table above means the reading of emissions are attenuated more than 20dB below the permissible limits or the field strength is too small to be measured.
- 5 The IF bandwidth of SPA between 30MHz to 1GHz was 100KHz, VBW=300KHz.

Unless otherwise stated the results shown in this test report refer only to the sample(s) tested and such sample(s) are retained for 90 days only. This test report cannot be reproduced, except in full, without prior written permission of the Company. 除非另有說明，此報告結果僅對測試之樣品負責，同時此樣品僅保留90天。本報告未經本公司書面許可，不可部份複製。

This document is issued by the Company subject to its General Conditions of Service (www.sgs.com/terms_and_conditions.htm) and Terms and Conditions for Electronic Documents (www.sgs.com/terms_e-document.htm). Attention is drawn to the limitations of liability, indemnification and jurisdictional issues established therein. Even if printed this electronic document is to be treated as an original within the meaning of UCP 600 article 20b. The authenticity of this document may be verified at www.sgsonsite.com/authentication. Any holder of this document is advised that information contained hereon reflects the Company's findings at the time of its intervention only and within the limits of client's instructions, if any. The Company's sole responsibility is to its Client and this document does not exonerate parties to a transaction from exercising all their rights and obligations under the transaction documents.

Radiated Spurious Emission Measurement Result (below 1GHz)

| | | | |
|-----------------------|------------|-----------|---------------|
| Operation Mode | TX CH High | Test Date | Mar. 23, 2009 |
| Fundamental Frequency | 2483MHz | Test By | Bondi |
| Temperature | 25 °C | Pol | Ver./Hor |
| Humidity | 65 % | | |

| Freq. (MHz) | Ant.Pol. H/V | Detector Mode (PK/QP) | Reading (dBuV) | Factor (dB) | Actual FS (dBuV/m) | Limit3m (dBuV/m) | Safe Margin (dB) |
|----------------|-----------------|-----------------------------|-------------------|----------------|-----------------------|---------------------|---------------------|
| 119.24 | V | Peak | 47.53 | -14.76 | 32.77 | 43.50 | -10.73 |
| 167.74 | V | Peak | 51.76 | -13.70 | 38.06 | 43.50 | -5.44 |
| 240.49 | V | Peak | 53.00 | -14.54 | 38.46 | 46.00 | -7.54 |
| 288.99 | V | Peak | 53.79 | -13.13 | 40.66 | 46.00 | -5.34 |
| 313.24 | V | Peak | 54.25 | -12.50 | 41.75 | 46.00 | -4.25 |
| 623.64 | V | Peak | 43.13 | -5.85 | 37.28 | 46.00 | -8.72 |
| 51.34 | H | Peak | 49.92 | -14.42 | 35.50 | 40.00 | -4.50 |
| 96.93 | H | Peak | 54.74 | -16.63 | 38.11 | 43.50 | -5.39 |
| 191.99 | H | Peak | 49.38 | -15.37 | 34.01 | 43.50 | -9.49 |
| 288.99 | H | Peak | 52.43 | -13.13 | 39.30 | 46.00 | -6.70 |
| 313.24 | H | Peak | 50.41 | -12.50 | 37.91 | 46.00 | -8.09 |
| 455.83 | H | Peak | 45.35 | -9.44 | 35.91 | 46.00 | -10.09 |

Remark:

- 1 No further spurious emissions detected from the lowest internal frequency and 30MHz.
- 2 Measuring frequencies from the lowest internal frequency to the 1GHz.
- 3 Radiated emissions measured in frequency range from 30 MHz to 1000MHz were made with an instrument using Peak / QP detector mode.
- 4 Measurement result within this frequency range shown “ - ” in the table above means the reading of emissions are attenuated more than 20dB below the permissible limits or the field strength is too small to be measured.
- 5 The IF bandwidth of SPA between 30MHz to 1GHz was 100KHz, VBW=300KHz.

Unless otherwise stated the results shown in this test report refer only to the sample(s) tested and such sample(s) are retained for 90 days only. This test report cannot be reproduced, except in full, without prior written permission of the Company. 除非另有說明，此報告結果僅對測試之樣品負責，同時此樣品僅保留90天。本報告未經本公司書面許可，不可部份複製。

This document is issued by the Company subject to its General Conditions of Service (www.sgs.com/terms_and_conditions.htm) and Terms and Conditions for Electronic Documents (www.sgs.com/terms_e-document.htm). Attention is drawn to the limitations of liability, indemnification and jurisdictional issues established therein. Even if printed this electronic document is to be treated as an original within the meaning of UCP 600 article 20b. The authenticity of this document may be verified at www.sgsonsite.com/authentication. Any holder of this document is advised that information contained hereon reflects the Company's findings at the time of its intervention only and within the limits of client's instructions, if any. The Company's sole responsibility is to its Client and this document does not exonerate parties to a transaction from exercising all their rights and obligations under the transaction documents.

Radiated Spurious Emission Measurement Result (above 1GHz)

Operation Mode: TX CH Low

Test Date : Mar. 23, 2009

Fundamental Frequency: 2433MHz

Test By: Bondi

Temperature : 25 °C

Pol: Vertical

Humidity : 65 %

| Freq. (MHz) | Ant.Pol. H/V | Peak Reading (dBuV) | AV Reading (dBuV) | Factor (dB) | Actual Peak FS (dBuV/m) | Actual AV FS (dBuV/m) | Peak Limit at 3m (dBuV/m) | AV Limit at 3m (dBuV/m) | Margin (dB) | |
|----------------|-----------------|---------------------------|-------------------------|----------------|-------------------------------|-----------------------------|---------------------------------|-------------------------------|----------------|---|
| 2433.0 | V | 87.05 | -- | -1.19 | 85.86 | -- | 114.00 | 94.00 | -8.14 | F |
| 4866.0 | V | 37.53 | -- | 6.15 | 43.68 | -- | 74.00 | 54.00 | -10.32 | H |
| 7299.0 | V | -- | -- | | | -- | 74.00 | 54.00 | | H |
| 9732.0 | V | -- | -- | | | -- | 74.00 | 54.00 | | H |
| 12165.0 | V | -- | -- | | | -- | 74.00 | 54.00 | | H |
| 14598.0 | V | -- | -- | | | -- | 74.00 | 54.00 | | H |
| 17031.0 | V | -- | -- | | | -- | 74.00 | 54.00 | | H |
| 19464.0 | V | -- | -- | | | -- | 74.00 | 54.00 | | H |
| 21897.0 | V | -- | -- | | | -- | 74.00 | 54.00 | | H |
| 24330.0 | V | -- | -- | | | -- | 74.00 | 54.00 | | H |

Remark:

- 1 Measuring frequencies from the lowest internal frequency to the 10th of fundamental frequency
- 2 Field strength limits for frequency above 1000MHz are based on average limits. However, Peak mode field strength shall not exceed the average limits specified plus 20dB.
- 3 "F" denotes fundamental frequency; "H" denotes harmonics frequency. "S" denotes spurious frequency.
- 4 Measurement of data within this frequency range shown " - " in the table above means the reading of emissions are attenuated more than 20dB below the permissible limits or the field strength is too small to be measured.
- 5 Spectrum Peak mode IF bandwidth Setting : 1GHz- 26GHz, RBW= 1MHz, Sweep time= 200 ms., the VBW setting was 3 MHz.
- 6 Spectrum AV mode if bandwidth Setting : 1GHz- 26GHz, RBW= 1MHz, VBW= 10Hz, Sweep time= 200 ms.

Unless otherwise stated the results shown in this test report refer only to the sample(s) tested and such sample(s) are retained for 90 days only. This test report cannot be reproduced, except in full, without prior written permission of the Company. 除非另有說明，此報告結果僅對測試之樣品負責，同時此樣品僅保留90天。本報告未經本公司書面許可，不可部份複製。

This document is issued by the Company subject to its General Conditions of Service (www.sgs.com/terms_and_conditions.htm) and Terms and Conditions for Electronic Documents (www.sgs.com/terms_e-document.htm). Attention is drawn to the limitations of liability, indemnification and jurisdictional issues established therein. Even if printed this electronic document is to be treated as an original within the meaning of UCP 600 article 20b. The authenticity of this document may be verified at www.sgsonsite.com/authentication. Any holder of this document is advised that information contained hereon reflects the Company's findings at the time of its intervention only and within the limits of client's instructions, if any. The Company's sole responsibility is to its Client and this document does not exonerate parties to a transaction from exercising all their rights and obligations under the transaction documents.

Radiated Spurious Emission Measurement Result (above 1GHz)

Operation Mode: TX CH Low

Test Date : Mar. 23, 2009

Fundamental Frequency: 2433MHz

Test By: Bondi

Temperature : 25 °C

Pol: Horizontal

Humidity : 65 %

| Freq. | Ant.Pol. | Peak Reading | AV Reading | Factor | Actual Peak FS | Actual AV FS | Peak Limit at 3m | AV Limit at 3m | Margin | |
|---------|----------|--------------|------------|--------|----------------|--------------|------------------|----------------|--------|---|
| (MHz) | H/V | (dBuV) | (dBuV) | (dB) | (dBuV/m) | (dBuV/m) | (dBuV/m) | (dBuV/m) | (dB) | |
| 2433.0 | V | 88.58 | -- | -1.19 | 87.39 | -- | 114.00 | 94.00 | -6.61 | F |
| 1351.0 | V | 40.72 | -- | -6.56 | 34.16 | -- | 74.00 | 54.00 | -19.84 | S |
| 4866.0 | V | 41.16 | -- | 6.15 | 47.31 | -- | 74.00 | 54.00 | -6.69 | H |
| 7299.0 | V | -- | -- | | | -- | 74.00 | 54.00 | | H |
| 9732.0 | V | -- | -- | | | -- | 74.00 | 54.00 | | H |
| 12165.0 | V | -- | -- | | | -- | 74.00 | 54.00 | | H |
| 14598.0 | V | -- | -- | | | -- | 74.00 | 54.00 | | H |
| 17031.0 | V | -- | -- | | | -- | 74.00 | 54.00 | | H |
| 19464.0 | V | -- | -- | | | -- | 74.00 | 54.00 | | H |
| 21897.0 | V | -- | -- | | | -- | 74.00 | 54.00 | | H |
| 24330.0 | V | -- | -- | | | -- | 74.00 | 54.00 | | H |

Remark:

- 1 Measuring frequencies from the lowest internal frequency to the 10th of fundamental frequency
- 2 Field strength limits for frequency above 1000MHz are based on average limits. However, Peak mode field strength shall not exceed the average limits specified plus 20dB.
- 3 "F" denotes fundamental frequency; "H" denotes harmonics frequency. "S" denotes spurious frequency.
- 4 Measurement of data within this frequency range shown " - " in the table above means the reading of emissions are attenuated more than 20dB below the permissible limits or the field strength is too small to be measured.
- 5 Spectrum Peak mode IF bandwidth Setting : 1GHz- 26GHz, RBW= 1MHz, Sweep time= 200 ms., the VBW setting was 3 MHz.
- 6 Spectrum AV mode if bandwidth Setting : 1GHz- 26GHz, RBW= 1MHz, VBW= 10Hz, Sweep time= 200 ms.

Unless otherwise stated the results shown in this test report refer only to the sample(s) tested and such sample(s) are retained for 90 days only. This test report cannot be reproduced, except in full, without prior written permission of the Company. 除非另有說明，此報告結果僅對測試之樣品負責，同時此樣品僅保留90天。本報告未經本公司書面許可，不可部份複製。

This document is issued by the Company subject to its General Conditions of Service (www.sgs.com/terms_and_conditions.htm) and Terms and Conditions for Electronic Documents (www.sgs.com/terms_e-document.htm). Attention is drawn to the limitations of liability, indemnification and jurisdictional issues established therein. Even if printed this electronic document is to be treated as an original within the meaning of UCP 600 article 20b. The authenticity of this document may be verified at www.sgsonsite.com/authentication. Any holder of this document is advised that information contained hereon reflects the Company's findings at the time of its intervention only and within the limits of client's instructions, if any. The Company's sole responsibility is to its Client and this document does not exonerate parties to a transaction from exercising all their rights and obligations under the transaction documents.

Radiated Spurious Emission Measurement Result (above 1GHz)

Operation Mode: TX CH Mid
 Fundamental Frequency: 2458MHz
 Temperature : 25 °C
 Humidity : 65 %

Test Date : Mar. 23, 2009
 Test By: Bondi
 Pol: Vertical

| Freq. (MHz) | Ant.Pol. H/V | Peak Reading (dBuV) | AV Reading (dBuV) | Factor (dB) | Actual Peak FS (dBuV/m) | Actual AV FS (dBuV/m) | Peak Limit at 3m (dBuV/m) | AV Limit at 3m (dBuV/m) | Margin (dB) | |
|----------------|-----------------|---------------------------|-------------------------|----------------|-------------------------------|-----------------------------|---------------------------------|-------------------------------|----------------|---|
| 2458.0 | V | 86.66 | -- | -1.04 | 85.62 | -- | 114.00 | 94.00 | -8.38 | F |
| 4916.0 | V | 37.98 | -- | 6.26 | 44.24 | -- | 74.00 | 54.00 | -9.76 | H |
| 7374.0 | V | -- | -- | | | -- | 74.00 | 54.00 | | H |
| 9832.0 | V | -- | -- | | | -- | 74.00 | 54.00 | | H |
| 12290.0 | V | -- | -- | | | -- | 74.00 | 54.00 | | H |
| 14748.0 | V | -- | -- | | | -- | 74.00 | 54.00 | | H |
| 17206.0 | V | -- | -- | | | -- | 74.00 | 54.00 | | H |
| 19664.0 | V | -- | -- | | | -- | 74.00 | 54.00 | | H |
| 22122.0 | V | -- | -- | | | -- | 74.00 | 54.00 | | H |
| 24580.0 | V | -- | -- | | | -- | 74.00 | 54.00 | | H |

Remark:

- 1 Measuring frequencies from the lowest internal frequency to the 10th of fundamental frequency
- 2 Field strength limits for frequency above 1000MHz are based on average limits. However, Peak mode field strength shall not exceed the average limits specified plus 20dB.
- 3 "F" denotes fundamental frequency; "H" denotes harmonics frequency. "S" denotes spurious frequency.
- 4 Measurement of data within this frequency range shown " - " in the table above means the reading of emissions are attenuated more than 20dB below the permissible limits or the field strength is too small to be measured.
- 5 Spectrum Peak mode IF bandwidth Setting : 1GHz- 26GHz, RBW= 1MHz, Sweep time= 200 ms., the VBW setting was 3 MHz.
- 6 Spectrum AV mode if bandwidth Setting : 1GHz- 26GHz, RBW= 1MHz, VBW= 10Hz, Sweep time= 200 ms.

Unless otherwise stated the results shown in this test report refer only to the sample(s) tested and such sample(s) are retained for 90 days only. This test report cannot be reproduced, except in full, without prior written permission of the Company. 除非另有說明，此報告結果僅對測試之樣品負責，同時此樣品僅保留90天。本報告未經本公司書面許可，不可部份複製。

This document is issued by the Company subject to its General Conditions of Service (www.sgs.com/terms_and_conditions.htm) and Terms and Conditions for Electronic Documents (www.sgs.com/terms_e-document.htm). Attention is drawn to the limitations of liability, indemnification and jurisdictional issues established therein. Even if printed this electronic document is to be treated as an original within the meaning of UCP 600 article 20b. The authenticity of this document may be verified at www.sgsonsite.com/authentication. Any holder of this document is advised that information contained hereon reflects the Company's findings at the time of its intervention only and within the limits of client's instructions, if any. The Company's sole responsibility is to its Client and this document does not exonerate parties to a transaction from exercising all their rights and obligations under the transaction documents.

Radiated Spurious Emission Measurement Result (above 1GHz)

Operation Mode: TX CH Mid
Fundamental Frequency: 2458MHz
Temperature : 25 °C
Humidity : 65 %

Test Date : Mar. 23, 2009
Test By: Bondi
Pol: Horizontal

| Freq. (MHz) | Ant.Pol. H/V | Peak Reading (dBuV) | AV Reading (dBuV) | Factor (dB) | Actual Peak FS (dBuV/m) | Actual AV FS (dBuV/m) | Peak Limit at 3m (dBuV/m) | AV Limit at 3m (dBuV/m) | Margin (dB) | |
|----------------|-----------------|---------------------------|-------------------------|----------------|-------------------------------|-----------------------------|---------------------------------|-------------------------------|----------------|---|
| 2458.0 | V | 86.76 | -- | -1.04 | 85.72 | -- | 114.00 | 94.00 | -8.28 | F |
| 1058.5 | V | 41.26 | -- | -7.91 | 33.35 | -- | 74.00 | 54.00 | -20.65 | S |
| 1500.5 | V | 40.68 | -- | -5.90 | 34.78 | -- | 74.00 | 54.00 | -19.22 | S |
| 4916.0 | V | 41.06 | -- | 6.26 | 47.32 | -- | 74.00 | 54.00 | -6.68 | H |
| 7374.0 | V | -- | -- | | | -- | 74.00 | 54.00 | | H |
| 9832.0 | V | -- | -- | | | -- | 74.00 | 54.00 | | H |
| 12290.0 | V | -- | -- | | | -- | 74.00 | 54.00 | | H |
| 14748.0 | V | -- | -- | | | -- | 74.00 | 54.00 | | H |
| 17206.0 | V | -- | -- | | | -- | 74.00 | 54.00 | | H |
| 19664.0 | V | -- | -- | | | -- | 74.00 | 54.00 | | H |
| 22122.0 | V | -- | -- | | | -- | 74.00 | 54.00 | | H |
| 24580.0 | V | -- | -- | | | -- | 74.00 | 54.00 | | H |

Remark:

- 1 Measuring frequencies from the lowest internal frequency to the 10th of fundamental frequency
- 2 Field strength limits for frequency above 1000MHz are based on average limits. However, Peak mode field strength shall not exceed the average limits specified plus 20dB.
- 3 “F” denotes fundamental frequency; “H” denotes harmonics frequency. “S” denotes spurious frequency.
- 4 Measurement of data within this frequency range shown “ - ” in the table above means the reading of emissions are attenuated more than 20dB below the permissible limits or the field strength is too small to be measured.
- 5 Spectrum Peak mode IF bandwidth Setting : 1GHz- 26GHz, RBW= 1MHz, Sweep time= 200 ms., the VBW setting was 3 MHz.
- 6 Spectrum AV mode if bandwidth Setting : 1GHz- 26GHz, RBW= 1MHz, VBW= 10Hz, Sweep time= 200 ms.

Unless otherwise stated the results shown in this test report refer only to the sample(s) tested and such sample(s) are retained for 90 days only. This test report cannot be reproduced, except in full, without prior written permission of the Company. 除非另有說明，此報告結果僅對測試之樣品負責，同時此樣品僅保留90天。本報告未經本公司書面許可，不可部份複製。

This document is issued by the Company subject to its General Conditions of Service (www.sgs.com/terms_and_conditions.htm) and Terms and Conditions for Electronic Documents (www.sgs.com/terms_e-document.htm). Attention is drawn to the limitations of liability, indemnification and jurisdictional issues established therein. Even if printed this electronic document is to be treated as an original within the meaning of UCP 600 article 20b. The authenticity of this document may be verified at www.sgsonsite.com/authentication. Any holder of this document is advised that information contained hereon reflects the Company's findings at the time of its intervention only and within the limits of client's instructions, if any. The Company's sole responsibility is to its Client and this document does not exonerate parties to a transaction from exercising all their rights and obligations under the transaction documents.

Radiated Spurious Emission Measurement Result (above 1GHz)

Operation Mode: TX CH High
 Fundamental Frequency: 2483MHz
 Temperature : 25 °C
 Humidity : 65 %

Test Date : Mar. 23, 2009
 Test By: Bondi
 Pol: Vertical

| Freq. (MHz) | Ant.Pol. H/V | Peak Reading (dBuV) | AV Reading (dBuV) | Factor (dB) | Actual Peak FS (dBuV/m) | Actual AV FS (dBuV/m) | Peak Limit at 3m (dBuV/m) | AV Limit at 3m (dBuV/m) | Margin (dB) | |
|----------------|-----------------|---------------------------|-------------------------|----------------|-------------------------------|-----------------------------|---------------------------------|-------------------------------|----------------|---|
| 2483.0 | V | 86.64 | -- | -0.92 | 85.72 | -- | 114.00 | 94.00 | -8.28 | F |
| 2483.5 | V | 66.29 | 44.83 | -0.92 | 65.37 | 43.91 | 74.00 | 54.00 | -10.09 | S |
| 4966.0 | V | 38.35 | -- | 6.39 | 44.74 | -- | 74.00 | 54.00 | -9.26 | H |
| 7449.0 | V | -- | -- | | | -- | 74.00 | 54.00 | | H |
| 9932.0 | V | -- | -- | | | -- | 74.00 | 54.00 | | H |
| 12415.0 | V | -- | -- | | | -- | 74.00 | 54.00 | | H |
| 14898.0 | V | -- | -- | | | -- | 74.00 | 54.00 | | H |
| 17381.0 | V | -- | -- | | | -- | 74.00 | 54.00 | | H |
| 19864.0 | V | -- | -- | | | -- | 74.00 | 54.00 | | H |
| 22347.0 | V | -- | -- | | | -- | 74.00 | 54.00 | | H |
| 24830.0 | V | -- | -- | | | -- | 74.00 | 54.00 | | H |

Remark:

- 1 Measuring frequencies from the lowest internal frequency to the 10th of fundamental frequency
- 2 Field strength limits for frequency above 1000MHz are based on average limits. However, Peak mode field strength shall not exceed the average limits specified plus 20dB.
- 3 "F" denotes fundamental frequency; "H" denotes harmonics frequency. "S" denotes spurious frequency.
- 4 Measurement of data within this frequency range shown " - " in the table above means the reading of emissions are attenuated more than 20dB below the permissible limits or the field strength is too small to be measured.
- 5 Spectrum Peak mode IF bandwidth Setting : 1GHz- 26GHz, RBW= 1MHz, Sweep time= 200 ms., the VBW setting was 3 MHz.
- 6 Spectrum AV mode if bandwidth Setting : 1GHz- 26GHz, RBW= 1MHz, VBW= 10Hz, Sweep time= 200 ms.

Unless otherwise stated the results shown in this test report refer only to the sample(s) tested and such sample(s) are retained for 90 days only. This test report cannot be reproduced, except in full, without prior written permission of the Company. 除非另有說明，此報告結果僅對測試之樣品負責，同時此樣品僅保留90天。本報告未經本公司書面許可，不可部份複製。

This document is issued by the Company subject to its General Conditions of Service (www.sgs.com/terms_and_conditions.htm) and Terms and Conditions for Electronic Documents (www.sgs.com/terms_e-document.htm). Attention is drawn to the limitations of liability, indemnification and jurisdictional issues established therein. Even if printed this electronic document is to be treated as an original within the meaning of UCP 600 article 20b. The authenticity of this document may be verified at www.sgsonsite.com/authentication. Any holder of this document is advised that information contained hereon reflects the Company's findings at the time of its intervention only and within the limits of client's instructions, if any. The Company's sole responsibility is to its Client and this document does not exonerate parties to a transaction from exercising all their rights and obligations under the transaction documents.

Radiated Spurious Emission Measurement Result (above 1GHz)

Operation Mode: TX CH High
 Fundamental Frequency: 2483MHz
 Temperature : 25 °C
 Humidity : 65 %

Test Date : Mar. 23, 2009
 Test By: Bondi
 Pol: Horizontal

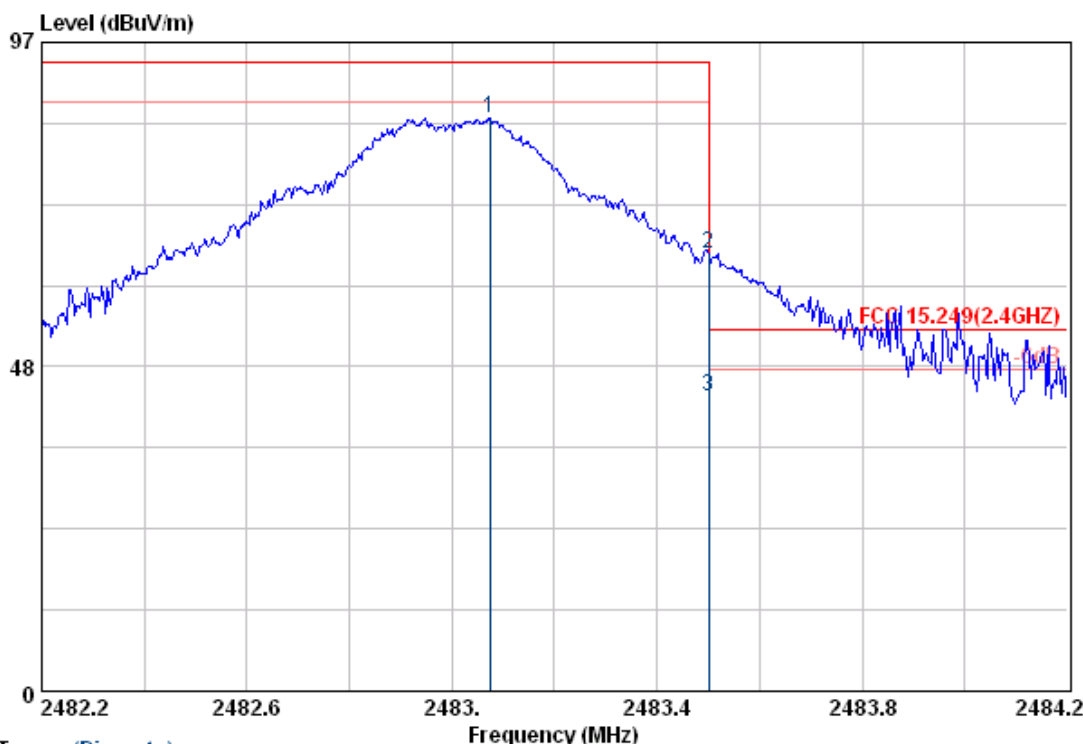
| Freq. (MHz) | Ant.Pol. H/V | Peak Reading (dBuV) | AV Reading (dBuV) | Factor (dB) | Actual Peak FS (dBuV/m) | Actual AV FS (dBuV/m) | Peak Limit at 3m (dBuV/m) | AV Limit at 3m (dBuV/m) | Margin (dB) | |
|----------------|-----------------|---------------------------|-------------------------|----------------|-------------------------------|-----------------------------|---------------------------------|-------------------------------|----------------|---|
| 2483.0 | V | 87.66 | -- | -0.92 | 86.74 | -- | 114.00 | 94.00 | -7.26 | F |
| 2483.5 | V | 66.60 | 45.10 | -0.92 | 65.68 | 44.18 | 74.00 | 54.00 | -9.82 | S |
| 4966.0 | V | 40.82 | -- | 6.36 | 47.18 | -- | 74.00 | 54.00 | -6.82 | H |
| 7449.0 | V | -- | -- | | | -- | 74.00 | 54.00 | | H |
| 9932.0 | V | -- | -- | | | -- | 74.00 | 54.00 | | H |
| 12415.0 | V | -- | -- | | | -- | 74.00 | 54.00 | | H |
| 14898.0 | V | -- | -- | | | -- | 74.00 | 54.00 | | H |
| 17381.0 | V | -- | -- | | | -- | 74.00 | 54.00 | | H |
| 19864.0 | V | -- | -- | | | -- | 74.00 | 54.00 | | H |
| 22347.0 | V | -- | -- | | | -- | 74.00 | 54.00 | | H |
| 24830.0 | V | -- | -- | | | -- | 74.00 | 54.00 | | H |

Remark:

- 1 Measuring frequencies from the lowest internal frequency to the 10th of fundamental frequency
- 2 Field strength limits for frequency above 1000MHz are based on average limits. However, Peak mode field strength shall not exceed the average limits specified plus 20dB.
- 3 “F” denotes fundamental frequency; “H” denotes harmonics frequency. “S” denotes spurious frequency.
- 4 Measurement of data within this frequency range shown “ - ” in the table above means the reading of emissions are attenuated more than 20dB below the permissible limits or the field strength is too small to be measured.
- 5 Spectrum Peak mode IF bandwidth Setting : 1GHz- 26GHz, RBW= 1MHz, Sweep time= 200 ms., the VBW setting was 3 MHz.
- 6 Spectrum AV mode if bandwidth Setting : 1GHz- 26GHz, RBW= 1MHz, VBW= 10Hz, Sweep time= 200 ms.

Unless otherwise stated the results shown in this test report refer only to the sample(s) tested and such sample(s) are retained for 90 days only. This test report cannot be reproduced, except in full, without prior written permission of the Company. 除非另有說明，此報告結果僅對測試之樣品負責，同時此樣品僅保留90天。本報告未經本公司書面許可，不可部份複製。

This document is issued by the Company subject to its General Conditions of Service (www.sgs.com/terms_and_conditions.htm) and Terms and Conditions for Electronic Documents (www.sgs.com/terms_e-document.htm). Attention is drawn to the limitations of liability, indemnification and jurisdictional issues established therein. Even if printed this electronic document is to be treated as an original within the meaning of UCP 600 article 20b. The authenticity of this document may be verified at www.sgsonsite.com/authentication. Any holder of this document is advised that information contained hereon reflects the Company's findings at the time of its intervention only and within the limits of client's instructions, if any. The Company's sole responsibility is to its Client and this document does not exonerate parties to a transaction from exercising all their rights and obligations under the transaction documents.



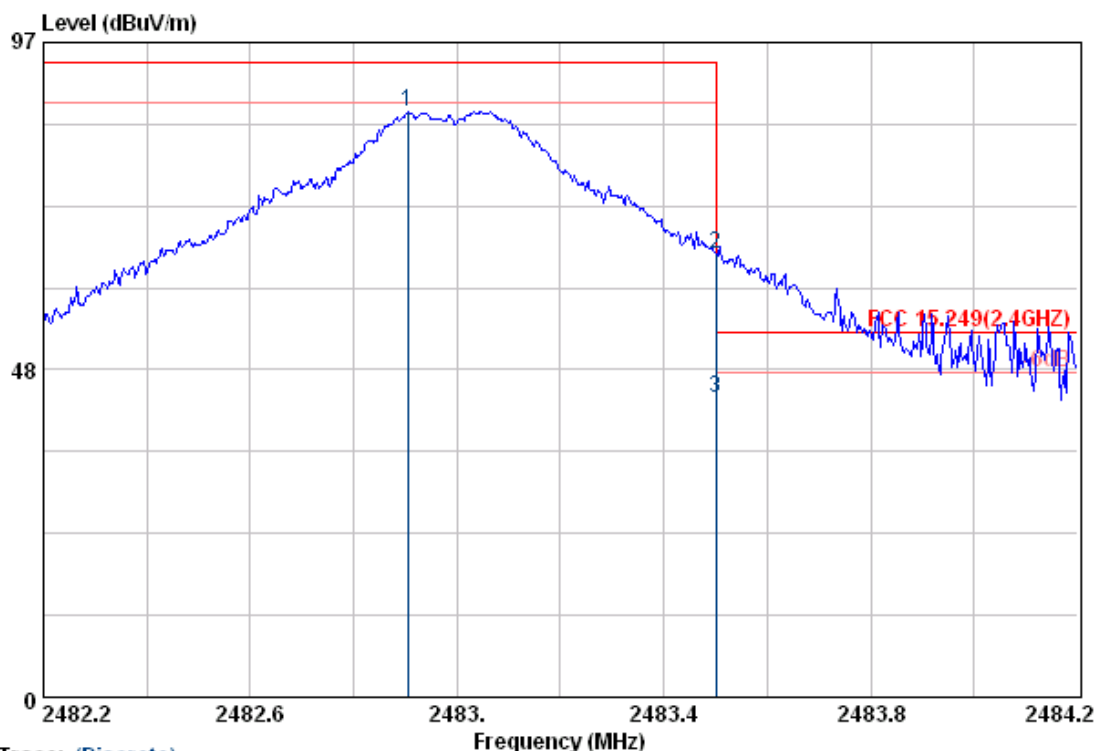
Trace: (Discrete)

Site : 1166 Site
 Condition : FCC 15.249(2.4GHz) 3m BBHA9120D VERTICAL 150cm 0deg
 Project No. : ER/2009/30001
 Applicant : 松博學習科技股份有限公司
 EUT Description : 互動反饋系統作答器
 EUT Model : RF-15
 Test Mode : TX CH HIGH(CH 250)
 Temp./Humid. : 25/65
 Operator : DANNY

| | Freq | ReadAntenna | Preampl | Cable | Factor | Level | Limit | Over | Remark |
|-----|---------|-------------|---------|-------|--------|--------|--------|-------|----------------|
| | MHz | dBuV | dB/m | dB | dB/m | dBuV/m | dBuV/m | dB | |
| 1 | 2483.07 | 86.64 | 27.52 | 33.78 | 5.34 | -0.92 | 85.72 | 94.00 | -8.28 Peak |
| 2 X | 2483.50 | 66.29 | 27.52 | 33.78 | 5.34 | -0.92 | 65.37 | 74.00 | -8.63 Peak |
| 3 | 2483.50 | 44.83 | 27.52 | 33.78 | 5.34 | -0.92 | 43.91 | 54.00 | -10.09 Average |

Unless otherwise stated the results shown in this test report refer only to the sample(s) tested and such sample(s) are retained for 90 days only. This test report cannot be reproduced, except in full, without prior written permission of the Company. 除非另有說明，此報告結果僅對測試之樣品負責，同時此樣品僅保留90天。本報告未經本公司書面許可，不可部份複製。

This document is issued by the Company subject to its General Conditions of Service (www.sgs.com/terms_and_conditions.htm) and Terms and Conditions for Electronic Documents (www.sgs.com/terms_e-document.htm). Attention is drawn to the limitations of liability, indemnification and jurisdictional issues established therein. Even if printed this electronic document is to be treated as an original within the meaning of UCP 600 article 20b. The authenticity of this document may be verified at www.sgsonsite.com/authentication. Any holder of this document is advised that information contained hereon reflects the Company's findings at the time of its intervention only and within the limits of client's instructions, if any. The Company's sole responsibility is to its Client and this document does not exonerate parties to a transaction from exercising all their rights and obligations under the transaction documents.



Trace: (Discrete)

Site : 1166 Site
Condition : FCC 15.249(2.4GHZ) 3m BBHA9120D HORIZONTAL 150cm 0deg
Project No. : ER/2009/30001
Applicant : 松博學習科技股份有限公司
EUT Description : 互動反饋系統作答器
EUT Model : RF-15
Test Mode : TX CH HIGH(CH 250)
Temp./Humid. : 25/65
Operator : DANNY

| | Freq | ReadAntenna | Preamp | Cable | | Level | Limit | Over | |
|-----|---------|-------------|--------|--------|------|--------|--------|-------|---------|
| | MHz | Level | Factor | Factor | Loss | dBuV/m | Line | Limit | Remark |
| | | dBuV | dB/m | dB | dB | | dBuV/m | dB | |
| 1 | 2482.90 | 87.66 | 27.52 | 33.78 | 5.34 | -0.92 | 86.74 | 94.00 | Peak |
| 2 X | 2483.50 | 66.60 | 27.52 | 33.78 | 5.34 | -0.92 | 65.68 | 74.00 | Peak |
| 3 | 2483.50 | 45.10 | 27.52 | 33.78 | 5.34 | -0.92 | 44.18 | 54.00 | Average |

Unless otherwise stated the results shown in this test report refer only to the sample(s) tested and such sample(s) are retained for 90 days only. This test report cannot be reproduced, except in full, without prior written permission of the Company. 除非另有說明，此報告結果僅對測試之樣品負責，同時此樣品僅保留90天。本報告未經本公司書面許可，不可部份複製。

This document is issued by the Company subject to its General Conditions of Service (www.sgs.com/terms_and_conditions.htm) and Terms and Conditions for Electronic Documents (www.sgs.com/terms_e-document.htm). Attention is drawn to the limitations of liability, indemnification and jurisdictional issues established therein. Even if printed this electronic document is to be treated as an original within the meaning of UCP 600 article 20b. The authenticity of this document may be verified at www.sgsonsite.com/authentication. Any holder of this document is advised that information contained hereon reflects the Company's findings at the time of its intervention only and within the limits of client's instructions, if any. The Company's sole responsibility is to its Client and this document does not exonerate parties to a transaction from exercising all their rights and obligations under the transaction documents.

6. 20 dB Band Width Measurement

6.1 Measurement Procedure

1. The EUT was placed on a turn table which is 0.8m above ground plane.
2. Set ETU normal operating mode.
3. Set SPA Center Frequency = fundamental frequency, RBW = 100kHz, VBW = 300kHz, Span = 3MHz.
4. Set SPA Max hold. Mark peak, -20dB.

6.2 Test SET-UP (Block Diagram of Configuration)

Same as 4.2 Radiated Emission Measurement.

6.3 Measurement Equipment Used:

Same as 4.2 Radiated Emission Measurement.

6.4 Measurement Results:

2433 Channel = 849.578kHz

2458 Channel = 877.089kHz

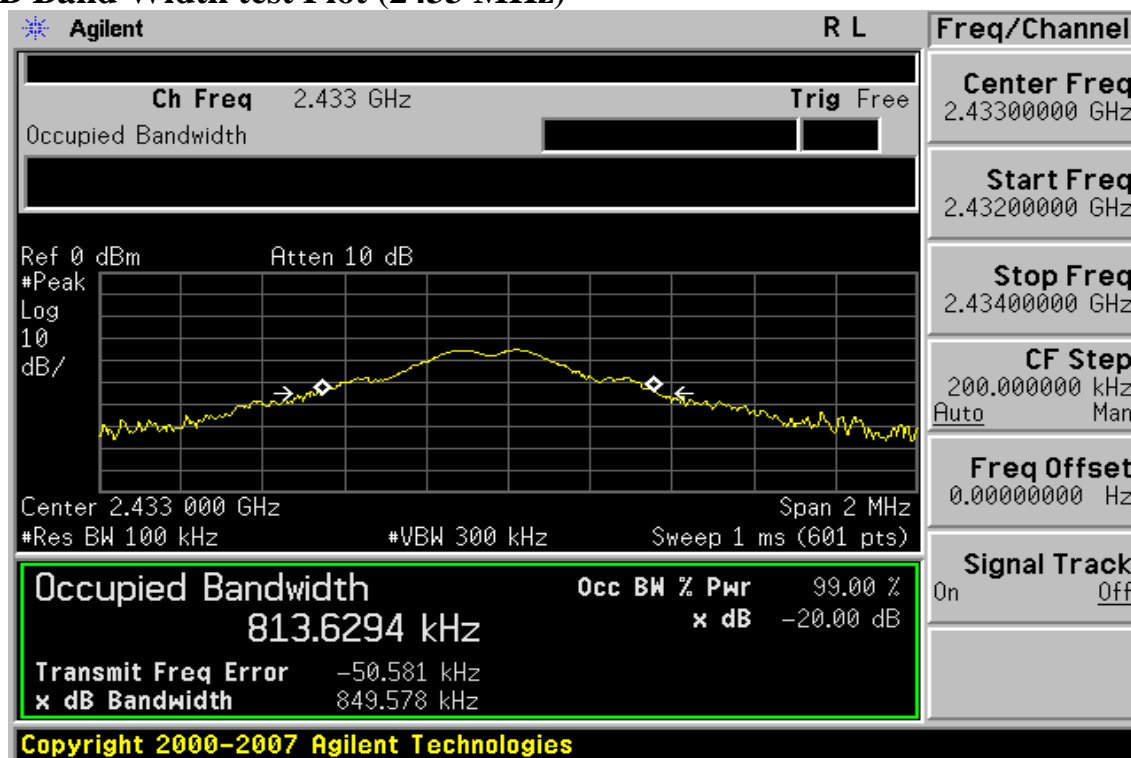
2483 Channel = 852.346MHz

Refer to attached data chart.

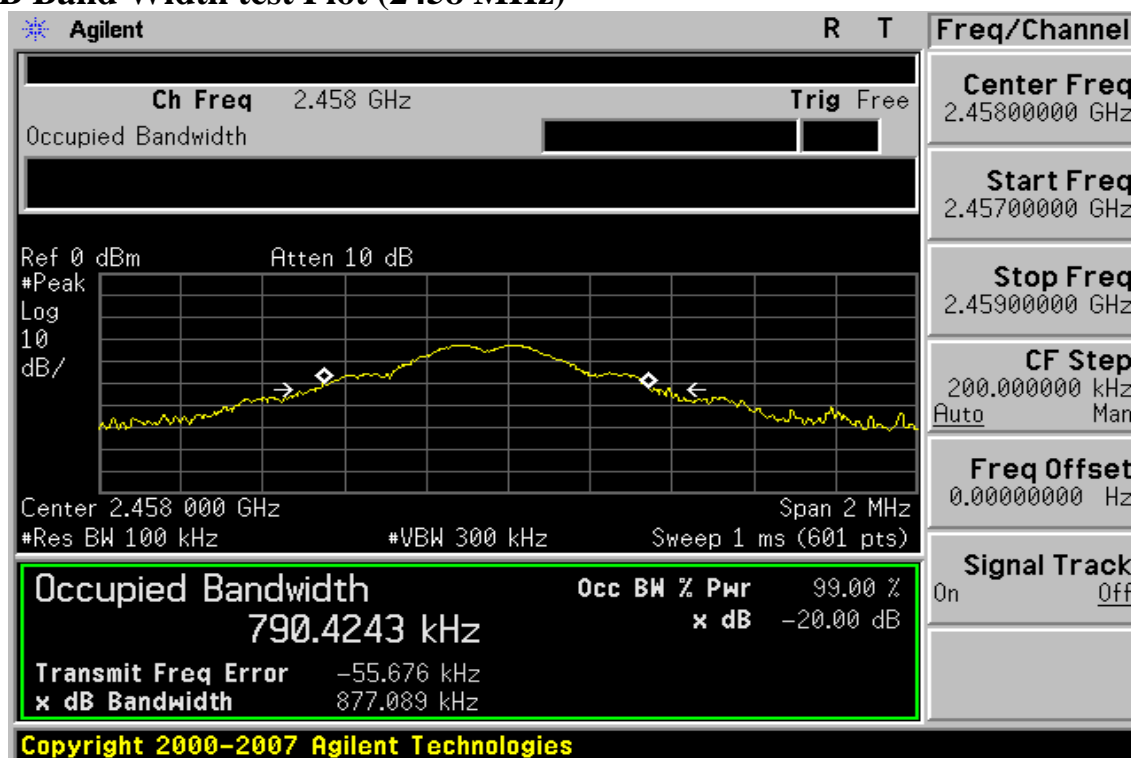
Unless otherwise stated the results shown in this test report refer only to the sample(s) tested and such sample(s) are retained for 90 days only. This test report cannot be reproduced, except in full, without prior written permission of the Company. 除非另有說明，此報告結果僅對測試之樣品負責，同時此樣品僅保留90天。本報告未經本公司書面許可，不可部份複製。

This document is issued by the Company subject to its General Conditions of Service (www.sgs.com/terms_and_conditions.htm) and Terms and Conditions for Electronic Documents (www.sgs.com/terms_e-document.htm). Attention is drawn to the limitations of liability, indemnification and jurisdictional issues established therein. Even if printed this electronic document is to be treated as an original within the meaning of UCP 600 article 20b. The authenticity of this document may be verified at www.sgsonsite.com/authentication. Any holder of this document is advised that information contained hereon reflects the Company's findings at the time of its intervention only and within the limits of client's instructions, if any. The Company's sole responsibility is to its Client and this document does not exonerate parties to a transaction from exercising all their rights and obligations under the transaction documents.

20dB Band Width test Plot (2433 MHz)



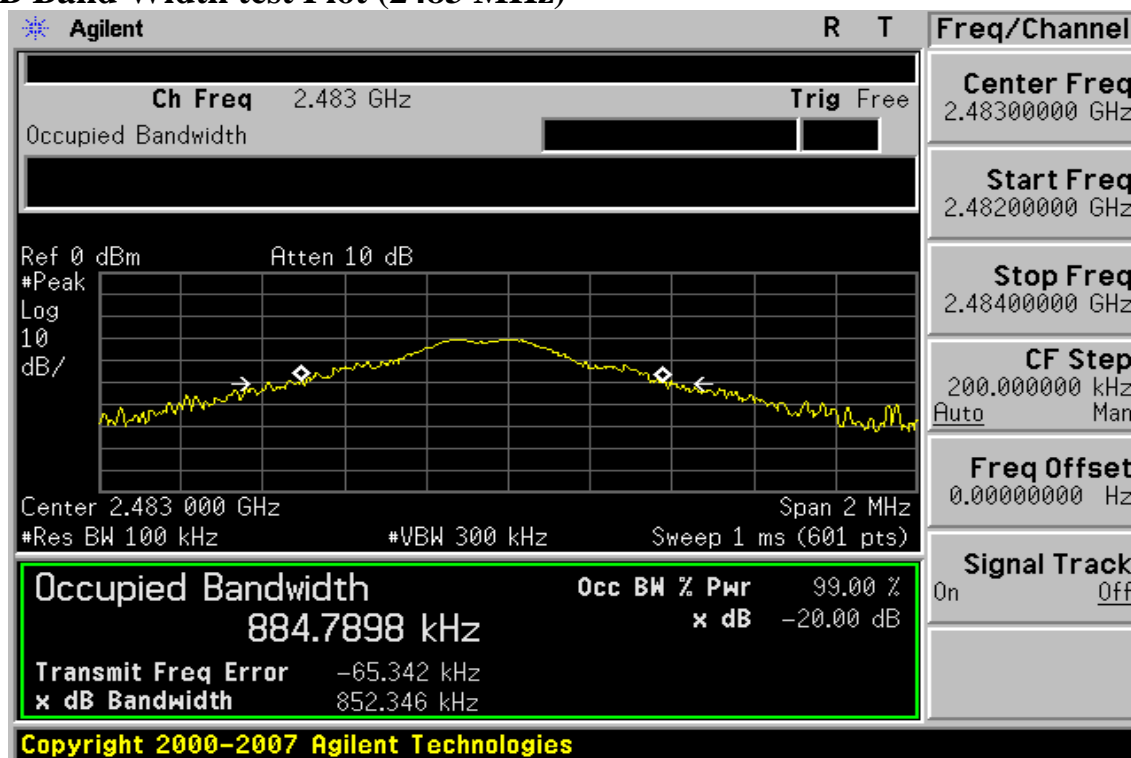
20dB Band Width test Plot (2458 MHz)



Unless otherwise stated the results shown in this test report refer only to the sample(s) tested and such sample(s) are retained for 90 days only. This test report cannot be reproduced, except in full, without prior written permission of the Company. 除非另有說明，此報告結果僅對測試之樣品負責，同時此樣品僅保留90天。本報告未經本公司書面許可，不可部份複製。

This document is issued by the Company subject to its General Conditions of Service (www.sgs.com/terms_and_conditions.htm) and Terms and Conditions for Electronic Documents (www.sgs.com/terms_e-document.htm). Attention is drawn to the limitations of liability, indemnification and jurisdictional issues established therein. Even if printed this electronic document is to be treated as an original within the meaning of UCP 600 article 20b. The authenticity of this document may be verified at www.sgs.com/authentication. Any holder of this document is advised that information contained hereon reflects the Company's findings at the time of its intervention only and within the limits of client's instructions, if any. The Company's sole responsibility is to its Client and this document does not exonerate parties to a transaction from exercising all their rights and obligations under the transaction documents.

20dB Band Width test Plot (2483 MHz)



Unless otherwise stated the results shown in this test report refer only to the sample(s) tested and such sample(s) are retained for 90 days only. This test report cannot be reproduced, except in full, without prior written permission of the Company. 除非另有說明，此報告結果僅對測試之樣品負責，同時此樣品僅保留90天。本報告未經本公司書面許可，不可部份複製。

This document is issued by the Company subject to its General Conditions of Service (www.sgs.com/terms_and_conditions.htm) and Terms and Conditions for Electronic Documents (www.sgs.com/terms_e-document.htm). Attention is drawn to the limitations of liability, indemnification and jurisdictional issues established therein. Even if printed this electronic document is to be treated as an original within the meaning of UCP 600 article 20b. The authenticity of this document may be verified at www.sgs.com/site/authentication. Any holder of this document is advised that information contained hereon reflects the Company's findings at the time of its intervention only and within the limits of client's instructions, if any. The Company's sole responsibility is to its Client and this document does not exonerate parties to a transaction from exercising all their rights and obligations under the transaction documents.