





Front View (button cover opened)



Front View (top cover opened)


Location of
Main Board

Main Board (Top) – no coating



White lines indicate areas where components are covered by encapsulation coating

Main Board (Top) – LCD lifted, no coating



RF Path

PCB Trace Antenna

White lines indicate areas where components are covered by encapsulation coating

Main Board (Bottom) – no coating

White lines indicate areas where components are covered by encapsulation coating

Radio

