


	XINZHENGSHENG ELECTRONIC CO.,LTD PRODUCT INTRODUCTION	FILE NO.: RD-0810-F010	
		ISSUE NO.: 1.0	
		ISSUE DATE: 2008-10-29	
		PAGE : 1 OF 2	
Instruction of CM3935    WII BALANCE BOARD			
<p>I .    Summary of Function</p> <p>WII Fit combinates fun and fitness in one product. It can change how you exercise, how you balance and even how you more. Designed for young an old. This board is the perfect solution for the active gamer, made of high quality material. Compatible with training modes on WII Fit like Yoga, balance games, aerobic and many more.</p> <p>II .    How to use</p> <p>Put  4* AA  batteries into the battery compartment , press the in-phase button, and find the code, press power switch and hold for 2 to 3 seconds,  standby.  Connect this product to WII console, when the weight of balance board is more than 15KG, the light around product will be lighting. If not, it will not be lighting.</p> <p>III.    Operating Parameters:</p> <p>1. Rated Voltage: (AA) 1.5V*4</p> <p>2. The max. range of measurement:  136KG</p> <p>3. External dimensions: (L) 452mm* (W) 301mm* (H) 58mm</p> <p>4. Net weight:  3.2 Kg</p> <p>IV.    Note:</p> <p>Please read the following informations carefully before use, and keep this instruction for future reference.</p> <p>1. Don't put this product in the fire to burn and avoid polluting the environment.</p> <p>Don't clean the surface with corrosive liquid and keep it away from scratches.</p> <p>2. Don't place this product in these circumstances: extreme hot, cold, too much dust or extreme humidity, or exposure in the sunshine directly.</p> <p>3. when spots and dust covering the shell ,please clean them up using dry fine cloth .don't' use detergent and other chemical solutions in case of eroding the surface or the inner components.</p> <p>4. Don't attempt to disassemble this product or replace any part of it, otherwise you maybe destroy it and lose the right of performing warranty .</p> <p>5. <b>Changes or modifications not expressly approved by the party responsible for compliance could void the user's authority to operate the equipment.</b></p>			
Approved		Made	

	XINZHENSHENG ELECTRONIC CO.,LTD PRODUCT INTRODUCTION	FILE NO.:	
		RD-0810-F010	
		ISSUE NO.: 1.0	
		ISSUE DATE:	
		2008-10-29	
		PAGE : 2 OF 2	
Instruction of CM3935    WII FIT BALANCEBOARD			
<p>6. This equipment has been tested and found to comply with the limits for a Class B digital device, pursuant to Part 15 of the FCC Rules. These limits are designed to provide reasonable protection against harmful interference in a residential installation. This equipment generates, uses and can radiate radio frequency energy and, if not installed and used in accordance with the instructions, may cause harmful interference to radio communications. However, there is no guarantee that interference will not occur in a particular installation.</p> <p>If this equipment does cause harmful interference to radio or television reception, which can be determined by turning the equipment off and on, the user is encouraged to try to correct the interference by one or more of the following measures:</p> <ul style="list-style-type: none"> <li>-- Reorient or relocate the receiving antenna.</li> <li>-- Increase the separation between the equipment and receiver.</li> <li>-- Connect the equipment into an outlet on a circuit different from that to which the receiver is connected.</li> <li>-- Consult the dealer or an experienced radio/TV technician for help.</li> </ul> <p>Please put it into the special recycle for disposal when you discard it.</p>			
Approved		Made	

