

## **Appendix B. Test Photos**


## **1 Photographs of Conducted Emissions Test Configuration**

**Mode 1**

**FRONT VIEW**



**REAR VIEW**




**SIDE VIEW**




**Mode 2**

**FRONT VIEW**



**REAR VIEW**





**SIDE VIEW**




**Mode 3**

**FRONT VIEW**



**REAR VIEW**



**SIDE VIEW**






**Mode 4**

**FRONT VIEW**




**REAR VIEW**






**SIDE VIEW**




## **2 Photographs of Radiated Emissions Test Configuration**

**For radiated emissions 9kHz~30MHz**

**FRONT VIEW**




**REAR VIEW**




**For radiated emissions 30MHz~1GHz  
Mode 1**

**FRONT VIEW**




**REAR VIEW**






**Mode 2**

**FRONT VIEW**




**REAR VIEW**




**Mode 3**

**FRONT VIEW**




**REAR VIEW**






**Mode 4**

**FRONT VIEW**




**REAR VIEW**






**For radiated emissions above 1GHz  
Mode 1**

**FRONT VIEW**




**REAR VIEW**



**Mode 3**

**FRONT VIEW**



**REAR VIEW**

