

## TEST SETUP PHOTOGRAPHS

**Conducted Emissions Front View-Test Mode:S1**



**Conducted Emissions Side View-Test Mode:S1**




**Conducted Emissions Front View-Test Mode:S1 Plus**



**Conducted Emissions Side View-Test Mode:S1 Plus**



**Radiated Emission 9k-30MHz Parallel View-Test Mode:S1**




**Radiated Emission 9k-30MHz Perpendicular View-Test Mode:S1**







**Radiated Emission 9k-30MHz Ground-parallel View-Test Mode:S1**



**Radiated Emission 30M-1GHz View-Test Mode:S1**




**Radiated Emission 9k-30MHz Parallel View-Test Mode:S1 Plus**




**Radiated Emission 9k-30MHz Perpendicular View-Test Mode:S1 Plus**



**Radiated Emission 9k-30MHz Ground-parallel View-Test Mode:S1 Plus**



**Radiated Emission 30M-1GHz View-Test Mode:S1 Plus**





**Radiated Emission 1-18GHz View-Test Mode:S1**



**Radiated Emission 18-25GHz View-Test Mode:S1**



**Radiated Emission 1-18GHz View-Test Mode:S1 Plus**



**Radiated Emission 18-25GHz View-Test Mode:S1 Plus**

