



SGS-CSTC Standards Technical Services Co., Ltd.
Shenzhen Branch

No. 1 Workshop, M-10, Middle section, Science & Technology Park, Nanshan
District, Shenzhen, Guangdong, China 518057

Telephone: +86 (0) 755 2601 2053
Fax: +86 (0) 755 2671 0594
Email: ee.shenzhen@sgs.com

Report No.: SZEM150200086203
Page: 1 of 21

FCC REPORT

Application No. : SZEM1502000862ET (SGS SZ No.:T51510170052EM)
Applicant: Guangdong Alpha Animation and Culture Co., Ltd
Product Name: Fly 'Em Fast! Donnie
Model No.(EUT): YW710720
Add Model No.: US710005, CA710005, US710720, CA710720
Product Description: Super Wings Remote Control Donnie
FCC ID: VVAYW710720
Standards: 47 CFR Part 15, Subpart C (2014)
Date of Receipt: 2015-02-26
Date of Test: 2015-03-25 to 2015-04-14
Date of Issue: 2015-12-11

Test Result:	PASS *
---------------------	---------------

* In the configuration tested, the EUT complied with the standards specified above.

This report supersedes our previous report SZEM150200086201, issued on 2015-11-11, which is hereby deemed null and void.

Authorized Signature:



Jack Zhang
EMC Laboratory Manager

The manufacturer should ensure that all products in series production are in conformity with the product sample detailed in this report. If the product in this report is used in any configuration other than that detailed in the report, the manufacturer must ensure the new system complies with all relevant standards. Any mention of SGS International Electrical Approvals or testing done by SGS International Electrical Approvals in connection with, distribution or use of the product described in this report must be approved by SGS International Electrical Approvals in writing.

The report must not be used by the client to claim product certification, approval, or endorsement by NVLAP, NIST, or any agency of the federal government. All test results in this report can be traceable to National or International Standards.

"This document is issued by the Company subject to its General Conditions of Service printed overleaf, available on request or accessible at www.sgs.com/terms_and_conditions.htm and, for electronic format documents, subject to Terms and Conditions for Electronic Documents at www.sgs.com/terms_e-document.htm. Attention is drawn to the limitation of liability, indemnification and jurisdiction issues defined therein. Any holder of this document is advised that information contained hereon reflects the Company's findings at the time of its intervention only and within the limits of Client's instructions, if any. The Company's sole responsibility is to its Client and this document does not exonerate parties to a transaction from exercising all their rights and obligations under the transaction documents. This document cannot be reproduced except in full, without prior written approval of the Company. Any unauthorized alteration, forgery or falsification of the content or appearance of this document is unlawful and offenders may be prosecuted to the fullest extent of the law. Unless otherwise stated the results shown in this test report refer only to the sample(s) tested and such sample(s) are retained for 90 days only."



SGS-CSTC Standards Technical Services Co., Ltd.
Shenzhen Branch

Report No.: SZEM150200086203

Page: 2 of 21

2 Version

Revision Record				
Version	Chapter	Date	Modifier	Remark
00		2015-11-11		Original
01		2015-12-11		New

Authorized for issue by:			
Tested By		 <hr/>	2015-03-25
			<hr/> Date
Prepared By		 <hr/>	2015-12-11
			<hr/> Date
Checked By		 <hr/>	2015-12-11
			<hr/> Date

"This document is issued by the Company subject to its General Conditions of Service printed overleaf, available on request or accessible at www.sgs.com/terms_and_conditions.htm and, for electronic format documents, subject to Terms and Conditions for Electronic Documents at www.sgs.com/terms_e-document.htm. Attention is drawn to the limitation of liability, indemnification and jurisdiction issues defined therein. Any holder of this document is advised that information contained hereon reflects the Company's findings at the time of its intervention only and within the limits of Client's instructions, if any. The Company's sole responsibility is to its Client and this document does not exonerate parties to a transaction from exercising all their rights and obligations under the transaction documents. This document cannot be reproduced except in full, without prior written approval of the Company. Any unauthorized alteration, forgery or falsification of the content or appearance of this document is unlawful and offenders may be prosecuted to the fullest extent of the law. Unless otherwise stated the results shown in this test report refer only to the sample(s) tested and such sample(s) are retained for 90 days only."



2 Test Summary

Test Item	Test Requirement	Test method	Result
Antenna Requirement	47 CFR Part 15, Subpart C Section 15.203	ANSI C63.10 (2009)	PASS
Radiated Emission	47 CFR Part 15, Subpart C Section 15.227	ANSI C63.10 (2009)	PASS
Occupied Bandwidth	47 CFR Part 15, Subpart C Section 15.215	ANSI C63.10 (2009)	PASS

Remark:

Model No.: YW710720, US710005, CA710005, US710720, CA710720.

Only the model YW710720 was tested, since the electrical circuit design, layout, components used and internal wiring were identical for the above models, with difference being model name.



3 Contents

	Page
1 COVER PAGE	1
2 VERSION	2
2 TEST SUMMARY	3
3 CONTENTS	4
4 GENERAL INFORMATION	5
4.1 CLIENT INFORMATION	5
4.2 GENERAL DESCRIPTION OF EUT	5
4.3 TEST ENVIRONMENT AND MODE	5
4.4 DESCRIPTION OF SUPPORT UNITS	6
4.5 TEST LOCATION	6
4.6 TEST FACILITY	7
4.7 DEVIATION FROM STANDARDS	7
4.8 ABNORMALITIES FROM STANDARD CONDITIONS	7
4.9 OTHER INFORMATION REQUESTED BY THE CUSTOMER	7
4.10 EQUIPMENT LIST	8
5 TEST RESULT & MEASUREMENT DATA	10
5.1 ANTENNA REQUIRMENT	10
5.2 RADIATED EMISSIONS	11
5.3 OCCUPIED BANDWIDTH	16
6 PHOTOGRAPHS - EUT TEST SETUP	18
TEST MODEL NO.: YW710720	18
6.1 RADIATED EMISSION	18
7 PHOTOGRAPHS - EUT CONSTRUCTION DETAILS	19-21



4 General Information

4.1 Client Information

Applicant:	Guangdong Alpha Animation and Culture Co., Ltd
Address of Applicant:	Auldey Industrial Area, Wenguan Rd., Chenghai, Shantou, Guangdong, China

4.2 General Description of EUT

Product Name:	Fly 'Em Fast! Donnie
Model No.:	YW710720
Product Description:	Super Wings Remote Control Donnie
Sample Type:	Portable production
Request Age Grading:	3+
Operation Frequency:	27.145MHz
Channel Number:	1
Modulation Type	AM
Antenna Type:	Integral
Country of Origin:	China
Country of Destination:	US
Power Supply:	TX: DC 3.0V (2*1.5V "AAA" Size batteries)

4.3 Test Environment and Mode

Operating Environment:	
Temperature:	25.0 °C
Humidity:	52 % RH
Atmospheric Pressure:	1010mbar
Test mode:	
Transmitting mode:	Keep the EUT in transmitting mode



SGS-CSTC Standards Technical Services Co., Ltd. Shenzhen Branch

Report No.: SZEM150200086203

Page: 6 of 21

4.4 Description of Support Units

The EUT has been tested independent unit.

4.5 Test Location

All tests were performed at:

SGS-CSTC Standards Technical Services Co., Ltd., Shenzhen Branch E&E Lab,

No. 1 Workshop, M-10, Middle Section, Science & Technology Park, Shenzhen, Guangdong, China.
518057.

Tel: +86 755 2601 2053 Fax: +86 755 2671 0594

No tests were sub-contracted.



4.6 Test Facility

The test facility is recognized, certified, or accredited by the following organizations:

- **CNAS (No. CNAS L2929)**

CNAS has accredited SGS-CSTC Standards Technical Services Co., Ltd. Shenzhen Branch EMC Lab to ISO/IEC 17025:2005 General Requirements for the Competence of Testing and Calibration Laboratories (CNAS-CL01 Accreditation Criteria for the Competence of Testing and Calibration Laboratories) for the competence in the field of testing.

- **A2LA (Certificate No. 3816.01)**

SGS-CSTC Standards Technical Services Co., Ltd., Shenzhen EMC Laboratory is accredited by the American Association for Laboratory Accreditation(A2LA). Certificate No. 3816.01.

- **VCCI**

The 10m Semi-anechoic chamber and Shielded Room of SGS-CSTC Standards Technical Services Co., Ltd. have been registered in accordance with the Regulations for Voluntary Control Measures with Registration No.: G-823, R-4188, T-1153 and C-2383 respectively.

- **FCC – Registration No.: 556682**

SGS-CSTC Standards Technical Services Co., Ltd., Shenzhen EMC Laboratory has been registered and fully described in a report filed with the (FCC) Federal Communications Commission. The acceptance letter from the FCC is maintained in our files. Registration No.: 556682.

- **Industry Canada (IC)**

The 3m Semi-anechoic chambers and the 10m Semi-anechoic chambers of SGS-CSTC Standards Technical Services Co., Ltd. Shenzhen Branch EMC Lab have been registered by Certification and Engineering Bureau of Industry Canada for radio equipment testing with Registration No.: 4620C-2, 4620C-3.

4.7 Deviation from Standards

None.

4.8 Abnormalities from Standard Conditions

None.

4.9 Other Information Requested by the Customer

None.



SGS-CSTC Standards Technical Services Co., Ltd.
Shenzhen Branch

Report No.: SZEM150200086203

Page: 8 of 21

4.10 Equipment List

RE in Chamber						
Item	Test Equipment	Manufacturer	Model No.	Inventory No.	Cal. date (yyyy-mm-dd)	Cal.Due date (yyyy-mm-dd)
1	3m Semi-Anechoic Chamber	ETS-LINDGREN	N/A	SEL0017	2014-05-13	2015-05-13
2	EMI Test Receiver	Agilent Technologies	N9038A	SEL0312	2014-09-16	2015-09-16
3	EMI Test software	AUDIX	E3	SEL0050	N/A	N/A
4	BiConiLog Antenna (26-3000MHz)	ETS-LINDGREN	3142C	SEL0015	2014-11-15	2017-11-15
5	Double-ridged horn (1-18GHz)	ETS-LINDGREN	3117	SEL0006	2014-10-17	2015-10-17
6	Horn Antenna (18-26GHz)	ETS-LINDGREN	3160	SEL0076	2014-11-24	2017-11-24
7	Pre-amplifier (0.1-1300MHz)	Agilent Technologies	8447D	SEL0053	2014-05-13	2015-05-13
8	Pre-Amplifier (0.1-26.5GHz)	Compliance Directions Systems Inc.	PAP-0126	SEL0168	2014-10-17	2015-10-17
9	Coaxial cable	SGS	N/A	SEL0027	2014-05-13	2015-05-13
10	Coaxial cable	SGS	N/A	SEL0189	2014-05-13	2015-05-13
11	Coaxial cable	SGS	N/A	SEL0121	2014-05-13	2015-05-13
12	Coaxial cable	SGS	N/A	SEL0178	2014-05-13	2015-05-13
13	Band filter	Amindeon	82346	SEL0094	2014-05-13	2015-05-13
14	Barometer	Chang Chun	DYM3	SEL0088	2014-05-13	2015-05-13
15	DC Power Supply	Zhao Xin	RXN-305D	SEL0117	2014-10-09	2015-10-09
16	Humidity/ Temperature Indicator	Shanghai Qixiang	ZJ1-2B	SEL0103	2014-10-24	2015-10-24
17	Signal Generator (10M-27GHz)	Rohde & Schwarz	SMR27	SEL0067	2014-05-13	2015-05-13
18	Loop Antenna	Beijing Daze	ZN30401	SEL0203	2014-05-13	2015-05-13

"This document is issued by the Company subject to its General Conditions of Service printed overleaf, available on request or accessible at www.sgs.com/terms_and_conditions.htm and, for electronic format documents, subject to Terms and Conditions for Electronic Documents at www.sgs.com/terms_e-document.htm. Attention is drawn to the limitation of liability, indemnification and jurisdiction issues defined therein. Any holder of this document is advised that information contained hereon reflects the Company's findings at the time of its intervention only and within the limits of Client's instructions, if any. The Company's sole responsibility is to its Client and this document does not exonerate parties to a transaction from exercising all their rights and obligations under the transaction documents. This document cannot be reproduced except in full, without prior written approval of the Company. Any unauthorized alteration, forgery or falsification of the content or appearance of this document is unlawful and offenders may be prosecuted to the fullest extent of the law. Unless otherwise stated the results shown in this test report refer only to the sample(s) tested and such sample(s) are retained for 90 days only."



**SGS-CSTC Standards Technical Services Co., Ltd.
Shenzhen Branch**

Report No.: SZEM150200086203


Page: 9 of 21

RF connected test						
Item	Test Equipment	Manufacturer	Model No.	Inventory No.	Cal. date (yyyy-mm-dd)	Cal.Due date (yyyy-mm-dd)
1	DC Power Supply	Zhao Xin	RXN-305D	SEL0117	2014-10-09	2015-10-09
2	Humidity/ Temperature Indicator	HYGRO	ZJ1-2B	SEL0033	2014-10-24	2015-10-24
3	Spectrum Analyzer	Rohde & Schwarz	FSP	SEL0154	2014-10-17	2015-10-17
4	Coaxial cable	SGS	N/A	SEL0178	2014-05-13	2015-05-13
5	Coaxial cable	SGS	N/A	SEL0179	2014-05-13	2015-05-13
6	Barometer	ChangChun	DYM3	SEL0088	2014-05-13	2015-05-13
7	Signal Generator	Rohde & Schwarz	SML03	SEL0068	2014-04-25	2015-04-25
8	POWER METER	R & S	NRVS	SEL0144	2014-10-09	2015-10-09
9	Attenuator	Beijin feihang taida	TST-2-6dB	SEL0205	2014-04-25	2015-04-25

"This document is issued by the Company subject to its General Conditions of Service printed overleaf, available on request or accessible at www.sgs.com/terms_and_conditions.htm and, for electronic format documents, subject to Terms and Conditions for Electronic Documents at www.sgs.com/terms_e-document.htm. Attention is drawn to the limitation of liability, indemnification and jurisdiction issues defined therein. Any holder of this document is advised that information contained hereon reflects the Company's findings at the time of its intervention only and within the limits of Client's instructions, if any. The Company's sole responsibility is to its Client and this document does not exonerate parties to a transaction from exercising all their rights and obligations under the transaction documents. This document cannot be reproduced except in full, without prior written approval of the Company. Any unauthorized alteration, forgery or falsification of the content or appearance of this document is unlawful and offenders may be prosecuted to the fullest extent of the law. Unless otherwise stated the results shown in this test report refer only to the sample(s) tested and such sample(s) are retained for 90 days only."

5 Test Result & Measurement Data

5.1 Antenna Requirement

Standard Requirement:	47 CFR Part 15C Section 15.203
<p>15.203 Requirement:</p> <p>An intentional radiator shall be designed to ensure that no antenna other than that furnished by the responsible party shall be used with the device. The use of a permanently attached antenna or of an antenna that uses a unique coupling to the intentional radiator, the manufacturer may design the unit so that a broken antenna can be replaced by the user, but the use of a standard antenna jack or electrical connector is prohibited.</p>	
EUT Antenna:	 <p>The antenna is soldered on the main PCB, and the user can replace the antenna when it is broken.</p>



SGS-CSTC Standards Technical Services Co., Ltd. Shenzhen Branch

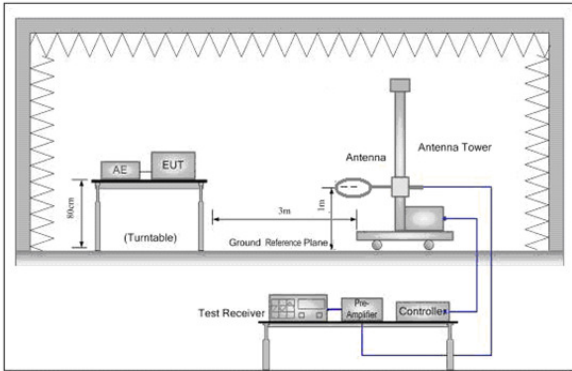
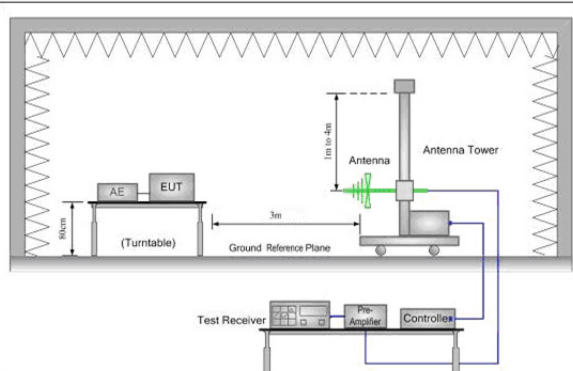
Report No.: SZEM150200086203
Page: 11 of 21

5.2 Radiated Emissions

Test Requirement:	47 CFR Part 15C Section 15.227				
Test Method:	ANSI C63.10: 2009				
Test Site:	3m (Semi-Anechoic Chamber)				
ERP Limit:	Carrier Power will not exceed 80dBuV/m at 3m (Average).				
Receiver Setup:	Frequency	Detector	RBW	VBW	Remark
	0.009MHz-0.090MHz	Peak	10kHz	30kHz	Peak
	0.009MHz-0.090MHz	Average	10kHz	30kHz	Average
	0.090MHz-0.110MHz	Quasi-peak	10kHz	30kHz	Quasi-peak
	0.110MHz-0.490MHz	Peak	10kHz	30kHz	Peak
	0.110MHz-0.490MHz	Average	10kHz	30kHz	Average
	0.490MHz -30MHz	Quasi-peak	10kHz	30kHz	Quasi-peak
	30MHz-1GHz	Quasi-peak	100 kHz	300kHz	Quasi-peak
	Above 1GHz	Peak	1MHz	3MHz	Peak
		Peak	1MHz	10Hz	Average
Limit:	Frequency	Field strength (microvolt/meter)	Limit (dBuV/m)	Remark	Measurement distance (m)
	0.009MHz-0.490MHz	2400/F(kHz)	-	-	300
	0.490MHz-.705MHz	24000/F(kHz)	-	-	30
	1.705MHz-30MHz	30	-	-	30
	30MHz-88MHz	100	40.0	Quasi-peak	3
	88MHz-216MHz	150	43.5	Quasi-peak	3
	216MHz-960MHz	200	46.0	Quasi-peak	3
	960MHz-1GHz	500	54.0	Quasi-peak	3
	Above 1GHz	500	54.0	Average	3
Note: 15.35(b), Unless otherwise specified, the limit on peak radio frequency emissions is 20dB above the maximum permitted average emission limit applicable to the equipment under test. This peak limit applies to the total peak emission level radiated by the device.					
Test Procedure:	<p>a. The EUT was placed on the top of a rotating table 0.8 meters above the ground at a 3 meter semi-anechoic camber. The table was rotated 360 degrees to determine the position of the highest radiation.</p> <p>b. The EUT was set 3 meters away from the interference-receiving antenna, which was mounted on the top of a variable-height antenna tower.</p> <p>c. The antenna height is varied from one meter to four meters above the ground to determine the maximum value of the field strength. Both horizontal and vertical polarizations of the antenna are set to make the measurement.</p> <p>d. For each suspected emission, the EUT was arranged to its worst case and then</p>				

"This document is issued by the Company subject to its General Conditions of Service printed overleaf, available on request or accessible at www.sgs.com/terms_and_conditions.htm and, for electronic format documents, subject to Terms and Conditions for Electronic Documents at www.sgs.com/terms_e-document.htm. Attention is drawn to the limitation of liability, indemnification and jurisdiction issues defined therein. Any holder of this document is advised that information contained hereon reflects the Company's findings at the time of its intervention only and within the limits of Client's instructions, if any. The Company's sole responsibility is to its Client and this document does not exonerate parties to a transaction from exercising all their rights and obligations under the transaction documents. This document cannot be reproduced except in full, without prior written approval of the Company. Any unauthorized alteration, forgery or falsification of the content or appearance of this document is unlawful and offenders may be prosecuted to the fullest extent of the law. Unless otherwise stated the results shown in this test report refer only to the sample(s) tested and such sample(s) are retained for 90 days only."

	<p>the antenna was tuned to heights from 1 meter to 4 meters (for the test frequency of below 30MHz, the antenna was tuned to heights 1 meter) and the rotatable table was turned from 0 degrees to 360 degrees to find the maximum reading.</p> <p>e. The test-receiver system was set to Peak Detect Function and Specified Bandwidth with Maximum Hold Mode.</p> <p>f. If the emission level of the EUT in peak mode was 10dB lower than the limit specified, then testing could be stopped and the peak values of the EUT would be reported. Otherwise the emissions that did not have 10dB margin would be re-tested one by one using peak, quasi-peak or average method as specified and then reported in a data sheet.</p> <p>g. The radiation measurements are performed in X, Y, Z axis positioning. And found the X axis positioning which it is worse case, only the test worst case mode is recorded in the report.</p>
--	---

Test Setup:	
<div style="display: flex; justify-content: space-around;"> <div style="text-align: center;">  <p>Figure 1. Below 30MHz</p> </div> <div style="text-align: center;">  <p>Figure 2. 30MHz to 1GHz</p> </div> </div>	
Test Mode:	Transmitting mode
Instruments Used:	Refer to section 4.10 for details
Test Result:	Pass





**SGS-CSTC Standards Technical Services Co., Ltd.
Shenzhen Branch**

Report No.: SZEM150200086203

Page: 13 of 21

27.145MHz Mode

Test Procedure: For testing performed with the loop antenna, testing was performed in accordance to ANSI C63.10: 2009. The center of the loop was positioned 1 m above the ground and positioned with its plane vertical at the specified distance from the EUT. During testing the loop was rotated about its vertical axis for maximum response at each azimuth and also investigated with the loop positioned in the horizontal plane.

Test Result:

Intentional emission

Test Frequency (MHz)	Peak (dB μ V/m)		Limits (dB μ V/m)	Margin (dB)	
	Vertical	Horizontal		Vertical	Horizontal
27.145	77.55	68.31	100.00	22.45	31.69

Test Frequency (MHz)	Average (dB μ V/m)		Limits (dB μ V/m)	Margin (dB)	
	Vertical	Horizontal		Vertical	Horizontal
27.145	62.55	52.31	80.00	17.45	27.69



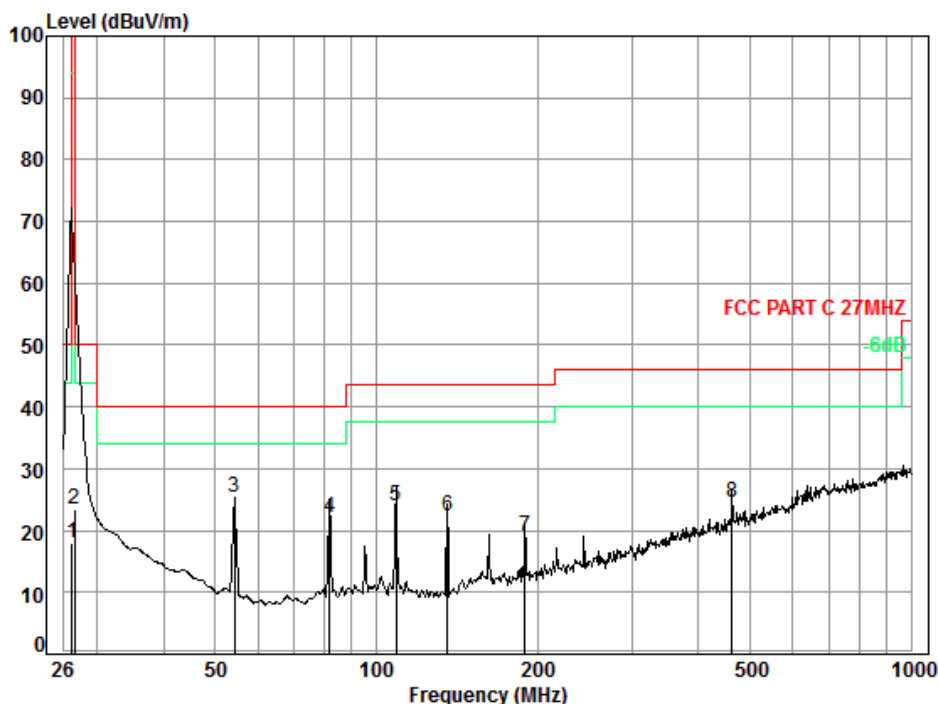
SGS-CSTC Standards Technical Services Co., Ltd.
Shenzhen Branch

Report No.: SZEM150200086203

Page: 14 of 21

Out of Band Emissions

Vertical



Condition: FCC PART C 27MHZ 3m 3142C Vertical

Job No. : 0862ET

Test Mode: TX mode

	Freq	Cable Loss	Ant Factor	Preamp Factor	Read Level	Level	Limit Line	Over Limit
	MHz	dB	dB/m	dB	dBuV	dBuV/m	dBuV/m	dB
1	26.95	0.60	20.87	26.01	22.55	18.01	50.00	-31.99
2	27.29	0.60	20.65	26.01	28.24	23.48	50.00	-26.52
3	54.25	0.80	8.14	25.95	42.24	25.23	40.00	-14.77
4	81.70	1.10	7.98	25.92	38.91	22.07	40.00	-17.93
5	108.93	1.23	8.74	25.88	39.96	24.05	43.50	-19.45
6	135.92	1.29	8.20	25.84	38.66	22.31	43.50	-21.19
7	189.44	1.39	10.09	25.78	33.37	19.07	43.50	-24.43
8	462.56	2.46	17.31	25.64	30.43	24.56	46.00	-21.44

"This document is issued by the Company subject to its General Conditions of Service printed overleaf, available on request or accessible at www.sgs.com/terms_and_conditions.htm and, for electronic format documents, subject to Terms and Conditions for Electronic Documents at www.sgs.com/terms_e-document.htm. Attention is drawn to the limitation of liability, indemnification and jurisdiction issues defined therein. Any holder of this document is advised that information contained hereon reflects the Company's findings at the time of its intervention only and within the limits of Client's instructions, if any. The Company's sole responsibility is to its Client and this document does not exonerate parties to a transaction from exercising all their rights and obligations under the transaction documents. This document cannot be reproduced except in full, without prior written approval of the Company. Any unauthorized alteration, forgery or falsification of the content or appearance of this document is unlawful and offenders may be prosecuted to the fullest extent of the law. Unless otherwise stated the results shown in this test report refer only to the sample(s) tested and such sample(s) are retained for 90 days only."

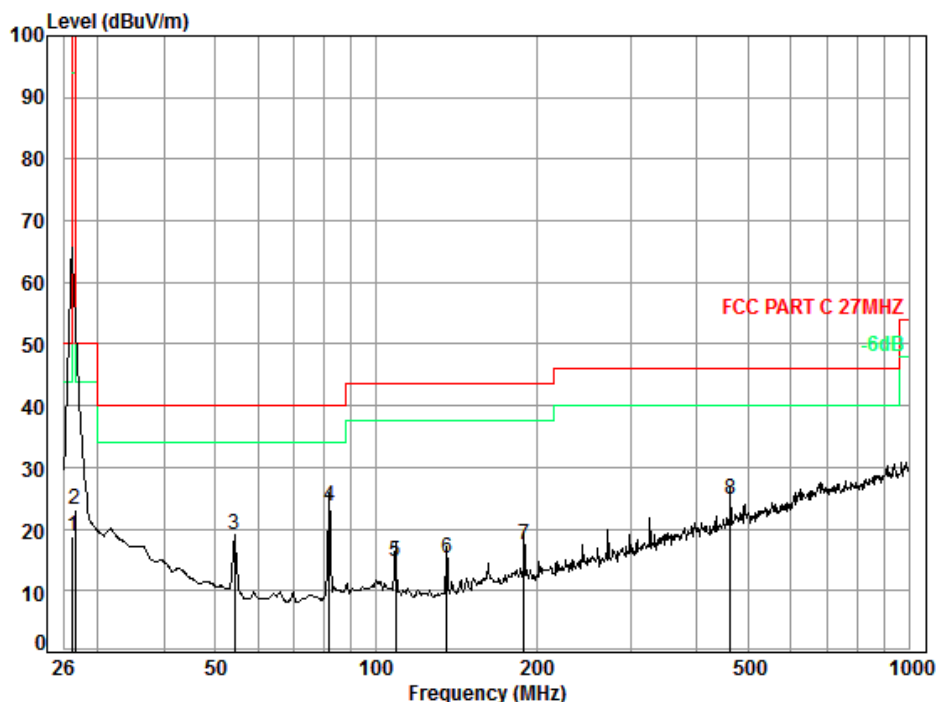


SGS-CSTC Standards Technical Services Co., Ltd. Shenzhen Branch

Report No.: SZEM150200086203

Page: 15 of 21

Horizontal



Condition: FCC PART C 27MHz 3m 3142C Horizontal

Job No. : 0862ET

Test Mode: TX mode

	Freq	Cable Loss	Ant Factor	Preamp Factor	Read Level	Level	Limit Line	Over Limit
	MHz	dB	dB/m	dB	dBuV	dBuV/m	dBuV/m	dB
1	26.95	0.60	20.87	26.01	23.25	18.71	50.00	-31.29
2	27.29	0.60	20.65	26.01	28.04	23.28	50.00	-26.72
3	54.25	0.80	8.14	25.95	35.97	18.96	40.00	-21.04
4	81.70	1.10	7.98	25.92	40.65	23.81	40.00	-16.19
5	108.93	1.23	8.74	25.88	30.69	14.78	43.50	-28.72
6	135.92	1.29	8.20	25.84	31.63	15.28	43.50	-28.22
7	189.44	1.39	10.09	25.78	31.63	17.33	43.50	-26.17
8	462.56	2.46	17.31	25.64	30.70	24.83	46.00	-21.17

Remark:

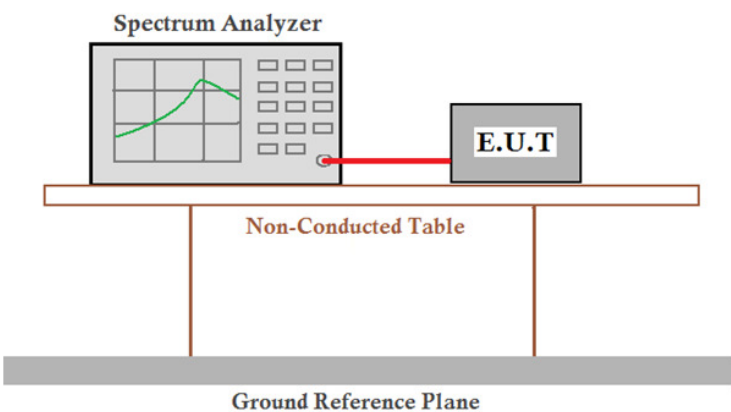
- 1) The field strength is calculated by adding the Antenna Factor, Cable Factor & Preamplifier. The basic equation with a sample calculation is as follows:

Final Test Level = Receiver Reading + Antenna Factor + Cable Factor – Preamplifier Factor

- 2) The disturbance below 30MHz was very low, and the above harmonics were the highest point could be found when testing, so only the above harmonics had been displayed.

"This document is issued by the Company subject to its General Conditions of Service printed overleaf, available on request or accessible at www.sgs.com/terms_and_conditions.htm and, for electronic format documents, subject to Terms and Conditions for Electronic Documents at www.sgs.com/terms_e-document.htm. Attention is drawn to the limitation of liability, indemnification and jurisdiction issues defined therein. Any holder of this document is advised that information contained hereon reflects the Company's findings at the time of its intervention only and within the limits of Client's instructions, if any. The Company's sole responsibility is to its Client and this document does not exonerate parties to a transaction from exercising all their rights and obligations under the transaction documents. This document cannot be reproduced except in full, without prior written approval of the Company. Any unauthorized alteration, forgery or falsification of the content or appearance of this document is unlawful and offenders may be prosecuted to the fullest extent of the law. Unless otherwise stated the results shown in this test report refer only to the sample(s) tested and such sample(s) are retained for 90 days only."

5.3 Occupied Bandwidth

Test Requirement:	47 CFR Part 15C Section 15.215 (C)
Test Method:	ANSI C63.10: 2009
Limit:	Operation within the band 26.960 – 27.280 MHz
Requirement :	Intentional radiators operating under the alternative provisions to the general emission limits, as contained in §§15.217 through 15.257 and in subpart E of this part, must be designed to ensure that 20dB bandwidth of the emission, or whatever bandwidth may otherwise be specified in the specific rule section under which the equip compliance with the 20dB attenuation specification may base on measurement at the intentional radiator's antenna output terminal unless the intentional radiator uses a permanently attached antenna, in which case compliance shall be demonstrated by measuring the radiated emissions.
Test Setup:	 <p>The diagram illustrates the test setup. A Spectrum Analyzer is connected to an E.U.T (Equipment Under Test) via a red cable. Both the Spectrum Analyzer and the E.U.T are placed on a Non-Conducted Table. The table is supported by a Ground Reference Plane.</p>
Test Mode:	Transmitter mode
Instruments Used:	Refer to section 4.10 for details
Test Result:	Pass

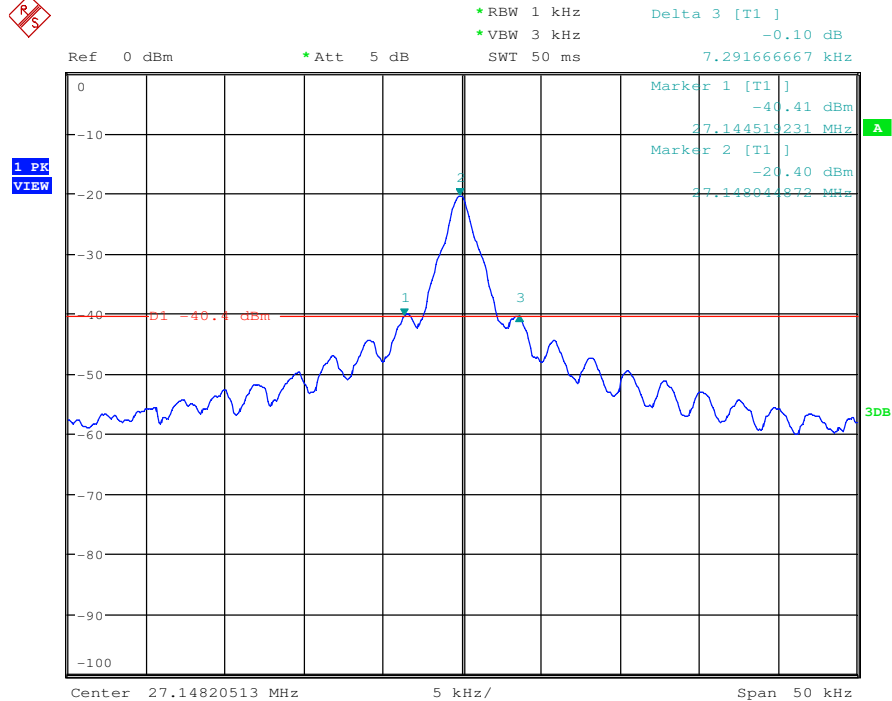


SGS-CSTC Standards Technical Services Co., Ltd. Shenzhen Branch

Report No.: SZEM150200086203

Page: 17 of 21

Test Result:




"This document is issued by the Company subject to its General Conditions of Service printed overleaf, available on request or accessible at www.sgs.com/terms_and_conditions.htm and, for electronic format documents, subject to Terms and Conditions for Electronic Documents at www.sgs.com/terms_e-document.htm. Attention is drawn to the limitation of liability, indemnification and jurisdiction issues defined therein. Any holder of this document is advised that information contained hereon reflects the Company's findings at the time of its intervention only and within the limits of Client's instructions, if any. The Company's sole responsibility is to its Client and this document does not exonerate parties to a transaction from exercising all their rights and obligations under the transaction documents. This document cannot be reproduced except in full, without prior written approval of the Company. Any unauthorized alteration, forgery or falsification of the content or appearance of this document is unlawful and offenders may be prosecuted to the fullest extent of the law. Unless otherwise stated the results shown in this test report refer only to the sample(s) tested and such sample(s) are retained for 90 days only."


6 Photographs - EUT Test Setup

Test model No.: YW710720

6.1 Radiated Emission



"This document is issued by the Company subject to its General Conditions of Service printed overleaf, available on request or accessible at www.sgs.com/terms_and_conditions.htm and, for electronic format documents, subject to Terms and Conditions for Electronic Documents at www.sgs.com/terms_e-document.htm. Attention is drawn to the limitation of liability, indemnification and jurisdiction issues defined therein. Any holder of this document is advised that information contained hereon reflects the Company's findings at the time of its intervention only and within the limits of Client's instructions, if any. The Company's sole responsibility is to its Client and this document does not exonerate parties to a transaction from exercising all their rights and obligations under the transaction documents. This document cannot be reproduced except in full, without prior written approval of the Company. Any unauthorized alteration, forgery or falsification of the content or appearance of this document is unlawful and offenders may be prosecuted to the fullest extent of the law. Unless otherwise stated the results shown in this test report refer only to the sample(s) tested and such sample(s) are retained for 90 days only."




7 Photographs - EUT Construction Details





**SGS-CSTC Standards Technical Services Co., Ltd.
Shenzhen Branch**

Report No.: SZEM150200086203
Page: 20 of 21



"This document is issued by the Company subject to its General Conditions of Service printed overleaf, available on request or accessible at www.sgs.com/terms_and_conditions.htm and, for electronic format documents, subject to Terms and Conditions for Electronic Documents at www.sgs.com/terms_e-document.htm. Attention is drawn to the limitation of liability, indemnification and jurisdiction issues defined therein. Any holder of this document is advised that information contained hereon reflects the Company's findings at the time of its intervention only and within the limits of Client's instructions, if any. The Company's sole responsibility is to its Client and this document does not exonerate parties to a transaction from exercising all their rights and obligations under the transaction documents. This document cannot be reproduced except in full, without prior written approval of the Company. Any unauthorized alteration, forgery or falsification of the content or appearance of this document is unlawful and offenders may be prosecuted to the fullest extent of the law. Unless otherwise stated the results shown in this test report refer only to the sample(s) tested and such sample(s) are retained for 90 days only."

