

# ELECTROMAGNETIC EMISSIONS COMPLIANCE REPORT

## UN-INTENTIONAL RADIATOR CERTIFICATION TO FCC PART 15 SUBPART B CERTIFICATION REQUIREMENT

OF

**Product Name:** Ericsson Mobile Broadband Module

**Brand Name:** Ericsson

**Model Name:** F3607gw

**Type Number:** KRD 131 15/02

**Model Difference:** N/A

**Report No.:** EI/2009/40020

**Issue Date:** May 20, 2009

**FCC Rule Part:** Part 15 B, Class B

**Filing Type:** Certification

**Prepared for:** Ericsson AB

Lindholmspiren 11, 417 56 Gothenburg, Sweden

**Prepared by:** SGS Taiwan Ltd.

Electronics & Communication Laboratory

No. 134, Wu Kung Rd., Wuku Industrial Zone,  
Taipei County, Taiwan.



*Note: This report shall not be reproduced except in full, without the written approval of SGS Taiwan Ltd. This document may be altered or revised by SGS Taiwan Ltd. personnel only, and shall be noted in the revision section of the document.*

Unless otherwise stated the results shown in this test report refer only to the sample(s) tested and such sample(s) are retained for 90 days only. This test report cannot be reproduced, except in full, without prior written permission of the Company. 除非另有說明，此報告結果僅對測試之樣品負責，同時此樣品僅保留90天。本報告未經本公司書面許可，不可部份複製。

This document is issued by the Company subject to its General Conditions of Service ([www.sgs.com/terms\\_and\\_conditions.htm](http://www.sgs.com/terms_and_conditions.htm)) and Terms and Conditions for Electronic Documents ([www.sgs.com/terms\\_e-document.htm](http://www.sgs.com/terms_e-document.htm)). Attention is drawn to the limitations of liability, indemnification and jurisdictional issues established therein. Even if printed this electronic document is to be treated as an original within the meaning of UCP 600 article 20b. The authenticity of this document may be verified at [www.sgsonsite.com/authentication](http://www.sgsonsite.com/authentication). Any holder of this document is advised that information contained hereon reflects the Company's findings at the time of its intervention only and within the limits of client's instructions, if any. The Company's sole responsibility is to its Client and this document does not exonerate parties to a transaction from exercising all their rights and obligations under the transaction documents.

## VERIFICATION OF COMPLIANCE

**Applicant:** Ericsson AB  
Lindholmospiren 11, 417 56 Gothenburg, Sweden

**Product Description:** Ericsson Mobile Broadband Module

**Brand Name:** Ericsson

**Model Name:** F3607gw

**Type Number:** KRD 131 15/02

**Model Difference:** N/A

**File Number:** EI/2009/40020

**Date of test:** Apr. 29, 2009 ~ May 19, 2008

**Date of EUT Receive:** Apr. 29, 2009

### We hereby certify that:

The above equipment was tested by SGS Taiwan Ltd. The test data, data evaluation, test procedures, and equipment configurations shown in this report were made in accordance with the procedures given in ANSI C63.4: 2003 and the energy emitted by the sample EUT tested as described in this report is in compliance with conducted and radiated emission limits of FCC Rules Part 15B.

The test results of this report relate only to the tested sample identified in this report.

**Test By:**



**Date:**

May 20, 2009

*Eric Su / Asst. Supervisor*

**Prepared By:**



**Date:**

May 20, 2009

*Eva Kao / Asst. Supervisor*

**Approved By:**



**Date:**

May 20, 2009

*Vincent Su / Manager*

Unless otherwise stated the results shown in this test report refer only to the sample(s) tested and such sample(s) are retained for 90 days only. This test report cannot be reproduced, except in full, without prior written permission of the Company. 除非另有說明，此報告結果僅對測試之樣品負責，同時此樣品僅保留90天。本報告未經本公司書面許可，不可部份複製。  
This document is issued by the Company subject to its General Conditions of Service ([www.sgs.com/terms\\_and\\_conditions.htm](http://www.sgs.com/terms_and_conditions.htm)) and Terms and Conditions for Electronic Documents ([www.sgs.com/terms\\_e-document.htm](http://www.sgs.com/terms_e-document.htm)). Attention is drawn to the limitations of liability, indemnification and jurisdictional issues established therein. Even if printed this electronic document is to be treated as an original within the meaning of UCP 600 article 20b. The authenticity of this document may be verified at [www.sgsonsite.com/authentication](http://www.sgsonsite.com/authentication). Any holder of this document is advised that information contained hereon reflects the Company's findings at the time of its intervention only and within the limits of client's instructions, if any. The Company's sole responsibility is to its Client and this document does not exonerate parties to a transaction from exercising all their rights and obligations under the transaction documents.



FCC ID: VV7-MBMF3607GW2

Report No.: EI/2009/40020

Issue Date: May 20, 2009

Page: 3 of 36

## Version

Version No.	Date	Description
00	May 20, 2009	Initial creation of document

Unless otherwise stated the results shown in this test report refer only to the sample(s) tested and such sample(s) are retained for 90 days only. This test report cannot be reproduced, except in full, without prior written permission of the Company. 除非另有說明，此報告結果僅對測試之樣品負責，同時此樣品僅保留90天。本報告未經本公司書面許可，不可部份複製。

This document is issued by the Company subject to its General Conditions of Service ([www.sgs.com/terms\\_and\\_conditions.htm](http://www.sgs.com/terms_and_conditions.htm)) and Terms and Conditions for Electronic Documents ([www.sgs.com/terms\\_e-document.htm](http://www.sgs.com/terms_e-document.htm)). Attention is drawn to the limitations of liability, indemnification and jurisdictional issues established therein. Even if printed this electronic document is to be treated as an original within the meaning of UCP 600 article 20b. The authenticity of this document may be verified at [www.sgsonsite.com/authentication](http://www.sgsonsite.com/authentication). Any holder of this document is advised that information contained hereon reflects the Company's findings at the time of its intervention only and within the limits of client's instructions, if any. The Company's sole responsibility is to its Client and this document does not exonerate parties to a transaction from exercising all their rights and obligations under the transaction documents.

SGS Taiwan Ltd.  
台灣檢驗科技股份有限公司

No.134, Wu Kung Road, Wuku Industrial Zone, Taipei County, Taiwan / 台北縣五股工業區五工路 134 號  
t (886-2) 2299-3279 f (886-2) 2298-0488 [www.tw.sgs.com](http://www.tw.sgs.com)

Member of SGS Group

## Table of Contents

<b>1.</b>	<b>GENERAL INFORMATION .....</b>	<b>5</b>
1.1.	PRODUCT DESCRIPTION .....	5
1.2.	RELATED SUBMITTAL(S) / GRANT (S).....	7
1.3.	TEST METHODOLOGY .....	7
1.4.	TEST FACILITY .....	7
1.5.	SPECIAL ACCESSORIES .....	7
1.6.	EQUIPMENT MODIFICATIONS.....	7
<b>2.</b>	<b>SYSTEM TEST CONFIGURATION .....</b>	<b>8</b>
2.1.	EUT CONFIGURATION .....	8
2.2.	EUT EXERCISE.....	8
2.3.	TEST PROCEDURE .....	8
2.4.	LIMITATION.....	9
2.5.	CONFIGURATION OF TESTED SYSTEM .....	11
<b>3.</b>	<b>SUMMARY OF TEST RESULTS.....</b>	<b>12</b>
<b>4.</b>	<b>DESCRIPTION OF TEST MODES.....</b>	<b>12</b>
<b>5.</b>	<b>CONDUCTED EMISSIONS TEST.....</b>	<b>13</b>
5.1.	MEASUREMENT PROCEDURE: .....	13
5.2.	TEST SET-UP (BLOCK DIAGRAM OF CONFIGURATION).....	13
5.3.	MEASUREMENT EQUIPMENT USED:.....	15
5.4.	MEASUREMENT RESULT: .....	15
<b>6.</b>	<b>RADIATED EMISSION TEST .....</b>	<b>16</b>
6.1.	MEASUREMENT PROCEDURE .....	22
6.2.	TEST SET-UP (BLOCK DIAGRAM OF CONFIGURATION).....	22
6.3.	MEASUREMENT EQUIPMENT USED:.....	24
6.4.	FIELD STRENGTH CALCULATION.....	24
6.5.	MEASUREMENT RESULT: .....	25

Unless otherwise stated the results shown in this test report refer only to the sample(s) tested and such sample(s) are retained for 90 days only. This test report cannot be reproduced, except in full, without prior written permission of the Company. 除非另有說明，此報告結果僅對測試之樣品負責，同時此樣品僅保留90天。本報告未經本公司書面許可，不可部份複製。

This document is issued by the Company subject to its General Conditions of Service ([www.sgs.com/terms\\_and\\_conditions.htm](http://www.sgs.com/terms_and_conditions.htm)) and Terms and Conditions for Electronic Documents ([www.sgs.com/terms\\_e-document.htm](http://www.sgs.com/terms_e-document.htm)). Attention is drawn to the limitations of liability, indemnification and jurisdictional issues established therein. Even if printed this electronic document is to be treated as an original within the meaning of UCP 600 article 20b. The authenticity of this document may be verified at [www.sgsonsite.com/authentication](http://www.sgsonsite.com/authentication). Any holder of this document is advised that information contained hereon reflects the Company's findings at the time of its intervention only and within the limits of client's instructions, if any. The Company's sole responsibility is to its Client and this document does not exonerate parties to a transaction from exercising all their rights and obligations under the transaction documents.

## 1. GENERAL INFORMATION

### 1.1. Product Description

Product Name	Ericsson Mobile Broadband Module
Brand Name	Ericsson
Model Name	F3607gw
Type Number	KRD 131 15/02
Model Difference	N/A
Power Supply	3.3 Vdc

### GSM / WCDMA

Cellular Phone Standards Frequency Range and Power	Operating Frequency		Rated Power
	E-GSM/GPRS 850 Class 10	824.2 MHz– 848.8 MHz	33 dBm
	E-GSM/GPRS 900 Class 10	880.2MHz – 914.8MHz	33 dBm
	E-GSM/GPRS 1800 Class 10	1710.2MHz – 1784.8MHz	30 dBm
	E-GSM/GPRS 1900 Class 10	1850.2MHz – 1909.8MHz	30 dBm
	WCDMA/HSUPA/HSDPA Band I	1922.4MHz – 1977.6MHz	24 dBm
	WCDMA/HSUPA/HSDPA Band II	1852.4MHz – 1907.6MHz	24 dBm
	WCDMA/HSUPA/HSDPA Band VIII	882.4MHz – 912.6MHz	24dBm
	HSUPA data rate: uplink up to 2Mbps HSDPA data rate: downlink up to 7.2Mbps		
Type of Emission:	GSM850: 244KGXW, GSM1900: 244KGXW EDGE 850: 241KG7W, EDGE 1900: 249KG7W WCDMA Band II: 4M21F9W		
Software Version	R1F01		
Hardware Version	R1		
Antenna Type / Gain	PIFA Antenna, 3.7dBi		

Unless otherwise stated the results shown in this test report refer only to the sample(s) tested and such sample(s) are retained for 90 days only. This test report cannot be reproduced, except in full, without prior written permission of the Company. 除非另有說明，此報告結果僅對測試之樣品負責，同時此樣品僅保留90天。本報告未經本公司書面許可，不可部份複製。

This document is issued by the Company subject to its General Conditions of Service ([www.sgs.com/terms\\_and\\_conditions.htm](http://www.sgs.com/terms_and_conditions.htm)) and Terms and Conditions for Electronic Documents ([www.sgs.com/terms\\_e-document.htm](http://www.sgs.com/terms_e-document.htm)). Attention is drawn to the limitations of liability, indemnification and jurisdictional issues established therein. Even if printed this electronic document is to be treated as an original within the meaning of UCP 600 article 20b. The authenticity of this document may be verified at [www.sgsonsite.com/authentication](http://www.sgsonsite.com/authentication). Any holder of this document is advised that information contained hereon reflects the Company's findings at the time of its intervention only and within the limits of client's instructions, if any. The Company's sole responsibility is to its Client and this document does not exonerate parties to a transaction from exercising all their rights and obligations under the transaction documents.

## GPS:

Receiver Frequency	L1 Band, 1575.42MHz
Frequency Conversion oscillator	19.2MHz
Antenna Designation	PIFA Antenna

This test report applies for GSM/GPRS/EDGE 850/1900 and WCDMA/HSDPA/HSUPA Bands II.

Unless otherwise stated the results shown in this test report refer only to the sample(s) tested and such sample(s) are retained for 90 days only. This test report cannot be reproduced, except in full, without prior written permission of the Company. 除非另有說明，此報告結果僅對測試之樣品負責，同時此樣品僅保留90天。本報告未經本公司書面許可，不可部份複製。  
This document is issued by the Company subject to its General Conditions of Service ([www.sgs.com/terms\\_and\\_conditions.htm](http://www.sgs.com/terms_and_conditions.htm)) and Terms and Conditions for Electronic Documents ([www.sgs.com/terms\\_e-document.htm](http://www.sgs.com/terms_e-document.htm)). Attention is drawn to the limitations of liability, indemnification and jurisdictional issues established therein. Even if printed this electronic document is to be treated as an original within the meaning of UCP 600 article 20b. The authenticity of this document may be verified at [www.sgsonsite.com/authentication](http://www.sgsonsite.com/authentication). Any holder of this document is advised that information contained hereon reflects the Company's findings at the time of its intervention only and within the limits of client's instructions, if any. The Company's sole responsibility is to its Client and this document does not exonerate parties to a transaction from exercising all their rights and obligations under the transaction documents.

## 1.2. Related Submittal(s) / Grant (s)

This submittal(s) (test report) is intended for **FCC ID: VV7-MBMF3607GW2** filing to comply with Part15 Subpart B, class B of the FCC CFR 47 Rules.

## 1.3. Test Methodology

Both conducted and radiated testing were performed according to the procedures in ANSI C63.4: 2003). Radiated testing was performed at an antenna to EUT distance 3 meters.

## 1.4. Test Facility

The measurement facilities used to collect the 3m Radiated Emission and AC power line conducted data are located on the address of SGS Taiwan Ltd. Electronics & Communication Laboratory No. 134, Wu Kung Rd., Wuku Industrial Zone, Taipei Country, Taiwan which are constructed and calibrated to meet the FCC requirements in documents ANSI C63.4: 2003. FCC Registration Number are: 990257 and 236194, Canada Registration Number: 4620A-1

The 10 m Open Area Test Sites located on the address of SGS Taiwan Ltd. Electronics & Communication Laboratory No. 29, Pau-Tou-Tsuo Valley Chia-Pau Tsuen, Linkou Hsiang, Taipei county, which is constructed and calibrated to meet the CISPR 22/EN 55022 requirements. SGS Site No. 1(3 &10 meters) and FCC Registration Number: 94644

## 1.5. Special Accessories

Not available for this EUT intended for grant.

## 1.6. Equipment Modifications

Not available for this EUT intended for grant.

## 2. System Test Configuration

### 2.1. EUT Configuration

The EUT configuration for testing is installed on RF field strength measurement to meet the Commissions requirement and operating in a manner which intends to maximize its emission characteristics in a continuous normal application.

### 2.2. EUT Exercise

The EUT was operated in the normal continuous transmitting.

### 2.3. Test Procedure

#### 2.3.1 Conducted Emissions

The EUT is a placed on as turn table which is 0.8 m above ground plane. According to the requirements in Section 7 of ANSI C63.4: 2003. Conducted emissions from the EUT measured in the frequency range between 0.15 MHz and 30MHz using CISPR Quasi-Peak and average detector mode.

#### 2.3.2 Radiated Emissions

The EUT is a placed on as turn table which is 0.8 m above ground plane. The turn table shall rotate 360 degrees to determine the position of maximum emission level. EUT is set 3m away from the receiving antenna which varied from 1m to 4m to find out the highest emission. And also, each emission was to be maximized by changing the polarization of receiving antenna both horizontal and vertical. In order to find out the max. emission, the relative positions of this hand-held transmitter (EUT) was rotated through three orthogonal axes and measurement procedures for electric field radiated emissions above 1 GHz the EUT measurement is to be made “while keeping the antenna in the ‘cone of radiation’ from that area and pointed at the area both in azimuth and elevation, with polarization oriented for maximum response.” is still within the 3dB illumination BW of the measurement antenna. according to the requirements in Section 8 of ANSI C63.4: 2003.



## 2.4. Limitation

### (1) Conducted Emission

According to section 15.107(a). Conducted Emission Limits is as following.

Frequency range MHz	Class B Limits dB (uV)	
	Quasi-peak	Average
0.15 to 0.50	66 to 56	56 to 46
0.50 to 5	56	46
5 to 30	60	50
Note		
1.The lower limit shall apply at the transition frequencies		
2.The limit decreases linearly with the logarithm of the frequency in the range 0.15 MHz to 0.50 MHz.		

### (2) Radiated Emission

According to section 15.109(a). Radiated Emission Class B Limits is as following:

Frequency (MHz)	Field strength $\mu\text{V/m}$	Distance (m)	Field strength at 3m $\text{dB}\mu\text{V/m}$
30-88	100	3	40
88-216	150	3	43.5
216-960	200	3	46
Above 960	500	3	54

Standard	Date	Description
EN55022	2006	Limits and methods of measurement of radio interference characteristics of information technology equipment.

## EN55022 Limit:

Frequency range MHz	Limits dBuV/m (10m)
	Quasi-peak
30 to 230	30
230 to 1000	37

Remark: 1. Emission level in dBuV/m=20 log (uV/m)

2. Measurement was performed at an antenna to the closed point of EUT distance of 3 meters.

Unless otherwise stated the results shown in this test report refer only to the sample(s) tested and such sample(s) are retained for 90 days only. This test report cannot be reproduced, except in full, without prior written permission of the Company. 除非另有說明，此報告結果僅對測試之樣品負責，同時此樣品僅保留90天。本報告未經本公司書面許可，不可部份複製。

This document is issued by the Company subject to its General Conditions of Service ([www.sgs.com/terms\\_and\\_conditions.htm](http://www.sgs.com/terms_and_conditions.htm)) and Terms and Conditions for Electronic Documents ([www.sgs.com/terms\\_e-document.htm](http://www.sgs.com/terms_e-document.htm)). Attention is drawn to the limitations of liability, indemnification and jurisdictional issues established therein. Even if printed this electronic document is to be treated as an original within the meaning of UCP 600 article 20b. The authenticity of this document may be verified at [www.sgsonsite.com/authentication](http://www.sgsonsite.com/authentication). Any holder of this document is advised that information contained hereon reflects the Company's findings at the time of its intervention only and within the limits of client's instructions, if any. The Company's sole responsibility is to its Client and this document does not exonerate parties to a transaction from exercising all their rights and obligations under the transaction documents.

## 2.5. Configuration of Tested System

Fig. 2-1 Configuration of Tested System

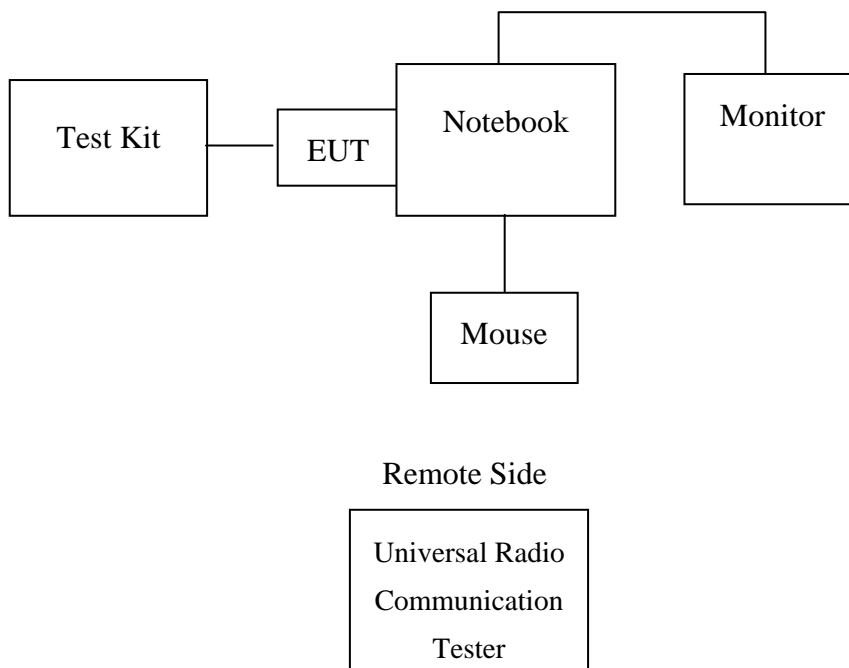


Table 2-1 Equipment Used in Tested System

Item	Equipment	Mfr/Brand	Model/Type No.	Series No.	Data Cable	Power Cord
1.	Test Kit	N/A	N/A	N/A	N/A	N/A

Table 2-1 Support Equipment Used in Tested System

Item	Equipment	Mfr/Brand	Model/Type No.	Series No.	Data Cable	Power Cord
1.	Universal Radio Communication Tester	R&S	CMU200	102189	shielded	Un-shielded
2.	Notebook	IBM	T60	L3DK794	shielded	Un-shielded
3.	Monitor	HP	HSTND-2F02	CND7122S7B	shielded	Un-shielded
4.	USB Mouse	Logitech	M-UV83	LZE34951750	shielded	N/A

Unless otherwise stated the results shown in this test report refer only to the sample(s) tested and such sample(s) are retained for 90 days only. This test report cannot be reproduced, except in full, without prior written permission of the Company. 除非另有說明，此報告結果僅對測試之樣品負責，同時此樣品僅保留90天。本報告未經本公司書面許可，不可部份複製。  
 This document is issued by the Company subject to its General Conditions of Service ([www.sgs.com/terms\\_and\\_conditions.htm](http://www.sgs.com/terms_and_conditions.htm)) and Terms and Conditions for Electronic Documents ([www.sgs.com/terms\\_e-document.htm](http://www.sgs.com/terms_e-document.htm)). Attention is drawn to the limitations of liability, indemnification and jurisdictional issues established therein. Even if printed this electronic document is to be treated as an original within the meaning of UCP 600 article 20b. The authenticity of this document may be verified at [www.sgsonsite.com/authentication](http://www.sgsonsite.com/authentication). Any holder of this document is advised that information contained hereon reflects the Company's findings at the time of its intervention only and within the limits of client's instructions, if any. The Company's sole responsibility is to its Client and this document does not exonerate parties to a transaction from exercising all their rights and obligations under the transaction documents.

### 3. Summary of Test Results

FCC Rules	Description Of Test	Result
§15.107	Conducted Emission Class B	Compliant
§15.109	Radiated Emission Class B	Compliant

### 4. Description of test modes

This is a modular application and the EUT was stayed in normal operation mode.

All tests were carried out for worst Main source.

Test Plan:

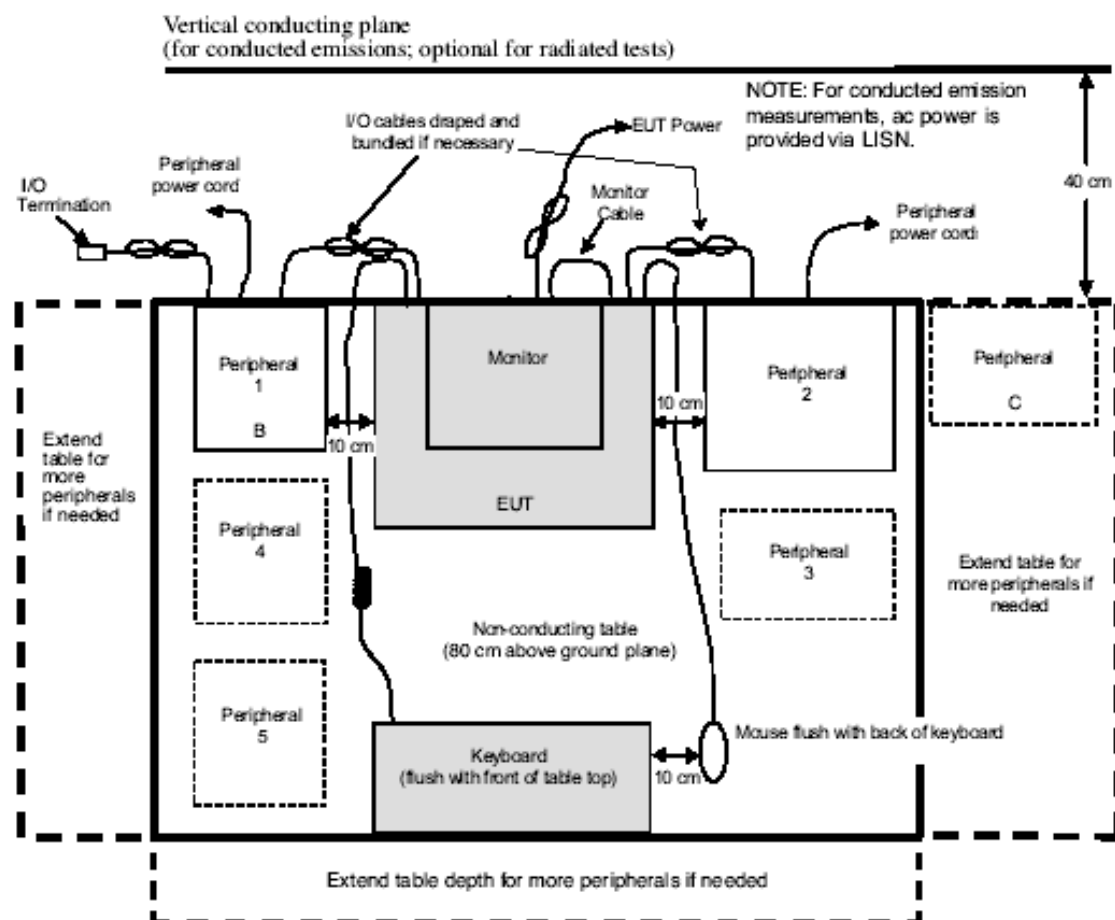
1. GPRS 850 / GPRS 1900 / HSUPA Band II Mode



## LEGEND:

- 1) Interconnecting cables that hang closer than 40 cm to the groundplane shall be folded back and forth in the center, forming a bundle 30 to 40 cm long (see 6.1.4 and 11.2.4).
- 2) I/O cables that are not connected to a peripheral shall be bundled in the center. The end of the cable may be terminated if required using the correct terminating impedance. The total length shall not exceed 1 m (see 6.1.4).
- 3) If LISNs are kept in the test setup for radiated emissions, it is preferred that they be installed under the groundplane with the receptacle flush with the groundplane (see 6.1.4).
- 4) Cables of hand-operated devices, such as keyboards, mice, etc., shall be placed as for normal use (see 6.2.1.3 and 11.2.4).
- 5) Non-EUT components of EUT system being tested (see also Figure 13).
- 6) Rear of EUT, including peripherals, shall all be aligned and flush with rear of tabletop (see 6.2.1.1 and 6.2.1.2).
- 7) No vertical conducting plane used (see 5.2.2).

**Figure 11a—Test arrangement for radiated emissions tabletop equipment**



Unless otherwise stated the results shown in this test report refer only to the sample(s) tested and such sample(s) are retained for 90 days only. This test report cannot be reproduced, except in full, without prior written permission of the Company. 除非另有說明，此報告結果僅對測試之樣品負責，同時此樣品僅保留90天。本報告未經本公司書面許可，不可部份複製。  
This document is issued by the Company subject to its General Conditions of Service ([www.sgs.com/terms\\_and\\_conditions.htm](http://www.sgs.com/terms_and_conditions.htm)) and Terms and Conditions for Electronic Documents ([www.sgs.com/terms\\_e-document.htm](http://www.sgs.com/terms_e-document.htm)). Attention is drawn to the limitations of liability, indemnification and jurisdictional issues established therein. Even if printed this electronic document is to be treated as an original within the meaning of UCP 600 article 20b. The authenticity of this document may be verified at [www.sgsonsite.com/authentication](http://www.sgsonsite.com/authentication). Any holder of this document is advised that information contained hereon reflects the Company's findings at the time of its intervention only and within the limits of client's instructions, if any. The Company's sole responsibility is to its Client and this document does not exonerate parties to a transaction from exercising all their rights and obligations under the transaction documents.

### 5.3. Measurement Equipment Used:

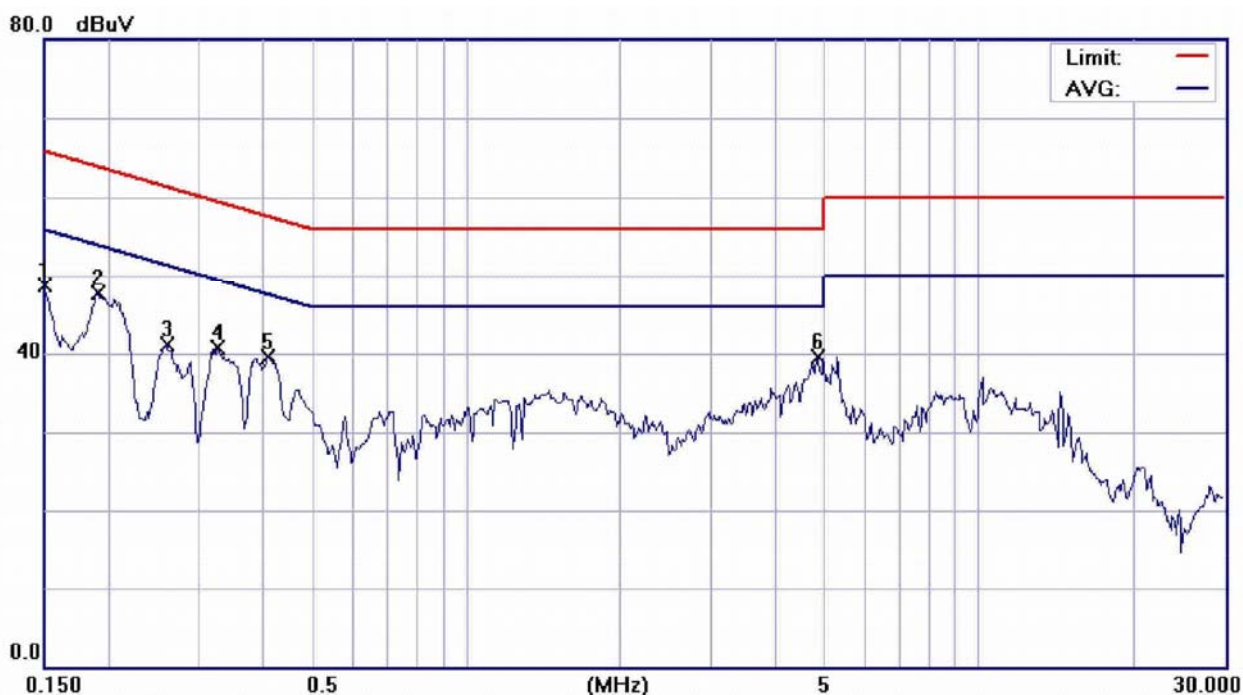
Conducted Emission Test Site					
EQUIPMENT TYPE	MFR	MODEL NUMBER	SERIAL NUMBER	LAST CAL.	CAL DUE.
EMI Test Receiver	R&S	ESCS30	828985/004	09/16/2008	09/15/2009
LISN	Rolf-Heine	NNB-2/16Z	99012	04/28/2008	04/27/2009
LISN	FCC	FCC-LISN-50/250-25-2-01	04034	04/28/2008	04/27/2009
Transient Limiter	R&S	ESH3Z2	357.8810.52	05/19/2008	05/18/2009
50 Ohms terminator	N/A	EMC-049-1	N/A	06/04/2008	06/03/2009
Coaxial Cables	N/A	WK CE Cable	N/A	10/30/2008	10/29/2009

### 5.4. Measurement Result:

The initial step in collecting conducted data is a spectrum analyzer peak scan of the measurement range. Significant peaks are then marked as shown on the following data page, and these signals are then quasi-peaked.

## AC POWER LINE CONDUCTED EMISSION TEST DATA

Operation Mode:	GPRS 850 Link +GPS Mode		Test Date:	May 20, 2008	
Temperature:	26 °C	Humidity:	62 %	Test By:	Eric



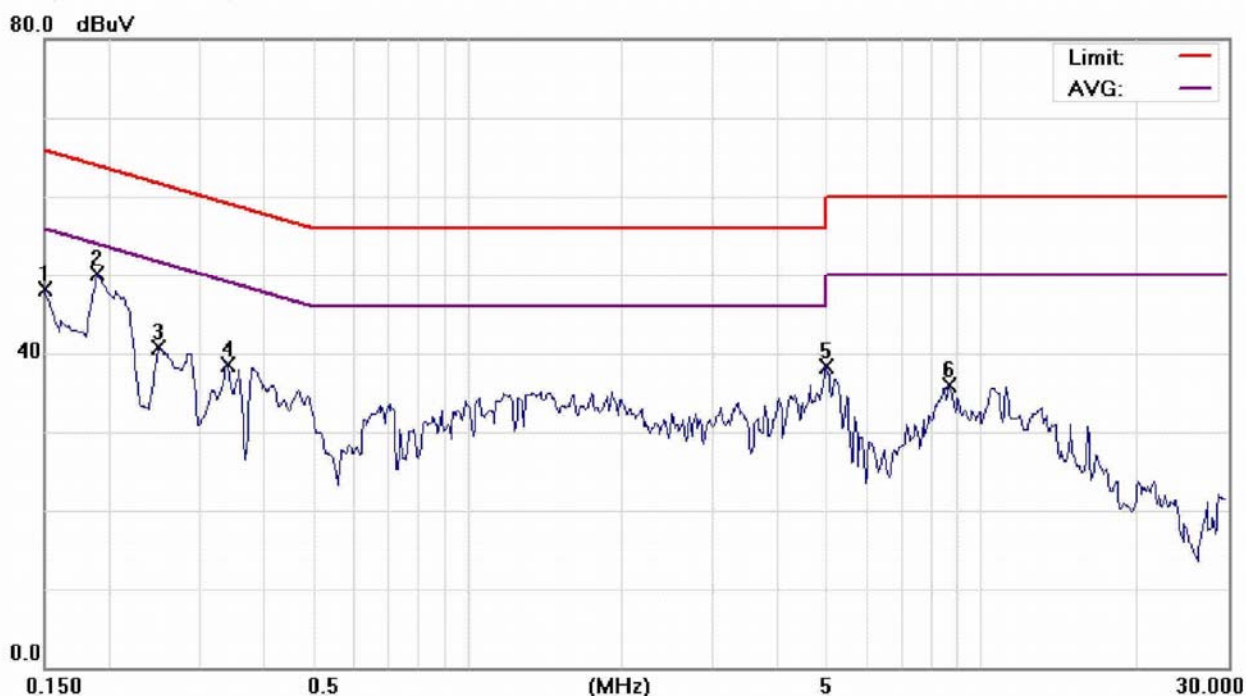
Site	SGS CONDUCTED #1		Phase:	L1	Temperature:	26 °C
Limit:	FCC Class B Conduction(QP)		Power:	AC 120V/60Hz	Humidity:	62 %
EUT:	F3607gw		Distance:		Air Pressure:	hpa
M/N:	F3607gw (KRD 131 15/02)					
Note:	GPRS 850 link + GPS					

No.	Mk.	Freq. MHz	Reading Level dBuV	Factor dB	Measure- ment dBuV	Limit dBuV	Over dB	Detector	Comment
1		0.1500	48.27	0.41	48.68	66.00	-17.32	peak	
2	*	0.1914	47.52	0.20	47.72	63.98	-16.26	peak	
3		0.2600	40.98	0.14	41.12	61.43	-20.31	peak	
4		0.3268	40.50	0.12	40.62	59.53	-18.91	peak	
5		0.4105	39.48	0.09	39.57	57.64	-18.07	peak	
6		4.8300	39.42	0.05	39.47	56.00	-16.53	peak	

Unless otherwise stated the results shown in this test report refer only to the sample(s) tested and such sample(s) are retained for 90 days only. This test report cannot be reproduced, except in full, without prior written permission of the Company. 除非另有說明，此報告結果僅對測試之樣品負責，同時此樣品僅保留90天。本報告未經本公司書面許可，不可部份複製。

This document is issued by the Company subject to its General Conditions of Service ([www.sgs.com/terms\\_and\\_conditions.htm](http://www.sgs.com/terms_and_conditions.htm)) and Terms and Conditions for Electronic Documents ([www.sgs.com/terms\\_e-document.htm](http://www.sgs.com/terms_e-document.htm)). Attention is drawn to the limitations of liability, indemnification and jurisdictional issues established therein. Even if printed this electronic document is to be treated as an original within the meaning of UCP 600 article 20b. The authenticity of this document may be verified at [www.sgsonsite.com/authentication](http://www.sgsonsite.com/authentication). Any holder of this document is advised that information contained hereon reflects the Company's findings at the time of its intervention only and within the limits of client's instructions, if any. The Company's sole responsibility is to its Client and this document does not exonerate parties to a transaction from exercising all their rights and obligations under the transaction documents.





Site SGS CONDUCTED #1

Phase: **N**

Temperature: 26 °C

Limit: FCC Class B Conduction(QP)

Power: AC 120V/60Hz

Humidity: 62 %

EUT: F3607gw

Distance:

Air Pressure: hpa

M/N: F3607gw (KRD 131 15/02)

Note: GPRS 850 link + GPS

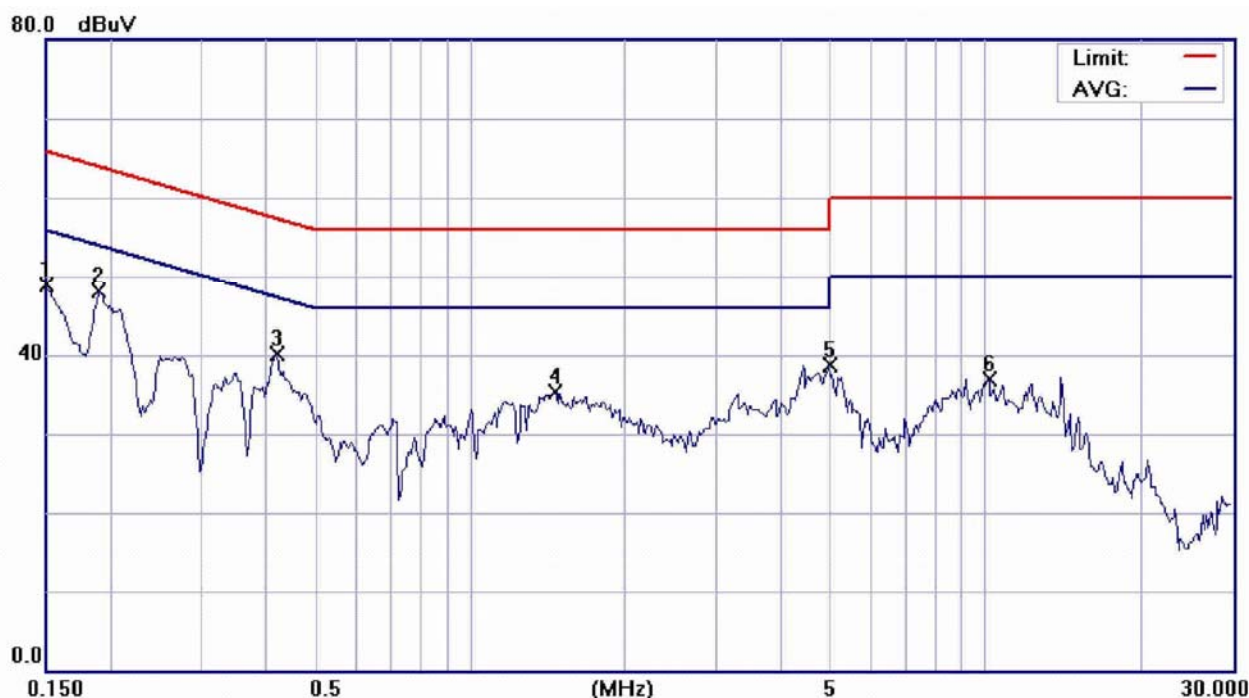
No.	Mk.	Freq. MHz	Reading Level dBuV	Factor dB	Measure- ment dBuV	Limit dBuV	Over dB	Detector	Comment
1		0.1500	47.74	0.40	48.14	66.00	-17.86	peak	
2	*	0.1900	50.01	0.19	50.20	64.04	-13.84	peak	
3		0.2500	40.49	0.13	40.62	61.76	-21.14	peak	
4		0.3400	38.50	0.10	38.60	59.20	-20.60	peak	
5		5.0000	38.28	0.06	38.34	56.00	-17.66	peak	
6		8.6600	35.76	0.18	35.94	60.00	-24.06	peak	

Unless otherwise stated the results shown in this test report refer only to the sample(s) tested and such sample(s) are retained for 90 days only. This test report cannot be reproduced, except in full, without prior written permission of the Company. 除非另有說明，此報告結果僅對測試之樣品負責，同時此樣品僅保留90天。本報告未經本公司書面許可，不可部份複製。

This document is issued by the Company subject to its General Conditions of Service ([www.sgs.com/terms\\_and\\_conditions.htm](http://www.sgs.com/terms_and_conditions.htm)) and Terms and Conditions for Electronic Documents ([www.sgs.com/terms\\_e-document.htm](http://www.sgs.com/terms_e-document.htm)). Attention is drawn to the limitations of liability, indemnification and jurisdictional issues established therein. Even if printed this electronic document is to be treated as an original within the meaning of UCP 600 article 20b. The authenticity of this document may be verified at [www.sgsonsite.com/authentication](http://www.sgsonsite.com/authentication). Any holder of this document is advised that information contained hereon reflects the Company's findings at the time of its intervention only and within the limits of client's instructions, if any. The Company's sole responsibility is to its Client and this document does not exonerate parties to a transaction from exercising all their rights and obligations under the transaction documents.

## AC POWER LINE CONDUCTED EMISSION TEST DATA

Operation Mode:	GPRS 1900 Link +GPS Mode		Test Date:	May 20, 2008	
Temperature:	26 °C	Humidity:	62 %	Test By:	Eric



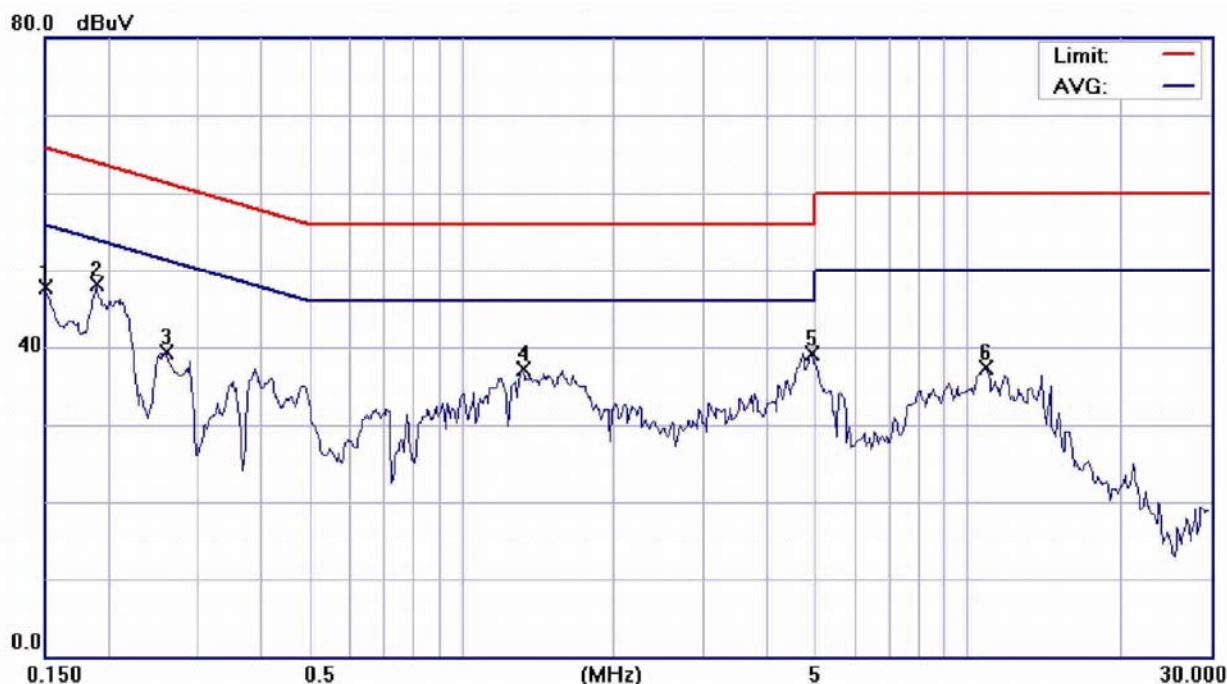
Site SGS CONDUCTED #1  
Limit: FCC Class B Conduction(QP)  
EUT: F3607gw  
M/N: F3607gw (KRD 131 15/02)  
Note: GPRS 1900 link + GPS

Phase: L1  
Power: AC 120V/60Hz  
Distance:

Temperature: 26 °C  
Humidity: 62 %  
Air Pressure: hpa

No.	Mk.	Freq. MHz	Reading Level dBuV	Factor dB	Measure- ment dBuV	Limit dBuV	Over dB	Detector	Comment
1		0.1500	48.47	0.41	48.88	66.00	-17.12	peak	
2	*	0.1900	47.92	0.21	48.13	64.04	-15.91	peak	
3		0.4200	40.04	0.08	40.12	57.45	-17.33	peak	
4		1.4640	35.27	0.04	35.31	56.00	-20.69	peak	
5		4.9900	38.63	0.05	38.68	56.00	-17.32	peak	
6		10.1800	36.79	0.10	36.89	60.00	-23.11	peak	

Unless otherwise stated the results shown in this test report refer only to the sample(s) tested and such sample(s) are retained for 90 days only. This test report cannot be reproduced, except in full, without prior written permission of the Company. 除非另有說明，此報告結果僅對測試之樣品負責，同時此樣品僅保留90天。本報告未經本公司書面許可，不可部份複製。  
This document is issued by the Company subject to its General Conditions of Service ([www.sgs.com/terms\\_and\\_conditions.htm](http://www.sgs.com/terms_and_conditions.htm)) and Terms and Conditions for Electronic Documents ([www.sgs.com/terms\\_e-document.htm](http://www.sgs.com/terms_e-document.htm)). Attention is drawn to the limitations of liability, indemnification and jurisdictional issues established therein. Even if printed this electronic document is to be treated as an original within the meaning of UCP 600 article 20b. The authenticity of this document may be verified at [www.sgsonsite.com/authentication](http://www.sgsonsite.com/authentication). Any holder of this document is advised that information contained hereon reflects the Company's findings at the time of its intervention only and within the limits of client's instructions, if any. The Company's sole responsibility is to its Client and this document does not exonerate parties to a transaction from exercising all their rights and obligations under the transaction documents.



Site SGS CONDUCTED #1

Phase: **N**

Temperature: 26 °C

Limit: FCC Class B Conduction(QP)

Power: AC 120V/60Hz

Humidity: 62 %

EUT: F3607gw

Distance:

Air Pressure: hpa

M/N: F3607gw (KRD 131 15/02)

Note: GPRS 1900 link + GPS

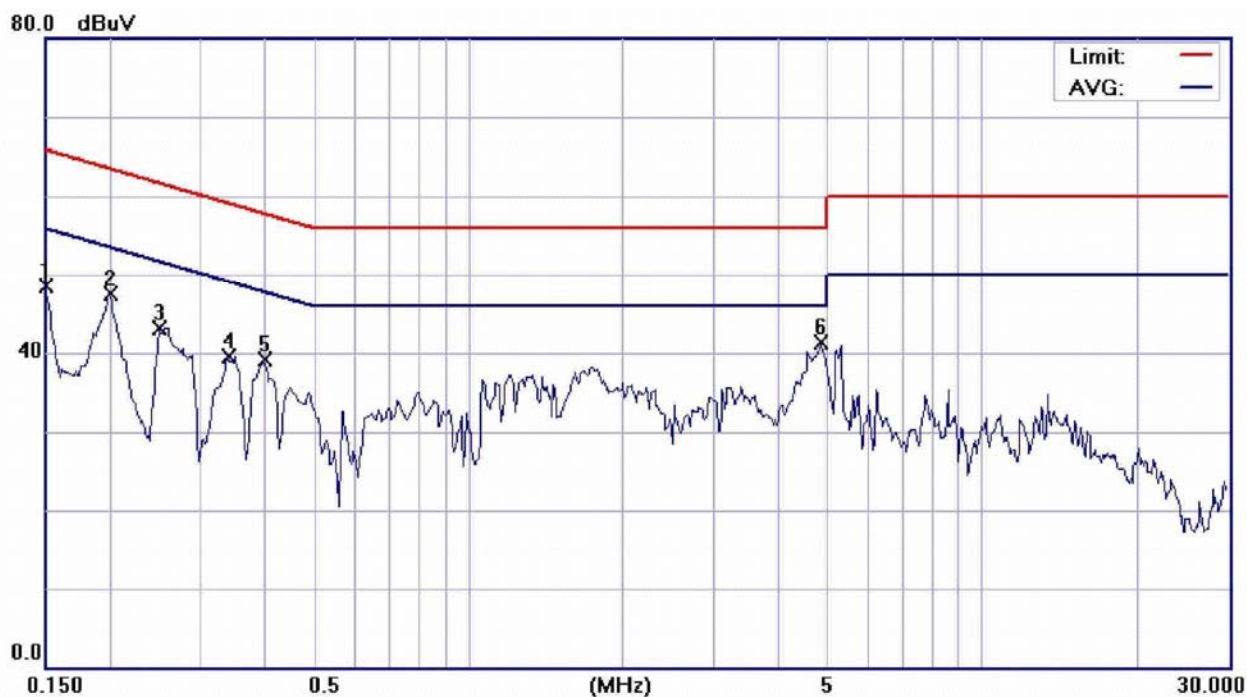
No.	Mk.	Freq. MHz	Reading Level dBuV	Factor dB	Measure- ment dBuV	Limit dBuV	Over dB	Detector	Comment
1		0.1500	47.28	0.40	47.68	66.00	-18.32	peak	
2	*	0.1900	47.94	0.19	48.13	64.04	-15.91	peak	
3		0.2600	39.22	0.12	39.34	61.43	-22.09	peak	
4		1.3200	37.05	0.03	37.08	56.00	-18.92	peak	
5		4.9000	39.13	0.06	39.19	56.00	-16.81	peak	
6		10.8400	37.05	0.20	37.25	60.00	-22.75	peak	

Unless otherwise stated the results shown in this test report refer only to the sample(s) tested and such sample(s) are retained for 90 days only. This test report cannot be reproduced, except in full, without prior written permission of the Company. 除非另有說明，此報告結果僅對測試之樣品負責，同時此樣品僅保留90天。本報告未經本公司書面許可，不可部份複製。

This document is issued by the Company subject to its General Conditions of Service ([www.sgs.com/terms\\_and\\_conditions.htm](http://www.sgs.com/terms_and_conditions.htm)) and Terms and Conditions for Electronic Documents ([www.sgs.com/terms\\_e-document.htm](http://www.sgs.com/terms_e-document.htm)). Attention is drawn to the limitations of liability, indemnification and jurisdictional issues established therein. Even if printed this electronic document is to be treated as an original within the meaning of UCP 600 article 20b. The authenticity of this document may be verified at [www.sgs.com/site/authentication](http://www.sgs.com/site/authentication). Any holder of this document is advised that information contained hereon reflects the Company's findings at the time of its intervention only and within the limits of client's instructions, if any. The Company's sole responsibility is to its Client and this document does not exonerate parties to a transaction from exercising all their rights and obligations under the transaction documents.

## AC POWER LINE CONDUCTED EMISSION TEST DATA

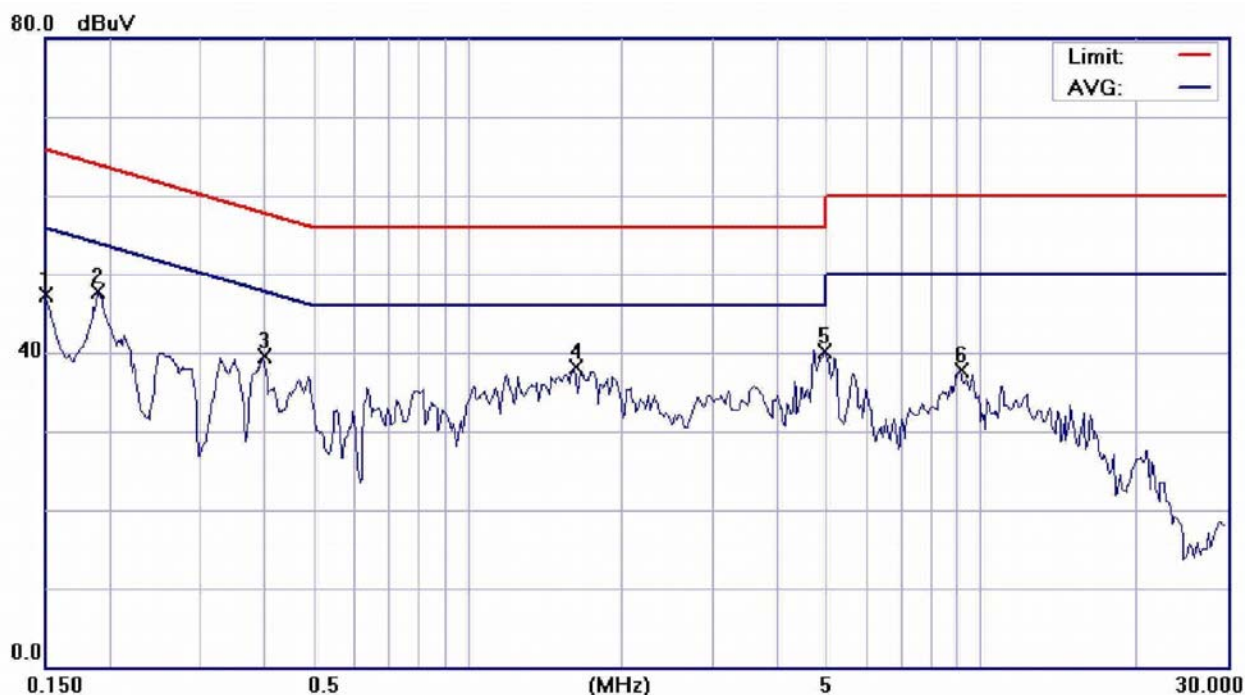
Operation Mode:	HSUPA Band II Link +GPS Mode		Test Date:	May 20, 2008	
Temperature:	26 °C	Humidity:	62 %	Test By:	Eric



Site	SGS CONDUCTED #1		Phase:	L1	Temperature:	26 °C
Limit:	FCC Class B Conduction(QP)		Power:	AC 120V/60Hz	Humidity:	62 %
EUT:	F3607gw		Distance:		Air Pressure:	hpa
M/N:	F3607gw (KRD 131 15/02)					
Note:	HSUPA link + GPS					

No.	Mk.	Freq. MHz	Reading Level dBuV	Factor dB	Measure- ment dBuV	Limit dBuV	Over dB	Detector	Comment
1		0.1500	48.15	0.41	48.56	66.00	-17.44	peak	
2		0.2000	47.39	0.16	47.55	63.61	-16.06	peak	
3		0.2500	42.94	0.14	43.08	61.76	-18.68	peak	
4		0.3400	39.33	0.11	39.44	59.20	-19.76	peak	
5		0.4000	39.01	0.09	39.10	57.85	-18.75	peak	
6	*	4.8738	41.22	0.05	41.27	56.00	-14.73	peak	

Unless otherwise stated the results shown in this test report refer only to the sample(s) tested and such sample(s) are retained for 90 days only. This test report cannot be reproduced, except in full, without prior written permission of the Company. 除非另有說明，此報告結果僅對測試之樣品負責，同時此樣品僅保留90天。本報告未經本公司書面許可，不可部份複製。  
This document is issued by the Company subject to its General Conditions of Service ([www.sgs.com/terms\\_and\\_conditions.htm](http://www.sgs.com/terms_and_conditions.htm)) and Terms and Conditions for Electronic Documents ([www.sgs.com/terms\\_e-document.htm](http://www.sgs.com/terms_e-document.htm)). Attention is drawn to the limitations of liability, indemnification and jurisdictional issues established therein. Even if printed this electronic document is to be treated as an original within the meaning of UCP 600 article 20b. The authenticity of this document may be verified at [www.sgsonsite.com/authentication](http://www.sgsonsite.com/authentication). Any holder of this document is advised that information contained hereon reflects the Company's findings at the time of its intervention only and within the limits of client's instructions, if any. The Company's sole responsibility is to its Client and this document does not exonerate parties to a transaction from exercising all their rights and obligations under the transaction documents.



Site SGS CONDUCTED #1

Phase: **N**

Temperature: 26 °C

Limit: FCC Class B Conduction(QP)

Power: AC 120V/60Hz

Humidity: 62 %

EUT: F3607gw

Distance:

Air Pressure: hpa

M/N: F3607gw (KRD 131 15/02)

Note: HSUPA link + GPS

No.	Mk.	Freq.	Reading Level	Factor	Measure-ment	Limit	Over	Detector	Comment
		MHz	dBuV	dB	dBuV	dBuV	dB		
1		0.1500	46.96	0.40	47.36	66.00	-18.64	peak	
2		0.1900	47.58	0.19	47.77	64.04	-16.27	peak	
3		0.4000	39.44	0.08	39.52	57.85	-18.33	peak	
4		1.6200	38.15	0.03	38.18	56.00	-17.82	peak	
5	*	4.9519	40.01	0.06	40.07	56.00	-15.93	peak	
6		9.1200	37.54	0.19	37.73	60.00	-22.27	peak	

Unless otherwise stated the results shown in this test report refer only to the sample(s) tested and such sample(s) are retained for 90 days only. This test report cannot be reproduced, except in full, without prior written permission of the Company. 除非另有說明，此報告結果僅對測試之樣品負責，同時此樣品僅保留90天。本報告未經本公司書面許可，不可部份複製。  
This document is issued by the Company subject to its General Conditions of Service ([www.sgs.com/terms\\_and\\_conditions.htm](http://www.sgs.com/terms_and_conditions.htm)) and Terms and Conditions for Electronic Documents ([www.sgs.com/terms\\_e-document.htm](http://www.sgs.com/terms_e-document.htm)). Attention is drawn to the limitations of liability, indemnification and jurisdictional issues established therein. Even if printed this electronic document is to be treated as an original within the meaning of UCP 600 article 20b. The authenticity of this document may be verified at [www.sgsonsite.com/authentication](http://www.sgsonsite.com/authentication). Any holder of this document is advised that information contained hereon reflects the Company's findings at the time of its intervention only and within the limits of client's instructions, if any. The Company's sole responsibility is to its Client and this document does not exonerate parties to a transaction from exercising all their rights and obligations under the transaction documents.

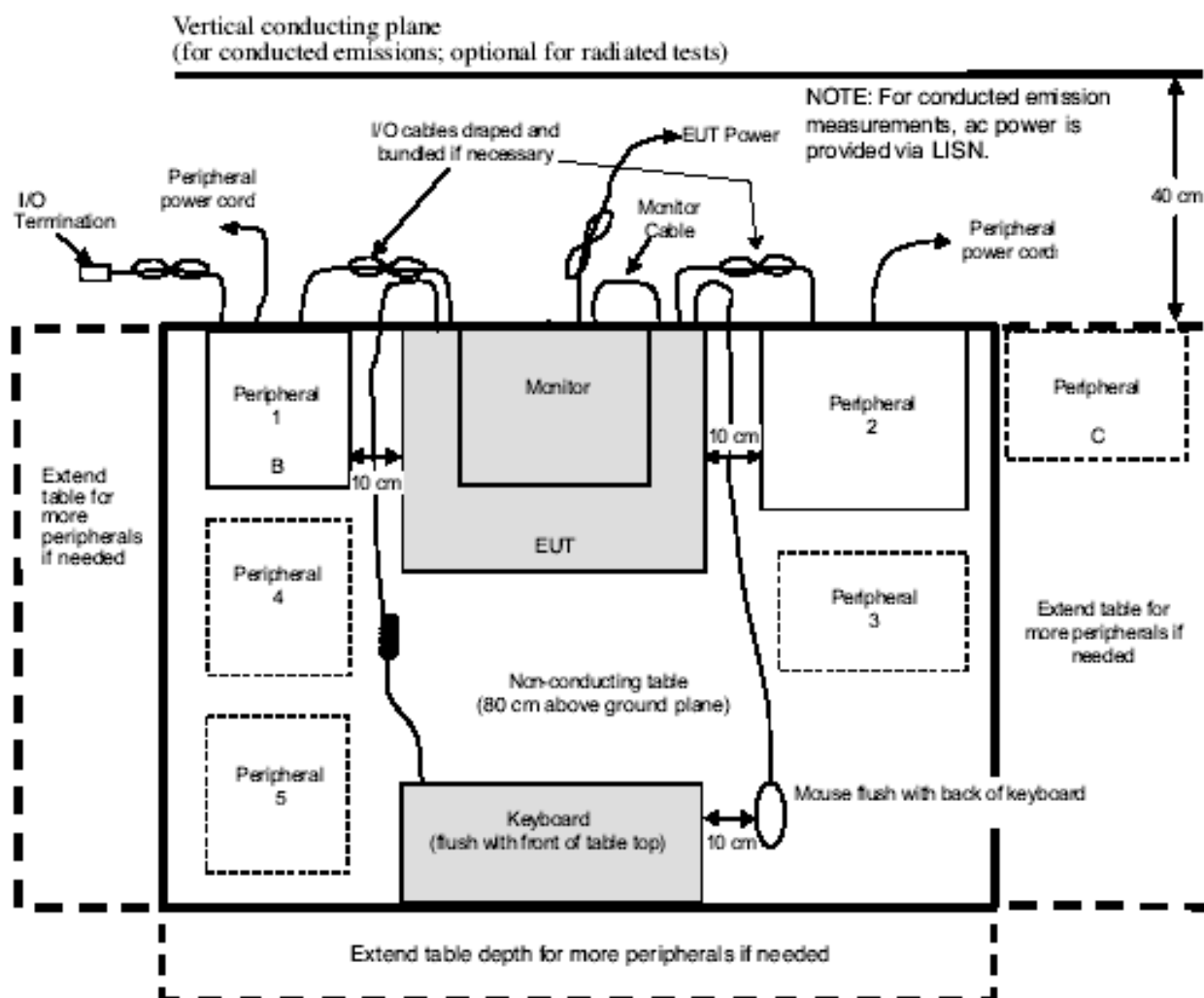


## 6. Radiated Emission Test

### 6.1. Measurement Procedure

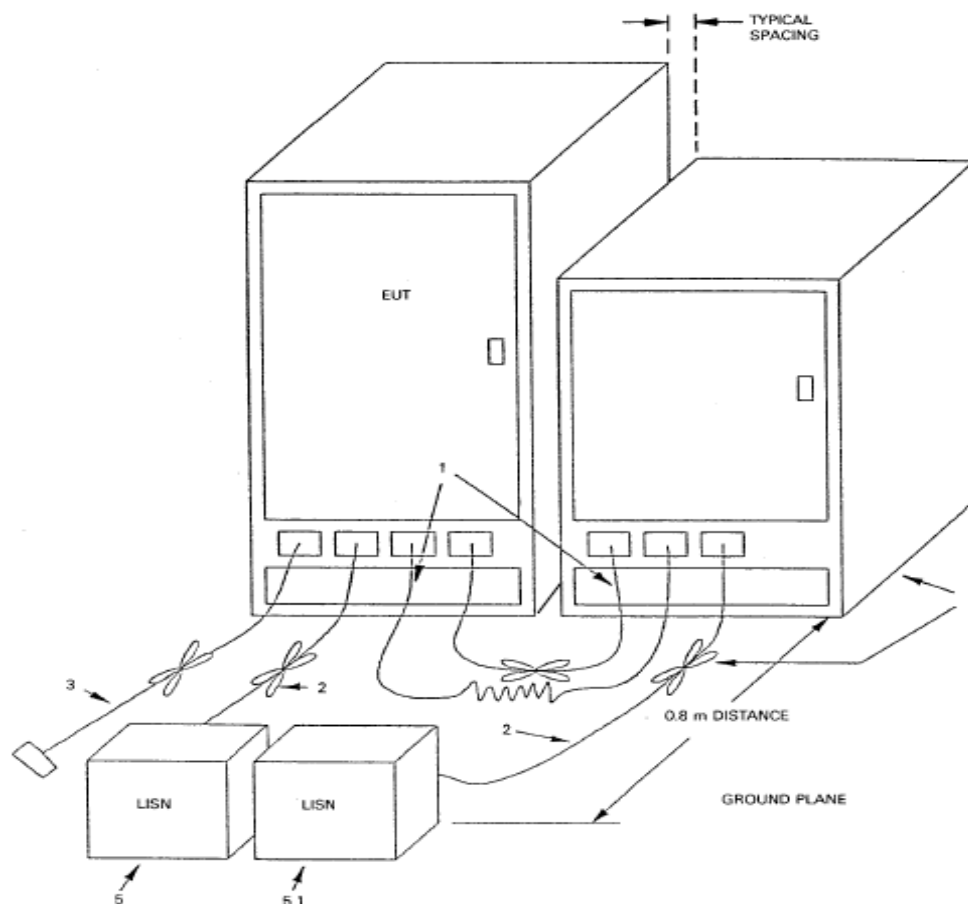
1. The EUT was placed on a turn table which is 0.8m above ground plane.
2. Maximum procedure was performed on the six highest emissions to ensure EUT compliance.
3. And also, each emission was to be maximized by changing the polarization of receiving antenna both horizontal and vertical.
4. Repeat above procedures until all frequency measured were complete.

### 6.2. Test SET-UP (Block Diagram of Configuration)



Unless otherwise stated the results shown in this test report refer only to the sample(s) tested and such sample(s) are retained for 90 days only. This test report cannot be reproduced, except in full, without prior written permission of the Company. 除非另有說明，此報告結果僅對測試之樣品負責，同時此樣品僅保留90天。本報告未經本公司書面許可，不可部份複製。

This document is issued by the Company subject to its General Conditions of Service ([www.sgs.com/terms\\_and\\_conditions.htm](http://www.sgs.com/terms_and_conditions.htm)) and Terms and Conditions for Electronic Documents ([www.sgs.com/terms\\_e-document.htm](http://www.sgs.com/terms_e-document.htm)). Attention is drawn to the limitations of liability, indemnification and jurisdictional issues established therein. Even if printed this electronic document is to be treated as an original within the meaning of UCP 600 article 20b. The authenticity of this document may be verified at [www.sgsonsite.com/authentication](http://www.sgsonsite.com/authentication). Any holder of this document is advised that information contained hereon reflects the Company's findings at the time of its intervention only and within the limits of client's instructions, if any. The Company's sole responsibility is to its Client and this document does not exonerate parties to a transaction from exercising all their rights and obligations under the transaction documents.



## LEGEND:

- 1) Excess I/O cables shall be bundled in the center. If bundling is not possible, the cables shall be arranged in serpentine fashion. Bundling shall not exceed 40 cm in length (see 6.1.4 and 11.2.4).
- 2) Excess power cords shall be bundled in the center or shortened to appropriate length (see 7.2.1).
- 3) I/O cables that are not connected to a peripheral shall be bundled in the center. The end of the cable may be terminated, if required, using the correct terminating impedance. If bundling is not possible, the cable shall be arranged in serpentine fashion (see 6.1.4).
- 4) EUT and all cables shall be insulated, if required, from the groundplane by up to 12 mm of insulating material (see 6.1.4 and 6.2.2).
- 5) EUT connected to one LISN. LISN can be placed on top of, or immediately beneath, the groundplane. 5.1) All other equipment powered from a second LISN or additional LISN(s) (see 5.2.3 and 7.2.1). 5.2) Multiple outlet strip can be used for multiple power cords of non-EUT equipment.

**Figure 10b—Test arrangement for conducted emissions floor-standing equipment**

Unless otherwise stated the results shown in this test report refer only to the sample(s) tested and such sample(s) are retained for 90 days only. This test report cannot be reproduced, except in full, without prior written permission of the Company. 除非另有說明，此報告結果僅對測試之樣品負責，同時此樣品僅保留90天。本報告未經本公司書面許可，不可部份複製。  
This document is issued by the Company subject to its General Conditions of Service ([www.sgs.com/terms\\_and\\_conditions.htm](http://www.sgs.com/terms_and_conditions.htm)) and Terms and Conditions for Electronic Documents ([www.sgs.com/terms\\_e-document.htm](http://www.sgs.com/terms_e-document.htm)). Attention is drawn to the limitations of liability, indemnification and jurisdictional issues established therein. Even if printed this electronic document is to be treated as an original within the meaning of UCP 600 article 20b. The authenticity of this document may be verified at [www.sgsonsite.com/authentication](http://www.sgsonsite.com/authentication). Any holder of this document is advised that information contained hereon reflects the Company's findings at the time of its intervention only and within the limits of client's instructions, if any. The Company's sole responsibility is to its Client and this document does not exonerate parties to a transaction from exercising all their rights and obligations under the transaction documents.

### 6.3. Measurement Equipment Used:

966 Chamber					
EQUIPMENT TYPE	MFR	MODEL NUMBER	SERIAL NUMBER	LAST CAL.	CAL DUE.
Spectrum Analyzer	R&S	FSP 40	100034	02/12/2009	02/11/2010
Bilog Antenna	SCHWAZBECK	VULB9160	9160-3136	11/15/2008	11/14/2009
Horn antenna	SCHWAZBECK	BBHA 9120D	9120D-673	05/09/2008	05/08/2010
Pre-Amplifier	Agilent	8447D	1937A02834	11/30/2008	11/29/2009
Pre-Amplifier	Agilent	8449B	3008A01973	01/05/2009	01/04/2010
Radio Communication Analyzer	R & S	CMU200	102189	05/13/208	05/12/2010
Radio Communication Analyzer	Anritsu	MT8820A	6200307563	04/16/2008	04/15/2010
DC Block	Agilent	BLK-18	155452	07/05/2008	07/04/2009
Turn Table	HD	DT420	N/A	N.C.R	N.C.R
Antenna Tower	HD	MA240-N	240/657	N.C.R	N.C.R
Controller	HD	HD100	N/A	N.C.R	N.C.R
Low Loss Cable	HUBER+SUHNER	SUCOFLEX 104PEA-10M	10m	01/05/2009	01/04/2010
Low Loss Cable	HUBER+SUHNER	SUCOFLEX 104PEA-3M	3m	01/05/2009	01/04/2010
3m Site	SGS	966 chamber	N/A	11/08/2008	11/09/2009

### 6.4. Field Strength Calculation

The field strength is calculated by adding the Antenna Factor and Cable Factor and subtracting the Amplifier Gain and Duty Cycle Correction Factor (if any) from the measured reading. The basic equation with a sample calculation is as follows:

$$FS = RA + AF + CL - AG$$

Where	FS = Field Strength	CL = Cable Attenuation Factor (Cable Loss)
	RA = Reading Amplitude	AG = Amplifier Gain
	AF = Antenna Factor	

Unless otherwise stated the results shown in this test report refer only to the sample(s) tested and such sample(s) are retained for 90 days only. This test report cannot be reproduced, except in full, without prior written permission of the Company. 除非另有說明，此報告結果僅對測試之樣品負責，同時此樣品僅保留90天。本報告未經本公司書面許可，不可部份複製。  
This document is issued by the Company subject to its General Conditions of Service ([www.sgs.com/terms\\_and\\_conditions.htm](http://www.sgs.com/terms_and_conditions.htm)) and Terms and Conditions for Electronic Documents ([www.sgs.com/terms\\_e-document.htm](http://www.sgs.com/terms_e-document.htm)). Attention is drawn to the limitations of liability, indemnification and jurisdictional issues established therein. Even if printed this electronic document is to be treated as an original within the meaning of UCP 600 article 20b. The authenticity of this document may be verified at [www.sgsonsite.com/authentication](http://www.sgsonsite.com/authentication). Any holder of this document is advised that information contained hereon reflects the Company's findings at the time of its intervention only and within the limits of client's instructions, if any. The Company's sole responsibility is to its Client and this document does not exonerate parties to a transaction from exercising all their rights and obligations under the transaction documents.



## 6.5. Measurement Result:

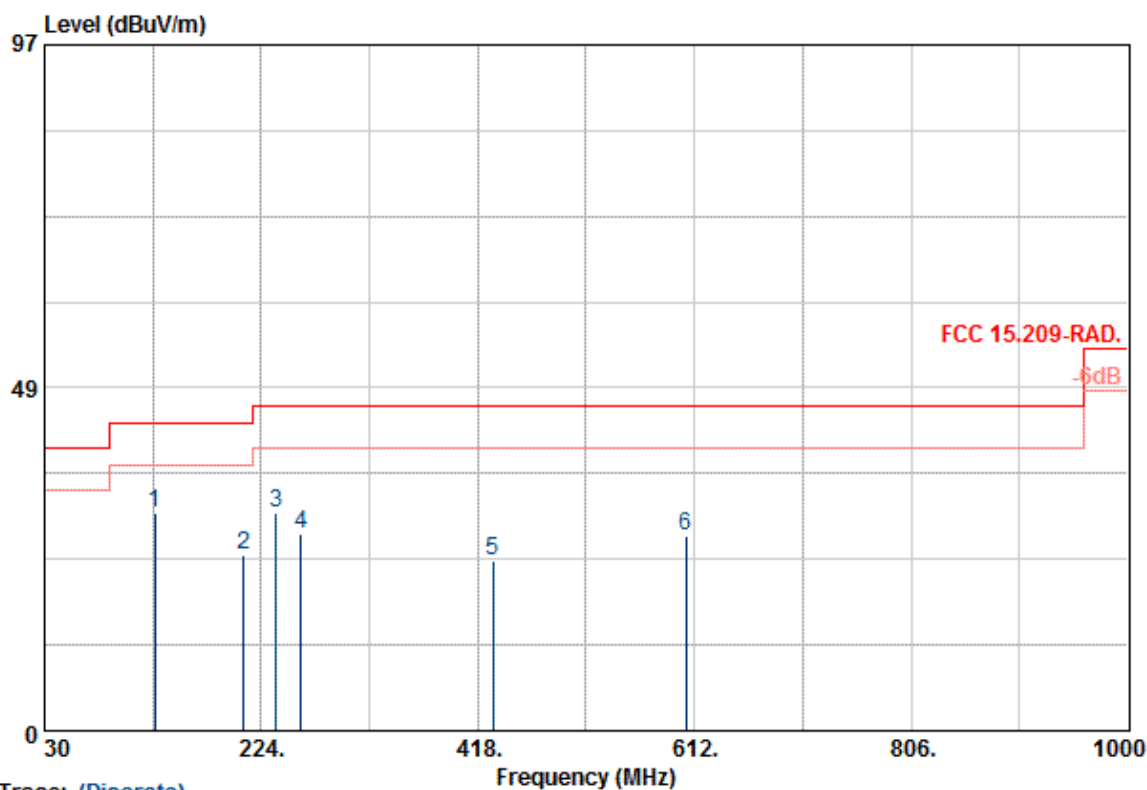
Test Mode: GPRS 850 Link Mode

Test Date : May 19, 2009

Detector Function: Peak/QP

Test By: Eric

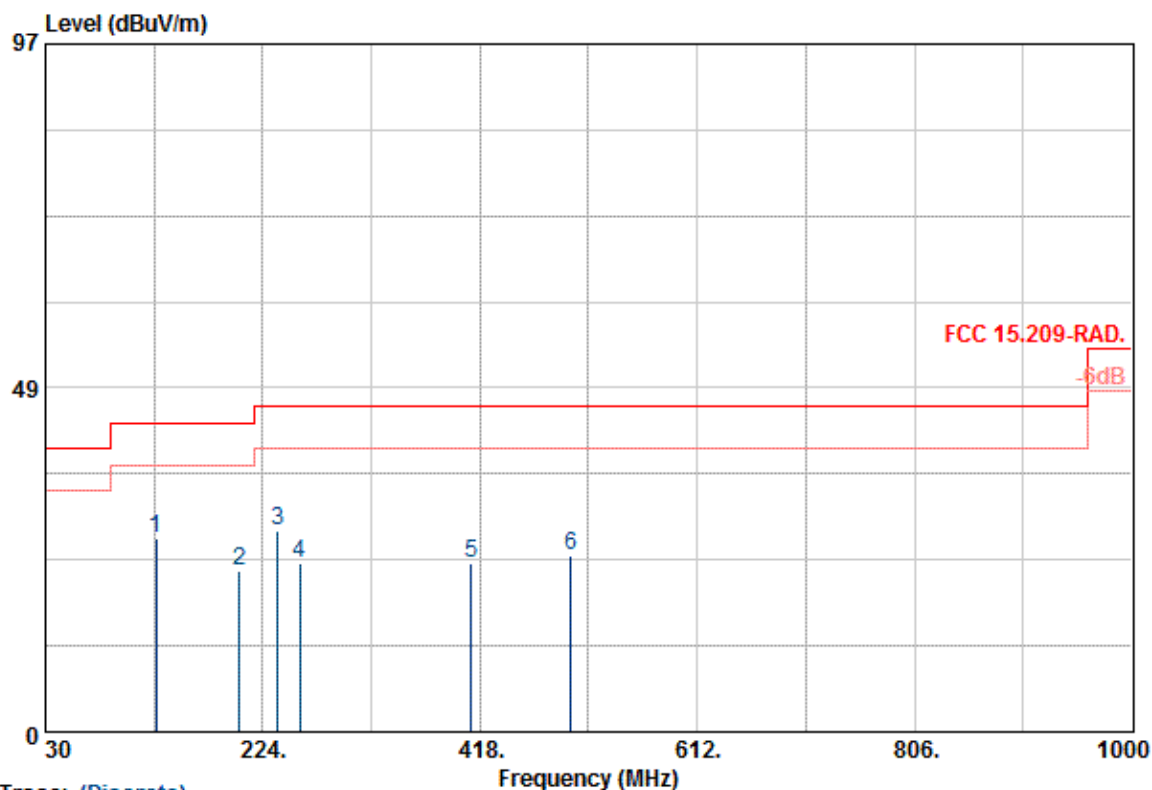
Frequency Range: 30MHz-1000MHz



Site : RF SITE  
 Condition : FCC 15.209-RAD, 3m VULB9160-09 VERTICAL  
 Project No. : EI-2009-40019-20  
 Applicant : Ericsson AB  
 EUT Description : F3607gw  
 EUT Model : F3607gw (KRD 131 15/02)  
 Test Mode : GPRS 850 link  
 Temp./Humid. : 23/60  
 Operator : Eric

	Freq	Read Level	Antenna Factor	Preamp Factor	Cable Loss	Level	Limit Line	Over Limit	Remark
	MHz	dBuV	dB/m	dB/m	dB	dBuV/m	dBuV/m	dB	
1	128.94	44.61	-13.92	12.83	27.78	1.03	30.69	43.50	-12.81 Peak
2	208.48	40.47	-15.72	10.78	27.78	1.28	24.75	43.50	-18.75 Peak
3	237.58	45.18	-14.43	12.20	28.00	1.37	30.75	46.00	-15.25 Peak
4	259.89	41.70	-13.95	12.70	28.10	1.45	27.75	46.00	-18.25 Peak
5	431.58	32.69	-8.69	17.02	27.66	1.95	24.00	46.00	-22.00 Peak
6	604.24	33.07	-5.39	20.05	27.80	2.36	27.68	46.00	-18.32 Peak

Unless otherwise stated the results shown in this test report refer only to the sample(s) tested and such sample(s) are retained for 90 days only. This test report cannot be reproduced, except in full, without prior written permission of the Company. 除非另有說明，此報告結果僅對測試之樣品負責，同時此樣品僅保留90天。本報告未經本公司書面許可，不可部份複製。  
 This document is issued by the Company subject to its General Conditions of Service ([www.sgs.com/terms\\_and\\_conditions.htm](http://www.sgs.com/terms_and_conditions.htm)) and Terms and Conditions for Electronic Documents ([www.sgs.com/terms\\_e-document.htm](http://www.sgs.com/terms_e-document.htm)). Attention is drawn to the limitations of liability, indemnification and jurisdictional issues established therein. Even if printed this electronic document is to be treated as an original within the meaning of UCP 600 article 20b. The authenticity of this document may be verified at [www.sgsonsite.com/authentication](http://www.sgsonsite.com/authentication). Any holder of this document is advised that information contained hereon reflects the Company's findings at the time of its intervention only and within the limits of client's instructions, if any. The Company's sole responsibility is to its Client and this document does not exonerate parties to a transaction from exercising all their rights and obligations under the transaction documents.



Trace: (Discrete)

Site : RF SITE  
 Condition : FCC 15.209-RAD. 3m VULB9160-09 HORIZONTAL  
 Project No. : EI-2009-40019-20  
 Applicant : Ericsson AB  
 EUT Description : F3607gw  
 EUT Model : F3607gw (KRD 131 15/02)  
 Test Mode : GPRS 850 link  
 Temp./Humid. : 23/60  
 Operator : Eric

	Freq	Read	Antenna	Preamp	Cable	Level	Limit	Over	
	MHz	Level	Factor	Factor	Factor	Loss	Line	Limit	Remark
	MHz	dBuV	dB/m	dB/m	dB	dB	dBuV/m	dBuV/m	dB
1	128.94	41.33	-13.92	12.83	27.78	1.03	27.41	43.50	-16.09 Peak
2	203.63	38.39	-15.73	10.74	27.75	1.28	22.66	43.50	-20.84 Peak
3	237.58	42.79	-14.43	12.20	28.00	1.37	28.36	46.00	-17.64 Peak
4	256.98	37.88	-14.04	12.61	28.10	1.45	23.84	46.00	-22.16 Peak
5	410.24	32.92	-9.26	16.48	27.60	1.86	23.66	46.00	-22.34 Peak
6	499.48	32.27	-7.44	18.19	27.77	2.14	24.83	46.00	-21.17 Peak

Unless otherwise stated the results shown in this test report refer only to the sample(s) tested and such sample(s) are retained for 90 days only. This test report cannot be reproduced, except in full, without prior written permission of the Company. 除非另有說明，此報告結果僅對測試之樣品負責，同時此樣品僅保留90天。本報告未經本公司書面許可，不可部份複製。  
 This document is issued by the Company subject to its General Conditions of Service ([www.sgs.com/terms\\_and\\_conditions.htm](http://www.sgs.com/terms_and_conditions.htm)) and Terms and Conditions for Electronic Documents ([www.sgs.com/terms\\_e-document.htm](http://www.sgs.com/terms_e-document.htm)). Attention is drawn to the limitations of liability, indemnification and jurisdictional issues established therein. Even if printed this electronic document is to be treated as an original within the meaning of UCP 600 article 20b. The authenticity of this document may be verified at [www.sgsonsite.com/authentication](http://www.sgsonsite.com/authentication). Any holder of this document is advised that information contained hereon reflects the Company's findings at the time of its intervention only and within the limits of client's instructions, if any. The Company's sole responsibility is to its Client and this document does not exonerate parties to a transaction from exercising all their rights and obligations under the transaction documents.

**Measurement Result:**

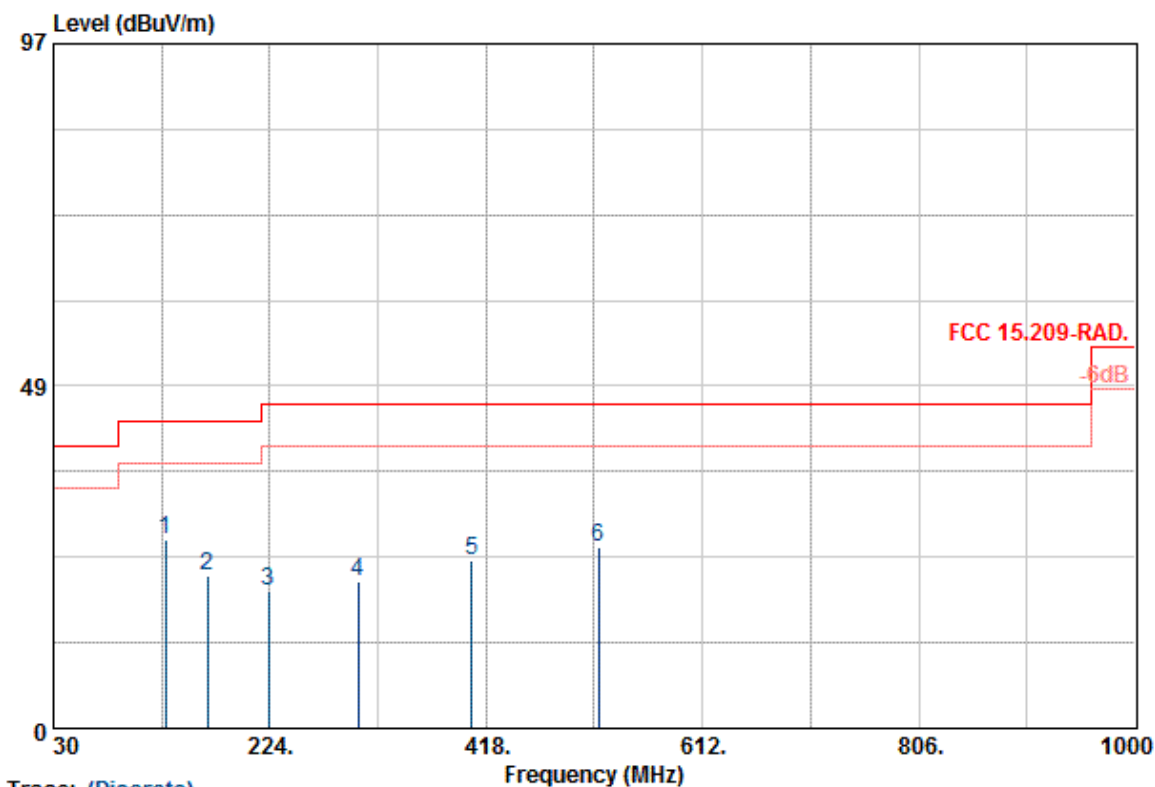
Test Mode: GPRS 1900 Link Mode

Test Date : May 19, 2009

Detector Function: Peak/QP

Test By: Eric

Frequency Range: 30MHz-1000MHz



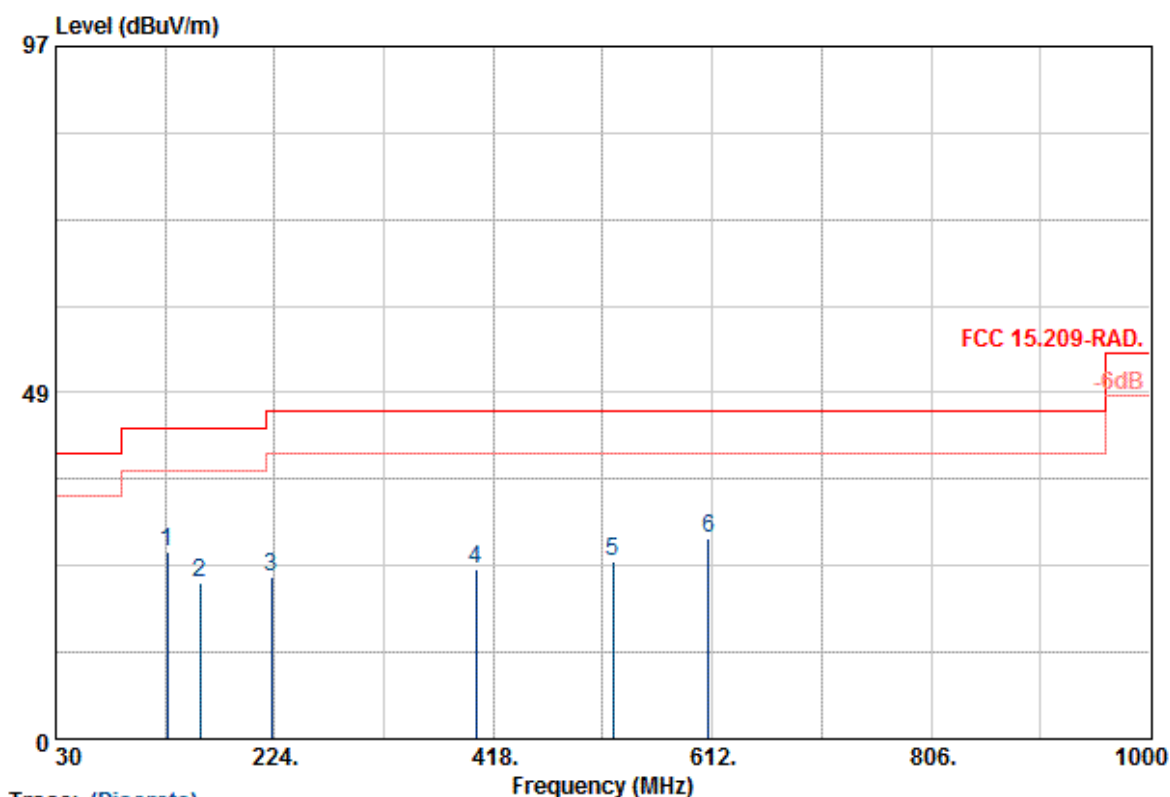
Trace: (Discrete)

Site : RF SITE  
 Condition : FCC 15.209-RAD. 3m VULB9160-09 VERTICAL  
 Project No. : EI-2009-40019-20  
 Applicant : Ericsson AB  
 EUT Description : F3607gw  
 EUT Model : F3607gw (KRD 131 15/02)  
 Test Mode : GPRS 1900 link  
 Temp./Humid. : 23/60  
 Operator : Eric

	Freq	Read Level	Antenna Factor	Preamp Factor	Cable Loss	Level	Limit Line	Over Limit	Remark
	MHz	dBuV	dB/m	dB/m	dB	dBuV/m	dBuV/m	dB	
1	130.88	40.43	-13.80	12.95	27.78	1.03	26.63	43.50	-16.87 Peak
2	167.74	34.99	-13.35	13.42	27.89	1.12	21.64	43.50	-21.86 Peak
3	223.03	34.82	-15.46	11.15	27.89	1.28	19.36	46.00	-26.64 Peak
4	303.54	33.36	-12.68	13.85	28.06	1.53	20.68	46.00	-25.32 Peak
5	405.39	33.14	-9.37	16.35	27.58	1.86	23.77	46.00	-22.23 Peak
6	518.88	32.73	-6.98	18.46	27.63	2.19	25.75	46.00	-20.25 Peak

Unless otherwise stated the results shown in this test report refer only to the sample(s) tested and such sample(s) are retained for 90 days only. This test report cannot be reproduced, except in full, without prior written permission of the Company. 除非另有說明，此報告結果僅對測試之樣品負責，同時此樣品僅保留90天。本報告未經本公司書面許可，不可部份複製。

This document is issued by the Company subject to its General Conditions of Service ([www.sgs.com/terms\\_and\\_conditions.htm](http://www.sgs.com/terms_and_conditions.htm)) and Terms and Conditions for Electronic Documents ([www.sgs.com/terms\\_e-document.htm](http://www.sgs.com/terms_e-document.htm)). Attention is drawn to the limitations of liability, indemnification and jurisdictional issues established therein. Even if printed this electronic document is to be treated as an original within the meaning of UCP 600 article 20b. The authenticity of this document may be verified at [www.sgsonsite.com/authentication](http://www.sgsonsite.com/authentication). Any holder of this document is advised that information contained hereon reflects the Company's findings at the time of its intervention only and within the limits of client's instructions, if any. The Company's sole responsibility is to its Client and this document does not exonerate parties to a transaction from exercising all their rights and obligations under the transaction documents.



Trace: (Discrete)

Site : RF SITE  
 Condition : FCC 15.209-RAD. 3m VULB9160-09 HORIZONTAL  
 Project No. : EI-2009-40019-20  
 Applicant : Ericsson AB  
 EUT Description : F3607gw  
 EUT Model : F3607gw (KRD 131 15/02)  
 Test Mode : GPRS 1900 link  
 Temp./Humid. : 23/60  
 Operator : Eric

	Freq	Read Level	Antenna Factor	Preampl Factor	Cable Loss	Level	Limit Line	Over Limit	Remark
	MHz	dBuV	dB/m	dB/m	dB	dBuV/m	dBuV/m	dB	
1	128.94	40.17	-13.92	12.83	27.78	1.03	26.25	43.50	-17.25 Peak
2	158.04	34.51	-12.72	13.86	27.70	1.12	21.79	43.50	-21.71 Peak
3	221.09	38.38	-15.75	10.85	27.88	1.28	22.63	46.00	-23.37 Peak
4	402.48	33.10	-9.44	16.28	27.58	1.86	23.66	46.00	-22.34 Peak
5	523.73	31.68	-6.87	18.53	27.59	2.19	24.81	46.00	-21.19 Peak
6	609.09	33.46	-5.39	20.11	27.86	2.36	28.07	46.00	-17.93 Peak

Unless otherwise stated the results shown in this test report refer only to the sample(s) tested and such sample(s) are retained for 90 days only. This test report cannot be reproduced, except in full, without prior written permission of the Company. 除非另有說明，此報告結果僅對測試之樣品負責，同時此樣品僅保留90天。本報告未經本公司書面許可，不可部份複製。  
 This document is issued by the Company subject to its General Conditions of Service ([www.sgs.com/terms\\_and\\_conditions.htm](http://www.sgs.com/terms_and_conditions.htm)) and Terms and Conditions for Electronic Documents ([www.sgs.com/terms\\_e-document.htm](http://www.sgs.com/terms_e-document.htm)). Attention is drawn to the limitations of liability, indemnification and jurisdictional issues established therein. Even if printed this electronic document is to be treated as an original within the meaning of UCP 600 article 20b. The authenticity of this document may be verified at [www.sgsonsite.com/authentication](http://www.sgsonsite.com/authentication). Any holder of this document is advised that information contained hereon reflects the Company's findings at the time of its intervention only and within the limits of client's instructions, if any. The Company's sole responsibility is to its Client and this document does not exonerate parties to a transaction from exercising all their rights and obligations under the transaction documents.

**Measurement Result:**

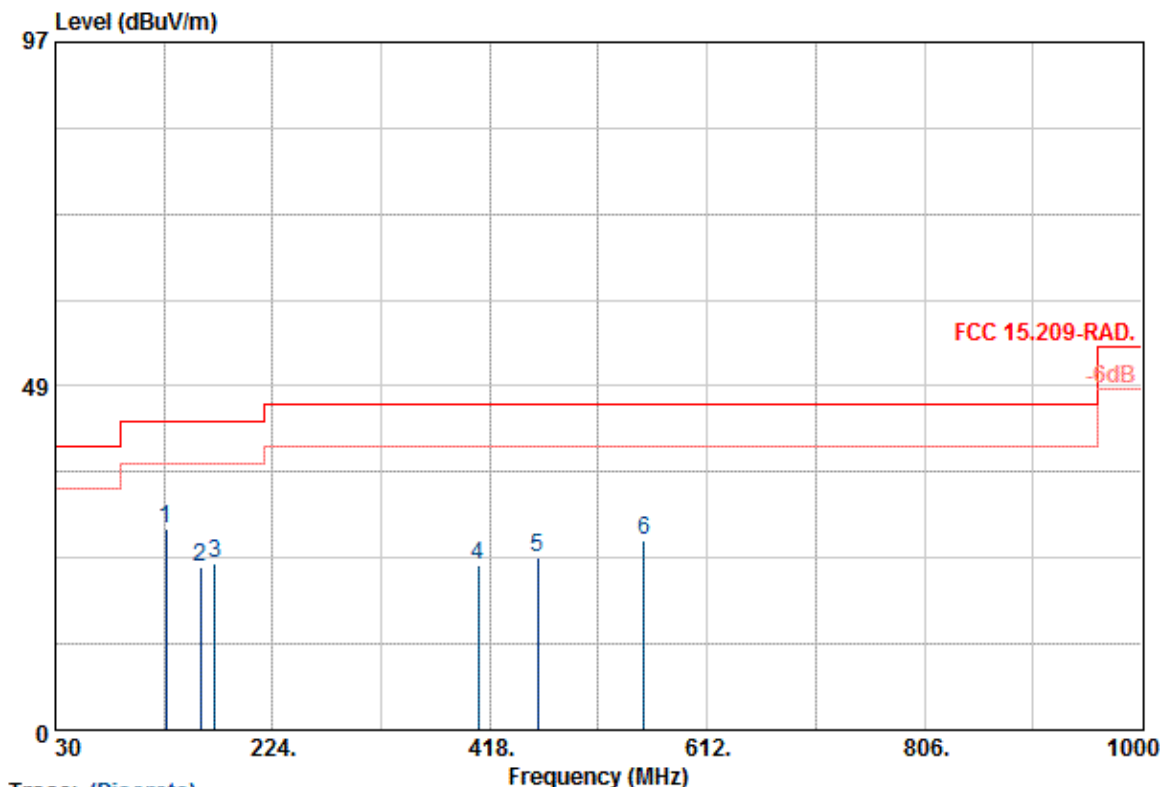
Test Mode: WCDMA Band II Link Mode

Test Date : May 19, 2009

Detector Function: Peak/QP

Test By: Eric

Frequency Range: 30MHz-1000MHz



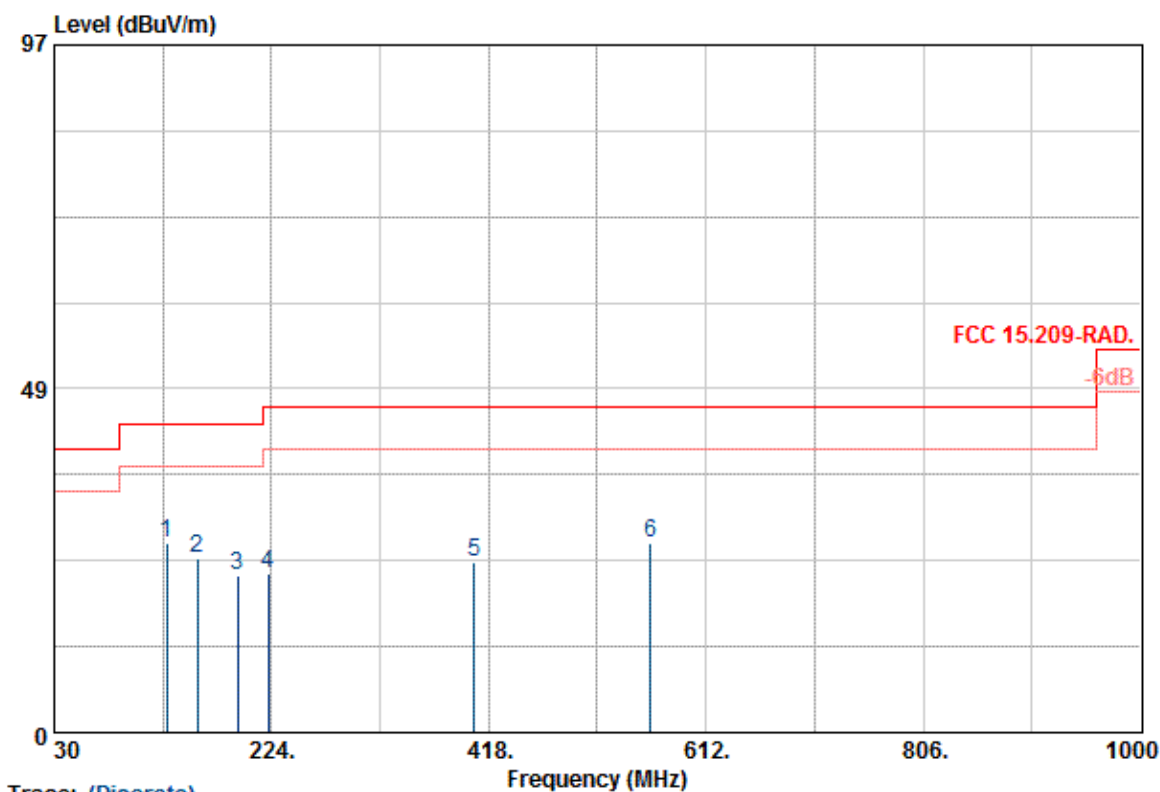
Trace: (Discrete)

Site : RF SITE  
 Condition : FCC 15.209-RAD. 3m VULB9160-09 VERTICAL  
 Project No. : EI-2009-40019-20  
 Applicant : Ericsson AB  
 EUT Description : F3607gw  
 EUT Model : F3607gw (KRD 131 15/02)  
 Test Mode : HSUPA B2 link  
 Temp./Humid. : 23/60  
 Operator : Eric

	Freq	Read Level	Antenna Factor	Preamp Factor	Cable Loss	Limit Level	Over Limit	Remark
	MHz	dBuV	dB/m	dB/m	dB	dBuV/m	dBuV/m	dB
1	128.94	42.40	-13.92	12.83	27.78	1.03	28.48	43.50 -15.02 Peak
2	159.98	35.73	-12.67	13.90	27.69	1.12	23.06	43.50 -20.44 Peak
3	172.59	37.26	-13.77	13.03	28.00	1.20	23.49	43.50 -20.01 Peak
4	407.33	32.65	-9.33	16.40	27.59	1.86	23.32	46.00 -22.68 Peak
5	460.68	32.29	-8.04	17.65	27.72	2.03	24.25	46.00 -21.75 Peak
6	555.74	32.93	-6.15	19.03	27.43	2.25	26.78	46.00 -19.22 Peak

Unless otherwise stated the results shown in this test report refer only to the sample(s) tested and such sample(s) are retained for 90 days only. This test report cannot be reproduced, except in full, without prior written permission of the Company. 除非另有說明，此報告結果僅對測試之樣品負責，同時此樣品僅保留90天。本報告未經本公司書面許可，不可部份複製。

This document is issued by the Company subject to its General Conditions of Service ([www.sgs.com/terms\\_and\\_conditions.htm](http://www.sgs.com/terms_and_conditions.htm)) and Terms and Conditions for Electronic Documents ([www.sgs.com/terms\\_e-document.htm](http://www.sgs.com/terms_e-document.htm)). Attention is drawn to the limitations of liability, indemnification and jurisdictional issues established therein. Even if printed this electronic document is to be treated as an original within the meaning of UCP 600 article 20b. The authenticity of this document may be verified at [www.sgsonsite.com/authentication](http://www.sgsonsite.com/authentication). Any holder of this document is advised that information contained hereon reflects the Company's findings at the time of its intervention only and within the limits of client's instructions, if any. The Company's sole responsibility is to its Client and this document does not exonerate parties to a transaction from exercising all their rights and obligations under the transaction documents.



Trace: (Discrete)

Site : RF SITE  
 Condition : FCC 15.209-RAD. 3m VULB9160-09 HORIZONTAL  
 Project No. : EI-2009-40019-20  
 Applicant : Ericsson AB  
 EUT Description : F3607gw  
 EUT Model : F3607gw (KRD 131 15/02)  
 Test Mode : HSUPA B2 link  
 Temp./Humid. : 23/60  
 Operator : Eric

	Freq	Read Level	Antenna Factor	Preamp Factor	Cable Loss	Level	Limit Line	Over Limit	Remark
	MHz	dBuV	dB/m	dB/m	dB	dBuV/m	dBuV/m	dB	
1	130.88	40.44	-13.80	12.95	27.78	1.03	26.64	43.50	-16.86 Peak
2	158.04	37.37	-12.72	13.86	27.70	1.12	24.65	43.50	-18.85 Peak
3	193.93	37.73	-15.66	11.00	27.86	1.20	22.07	43.50	-21.43 Peak
4	221.09	38.13	-15.75	10.85	27.88	1.28	22.38	46.00	-23.62 Peak
5	405.39	33.43	-9.37	16.35	27.58	1.86	24.06	46.00	-21.94 Peak
6	562.53	32.88	-6.06	19.17	27.48	2.25	26.82	46.00	-19.18 Peak

Unless otherwise stated the results shown in this test report refer only to the sample(s) tested and such sample(s) are retained for 90 days only. This test report cannot be reproduced, except in full, without prior written permission of the Company. 除非另有說明，此報告結果僅對測試之樣品負責，同時此樣品僅保留90天。本報告未經本公司書面許可，不可部份複製。 This document is issued by the Company subject to its General Conditions of Service ([www.sgs.com/terms\\_and\\_conditions.htm](http://www.sgs.com/terms_and_conditions.htm)) and Terms and Conditions for Electronic Documents ([www.sgs.com/terms\\_e-document.htm](http://www.sgs.com/terms_e-document.htm)). Attention is drawn to the limitations of liability, indemnification and jurisdictional issues established therein. Even if printed this electronic document is to be treated as an original within the meaning of UCP 600 article 20b. The authenticity of this document may be verified at [www.sgsonsite.com/authentication](http://www.sgsonsite.com/authentication). Any holder of this document is advised that information contained hereon reflects the Company's findings at the time of its intervention only and within the limits of client's instructions, if any. The Company's sole responsibility is to its Client and this document does not exonerate parties to a transaction from exercising all their rights and obligations under the transaction documents.

## Measurement Result:

Test Mode: GPRS 850 Link Mode

Test Date : May 19, 2009

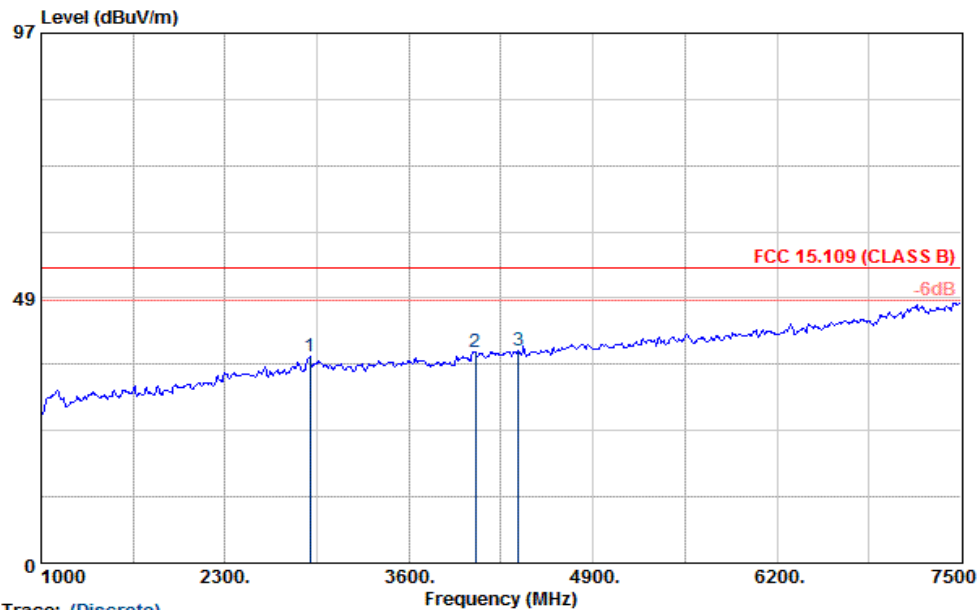
Detector Function: Quasi-Peak

Test By: Eric

Frequency Range: 1000MHz-7.5GHz

Temperature : 25 °C

Humidity : 65 %



Trace: (Discrete)

Site : RF SITE  
Condition : FCC 15.109 (CLASS B) 3m BBHA9120D(673)-09 VERTICAL  
Project No. : EI-2009-40019-20  
Applicant : Ericsson AB  
EUT Description : F3607gw  
EUT Model : F3607gw (KRD 131 15/02)  
Test Mode : GPRS 850 link  
Temp./Humid. : 23/60  
Operator : Eric

	Freq	Read Level	Antenna Factor	Preamp Factor	Cable Loss	Level	Limit Line	Over Limit	Remark
	MHz	dBuV	dB/m	dB/m	dB	dBuV/m	dBuV/m	dB	
1	2898.00	37.70	0.24	28.08	33.06	5.22	37.94	53.98	-16.04 Peak
2	4068.00	34.88	3.76	29.82	32.47	6.41	38.64	53.98	-15.34 Peak
3	4373.50	34.47	4.49	30.36	32.34	6.47	38.96	53.98	-15.02 Peak

## Remark:

- (1) Measuring frequencies from 1GHz to the 10th harmonic of highest fundamental frequency.
- (2) Radiated emissions measured in frequency above 1000MHz were made with an instrument using Peak detector mode and average detector mode of the emission shown in Actual FS column.
- (3) Spectrum Peak Setting : 1GHz- 26GHz, RBW= 1MHz, VBW= 3MHz, Sweep time= 200 ms.
- (4) Spectrum AV Setting : 1GHz- 26GHz, RBW= 1MHz, VBW= 10Hz, Sweep time= 200 ms.

Unless otherwise stated the results shown in this test report refer only to the sample(s) tested and such sample(s) are retained for 90 days only. This test report cannot be reproduced, except in full, without prior written permission of the Company. 除非另有說明，此報告結果僅對測試之樣品負責，同時此樣品僅保留90天。本報告未經本公司書面許可，不可部份複製。  
This document is issued by the Company subject to its General Conditions of Service ([www.sgs.com/terms\\_and\\_conditions.htm](http://www.sgs.com/terms_and_conditions.htm)) and Terms and Conditions for Electronic Documents ([www.sgs.com/terms\\_e-document.htm](http://www.sgs.com/terms_e-document.htm)). Attention is drawn to the limitations of liability, indemnification and jurisdictional issues established therein. Even if printed this electronic document is to be treated as an original within the meaning of UCP 600 article 20b. The authenticity of this document may be verified at [www.sgsonsite.com/authentication](http://www.sgsonsite.com/authentication). Any holder of this document is advised that information contained hereon reflects the Company's findings at the time of its intervention only and within the limits of client's instructions, if any. The Company's sole responsibility is to its Client and this document does not exonerate parties to a transaction from exercising all their rights and obligations under the transaction documents.



## Measurement Result:

Test Mode: GPRS 850 Link Mode

Test Date : May 19, 2009

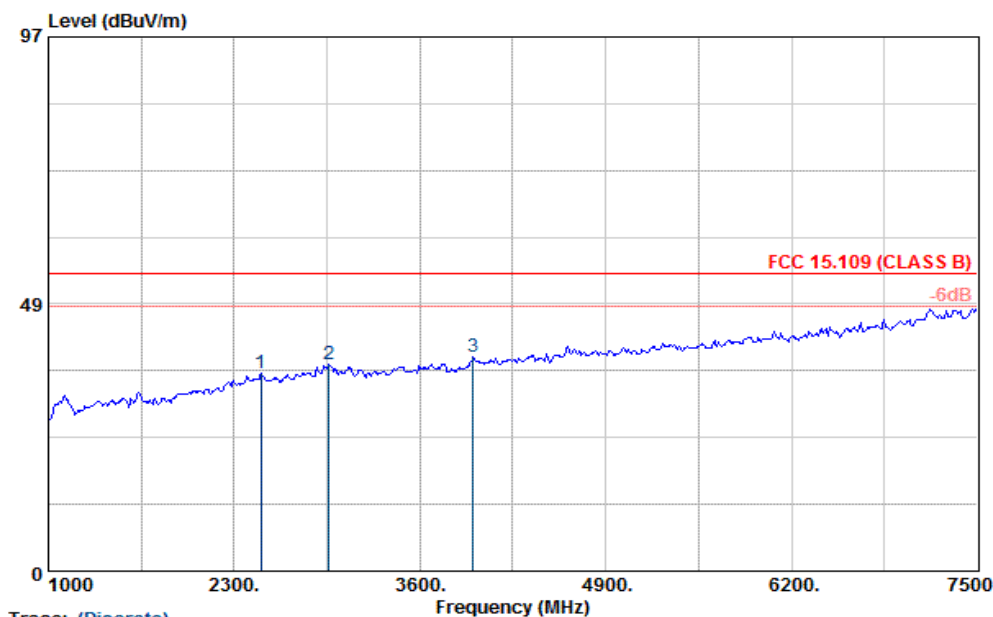
Detector Function: Quasi-Peak

Test By: Eric

Frequency Range: 1000MHz-13GHz

Temperature : 25 °C

Humidity : 65 %



Trace: (Discrete)  
 Site : RF SITE  
 Condition : FCC 15.109 (CLASS B) 3m BBHA9120D(673)-09 HORIZONTAL  
 Project No. : EI-2009-40019-20  
 Applicant : Ericsson AB  
 EUT Description : F3607gw  
 EUT Model : F3607gw (KRD 131 15/02)  
 Test Mode : GPRS 850 link  
 Temp./Humid. : 23/60  
 Operator : Eric

	Freq	Read Level	Antenna Factor	Preamp Factor	Cable Loss	Level	Limit Line	Over Limit	Remark
	MHz	dBuV	dB/m	dB/m	dB	dBuV/m	dBuV/m	dB	
1	2488.50	36.56	-0.69	27.60	33.08	4.79	35.87	53.98	-18.11 Peak
2	2963.00	37.05	0.39	28.14	33.06	5.31	37.44	53.98	-16.54 Peak
3	3970.50	35.37	3.49	29.66	32.54	6.37	38.86	53.98	-15.12 Peak

## Remark:

- (1) Measuring frequencies from 1GHz to the 10th harmonic of highest fundamental frequency.
- (2) Radiated emissions measured in frequency above 1000MHz were made with an instrument using Peak detector mode and average detector mode of the emission shown in Actual FS column.
- (3) Spectrum Peak Setting : 1GHz- 26GHz, RBW= 1MHz, VBW= 3MHz, Sweep time= 200 ms.
- (4) Spectrum AV Setting : 1GHz- 26GHz, RBW= 1MHz, VBW= 10Hz, Sweep time= 200 ms.

Unless otherwise stated the results shown in this test report refer only to the sample(s) tested and such sample(s) are retained for 90 days only. This test report cannot be reproduced, except in full, without prior written permission of the Company. 除非另有說明，此報告結果僅對測試之樣品負責，同時此樣品僅保留90天。本報告未經本公司書面許可，不可部份複製。  
 This document is issued by the Company subject to its General Conditions of Service ([www.sgs.com/terms\\_and\\_conditions.htm](http://www.sgs.com/terms_and_conditions.htm)) and Terms and Conditions for Electronic Documents ([www.sgs.com/terms\\_e-document.htm](http://www.sgs.com/terms_e-document.htm)). Attention is drawn to the limitations of liability, indemnification and jurisdictional issues established therein. Even if printed this electronic document is to be treated as an original within the meaning of UCP 600 article 20b. The authenticity of this document may be verified at [www.sgsonsite.com/authentication](http://www.sgsonsite.com/authentication). Any holder of this document is advised that information contained hereon reflects the Company's findings at the time of its intervention only and within the limits of client's instructions, if any. The Company's sole responsibility is to its Client and this document does not exonerate parties to a transaction from exercising all their rights and obligations under the transaction documents.



## Measurement Result:

Test Mode: GPRS 1900 Link Mode

Test Date : May 19, 2009

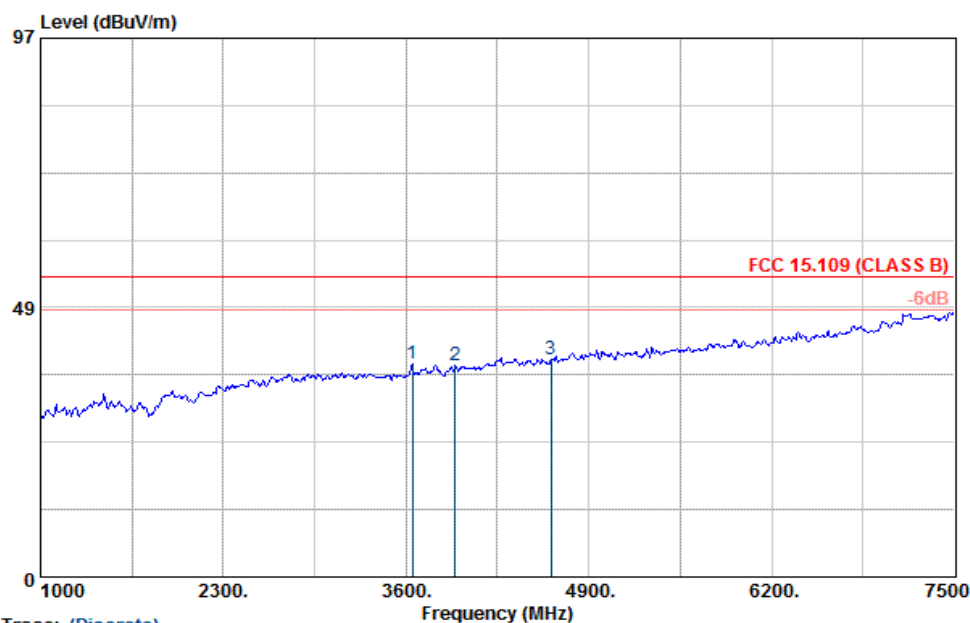
Detector Function: Quasi-Peak

Test By: Eric

Frequency Range: 1000MHz-13GHz

Temperature : 25 °C

Humidity : 65 %



Trace: (Discrete)

Site : RF SITE  
 Condition : FCC 15.109 (CLASS B) 3m BBHA9120D(673)-09 VERTICAL  
 Project No. : EI-2009-40019-20  
 Applicant : Ericsson AB  
 EUT Description : F3607gw  
 EUT Model : F3607gw (KRD 131 15/02)  
 Test Mode : GPRS 1900 link  
 Temp./Humid. : 23/60  
 Operator : Eric

	Freq	Read	Antenna	Preampl	Cable	Level	Limit	Over	Remark
	MHz	Level	Factor	Factor	Loss	dBuV/m	Line	Limit	
		dBuV	dB/m	dB/m	dB		dBuV/m	dB	
1	3645.50	36.47	2.01	28.87	32.84	5.98	38.48	53.98	-15.50 Peak
2	3951.00	34.68	3.41	29.62	32.54	6.33	38.09	53.98	-15.89 Peak
3	4633.50	33.95	5.23	30.88	32.37	6.72	39.18	53.98	-14.80 Peak

## Remark:

- (1) Measuring frequencies from 1GHz to the 10th harmonic of highest fundamental frequency.
- (2) Radiated emissions measured in frequency above 1000MHz were made with an instrument using Peak detector mode and average detector mode of the emission shown in Actual FS column.
- (3) Spectrum Peak Setting : 1GHz- 26GHz, RBW= 1MHz, VBW= 3MHz, Sweep time= 200 ms.
- (4) Spectrum AV Setting : 1GHz- 26GHz, RBW= 1MHz, VBW= 10Hz, Sweep time= 200 ms.

Unless otherwise stated the results shown in this test report refer only to the sample(s) tested and such sample(s) are retained for 90 days only. This test report cannot be reproduced, except in full, without prior written permission of the Company. 除非另有說明，此報告結果僅對測試之樣品負責，同時此樣品僅保留90天。本報告未經本公司書面許可，不可部份複製。 This document is issued by the Company subject to its General Conditions of Service ([www.sgs.com/terms\\_and\\_conditions.htm](http://www.sgs.com/terms_and_conditions.htm)) and Terms and Conditions for Electronic Documents ([www.sgs.com/terms\\_e-document.htm](http://www.sgs.com/terms_e-document.htm)). Attention is drawn to the limitations of liability, indemnification and jurisdictional issues established therein. Even if printed this electronic document is to be treated as an original within the meaning of UCP 600 article 20b. The authenticity of this document may be verified at [www.sgsonsite.com/authentication](http://www.sgsonsite.com/authentication). Any holder of this document is advised that information contained hereon reflects the Company's findings at the time of its intervention only and within the limits of client's instructions, if any. The Company's sole responsibility is to its Client and this document does not exonerate parties to a transaction from exercising all their rights and obligations under the transaction documents.

## Measurement Result:

Test Mode: GPRS 1900 Link Mode

Test Date : May 19, 2009

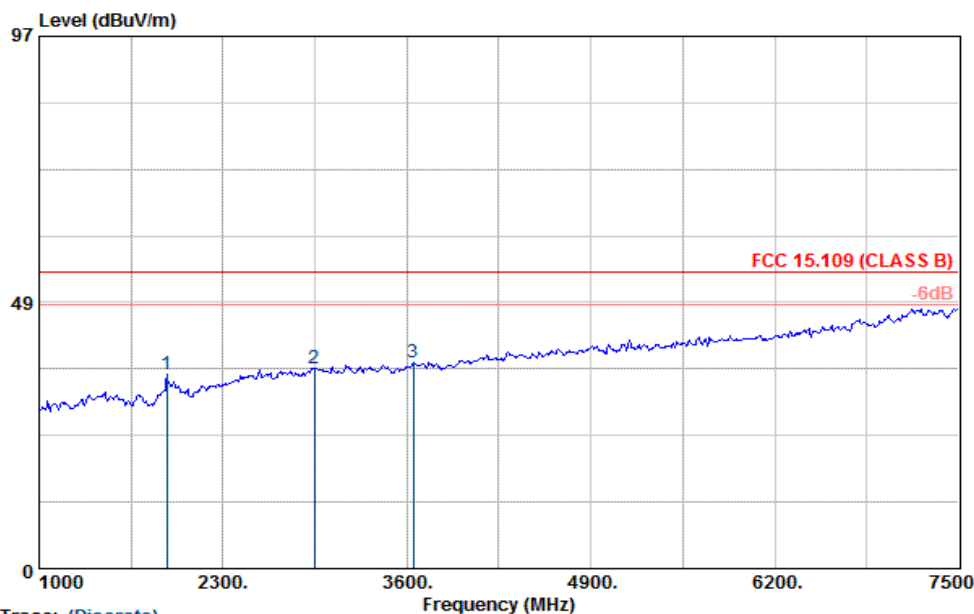
Detector Function: Quasi-Peak

Test By: Eric

Frequency Range: 1000MHz-13GHz

Temperature : 25 °C

Humidity : 65 %



Trace: (Discrete)

Site : RF SITE  
Condition : FCC 15.109 (CLASS B) 3m BBHA9120D(673)-09 HORIZONTAL  
Project No. : EI-2009-40019-20  
Applicant : Ericsson AB  
EUT Description : F3607gw  
EUT Model : F3607gw (KRD 131 15/02)  
Test Mode : GPRS 1900 link  
Temp./Humid. : 23/60  
Operator : Eric

	Freq	Read Level	Antenna Factor	Preamp Factor	Cable Loss	Level	Limit Line	Over Limit	Remark
	MHz	dBuV	dB/m	dB/m	dB	dBuV/m	dBuV/m	dB	
1	1903.50	39.26	-3.90	25.45	33.51	4.16	35.36	53.98	-18.62 Peak
2	2943.50	36.23	0.34	28.12	33.06	5.28	36.57	53.98	-17.41 Peak
3	3645.50	35.45	2.01	28.87	32.84	5.98	37.46	53.98	-16.52 Peak

## Remark:

- (1) Measuring frequencies from 1GHz to the 10th harmonic of highest fundamental frequency.
- (2) Radiated emissions measured in frequency above 1000MHz were made with an instrument using Peak detector mode and average detector mode of the emission shown in Actual FS column.
- (3) Spectrum Peak Setting : 1GHz- 26GHz, RBW= 1MHz, VBW= 3MHz, Sweep time= 200 ms.
- (4) Spectrum AV Setting : 1GHz- 26GHz, RBW= 1MHz, VBW= 10Hz, Sweep time= 200 ms.

Unless otherwise stated the results shown in this test report refer only to the sample(s) tested and such sample(s) are retained for 90 days only. This test report cannot be reproduced, except in full, without prior written permission of the Company. 除非另有說明，此報告結果僅對測試之樣品負責，同時此樣品僅保留90天。本報告未經本公司書面許可，不可部份複製。  
This document is issued by the Company subject to its General Conditions of Service ([www.sgs.com/terms\\_and\\_conditions.htm](http://www.sgs.com/terms_and_conditions.htm)) and Terms and Conditions for Electronic Documents ([www.sgs.com/terms\\_e-document.htm](http://www.sgs.com/terms_e-document.htm)). Attention is drawn to the limitations of liability, indemnification and jurisdictional issues established therein. Even if printed this electronic document is to be treated as an original within the meaning of UCP 600 article 20b. The authenticity of this document may be verified at [www.sgsonsite.com/authentication](http://www.sgsonsite.com/authentication). Any holder of this document is advised that information contained hereon reflects the Company's findings at the time of its intervention only and within the limits of client's instructions, if any. The Company's sole responsibility is to its Client and this document does not exonerate parties to a transaction from exercising all their rights and obligations under the transaction documents.

## Measurement Result:

Test Mode: WCDMA Band II Link Mode

Test Date : May 19, 2009

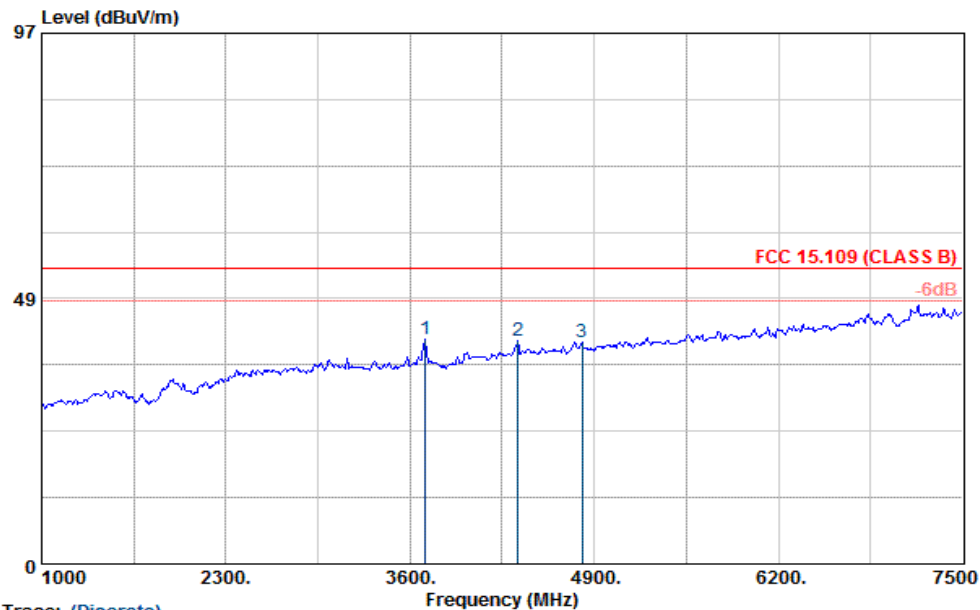
Detector Function: Quasi-Peak

Test By: Eric

Frequency Range: 1000MHz-13GHz

Temperature : 25 °C

Humidity : 65 %



Trace: (Discrete)

Site : RF SITE  
Condition : FCC 15.109 (CLASS B) 3m BBHA9120D(673)-09 VERTICAL  
Project No. : EI-2009-40019-20  
Applicant : Ericsson AB  
EUT Description : F3607gw  
EUT Model : F3607gw (KRD 131 15/02)  
Test Mode : HSUPA B2 link  
Temp./Humid. : 23/60  
Operator : Eric

	Freq	Read Level	Antenna Factor	Preamp Factor	Cable Loss	Level	Limit Line	Over Limit	Remark
	MHz	dBuV	dB/m	dB/m	dB	dBuV/m	dBuV/m	dB	
1	3710.50	38.88	2.25	29.00	32.79	6.04	41.13	53.98	-12.85 Peak
2	4360.50	36.38	4.49	30.36	32.34	6.47	40.87	53.98	-13.11 Peak
3	4815.50	34.91	5.75	31.22	32.51	7.04	40.66	53.98	-13.32 Peak

## Remark:

- (1) Measuring frequencies from 1GHz to the 10th harmonic of highest fundamental frequency.
- (2) Radiated emissions measured in frequency above 1000MHz were made with an instrument using Peak detector mode and average detector mode of the emission shown in Actual FS column.
- (3) Spectrum Peak Setting : 1GHz- 26GHz, RBW= 1MHz, VBW= 3MHz, Sweep time= 200 ms.
- (4) Spectrum AV Setting : 1GHz- 26GHz, RBW= 1MHz, VBW= 10Hz, Sweep time= 200 ms.

Unless otherwise stated the results shown in this test report refer only to the sample(s) tested and such sample(s) are retained for 90 days only. This test report cannot be reproduced, except in full, without prior written permission of the Company. 除非另有說明，此報告結果僅對測試之樣品負責，同時此樣品僅保留90天。本報告未經本公司書面許可，不可部份複製。 This document is issued by the Company subject to its General Conditions of Service ([www.sgs.com/terms\\_and\\_conditions.htm](http://www.sgs.com/terms_and_conditions.htm)) and Terms and Conditions for Electronic Documents ([www.sgs.com/terms\\_e-document.htm](http://www.sgs.com/terms_e-document.htm)). Attention is drawn to the limitations of liability, indemnification and jurisdictional issues established therein. Even if printed this electronic document is to be treated as an original within the meaning of UCP 600 article 20b. The authenticity of this document may be verified at [www.sgsonsite.com/authentication](http://www.sgsonsite.com/authentication). Any holder of this document is advised that information contained hereon reflects the Company's findings at the time of its intervention only and within the limits of client's instructions, if any. The Company's sole responsibility is to its Client and this document does not exonerate parties to a transaction from exercising all their rights and obligations under the transaction documents.

## Measurement Result:

Test Mode: WCDMA Band II Link Mode

Test Date : May 19, 2009

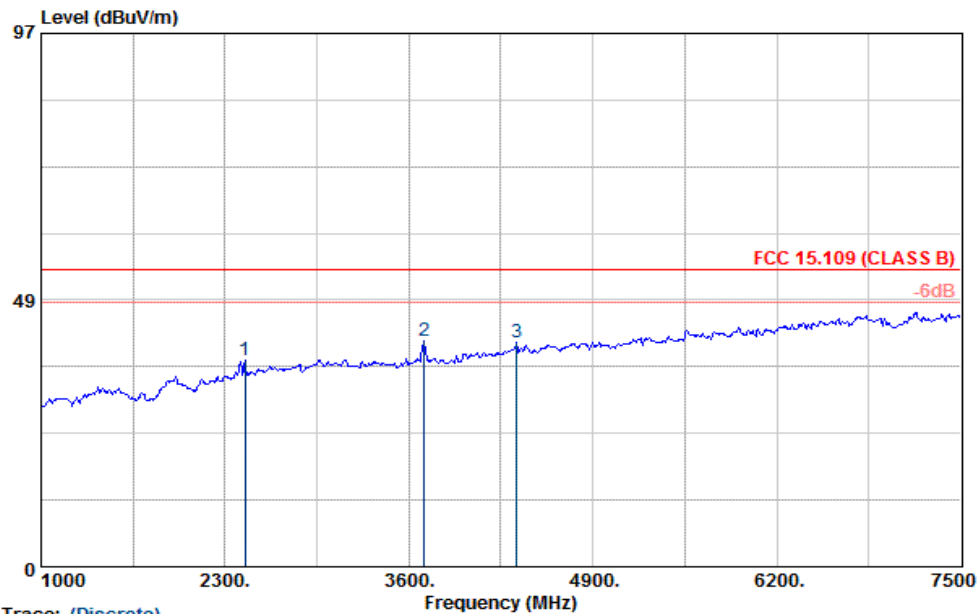
Detector Function: Quasi-Peak

Test By: Eric

Frequency Range: 1000MHz-13GHz

Temperature : 25 °C

Humidity : 65 %



Trace: (Discrete)

Site : RF SITE  
 Condition : FCC 15.109 (CLASS B) 3m BBHA9120D(673)-09 HORIZONTAL  
 Project No. : EI-2009-40019-20  
 Applicant : Ericsson AB  
 EUT Description : F3607gw  
 EUT Model : F3607gw (KRD 131 15/02)  
 Test Mode : HSUPA B2 link  
 Temp./Humid. : 23/60  
 Operator : Eric

	Freq	Read Level	Factor	Antenna Factor	Preamp Factor	Cable Loss	Level	Limit Line	Over Limit	Remark
	MHz	dBuV		dB/m	dB	dB	dBuV/m	dBuV/m	dB	
1	2443.00	38.40	-0.95	27.42	33.10	4.73	37.45	53.98	-16.53	Peak
2	3710.50	38.88	2.25	29.00	32.79	6.04	41.13	53.98	-12.85	Peak
3	4360.50	36.38	4.49	30.36	32.34	6.47	40.87	53.98	-13.11	Peak

## Remark:

- (1) Measuring frequencies from 1GHz to the 10th harmonic of highest fundamental frequency.
- (2) Radiated emissions measured in frequency above 1000MHz were made with an instrument using Peak detector mode and average detector mode of the emission shown in Actual FS column.
- (3) Spectrum Peak Setting : 1GHz- 26GHz, RBW= 1MHz, VBW= 3MHz, Sweep time= 200 ms.
- (4) Spectrum AV Setting : 1GHz- 26GHz, RBW= 1MHz, VBW= 10Hz, Sweep time= 200 ms.

Unless otherwise stated the results shown in this test report refer only to the sample(s) tested and such sample(s) are retained for 90 days only. This test report cannot be reproduced, except in full, without prior written permission of the Company. 除非另有說明，此報告結果僅對測試之樣品負責，同時此樣品僅保留90天。本報告未經本公司書面許可，不可部份複製。 This document is issued by the Company subject to its General Conditions of Service ([www.sgs.com/terms\\_and\\_conditions.htm](http://www.sgs.com/terms_and_conditions.htm)) and Terms and Conditions for Electronic Documents ([www.sgs.com/terms\\_e-document.htm](http://www.sgs.com/terms_e-document.htm)). Attention is drawn to the limitations of liability, indemnification and jurisdictional issues established therein. Even if printed this electronic document is to be treated as an original within the meaning of UCP 600 article 20b. The authenticity of this document may be verified at [www.sgsonsite.com/authentication](http://www.sgsonsite.com/authentication). Any holder of this document is advised that information contained hereon reflects the Company's findings at the time of its intervention only and within the limits of client's instructions, if any. The Company's sole responsibility is to its Client and this document does not exonerate parties to a transaction from exercising all their rights and obligations under the transaction documents.