

# SGS-CSTC Standards Technical Services Ltd.

No.198 Kezhu Road, Science Town Economic & Technology  
Development District Guangzhou, China 510663 Telephone:  
Telephone: +86 (0) 20 82155555  
Fax: +86 (0) 20 82075059  
Email: [sgs\\_internet\\_operations@sgs.com](mailto:sgs_internet_operations@sgs.com)

**FEDERAL COMMUNICATIONS COMMISSION**  
Registration number: 282399

Report No.: SZEMO071203575TXF  
Page: 1 of 18  
FCC ID: VV4BLUEWAVE

## TEST REPORT

**Application No. :** SZEMO071203575TX  
**Applicant:** GyroSignal Technology Co., Ltd.  
**Manufacturer** SHENZHEN DEHUIDA AUDIO CO., LTD  
**FCC ID:** VV4BLUEWAVE  
**Fundamental Carrier Frequency :** 2.402GHz to 2.480GHz  
**Equipment Under Test (EUT):**  
Name: 2.0 Speaker  
Model: Blue Wave 01, Blue Wave xx (xx indicates 02-20)  
**Standards:** FCC PART 15: 2007 Section 15.249  
**Date of Receipt** 10 December 2007  
**Date of Test** 15 January to 01 February 2008  
**Date of Issue** 27 February 2008

<b>Test Result :</b>	<b>PASS *</b>
----------------------	---------------

\* In the configuration tested, the EUT complied with the standards specified above.

Authorized Signature:



Robinson Lo  
Manager

The manufacturer should ensure that all products in series production are in conformity with the product sample detailed in this report. If the product in this report is used in any configuration other than that detailed in the report, the manufacturer must ensure the new system complies with all relevant standards. Any mention of SGS International Electrical Approvals or testing done by SGS International Electrical Approvals in connection with, distribution or use of the product described in this report must be approved by SGS International Electrical Approvals in writing. The report must not be used by the client to claim product certification, approval, or endorsement by NVLAP, NIST, or any agency of the federal government. All test results in this report can be traceable to National or International Standards.



## SGS-CSTC Standards Technical Services Ltd.

Report No.: SZEMO071203575TXF

Page: 2 of 18

## 2 Test Summary

Test	Test Requirement	Stanadard Paragraph	Result
Conduct Emission	FCC PART 15 2007	Section 15.207	PASS
Flied Strength of Fundamental	FCC PART 15 : 2007	Section 15.249 (a)	PASS
Flied Strength of Harmornics or other Frequency	FCC PART 15 : 2007	Section 15.249 (a) Section 15.209	PASS
Occupied Bandwidth	FCC PART 15 : 2007	Section 15.249	PASS
Band Edges Measurement	FCC PART 15 : 2007	Section 15.249 (d)	PASS

FCC ID:VV4BLUEWAVE

This document is issued by the Company under its General Conditions of Service printed overleaf or available on request and accessible at [http://www.sgs.com/terms\\_and\\_conditions.htm](http://www.sgs.com/terms_and_conditions.htm). Attention is drawn to the limitation of liability, indemnification and jurisdiction issues defined therein. Any holder of this document is advised that information contained hereon reflects the Company's findings at the time of its intervention only and within the limits of Client's instructions, if any. The Company's sole responsibility is to its Client and this document does not exonerate parties to a transaction from exercising all their rights and obligations under the transaction documents. Any unauthorized alteration, forgery or falsification of the content or appearance of this document is unlawful and offenders may be prosecuted to the fullest extent of the law." Unless otherwise stated the results shown in this test report refer only to the sample(s) tested. This document cannot be reproduced except in full, without prior approval of the Company.



## SGS-CSTC Standards Technical Services Ltd.

Report No.: SZEMO071203575TXF

Page: 3 of 18

### 3 Contents

	Page
1 COVER PAGE.....	1
2 TEST SUMMARY .....	2
3 CONTENTS .....	3
4 GENERAL INFORMATION.....	4
4.1 CLIENT INFORMATION.....	4
4.2 GENERAL DESCRIPTION OF E.U.T. ....	4
4.3 DESCRIPTION OF SUPPORT UNITS .....	4
4.4 STANDARDS APPLICABLE FOR TESTING .....	4
4.5 TEST LOCATION .....	4
4.6 OTHER INFORMATION REQUESTED BY THE CUSTOMER.....	4
4.7 TEST FACILITY .....	5
5 TEST RESULTS .....	6
5.1 TEST INSTRUMENTS .....	6
5.2 E.U.T. OPERATION .....	6
5.3 TEST PROCEDURE & MEASUREMENT DATA .....	7
5.3.1 Conducted Emissions.....	7
5.3.2 Occupied Bandwidth & Band Edge.....	14-18

FCC ID:VV4BLUEWAVE

This document is issued by the Company under its General Conditions of Service printed overleaf or available on request and accessible at [http://www.sgs.com/terms\\_and\\_conditions.htm](http://www.sgs.com/terms_and_conditions.htm). Attention is drawn to the limitation of liability, indemnification and jurisdiction issues defined therein. Any holder of this document is advised that information contained hereon reflects the Company's findings at the time of its intervention only and within the limits of Client's instructions, if any. The Company's sole responsibility is to its Client and this document does not exonerate parties to a transaction from exercising all their rights and obligations under the transaction documents. Any unauthorized alteration, forgery or falsification of the content or appearance of this document is unlawful and offenders may be prosecuted to the fullest extent of the law." Unless otherwise stated the results shown in this test report refer only to the sample(s) tested. This document cannot be reproduced except in full, without prior approval of the Company.



## **4 General Information**

### **4.1 Client Information**

Applicant Name: GyroSignal Technology Co., Ltd.  
Manufacturer: SHENZHEN DEHUIDA AUDIO CO., LTD  
Applicant Address: 5F, No.77, Lide St, Zhonghe City, Taipei County, Taiwan 23556  
Manufacturer Address: DEHUIDA INDUSTRIAL PARK, FUMINXIKENG NEW VILLAGE,  
GUANLAN TOWN, SHENZHEN, GUANGDONG, CHINA

### **4.2 General Description of E.U.T.**

Power Supply: 110V or 250V  
Power Cord: N/A-

### **4.3 Description of Support Units**

The EUT was tested as an independent unit: Wireless Audio.

### **4.4 Standards Applicable for Testing**

The standard used was FCC PART 15, SUBPART C ( 2007) section 15.249.

### **4.5 Test Location**

All tests were performed at:

SGS-CSTC Standards Technical Services Co., Ltd., Guangzhou EMC Laboratory, No.198 Kezhu Road, Science Town Economic& Technology Development District Guangzhou, China 510663

Tel: +86 20 82155555 Fax: +86 20 82075059

No tests were sub-contracted.

### **4.6 Other Information Requested by the Customer**

None.



#### 4.7 Test Facility

The test facility is recognized, certified, or accredited by the following organizations:

- **NVLAP – Lab Code: 200611-0**  
SGS-CSTC Standards Technical Services Co., Ltd., Guangzhou EMC Laboratory is recognized under the National Voluntary Laboratory Accreditation Program (NVLAP/NIST). NVLAP Code: 200611-0. Effective through December 31, 2006.
- **ACA**  
SGS-CSTC Standards Technical Services Co., Ltd., EMC Laboratory can also perform testing for the Australian C-Tick mark as a result of our NVLAP accreditation.
- **VCCI**  
The 3m Semi-anechoic chamber and Shielded Room (11.5m x 4m x 4m) of SGS-CSTC Standards Technical Services Co., Ltd. have been registered in accordance with the Regulations for Voluntary Control Measures with Registration No.: R-1599 and C-1706 respectively.  
Date of Registration: June 01, 2005. Valid until February 22, 2008
- **SGS UK(Certificate No.: 32), SGS-TUV SAARLAND and SGS-FIMKO**  
Have approved SGS-CSTC Standards Technical Services Co., Ltd., EMC Laboratory as a supplier of EMC TESTING SERVICES and SAFETY TESTING SERVICES.
- **CNAL – LAB Code: L0141**  
SGS-CSTC Standards Technical Services Co., Ltd., EMC Laboratory has been assessed and in compliance with CNAL/AC01: 2002 accreditation criteria for testing laboratories (identical to ISO/IEC 17025:1999 General Requirements) for the Competence of Testing Laboratories.
- **FCC – Registration No.: 282399**  
SGS-CSTC Standards Technical Services Co., Ltd., EMC Laboratory has been registered and fully described in a report filed with the (FCC) Federal Communications Commission. The acceptance letter from the FCC is maintained in our files. Registration 282399, May 31, 2002. With the above and NVLAP's accreditation, SGS-CSTC is an authorised test laboratory for the DoC process.
- **Industry Canada (IC)**  
The 3m Semi-anechoic chamber of SGS-CSTC Standards Technical Services Co., Ltd. has been registered by Certification and Engineering Bureau of Industry Canada for radio equipment testing with Registration No.: 5169.



## 5 Test Results

### 5.1 Test Instruments

R&TTE RE in Chamber						
Item	Test Equipment	Manufacturer	Model No.	Inventory No.	Cal.Date (dd-mm-yy)	Cal.Due date (dd-mm-yy)
1	3m Semi-Anechoic Chamber	ETS-LINDGREN	N/A	SEL0017	16-06-2007	15-06-2008
2	EMI Test Receiver	Rohde & Schwarz	ESIB26	SEL0023	12-12-2007	11-12-2008
3	EMI Test software	AUDIX	E3	SEL0050	N/A	N/A
4	Coaxial cable	SGS	N/A	SEL0028	01-06-2007	31-05-2008
5	Coaxial cable	SGS	N/A	SEL0027	20-10-2007	19-10-2008
6	BiConiLog Antenna (26-3000MHz)	ETS-LINDGREN	3142C	SEL0014	12-08-2007	11-08-2008
7	EMI Test Receiver	Rohde & Schwarz	ESCI	SEL0022	27-06-2007	26-06-2008
8	Active Loop Antenna	Beijing Daze	ZN30900A	SEL0097	15-06-2007	14-06-2008

### 5.2 E.U.T. Operation

Input voltage: 110V or 250V

Operating Environment:

Temperature: 24.0 °C

Humidity: 52 % RH

Atmospheric Pressure: 1020 mbar

EUT Operation: Test in transmitting mode:

1. All frequencies are in 2.402GHz to 2.480GHz.

2. Section 15.31(m): Measurements on intentional radiators or receivers shall be performed at three frequencies for operating frequency range over 10 MHz.(The locations of these frequencies one near the top, one near the middle and one near the bottom.)

3. So all the items as

followed in testing report are need to test these three frequencies:

Top: Channel – 1; Middle: Channel – 39; Bottom: Channel – 79.



### 5.3 Test Procedure & Measurement Data

#### 5.3.1 Conducted Emissions

Test Requirement: FCC Part15 B

Test Method: ANSI C63.4

Frequency Range: 150KHz to 30MHz

Class / Severity: Class B

Detector: Peak for pre-scan (9kHz Resolution Bandwidth)

Test Procedure:

- a. The EUT was placed 0.8 meter from the conducting wall of the shielding room was kept at least 80 centimeters from any other grounded conducting surface.
- b. Connect EUT to the power port of a line impedance stabilization network(LISN)
- c. All the support units are connected to the other LISN.
- d. The LISN provides 50 ohm coupling impedance for the measuring instrument.
- e. The FCC states that a 50 ohm, 50 microhenry LISN should be used.
- f. Both sides of AC line were checked for maximum conducted interference.
- g. The frequency range from 150kHz to 30MHz was searched.
- h. Set the test-receiver system to Peak Detect Function and specified bandwidth with maximum Hold Mode

Operating Environment:

Temperature: 24.0 °C Humidity: 52% RH Atmospheric Pressure: 1020 Mbar

EUT Operation: Test the EUT in all normal operation mode. For intentional radiators, measurements of the variation of the input power or the radiated signal level of the fundamental frequency component of the emission, as appropriate.

##### 5.3.1.1 Measurement Data

An initial pre-scan was performed on the live and neutral lines under COMMUNICATING with peak detector.

Quasi-Peak and Average measurement were performed at the frequencies with worst case peak emission were detected.

The following Quasi-Peak and Average measurements were performed on the EUT.:



## SGS-CSTC Standards Technical Services Ltd.

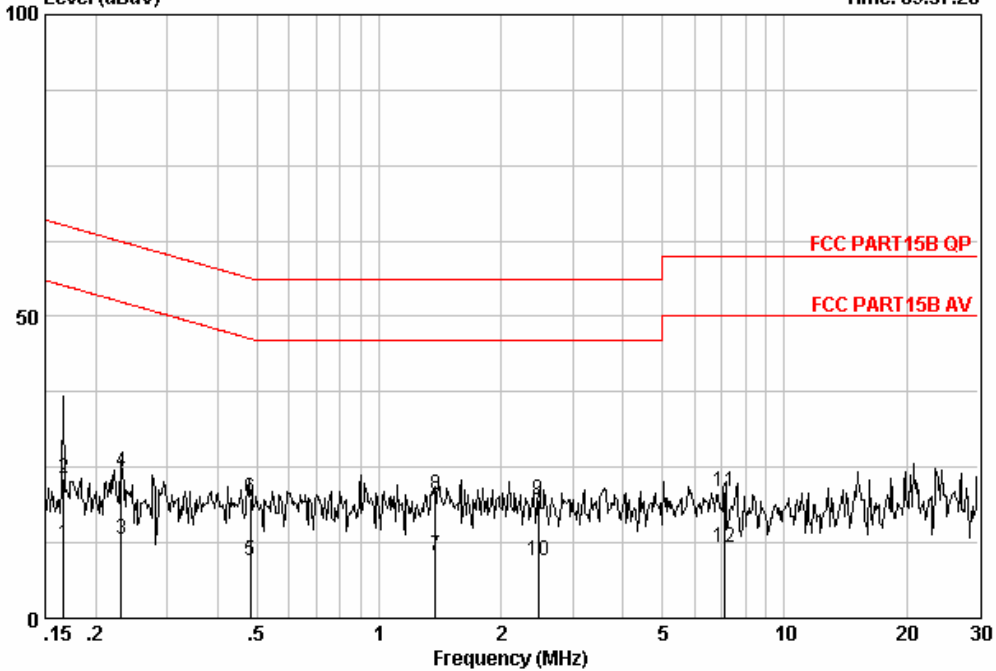
Report No.: SZEMO071203575TXF

Page: 8 of 18

Live

Data: 1  
Level (dBuV)

Time: 09:57:26



Site : Shielding Room  
Condition : FCC PART15B QP CE LINE  
EUT : 2.0 Speaker Blue Wave 01.Blue Wave xx  
(xx indicates 02-20)  
Jop No : SZEMO071203575TX  
Test Line : N/A  
Test mode : On mode

	Freq	Cable	LISN	Read	Limit	Over	
	MHz	Loss	Factor	Level	Line	Limit	Remark
		dB		dBuV	dBuV	dB	
1	0.16677	-0.04	-0.05	12.23	12.15	55.12	-42.97 Average
2	0.16677	-0.04	-0.05	23.26	23.18	65.12	-41.94 QP
3	0.23162	-0.06	-0.04	13.26	13.15	52.39	-39.24 Average
4	0.23162	-0.06	-0.04	24.26	24.15	62.39	-38.24 QP
5	0.48119	0.00	-0.04	9.56	9.52	46.32	-36.80 Average
6	0.48119	0.00	-0.04	19.85	19.81	56.32	-36.51 QP
7 @	1.374	0.10	-0.05	10.26	10.31	46.00	-35.69 Average
8 @	1.374	0.10	-0.05	20.26	20.31	56.00	-35.69 QP
9	2.474	0.10	-0.07	19.52	19.55	56.00	-36.45 QP
10	2.474	0.10	-0.07	9.52	9.55	46.00	-36.45 Average
11	7.137	0.15	-0.16	21.06	21.05	60.00	-38.95 QP
12	7.137	0.15	-0.16	11.62	11.61	50.00	-38.39 Average

FCC ID:VV4BLUEWAVE

This document is issued by the Company under its General Conditions of Service printed overleaf or available on request and accessible at [http://www.sgs.com/terms\\_and\\_conditions.htm](http://www.sgs.com/terms_and_conditions.htm). Attention is drawn to the limitation of liability, indemnification and jurisdiction issues defined therein. Any holder of this document is advised that information contained hereon reflects the Company's findings at the time of its intervention only and within the limits of Client's instructions, if any. The Company's sole responsibility is to its Client and this document does not exonerate parties to a transaction from exercising all their rights and obligations under the transaction documents. Any unauthorized alteration, forgery or falsification of the content or appearance of this document is unlawful and offenders may be prosecuted to the fullest extent of the law. Unless otherwise stated the results shown in this test report refer only to the sample(s) tested. This document cannot be reproduced except in full, without prior approval of the Company.



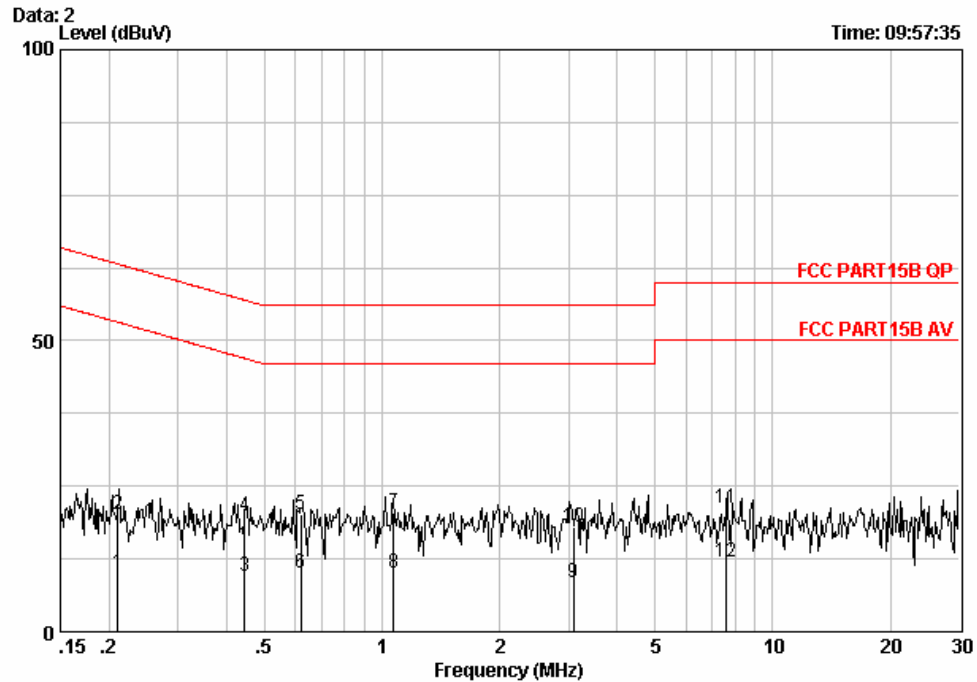


## SGS-CSTC Standards Technical Services Ltd.

Report No.: SZEMO071203575TXF

Page: 9 of 18

Netural



Site : Shielding Room  
Condition : FCC PART 15B QP CE NEUTRAL  
EUT : 2.0 Speaker Blue Wave 01.Blue Wave xx  
: (xx indicates 02-20)  
Jop No : SZEMO071203575TX  
Test Line : N/A  
Test mode : On mode

	Freq	Cable Loss	LISN Factor	Read Level	Level	Limit Line	Over Limit	Remark
	MHz	dB	dB	dBuV	dBuV	dBuV	dB	
1	0.21055	-0.09	-0.04	10.26	10.13	53.18	-43.05	Average
2	0.21055	-0.09	-0.04	20.32	20.19	63.18	-42.99	QP
3	0.44443	0.00	-0.04	9.54	9.50	46.98	-37.48	Average
4	0.44443	0.00	-0.04	19.85	19.81	56.98	-37.17	QP
5	0.62054	0.00	-0.04	20.13	20.09	56.00	-35.91	QP
6	0.62054	0.00	-0.04	10.23	10.19	46.00	-35.81	Average
7 @	1.071	0.10	-0.05	20.42	20.47	56.00	-35.53	QP
8	1.071	0.10	-0.05	10.00	10.05	46.00	-35.95	Average
9	3.090	0.10	-0.08	8.42	8.44	46.00	-37.56	Average
10	3.090	0.10	-0.08	18.03	18.05	56.00	-37.95	QP
11	7.606	0.16	-0.20	21.26	21.22	60.00	-38.78	QP
12	7.606	0.16	-0.20	12.03	11.99	50.00	-38.01	Average

FCC ID:VV4BLUEWAVE

This document is issued by the Company under its General Conditions of Service printed overleaf or available on request and accessible at [http://www.sgs.com/terms\\_and\\_conditions.htm](http://www.sgs.com/terms_and_conditions.htm). Attention is drawn to the limitation of liability, indemnification and jurisdiction issues defined therein. Any holder of this document is advised that information contained hereon reflects the Company's findings at the time of its intervention only and within the limits of Client's instructions, if any. The Company's sole responsibility is to its Client and this document does not exonerate parties to a transaction from exercising all their rights and obligations under the transaction documents. Any unauthorized alteration, forgery or falsification of the content or appearance of this document is unlawful and offenders may be prosecuted to the fullest extent of the law. Unless otherwise stated the results shown in this test report refer only to the sample(s) tested. This document cannot be reproduced except in full, without prior approval of the Company.



### 5.3.1.2 Radiated Emissions

Test Requirement: FCC Part15.249 and 15.205  
Test Method: Based on FCC Part15 C Section 15.249  
Measurement Distance: 3m (Semi-Anechoic Chamber)  
Frequency range: 30 MHz – 10GHz for transmitting mode.  
Test instrumentation resolution bandwidth  
120 kHz (30 MHz - 1000 MHz), 1 MHz (1000 M – 25GHz)  
Operation: Receive antenna scan height 1 - 4 m, polarization Vertical/  
Horizontal

#### Requirements:

Fundamental Frequency (MHz)	Field Strength of Fundamental (dBuV/m @ 3m)	Field Strength of Harmonics and Spurious Emissions (dBuV/m @ 3m)
902 to 928	94.0	54.0
2400 to 2483.5	94.0	54.0
5725 to 5875	94.0	54.0
24000 to 24250	108.0	68.0

The fundamental frequency of the EUT is 2.4 to 2.4835GHz

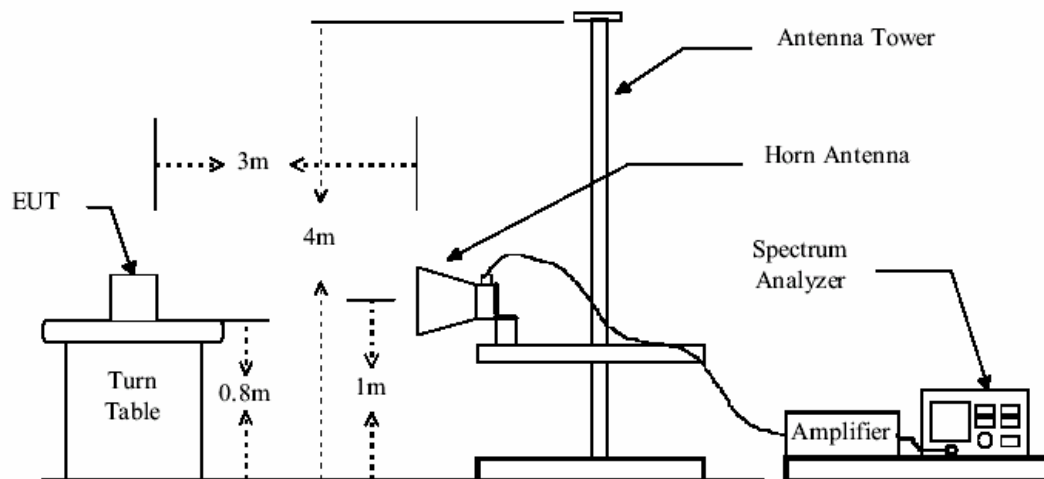
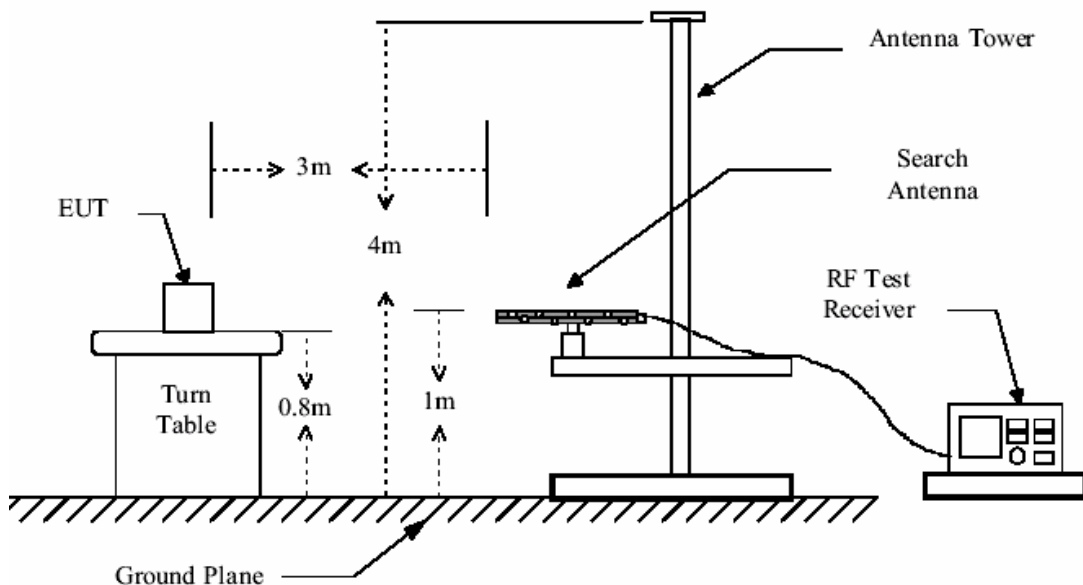
The limit for average field strength dBuV/m for the fundamental frequency = 94.0 dBuV/m.

No fundamental is allowed in the restricted bands.

The limit for average field strength dBuV/m for the harmonics and spurious frequencies = 54.0 dBuV/m. Spurious in the restricted bands must be less than 54.0 dBuV/m or 15.209.

**Test Procedure:** The procedure used was ANSI Standard C63.4-2003. The receiver was scanned from 30MHz to 25GHz. When an emission was found, the table was rotated to produce the maximum signal strength. An initial pre-scan was performed in peak detection mode using the receiver. The EUT was measured for both the Horizontal and Vertical polarities and performed a pre-test three orthogonal planes. For intentional radiators, measurements of the variation of the input power or the radiated signal level of the fundamental frequency component of the emission, as appropriate, shall be performed with the supply voltage varied between 85% and 115% of the nominal rated supply voltage. The worst case emissions were reported.

### Test Configuration:



FCC ID:VV4BLUEWAVE

This document is issued by the Company under its General Conditions of Service printed overleaf or available on request and accessible at [http://www.sgs.com/terms\\_and\\_conditions.htm](http://www.sgs.com/terms_and_conditions.htm). Attention is drawn to the limitation of liability, indemnification and jurisdiction issues defined therein. Any holder of this document is advised that information contained hereon reflects the Company's findings at the time of its intervention only and within the limits of Client's instructions, if any. The Company's sole responsibility is to its Client and this document does not exonerate parties to a transaction from exercising all their rights and obligations under the transaction documents. Any unauthorized alteration, forgery or falsification of the content or appearance of this document is unlawful and offenders may be prosecuted to the fullest extent of the law. Unless otherwise stated the results shown in this test report refer only to the sample(s) tested. This document cannot be reproduced except in full, without prior approval of the Company.



## SGS-CSTC Standards Technical Services Ltd.

Report No.: SZEMO071203575TXF

Page: 12 of 18

The field strength is calculated by adding the Antenna Factor, Cable Factor & Peramplifier . The basic equation with a sample calculation is as follows:

Final Test Level =Receiver Reading + Antenna Factor + Cable Factor – Peramlifer Factor

The following test results were performed on the EUT:

. Fundamental emission

Remark: Duty cycle of the EUT is 100%. Then Average equal to Peak.

Peak Measurement			
Test Frequency (GHz)	Measuring Level (dBuV/m)	Limits (dBuV/m)	Margin (dB)
2.402	101.0	114.0	13.0
2.441	100.1	114.0	13.9
2.480	99.6	114.0	14.4
Average Measurement			
2.402	88.6	94.0	5.6
2.441	87.8	94.0	6.2
2.480	85.7	94.0	8.3

Radiated Emission, 30MHz—25GHz

30MHz—18GHz measured at a distance of 3m, 18-25GHz measured by conducted.

\*Antenna factor, amplifier gain and cable loss are included in spectrum analyzer.

The following test results were performed on the complete system at 30MHz-1000MHz. .

Horizontal

Frequency (MHz)	Cable Loss (dB)	Antenna Factor (dB/m)	Preamp Factor (dB)	Read Level (dBuV)	Level (dBuV/m)	Limit Line (dBuV/m)	Over Limit (dB)
94.99	1.15	8.91	27.91	46.93	29.08	43.50	-14.42
179.38	1.37	9.87	27.26	56.49	40.47	43.50	-3.03
202.66	1.42	10.32	27.14	55.48	40.08	43.50	-3.42
250.19	1.68	12.30	26.91	54.15	41.22	46.00	-4.78
478.14	2.52	17.80	27.65	45.86	38.53	46.00	-7.47
852.96	3.42	22.48	26.67	43.00	42.23	46.00	-3.77

Vertical

Frequency (MHz)	Cable Loss (dB)	Antenna Factor (dB/m)	Preamp Factor (dB)	Read Level (dBuV)	Level (dBuV/m)	Limit Line (dBuV/m)	Over Limit (dB)
35.82	0.60	12.70	28.13	49.56	34.73	40.00	-5.27
59.10	0.80	7.27	28.06	52.55	32.56	40.00	-7.44
118.27	1.25	8.02	27.70	54.11	35.68	43.50	-7.82
164.83	1.35	9.55	27.36	55.08	38.62	43.50	-4.88
495.60	2.59	17.80	27.70	50.04	42.73	46.00	-3.27
727.43	2.98	21.61	27.18	44.25	41.66	46.00	-4.34

FCC ID:VV4BLUEWAVE

This document is issued by the Company under its General Conditions of Service printed overleaf or available on request and accessible at [http://www.sgs.com/terms\\_and\\_conditions.htm](http://www.sgs.com/terms_and_conditions.htm). Attention is drawn to the limitation of liability, indemnification and jurisdiction issues defined therein. Any holder of this document is advised that information contained hereon reflects the Company's findings at the time of its intervention only and within the limits of Client's instructions, if any. The Company's sole responsibility is to its Client and this document does not exonerate parties to a transaction from exercising all their rights and obligations under the transaction documents. Any unauthorized alteration, forgery or falsification of the content or appearance of this document is unlawful and offenders may be prosecuted to the fullest extent of the law. Unless otherwise stated the results shown in this test report refer only to the sample(s) tested. This document cannot be reproduced except in full, without prior approval of the Company.



## SGS-CSTC Standards Technical Services Ltd.

Report No.: SZEMO071203575TXF

Page: 13 of 18

The following test results were performed at above 1 GHz  
the Lowest Channel (2.402GHz)

Frequency (MHz)	Cable Loss (dB)	Antenna Factor (dB/m)	Preamplifier Factor (dB)	Read Level (dBuV)	Level (dBuV/m)	Limit Line (dBuV/m)	Over Limit (dB)	
2390	1.53	21.21	45.07	70.53	48.20	74	-25.80	PK
2390	1.53	21.21	45.07	67.43	45.10	54	-8.90	AV
4804	2.70	34.04	45.39	52.95	44.30	74	-29.70	PK
4804	2.70	34.04	45.39	52.95	44.30	54	-9.70	AV
7206	3.15	36.29	44.49	45.95	40.90	74	-33.10	PK
7206	3.15	36.29	44.49	42.45	37.40	54	-16.60	AV

the Middle Channel (2.441GHz)

Frequency (MHz)	Cable Loss (dB)	Antenna Factor (dB/m)	Preamplifier Factor (dB)	Read Level (dBuV)	Level (dBuV/m)	Limit Line (dBuV/m)	Over Limit (dB)	
4882	2.72	34.02	45.42	50.26	41.58	74	-32.42	PK
4882	2.72	34.02	45.42	47.06	38.28	54	-15.62	AV
7223	3.15	36.21	44.44	48.71	43.63	74	-30.37	PK
7223	3.15	36.21	44.44	45.41	40.23	54	-13.77	AV

the Highest Channel (2.480GHz)

Frequency (MHz)	Cable Loss (dB)	Antenna Factor (dB/m)	Preamplifier Factor (dB)	Read Level (dBuV)	Level (dBuV/m)	Limit Line (dBuV/m)	Over Limit (dB)	
2483.5	1.54	21.63	45.11	69.06	47.12	74	-26.88	PK
2483.5	1.54	21.63	45.11	65.55	43.61	54	-10.39	AV
4960	2.73	34.02	45.43	49.97	41.29	74	-32.71	PK
4960	2.73	34.02	45.43	46.37	37.69	54	-16.31	AV
7440	3.17	35.99	44.32	47.76	42.60	74	-31.40	PK
7440	3.17	35.99	44.32	44.26	39.10	54	-14.90	AV

Remark:

- 1). According to 15.249 (e) As shown in Section 15.35(b), for frequencies above 1000 MHz, the above field strength limits are based on average limits. However, the peak field strength of any emission shall not exceed the maximum permitted average limits specified above by more than 20 dB under any condition of modulation.

TEST RESULTS: The unit does meet the FCC requirements.

FCC ID:VV4BLUEWAVE

This document is issued by the Company under its General Conditions of Service printed overleaf or available on request and accessible at [http://www.sgs.com/terms\\_and\\_conditions.htm](http://www.sgs.com/terms_and_conditions.htm). Attention is drawn to the limitation of liability, indemnification and jurisdiction issues defined therein. Any holder of this document is advised that information contained hereon reflects the Company's findings at the time of its intervention only and within the limits of Client's instructions, if any. The Company's sole responsibility is to its Client and this document does not exonerate parties to a transaction from exercising all their rights and obligations under the transaction documents. Any unauthorized alteration, forgery or falsification of the content or appearance of this document is unlawful and offenders may be prosecuted to the fullest extent of the law. Unless otherwise stated the results shown in this test report refer only to the sample(s) tested. This document cannot be reproduced except in full, without prior approval of the Company.



### 5.3.2 Occupied Bandwidth & Band Edge

Test Requirement: FCC Part 15.249

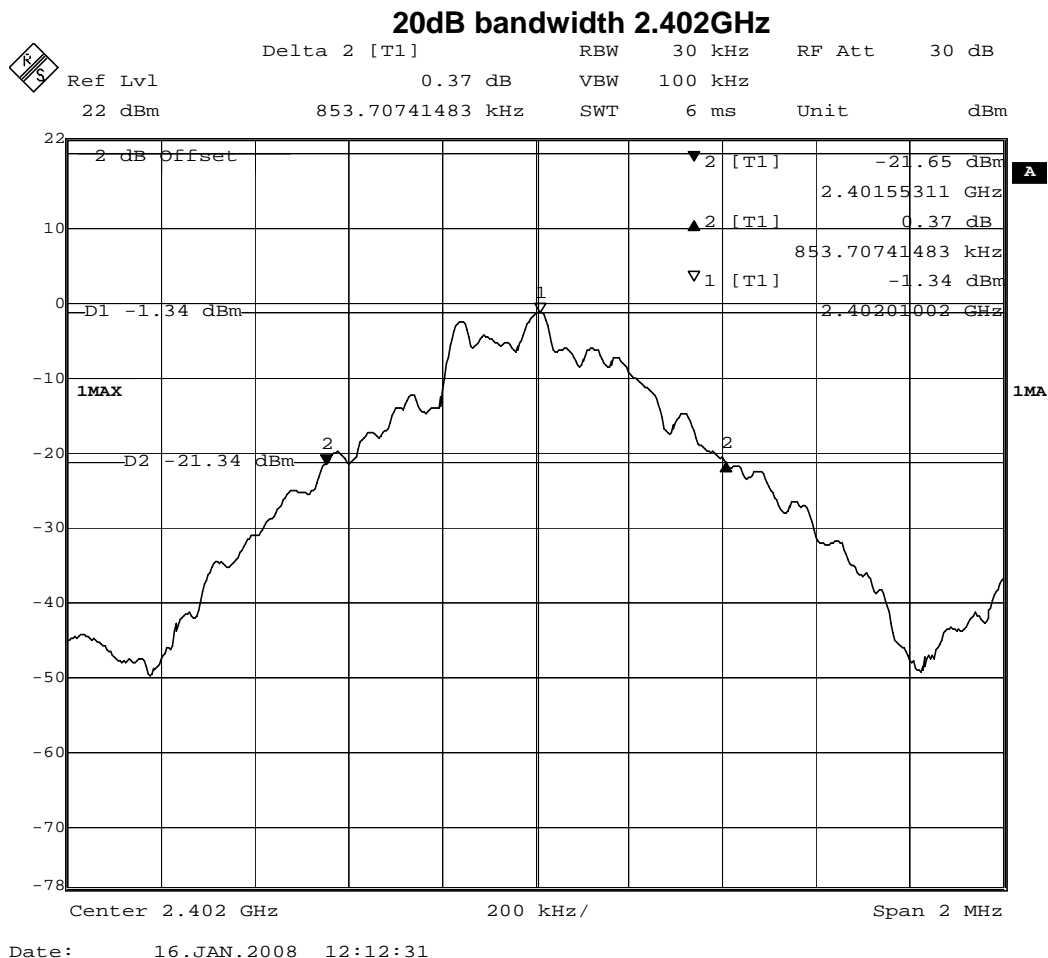
Test Method: Based on FCC Part 15 C Section 15.249:

Operation within the band 2.4000 – 2.4835GHz

Requirements: 15.249 (d) Emissions radiated outside of the specified frequency bands, except for harmonics, shall be attenuated by at least 50 dB below the level of the fundamental or to the general radiated emission limits in Section 15.209, whichever is the lesser attenuation.

Method of measurement: A small sample of the transmitter output was fed into the Spectrum Analyzer and the attached plot was taken. The vertical is set to 10dB per division. The horizontal scale is set to 2MHz per division.

The occupied bandwidth as below:



FCC ID:VV4BLUEWAVE

This document is issued by the Company under its General Conditions of Service printed overleaf or available on request and accessible at [http://www.sgs.com/terms\\_and\\_conditions.htm](http://www.sgs.com/terms_and_conditions.htm). Attention is drawn to the limitation of liability, indemnification and jurisdiction issues defined therein. Any holder of this document is advised that information contained hereon reflects the Company's findings at the time of its intervention only and within the limits of Client's instructions, if any. The Company's sole responsibility is to its Client and this document does not exonerate parties to a transaction from exercising all their rights and obligations under the transaction documents. Any unauthorized alteration, forgery or falsification of the content or appearance of this document is unlawful and offenders may be prosecuted to the fullest extent of the law. Unless otherwise stated the results shown in this test report refer only to the sample(s) tested. This document cannot be reproduced except in full, without prior approval of the Company.

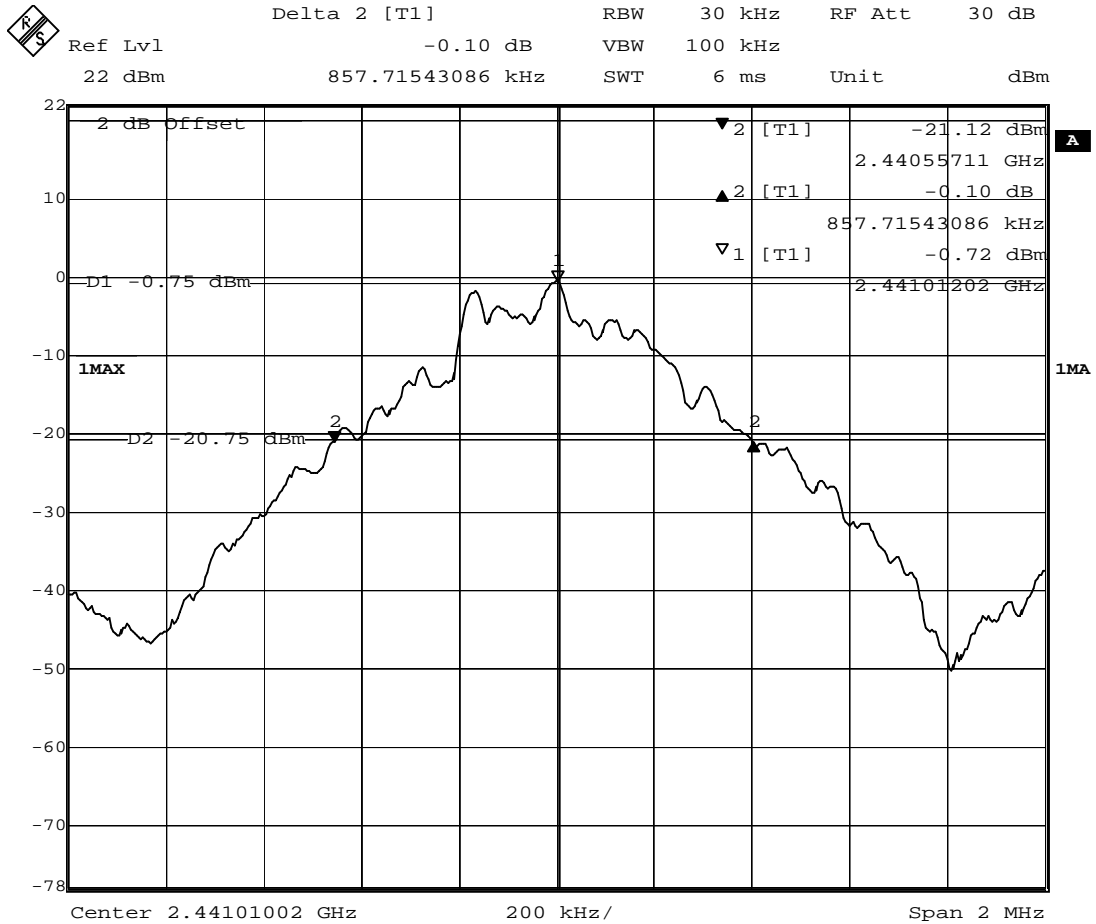


# SGS-CSTC Standards Technical Services Ltd.

Report No.: SZEMO071203575TXF

Page: 15 of 18

## 20dB bandwidth 2.441GHz



Date: 16.JAN.2008 12:19:59

FCC ID:V4BLUEWAVE

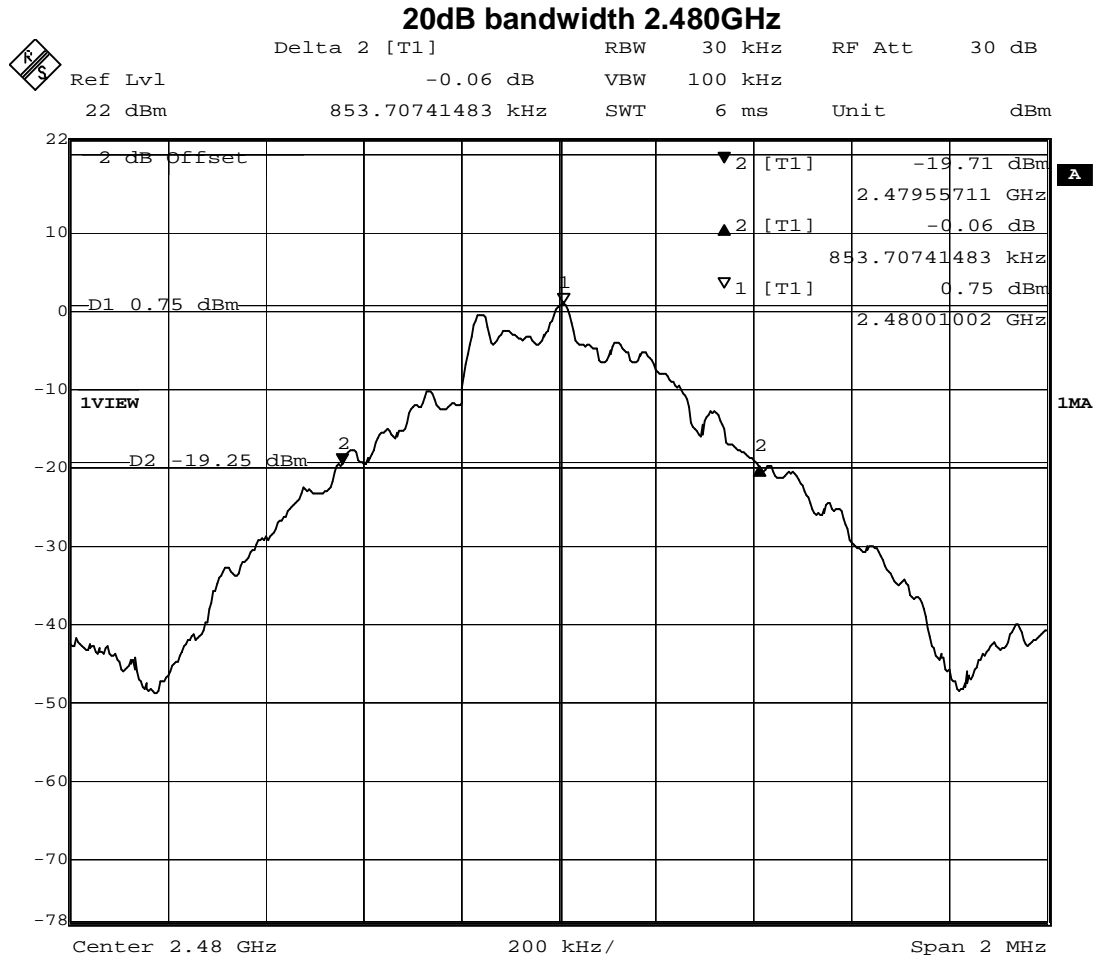
This document is issued by the Company under its General Conditions of Service printed overleaf or available on request and accessible at [http://www.sgs.com/terms\\_and\\_conditions.htm](http://www.sgs.com/terms_and_conditions.htm). Attention is drawn to the limitation of liability, indemnification and jurisdiction issues defined therein. Any holder of this document is advised that information contained hereon reflects the Company's findings at the time of its intervention only and within the limits of Client's instructions, if any. The Company's sole responsibility is to its Client and this document does not exonerate parties to a transaction from exercising all their rights and obligations under the transaction documents. Any unauthorized alteration, forgery or falsification of the content or appearance of this document is unlawful and offenders may be prosecuted to the fullest extent of the law. Unless otherwise stated the results shown in this test report refer only to the sample(s) tested. This document cannot be reproduced except in full, without prior approval of the Company.



# SGS-CSTC Standards Technical Services Ltd.

Report No.: SZEMO071203575TXF

Page: 16 of 18



Date: 16.JAN.2008 12:27:55

FCC ID:V4BLUEWAVE

This document is issued by the Company under its General Conditions of Service printed overleaf or available on request and accessible at [http://www.sgs.com/terms\\_and\\_conditions.htm](http://www.sgs.com/terms_and_conditions.htm). Attention is drawn to the limitation of liability, indemnification and jurisdiction issues defined therein. Any holder of this document is advised that information contained hereon reflects the Company's findings at the time of its intervention only and within the limits of Client's instructions, if any. The Company's sole responsibility is to its Client and this document does not exonerate parties to a transaction from exercising all their rights and obligations under the transaction documents. Any unauthorized alteration, forgery or falsification of the content or appearance of this document is unlawful and offenders may be prosecuted to the fullest extent of the law. Unless otherwise stated the results shown in this test report refer only to the sample(s) tested. This document cannot be reproduced except in full, without prior approval of the Company.



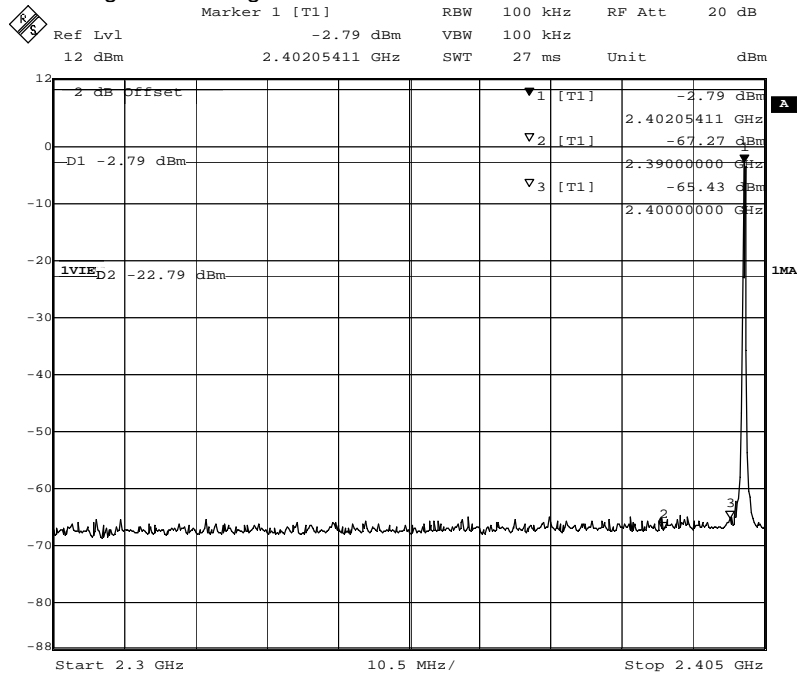


# SGS-CSTC Standards Technical Services Ltd.

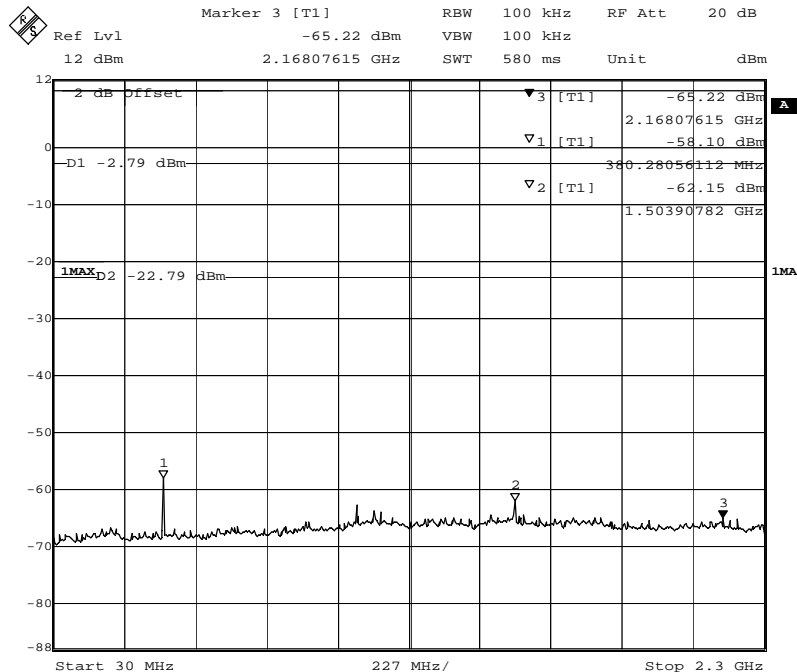
Report No.: SZEMO071203575TXF

Page: 17 of 18

## Band-edge field strength 2.4GHz



Date: 20.FEB.2008 10:40:49



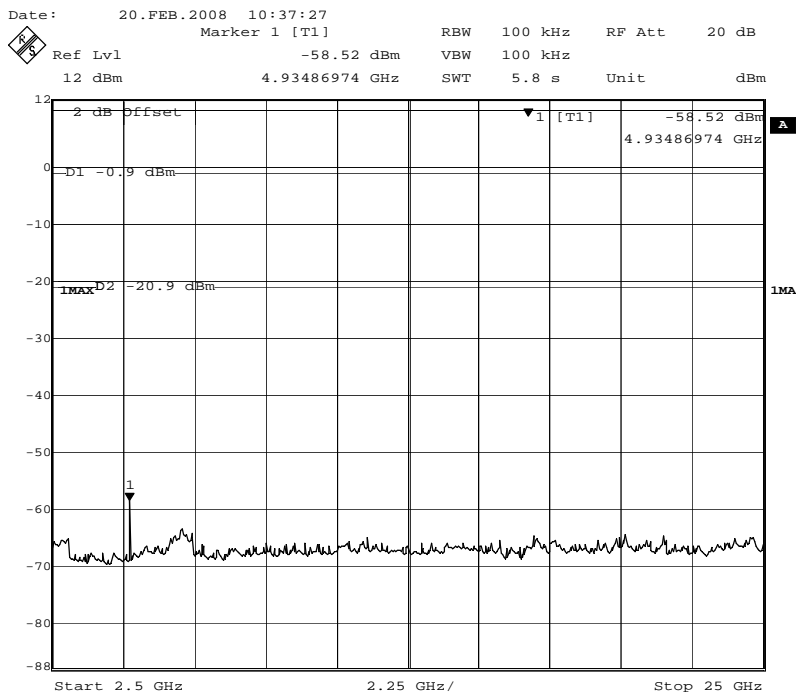
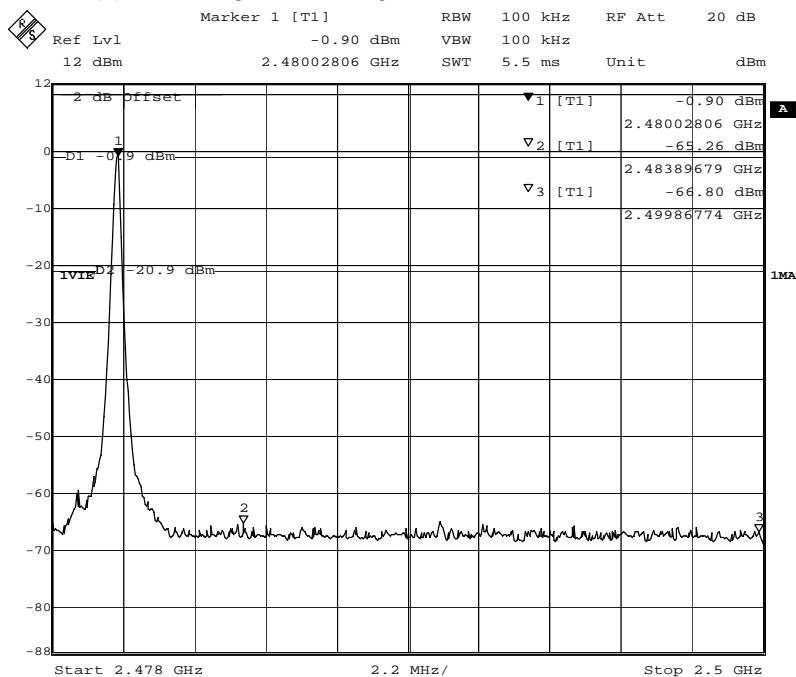
Date: 20.FEB.2008 10:47:55

FCC ID:VV4BLUEWAVE

This document is issued by the Company under its General Conditions of Service printed overleaf or available on request and accessible at [http://www.sgs.com/terms\\_and\\_conditions.htm](http://www.sgs.com/terms_and_conditions.htm). Attention is drawn to the limitation of liability, indemnification and jurisdiction issues defined therein. Any holder of this document is advised that information contained hereon reflects the Company's findings at the time of its intervention only and within the limits of Client's instructions, if any. The Company's sole responsibility is to its Client and this document does not exonerate parties to a transaction from exercising all their rights and obligations under the transaction documents. Any unauthorized alteration, forgery or falsification of the content or appearance of this document is unlawful and offenders may be prosecuted to the fullest extent of the law. Unless otherwise stated the results shown in this test report refer only to the sample(s) tested. This document cannot be reproduced except in full, without prior approval of the Company.



(2). Band-edge field strength 2.4835GHz:



Date: 20.FEB.2008 10:51:48

The results: The unit does meet the FCC requirements.

FCC ID:VV4BLUEWAVE

This document is issued by the Company under its General Conditions of Service printed overleaf or available on request and accessible at [http://www.sgs.com/terms\\_and\\_conditions.htm](http://www.sgs.com/terms_and_conditions.htm). Attention is drawn to the limitation of liability, indemnification and jurisdiction issues defined therein. Any holder of this document is advised that information contained hereon reflects the Company's findings at the time of its intervention only and within the limits of Client's instructions, if any. The Company's sole responsibility is to its Client and this document does not exonerate parties to a transaction from exercising all their rights and obligations under the transaction documents. Any unauthorized alteration, forgery or falsification of the content or appearance of this document is unlawful and offenders may be prosecuted to the fullest extent of the law. Unless otherwise stated the results shown in this test report refer only to the sample(s) tested. This document cannot be reproduced except in full, without prior approval of the Company.