



No. 1 Workshop, M-10, Middle section, Science & Technology Park, Shenzhen,  
Guangdong, China 518057

Telephone: +86 (0) 755 2601 2053  
Fax: +86 (0) 755 2671 0594  
Email: sgs\_internet\_operations@sgs.com

Report No.: SZEMO09110669301  
Page: 1 of 59


# FCC REPORT

**Application No:** SZEMO091106693RF  
**Applicant:** Seecode Technology Ltd & Co KG  
**Product Name:** Handsfree Car Kit for your steering wheel  
**Operation Frequency:** 2.402GHz-2.480GHz  
**FCC ID:** VUMWHEELV3  
**Standards:** FCC CFR Title 47 Part 15 Subpart C Section 15.247: 2008  
**Date of Receipt:** 2009-11-30  
**Date of Test:** 2009-12-02 to 2010-07-07  
**Date of Issue:** 2010-07-08

<b>Test Result :</b>	<b>PASS *</b>
----------------------	---------------

\* In the configuration tested, the EUT complied with the standards specified above.

Authorized Signature:



July 2010

Jack Zhang  
Laboratory Manager

The manufacturer should ensure that all products in series production are in conformity with the product sample detailed in this report. If the product in this report is used in any configuration other than that detailed in the report, the manufacturer must ensure the new system complies with all relevant standards. Any mention of SGS International Electrical Approvals or testing done by SGS International Electrical Approvals in connection with, distribution or use of the product described in this report must be approved by SGS International Electrical Approvals in writing.

The report must not be used by the client to claim product certification, approval, or endorsement by NVLAP, NIST, or any agency of the federal government. All test results in this report can be traceable to National or International Standards.

"This document is issued by the Company subject to its General Conditions of Service printed overleaf, available on request or accessible at [www.sgs.com/terms\\_and\\_conditions.htm](http://www.sgs.com/terms_and_conditions.htm) and, for electronic format documents, subject to Terms and Conditions for Electronic Documents at [www.sgs.com/terms\\_e-document.htm](http://www.sgs.com/terms_e-document.htm). Attention is drawn to the limitation of liability, indemnification and jurisdiction issues defined therein. Any holder of this document is advised that information contained hereon reflects the Company's findings at the time of its intervention only and within the limits of Client's instructions, if any. The Company's sole responsibility is to its Client and this document does not exonerate parties to a transaction from exercising all their rights and obligations under the transaction documents. This document cannot be reproduced except in full, without prior written approval of the Company. Any unauthorized alteration, forgery or falsification of the content or appearance of this document is unlawful and offenders may be prosecuted to the fullest extent of the law. Unless otherwise stated the results shown in this test report refer only to the sample(s) tested and such sample(s) are retained for 90 days only."



## 2 Contents

	Page
.....	1
<b>2 CONTENTS .....</b>	<b>2</b>
<b>3 TEST SUMMARY .....</b>	<b>3</b>
<b>4 GENERAL INFORMATION .....</b>	<b>4</b>
4.1 CLIENT INFORMATION .....	4
4.2 GENERAL DESCRIPTION OF E.U.T. ....	4
4.3 E.U.T OPERATION MODE .....	6
4.4 TEST FACILITY .....	7
4.5 TEST LOCATION .....	7
4.6 OTHER INFORMATION REQUESTED BY THE CUSTOMER .....	7
4.7 TEST INSTRUMENTS LIST .....	8
<b>5 TEST RESULTS AND MEASUREMENT DATA .....</b>	<b>9</b>
5.1 ANTENNA REQUIREMENT: .....	9
5.2 CONDUCTED PEAK OUTPUT POWER .....	10
5.3 20dB OCCUPY BANDWIDTH .....	17
5.4 CARRIER FREQUENCIES SEPARATION .....	23
5.5 HOPPING CHANNEL NUMBER .....	30
5.6 DWELL TIME .....	33
5.7 BAND EDGE .....	36
5.8 RF ANTENNA CONDUCTED SPURIOUS EMISSIONS .....	43
5.9 PSEUDORANDOM FREQUENCY HOPPING SEQUENCE .....	53
5.10 RADIATED EMISSION .....	54
5.10.1 Radiated emission below 1GHz .....	56
5.10.2 Transmitter emission above 1GHz .....	57-59



### 3 Test Summary

Test Item	Section in CFR 47	Result
Antenna Requirement	15.203/15.247 (c)	Passed
Conducted Peak Output Power	15.247 (b)(1)	Passed
20dB Occupied Bandwidth	15.247 (a)(1)	Passed
Carrier Frequencies Separation	15.247 (a)(1)	Passed
Hopping Channel Number	15.247 (b)	Passed
Dwell Time	15.247 (a)(1)	Passed
Pseudorandom Frequency Hopping Sequence	15.247(b)(4)&TCB Exclusion List (7 July 2002)	Passed
Radiated Emission	15.205/15.209	Passed
Band Edge	15.247(d)	Passed

*Remark: Passed: The EUT complies with the essential requirements in the standard.*

*Failed: The EUT does not comply with the essential requirements in the standard.*

## 4 General Information

### 4.1 Client Information

Applicant:	Seecode Technology Ltd & Co KG
Address of Applicant:	Rösrather Strasse 333, 51107 Köln, Germany
Manufacturer:	UNIFAT Technology Ltd
Address of Manufacturer:	7/F., Sui Hong Ind. Bldg., 547-549 Castle Peak Rd., Kwai Chung, N.T., H.K.
Factory	DONGGUAN EASYFAT ELECTONIC MFY. SIMA CHANG PING
Address of Factory:	Sheima Sheung, Shueng ping chang, Dongguan, People's Republic of China

### 4.2 General Description of E.U.T.

Product Name:	Handsfree Car Kit for your steering wheel
Trade Name:	SEECODE
Item No.:	SHF26
Operation Frequency:	2.402GHz-2.480GHz
Channel numbers:	79
Channel separation:	1MHz
Modulation type:	GFSK, Pi/4QPSK, 8DPSK
Antenna Type:	Integral
Antenna gain:	3dBi
Power Supply:	DC 3.7V 1700mAH(Li-Pon battery)
Vehicular charge:	Input 12-24V DC Output 5V $\pm$ 650mA

Operation Frequency each of channel							
Channel	Frequency	Channel	Frequency	Channel	Frequency	Channel	Frequency
1	2402MHz	21	2422MHz	41	2442MHz	61	2462MHz
2	2403MHz	22	2423MHz	42	2443MHz	62	2463MHz
3	2404MHz	23	2424MHz	43	2444MHz	63	2464MHz
4	2405MHz	24	2425MHz	44	2445MHz	64	2465MHz
5	2406MHz	25	2426MHz	45	2446MHz	65	2466MHz
6	2407MHz	26	2427MHz	46	2447MHz	66	2467MHz
7	2408MHz	27	2428MHz	47	2448MHz	67	2468MHz
8	2409MHz	28	2429MHz	48	2449MHz	68	2469MHz
9	2410MHz	29	2430MHz	49	2450MHz	69	2470MHz
10	2411MHz	30	2431MHz	50	2451MHz	70	2471MHz
11	2412MHz	31	2432MHz	51	2452MHz	71	2472MHz
12	2413MHz	32	2433MHz	52	2453MHz	72	2473MHz
13	2414MHz	33	2434MHz	53	2454MHz	73	2474MHz
14	2415MHz	34	2435MHz	54	2455MHz	74	2475MHz
15	2416MHz	35	2436MHz	55	2456MHz	75	2476MHz
16	2417MHz	36	2437MHz	56	2457MHz	76	2477MHz
17	2418MHz	37	2438MHz	57	2458MHz	77	2478MHz
18	2419MHz	38	2439MHz	58	2459MHz	78	2479MHz
19	2420MHz	39	2440MHz	59	2460MHz	79	2480MHz
20	2421MHz	40	2441MHz	60	2461MHz		

Note:

In section 15.31(m), regards to the operating frequency range over 10 MHz, the Lowest frequency, the middle frequency, and the highest frequency of channel were selected to perform the test, and the selected channel see below:

Channel	Frequency
The lowest channel	2402MHz
The middle channel	2441MHz
The Highest channel	2480MHz

**4.3 E.U.T Operation mode**

<b>Operating Environment:</b>	
Temperature:	24.0 °C
Humidity:	52 % RH
Atmospheric Pressure:	1008 mbar
<b>Test mode:</b>	
Transmitting mode:	Keep the EUT in transmitting mode with modulation.
Bluetooth mode:	Keep the EUT communicate with other Bluetooth Device.
charge mode	Keep the EUT charging by battery



#### **4.4 Test Facility**

The test facility is recognized, certified, or accredited by the following organizations:

**CNAS (No. CNAS L2929)**

CNAS has accredited SGS-CSTC Standards Technical Services Co., Ltd. Shenzhen Branch EMC Lab to ISO/IEC 17025:2005 General Requirements for the Competence of Testing and Calibration Laboratories (CNAS-CL01 Accreditation Criteria for the Competence of Testing and Calibration Laboratories) for the competence in the field of testing.

**VCCI**

The 3m Semi-anechoic chamber and Shielded Room (7.5m x 4.0m x 3.0m) of SGS-CSTC Standards Technical Services Co., Ltd. have been registered in accordance with the Regulations for Voluntary Control Measures with Registration No.: R-2197 and C-2383 respectively.

Date of Registration: September 29, 2008. Valid until September 28, 2011.

**FCC – Registration No.: 556682**

SGS-CSTC Standards Technical Services Co., Ltd., Shenzhen EMC Laboratory has been registered and fully described in a report filed with the (FCC) Federal Communications Commission. The acceptance letter from the FCC is maintained in our files. Registration 556682, June 27, 2008.

**Industry Canada (IC)**

The 3m Semi-anechoic chamber of SGS-CSTC Standards Technical Services Co., Ltd. has been registered by Certification and Engineering Bureau of Industry Canada for radio equipment testing with Registration No.: 4620C-1.

#### **4.5 Test Location**

All tests were performed at:

SGS-CSTC Standards Technical Services Co., Ltd. Shenzhen Branch E&E Lab

No. 1 Workshop, M-10, Middle section, Science & Technology Park, Shenzhen, Guangdong, China 518057

Telephone: +86 (0) 755 2601 2053 Fax: +86 (0) 755 2671 0594

No tests were sub-contracted.

#### **4.6 Other Information Requested by the Customer**

None.

#### 4.7 Test Instruments list

RE in Chamber						
Item	Test Equipment	Manufacturer	Model No.	Inventory No.	Cal.Date (dd-mm-yy)	Cal.Due date (dd-mm-yy)
1	3m Semi-Anechoic Chamber	ETS-LINDGREN	N/A	SEL0017	17-06-2010	16-06-2011
2	EMI Test Receiver	Rohde & Schwarz	ESIB26	SEL0023	05-11-2009	05-11-2010
3	EMI Test software	AUDIX	E3	SEL0050	N/A	N/A
4	Coaxial cable	SGS	N/A	SEL0028	18-06-2008	18-06-2011
5	BiConiLog Antenna (26-3000MHz)	ETS-LINDGREN	3142C	SEL0015	05-11-2009	05-11-2010
6	Double-ridged horn (1-18GHz)	ETS-LINDGREN	3117	SEL0006	10-11-2009	10-11-2010
7	Horn Antenna (18-26GHz)	ETS-LINDGREN	3160	SEL0076	10-11-2009	10-11-2010
8	Pre-amplifier (0.1-1300MHz)	Agilent Technologies	8447D	SEL0053	02-06-2010	01-06-2011
9	Pre-Amplifier (0.1-26.5GHz)	Compliance Directions Systems Inc.	PAP-0126	SEL0168	18-12-2009	17-12-2010
10	Pre-amplifier (18-26GHz)	Rohde & Schwarz	AFS33-18002 650-30-8P-44	SEL0080	04-06-2010	03-06-2011
11	Band filter	Amindeon	82346	SEL0094	02-06-2010	01-06-2011

RF conducted						
Item	Test Equipment	Manufacturer	Model No.	Inventory No.	Cal.Date (dd-mm-yy)	Cal.Due date (dd-mm-yy)
1	Spectrum Analyzer	Rohde & Schwarz	FSP 30	SEL0154	22-10-2009	21-10-2010
2	Coaxial cable	SGS	N/A	SEL0028	18-06-2008	18-06-2011



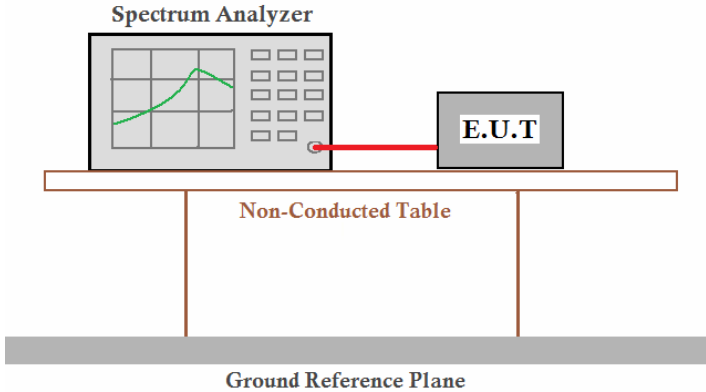


## 5 Test results and Measurement Data

### 5.1 Antenna requirement:

<b>Standard requirement:</b>	FCC Part15 C Section 15.203 /247(c)
<p>15.203 requirement: <i>An intentional radiator shall be designed to ensure that no antenna other than that furnished by the responsible party shall be used with the device. The use of a permanently attached antenna or of an antenna that uses a unique coupling to the intentional radiator, the manufacturer may design the unit so that a broken antenna can be replaced by the user, but the use of a standard antenna jack or electrical connector is prohibited.</i></p> <p>15.247(c) (1)(i) requirement: <i>(i) Systems operating in the 2400-2483.5 MHz band that is used exclusively for fixed. Point-to-point operations may employ transmitting antennas with directional gain greater than 6dBi provided the maximum conducted output power of the intentional radiator is reduced by 1 dB for every 3 dB that the directional gain of the antenna exceeds 6dBi.</i></p>	
<b>E.U.T Antenna:</b>	
The antenna is integrated on the main PCB and no consideration of replacement. The best case gain of the antenna is 3dBi.	

## 5.2 Conducted Peak Output Power

Test Requirement:	FCC Part15 C Section 15.247 (b)(1)
Test Method:	ANSI C63.4:2003 and KDB DA00-705
Limit:	30dBm
Test setup:	 <p><i>Remark:</i> <i>Offset the High-Frequency cable loss 1.5dB in the spectrum analyzer.</i></p>
Test Instruments:	Refer to section 4.7 for details
Test state:	Non-hopping transmitting with all kinds of modulation.
Test results:	Passed

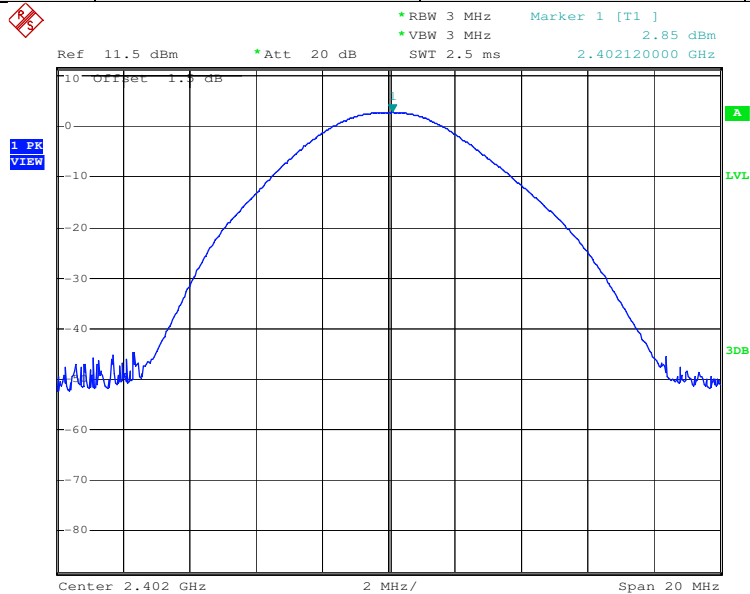
**Measurement Data**

GFSK mode			
Test channel	Peak Output Power (dBm)	Limit (dBm)	Result
Lowest	2.85	30.00	Pass
Middle	2.80	30.00	Pass
Highest	3.81	30.00	Pass
Pi/4QPSK mode			
Test channel	Peak Output Power (dBm)	Limit (dBm)	Result
Lowest	0.52	30.00	Pass
Middle	2.21	30.00	Pass
Highest	2.62	30.00	Pass
8DPSK mode			
Test channel	Peak Output Power (dBm)	Limit (dBm)	Result
Lowest	0.69	30.00	Pass
Middle	2.40	30.00	Pass
Highest	2.93	30.00	Pass



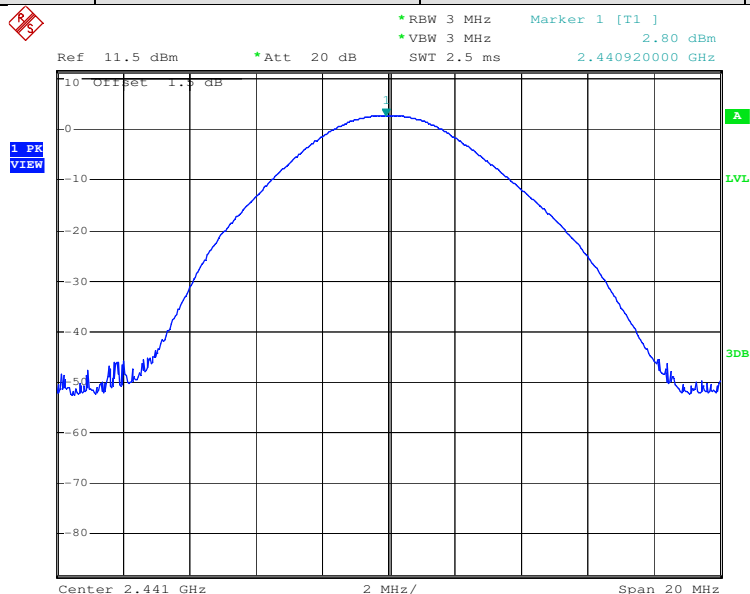
Test plot as follows:

Test mode:	GFSK	Test channel:	Lowest
------------	------	---------------	--------



Date: 8.DEC.2009 09:04:56

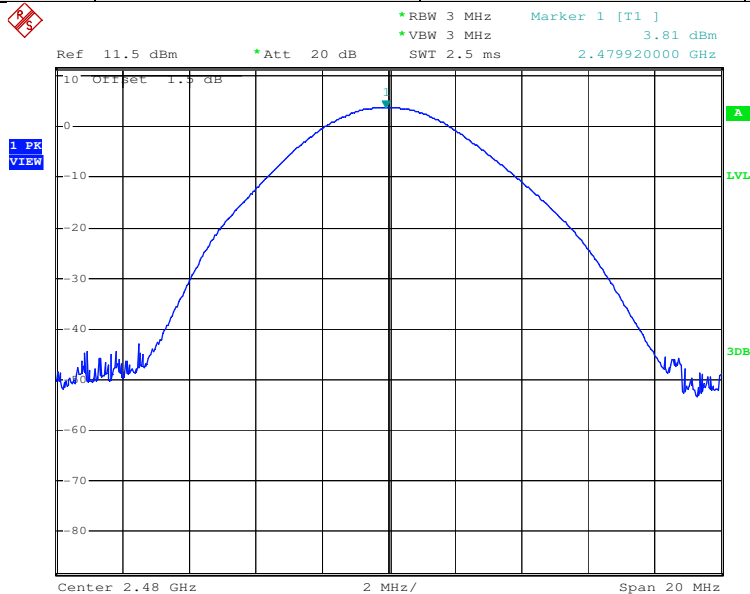
Test mode:	GFSK	Test channel:	Middle
------------	------	---------------	--------



Date: 8.DEC.2009 09:36:01

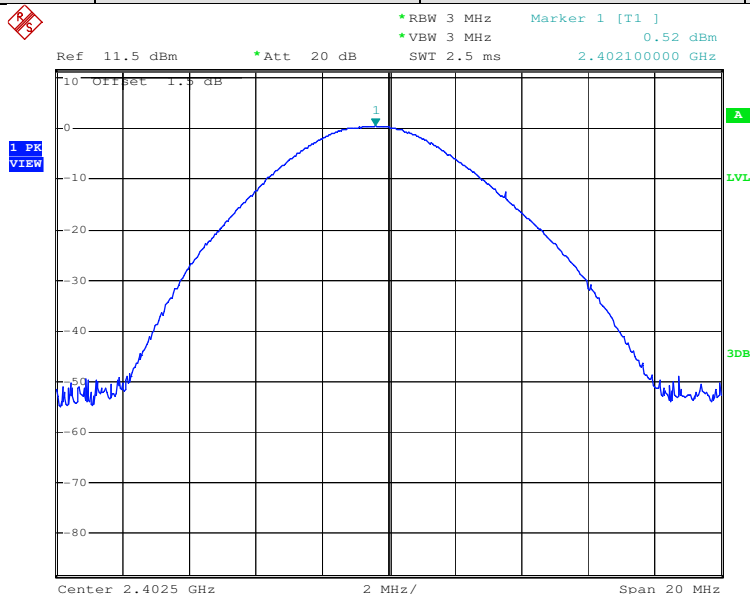


Test mode:	GFSK	Test channel:	Highest
------------	------	---------------	---------



Date: 8.DEC.2009 09:48:18

Test mode:	Pi/4QPSK	Test channel:	Lowest
------------	----------	---------------	--------

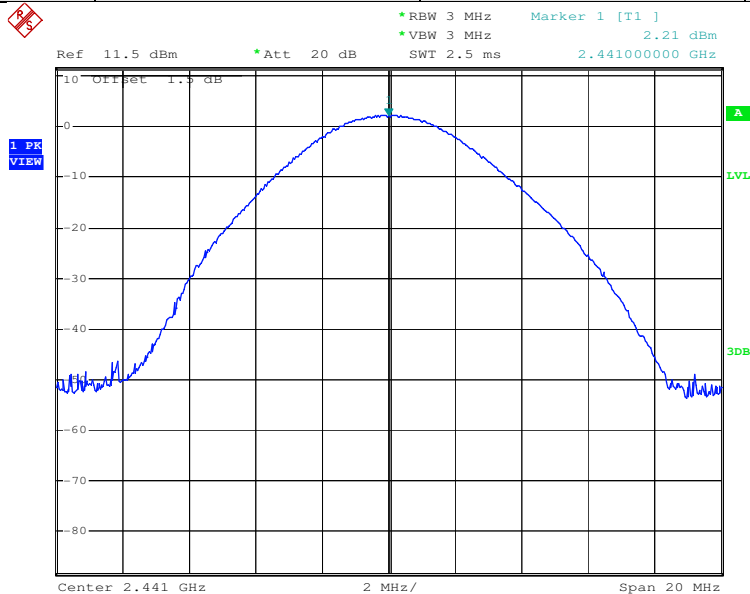


Date: 8.DEC.2009 10:36:59

"This document is issued by the Company subject to its General Conditions of Service printed overleaf, available on request or accessible at [www.sgs.com/terms\\_and\\_conditions.htm](http://www.sgs.com/terms_and_conditions.htm) and, for electronic format documents, subject to Terms and Conditions for Electronic Documents at [www.sgs.com/terms\\_e-document.htm](http://www.sgs.com/terms_e-document.htm). Attention is drawn to the limitation of liability, indemnification and jurisdiction issues defined therein. Any holder of this document is advised that information contained hereon reflects the Company's findings at the time of its intervention only and within the limits of Client's instructions, if any. The Company's sole responsibility is to its Client and this document does not exonerate parties to a transaction from exercising all their rights and obligations under the transaction documents. This document cannot be reproduced except in full, without prior written approval of the Company. Any unauthorized alteration, forgery or falsification of the content or appearance of this document is unlawful and offenders may be prosecuted to the fullest extent of the law. Unless otherwise stated the results shown in this test report refer only to the sample(s) tested and such sample(s) are retained for 90 days only."

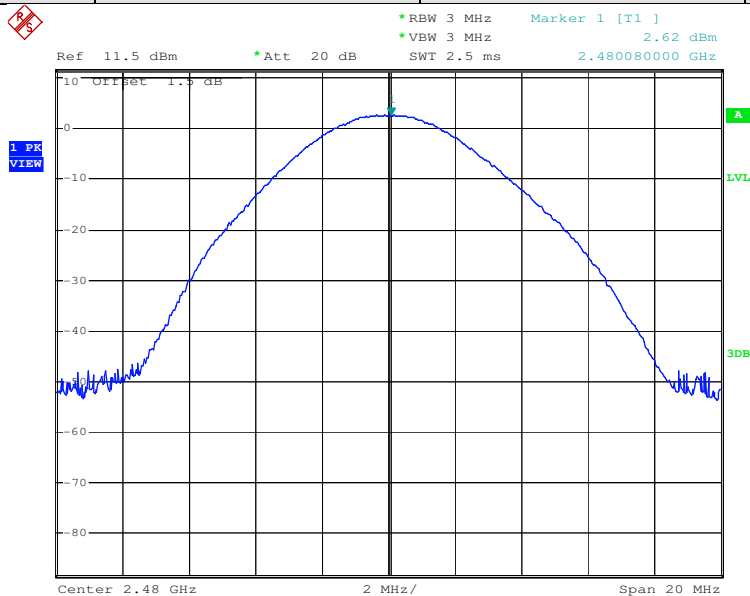


Test mode:	Pi/4QPSK	Test channel:	Middle
------------	----------	---------------	--------



Date: 8.DEC.2009 10:54:54

Test mode:	Pi/4QPSK	Test channel:	Highest
------------	----------	---------------	---------

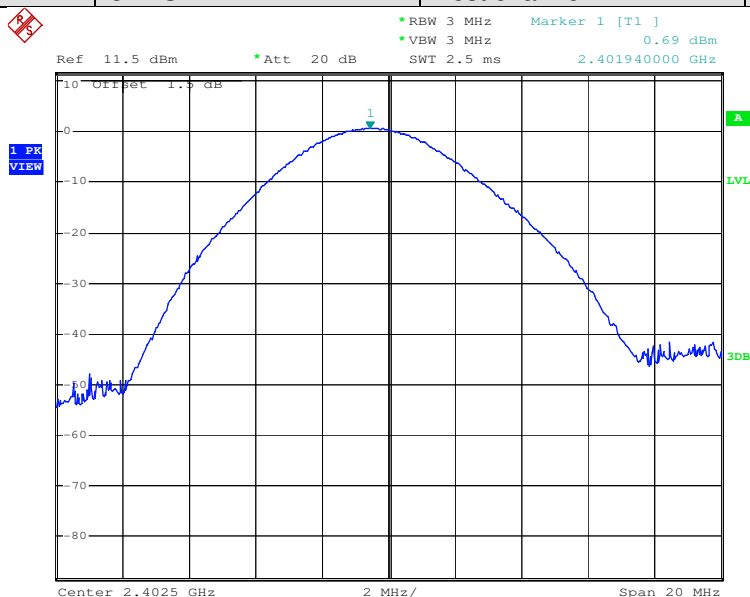


Date: 8.DEC.2009 11:07:52

"This document is issued by the Company subject to its General Conditions of Service printed overleaf, available on request or accessible at [www.sgs.com/terms\\_and\\_conditions.htm](http://www.sgs.com/terms_and_conditions.htm) and, for electronic format documents, subject to Terms and Conditions for Electronic Documents at [www.sgs.com/terms\\_e-document.htm](http://www.sgs.com/terms_e-document.htm). Attention is drawn to the limitation of liability, indemnification and jurisdiction issues defined therein. Any holder of this document is advised that information contained hereon reflects the Company's findings at the time of its intervention only and within the limits of Client's instructions, if any. The Company's sole responsibility is to its Client and this document does not exonerate parties to a transaction from exercising all their rights and obligations under the transaction documents. This document cannot be reproduced except in full, without prior written approval of the Company. Any unauthorized alteration, forgery or falsification of the content or appearance of this document is unlawful and offenders may be prosecuted to the fullest extent of the law. Unless otherwise stated the results shown in this test report refer only to the sample(s) tested and such sample(s) are retained for 90 days only."

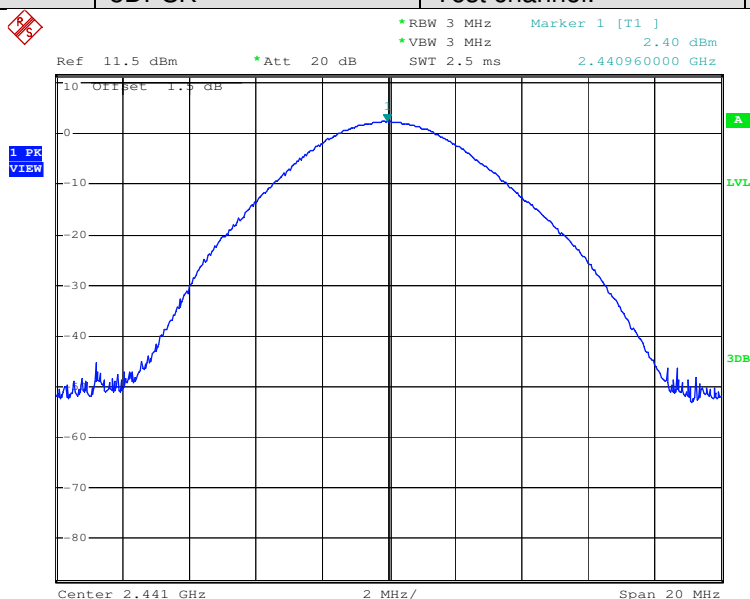


Test mode:	8DPSK	Test channel:	Lowest
------------	-------	---------------	--------



Date: 8.DEC.2009 13:55:50

Test mode:	8DPSK	Test channel:	Middle
------------	-------	---------------	--------

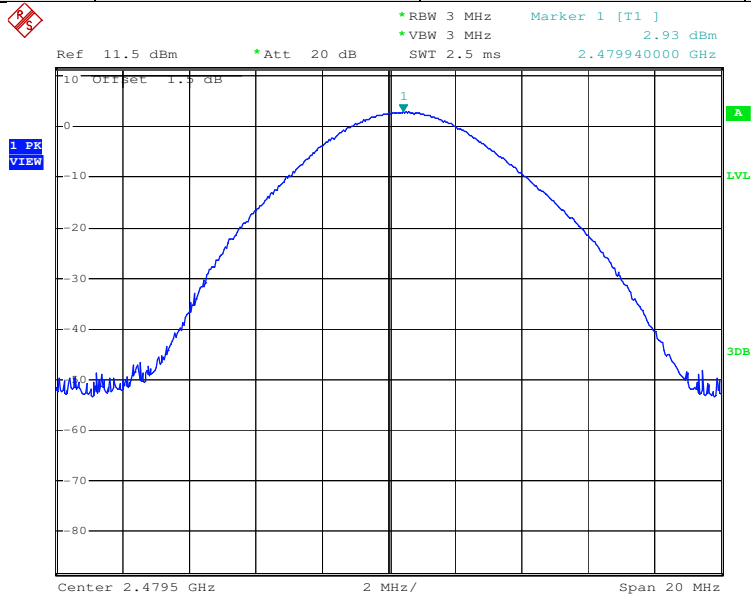


Date: 8.DEC.2009 14:08:46

"This document is issued by the Company subject to its General Conditions of Service printed overleaf, available on request or accessible at [www.sgs.com/terms\\_and\\_conditions.htm](http://www.sgs.com/terms_and_conditions.htm) and, for electronic format documents, subject to Terms and Conditions for Electronic Documents at [www.sgs.com/terms\\_e-document.htm](http://www.sgs.com/terms_e-document.htm). Attention is drawn to the limitation of liability, indemnification and jurisdiction issues defined therein. Any holder of this document is advised that information contained hereon reflects the Company's findings at the time of its intervention only and within the limits of Client's instructions, if any. The Company's sole responsibility is to its Client and this document does not exonerate parties to a transaction from exercising all their rights and obligations under the transaction documents. This document cannot be reproduced except in full, without prior written approval of the Company. Any unauthorized alteration, forgery or falsification of the content or appearance of this document is unlawful and offenders may be prosecuted to the fullest extent of the law. Unless otherwise stated the results shown in this test report refer only to the sample(s) tested and such sample(s) are retained for 90 days only."



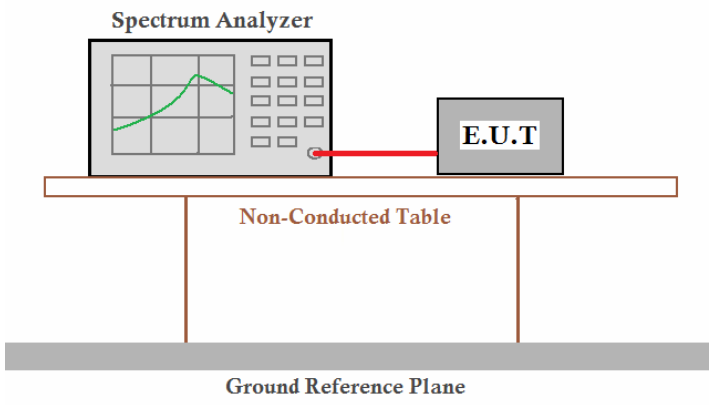
Test mode:	8DPSK	Test channel:	Highest
------------	-------	---------------	---------



Date: 8.DEC.2009 14:27:10



### 5.3 20dB Occupy Bandwidth

Test Requirement:	FCC Part15 C Section 15.247 (a)(1)
Test Method:	ANSI C63.4:2003 and KDB DA00-705
Limit:	NA
Test setup:	
Test Instruments:	Refer to section 4.7 for details
Test state:	Non-hopping transmitting with all kind of modulation.
Test results:	Passed

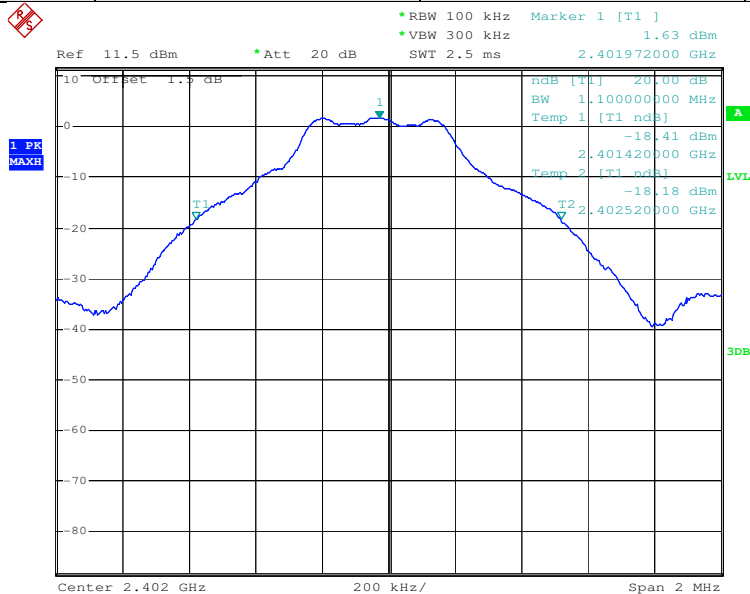
### Measurement Data

Test channel	20dB Occupy Bandwidth (KHz)		
	GFSK	Pi/4QPSK	8DPSK
Lowest	1100	1380	1335
Middle	1085	1380	1365
Highest	1085	1370	1340

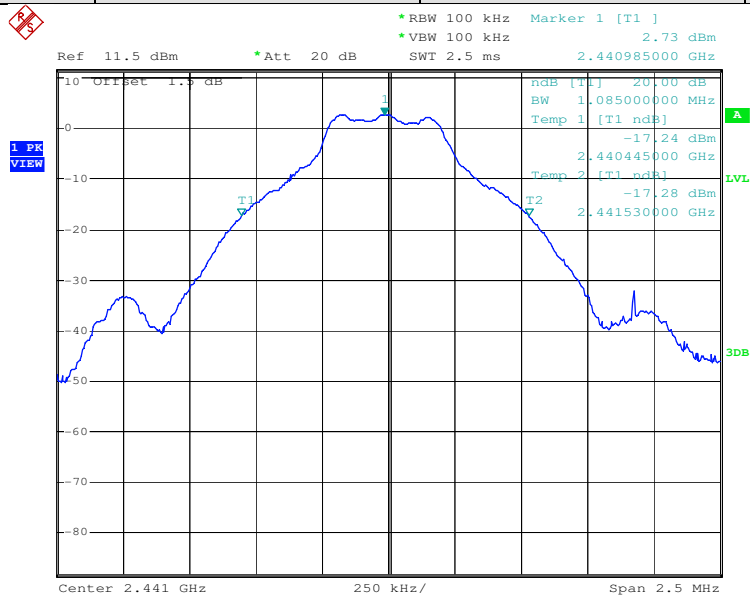


Test plot as follows:

Test mode:	GFSK	Test channel:	Lowest
------------	------	---------------	--------



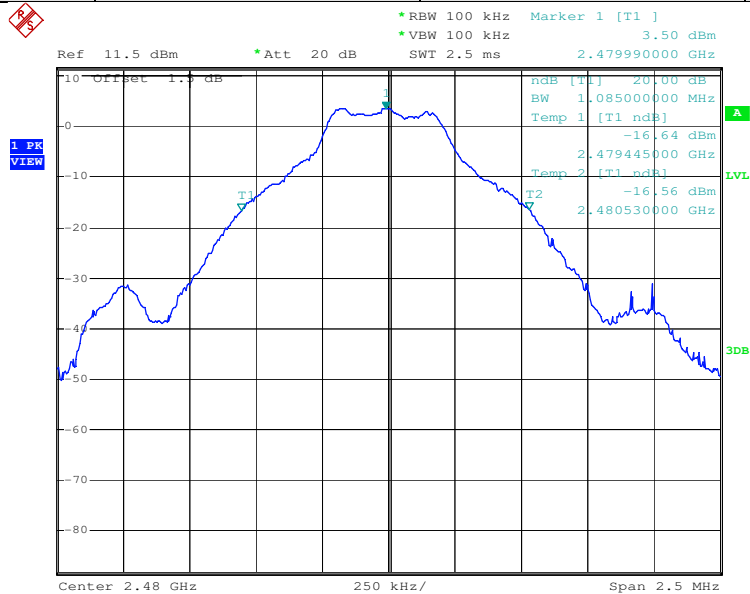
Test mode:	GFSK	Test channel:	Middle
------------	------	---------------	--------



Date: 8.DEC.2009 09:38:01

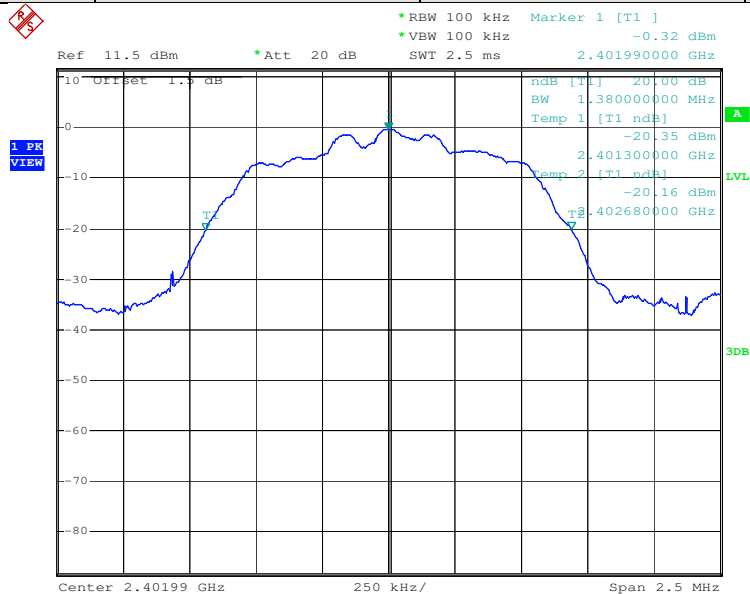


Test mode:	GFSK	Test channel:	Highest
------------	------	---------------	---------



Date: 8.DEC.2009 09:49:04

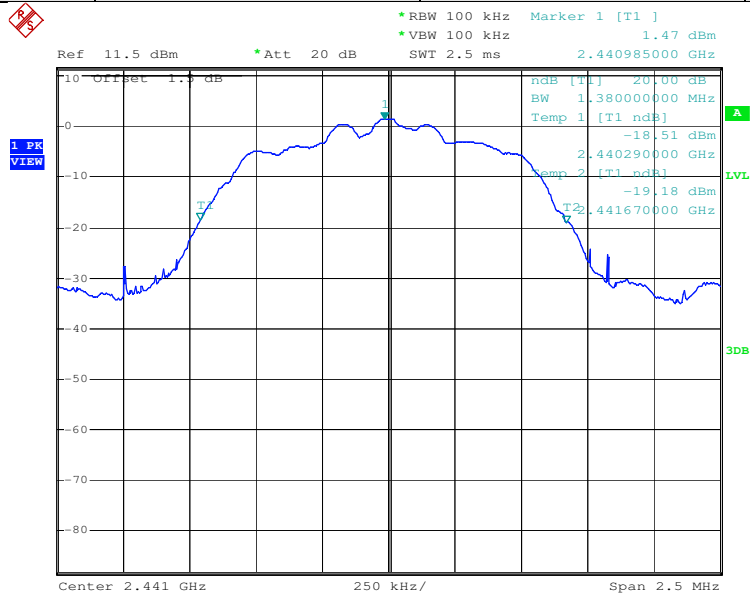
Test mode:	Pi/4QPSK	Test channel:	Lowest
------------	----------	---------------	--------



Date: 8.DEC.2009 10:34:13

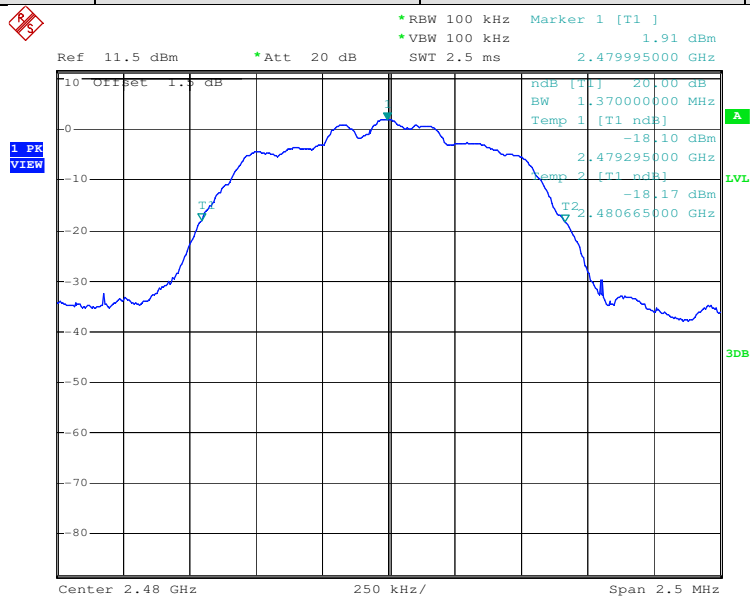


Test mode:	Pi/4QPSK	Test channel:	Middle
------------	----------	---------------	--------



Date: 8.DEC.2009 10:55:45

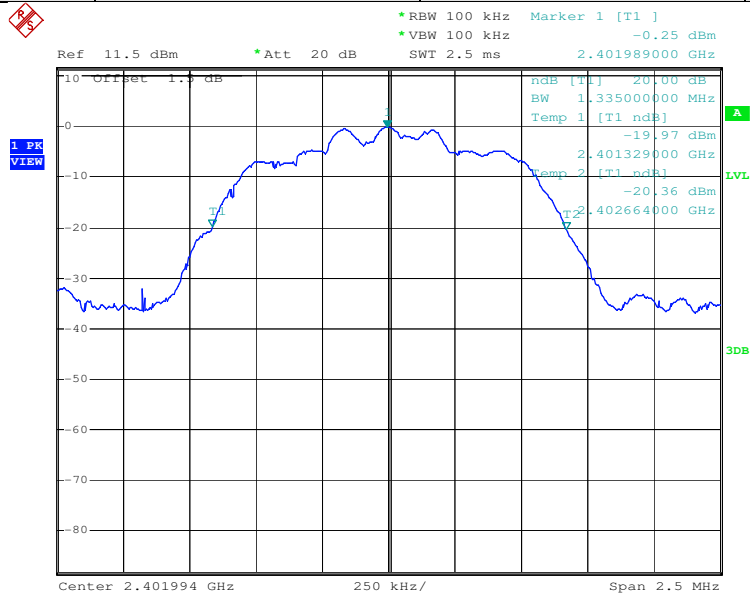
Test mode:	Pi/4QPSK	Test channel:	Highest
------------	----------	---------------	---------



Date: 8.DEC.2009 11:07:01

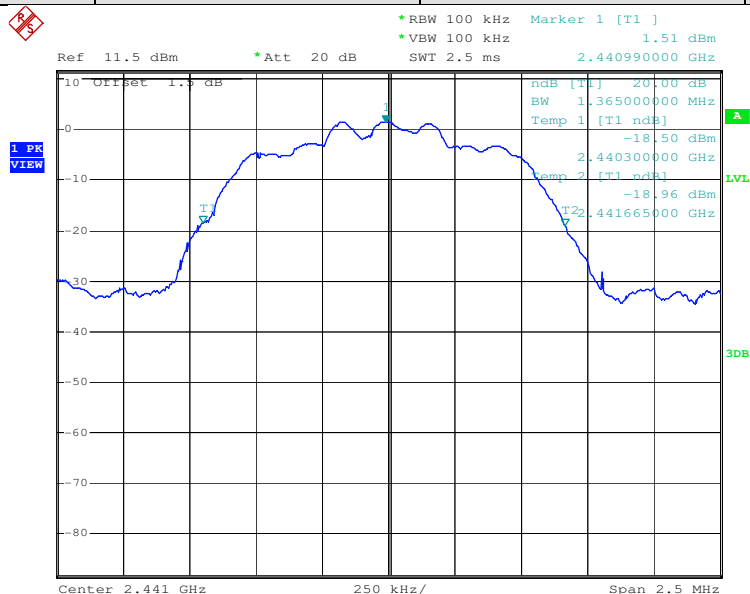


Test mode:	8DPSK	Test channel:	Lowest
------------	-------	---------------	--------



Date: 8.DEC.2009 13:53:34

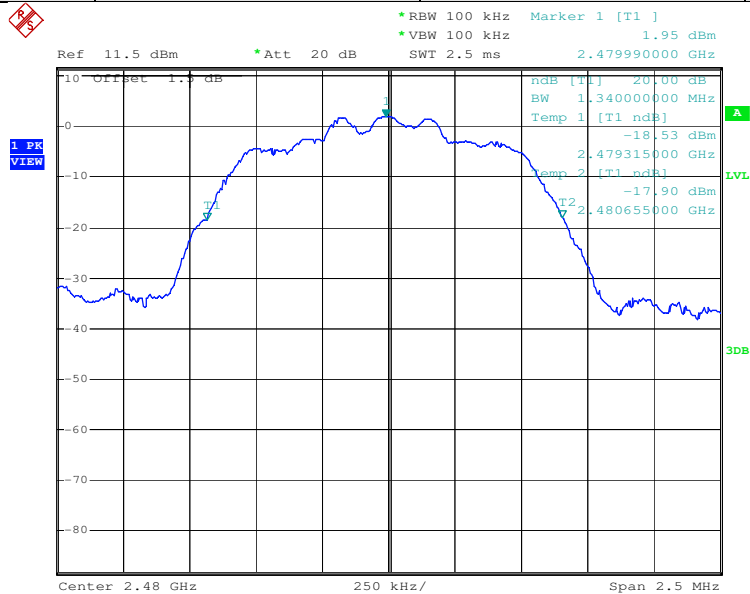
Test mode:	8DPSK	Test channel:	Middle
------------	-------	---------------	--------



Date: 8.DEC.2009 14:09:29

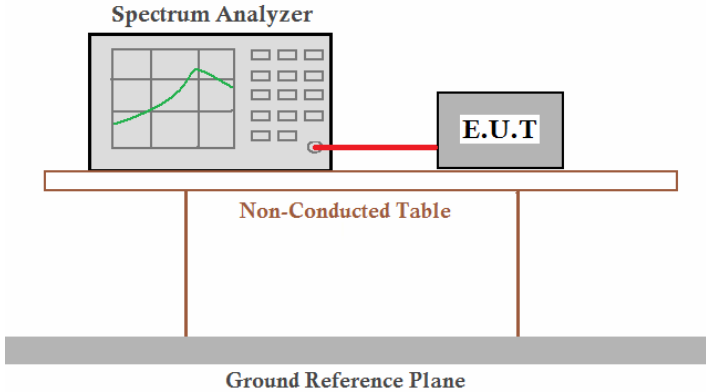


Test mode:	8DPSK	Test channel:	Highest
------------	-------	---------------	---------



Date: 8.DEC.2009 14:24:23

#### 5.4 Carrier Frequencies Separation

Test Requirement:	FCC Part15 C Section 15.247 (a)(1)
Test Method:	ANSI C63.4:2003 and KDB DA00-705
Test state:	Hopping transmitting with all kind of modulation.
Test setup:	 <p>The diagram illustrates the test setup. A Spectrum Analyzer, showing a frequency spectrum on its screen, is connected to an E.U.T. (Equipment Under Test) by a red cable. Both the Spectrum Analyzer and the E.U.T. are positioned on a Non-Conducted Table. The table is supported by two vertical legs. Below the table, a Ground Reference Plane is indicated.</p>
Test Instruments:	Refer to section 4.7 for details
Limit:	0.025MHz or 2/3 of the 20dB bandwidth (whichever is greater)
Test results:	Passed

**Measurement Data**

GFSK mode			
Test channel	Carrier Frequencies Separation (KHz)	Limit (KHz)	Result
Lowest	1000	920	Pass
Middle	1005	920	Pass
Highest	1000	920	Pass
Pi/4QPSK mode			
Test channel	Carrier Frequencies Separation (KHz)	Limit (KHz)	Result
Lowest	1005	920	Pass
Middle	1005	920	Pass
Highest	1000	920	Pass
8DPSK mode			
Test channel	Carrier Frequencies Separation (KHz)	Limit (KHz)	Result
Lowest	1000	920	Pass
Middle	1000	920	Pass
Highest	1005	920	Pass

Note: According to section 5.4,

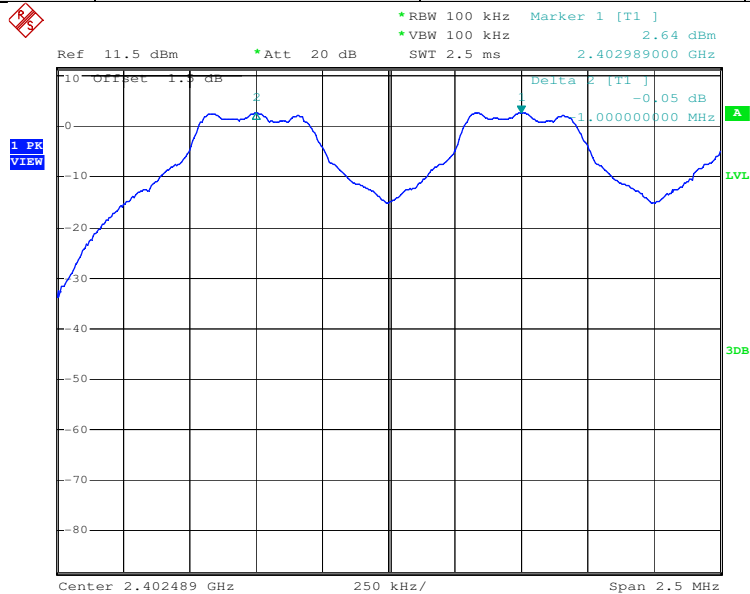
Mode	20dB bandwidth (KHz) (worse case)	Limit (KHz) (Carrier Frequencies Separation)
GFSK	1100	733
PI/4QPSK	1380	920
8DPSK	1365	910





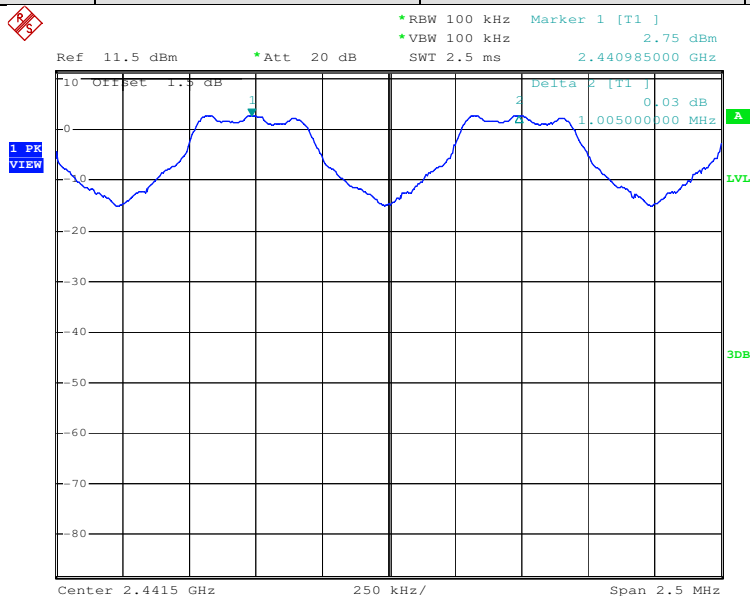
Test plot as follows:

Test mode:	GFSK	Test channel:	Lowest
------------	------	---------------	--------



Date: 8.DEC.2009 09:14:53

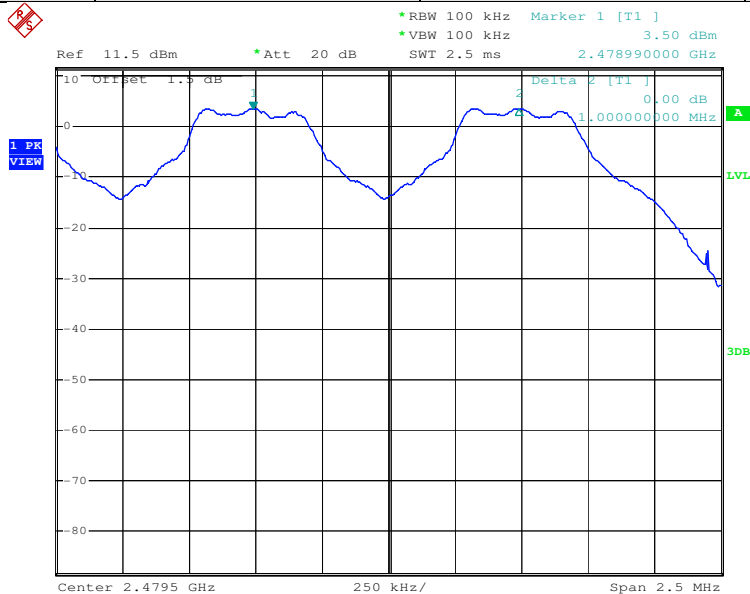
Test mode:	GFSK	Test channel:	Middle
------------	------	---------------	--------



Date: 8.DEC.2009 09:39:47

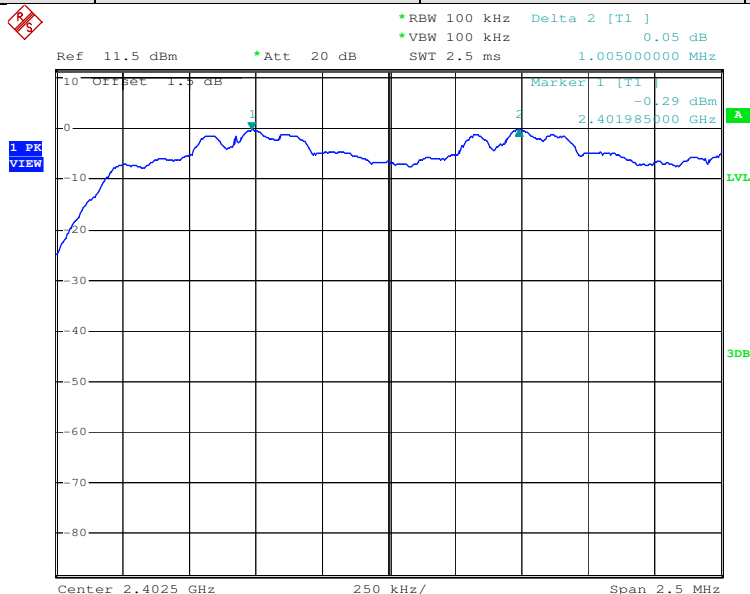


Test mode:	GFSK	Test channel:	Highest
------------	------	---------------	---------



Date: 8.DEC.2009 09:51:03

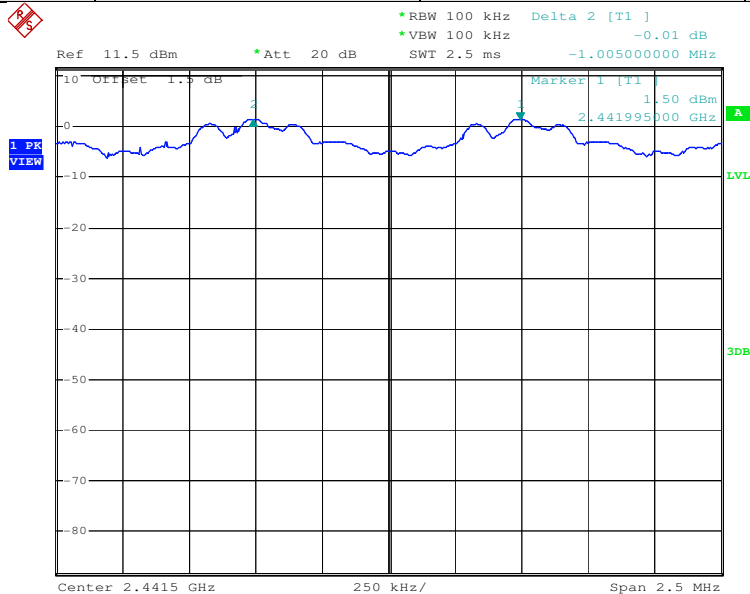
Test mode:	Pi/4QPSK	Test channel:	Lowest
------------	----------	---------------	--------



Date: 8.DEC.2009 10:36:29

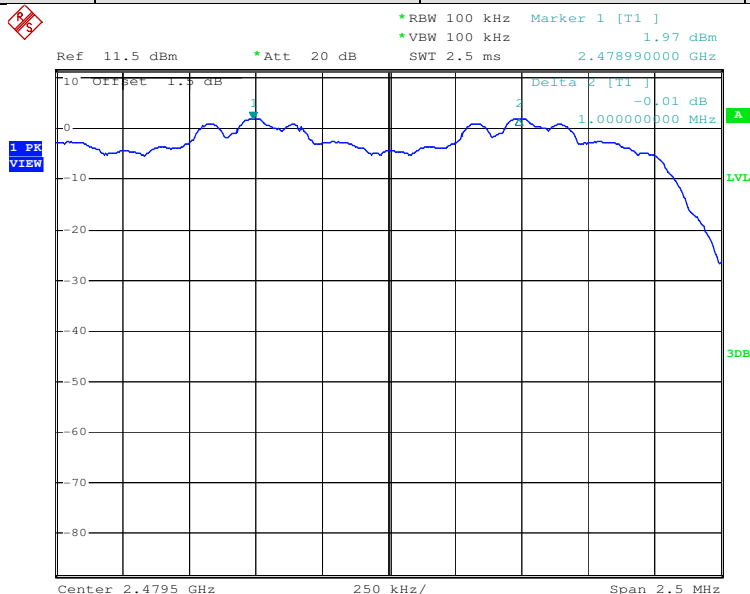


Test mode:	Pi/4QPSK	Test channel:	Middle
------------	----------	---------------	--------



Date: 8.DEC.2009 10:57:22

Test mode:	Pi/4QPSK	Test channel:	Highest
------------	----------	---------------	---------

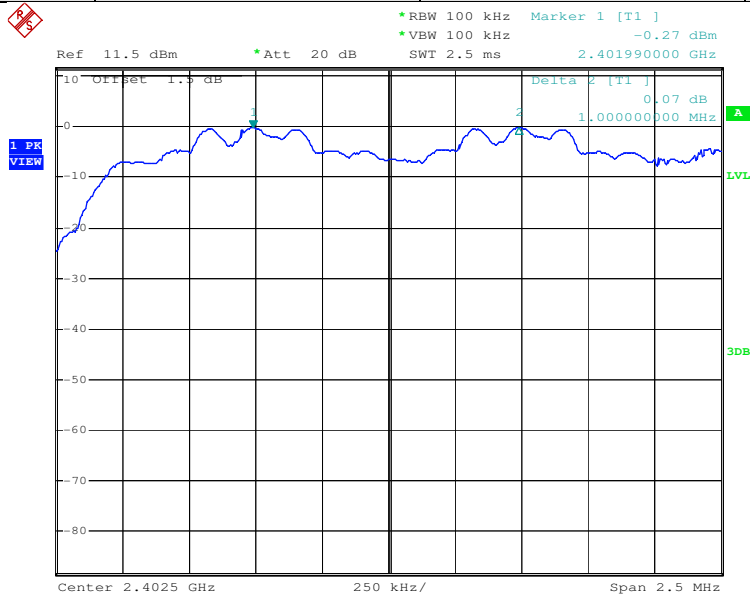


Date: 8.DEC.2009 11:16:22

"This document is issued by the Company subject to its General Conditions of Service printed overleaf, available on request or accessible at [www.sgs.com/terms\\_and\\_conditions.htm](http://www.sgs.com/terms_and_conditions.htm) and, for electronic format documents, subject to Terms and Conditions for Electronic Documents at [www.sgs.com/terms\\_e-document.htm](http://www.sgs.com/terms_e-document.htm). Attention is drawn to the limitation of liability, indemnification and jurisdiction issues defined therein. Any holder of this document is advised that information contained hereon reflects the Company's findings at the time of its intervention only and within the limits of Client's instructions, if any. The Company's sole responsibility is to its Client and this document does not exonerate parties to a transaction from exercising all their rights and obligations under the transaction documents. This document cannot be reproduced except in full, without prior written approval of the Company. Any unauthorized alteration, forgery or falsification of the content or appearance of this document is unlawful and offenders may be prosecuted to the fullest extent of the law. Unless otherwise stated the results shown in this test report refer only to the sample(s) tested and such sample(s) are retained for 90 days only."

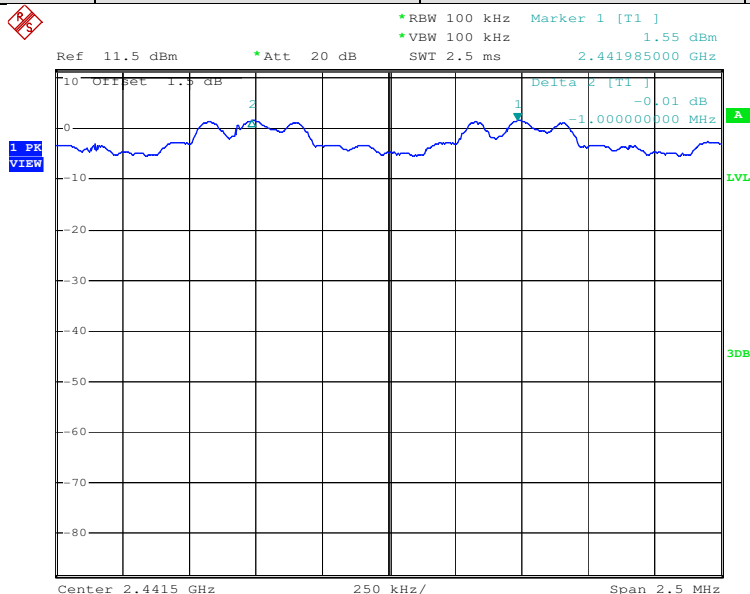


Test mode:	8DPSK	Test channel:	Lowest
------------	-------	---------------	--------



Date: 8.DEC.2009 13:55:10

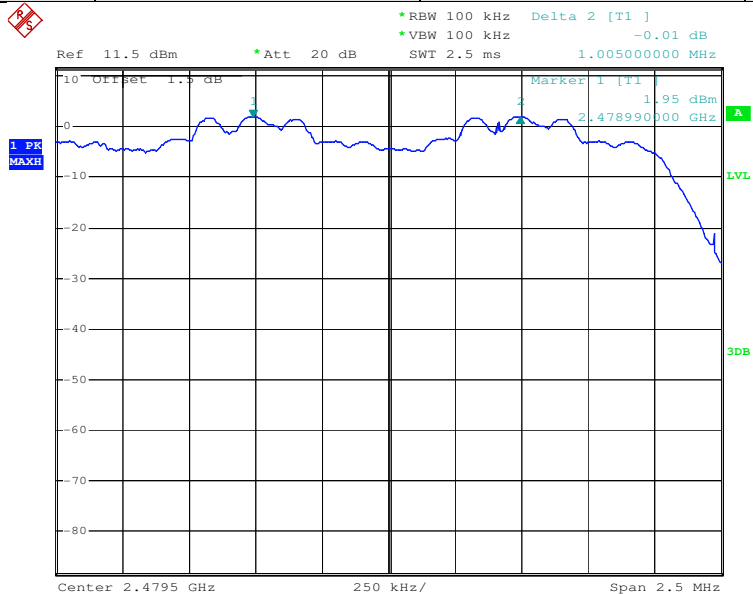
Test mode:	8DPSK	Test channel:	Middle
------------	-------	---------------	--------



Date: 8.DEC.2009 14:14:03



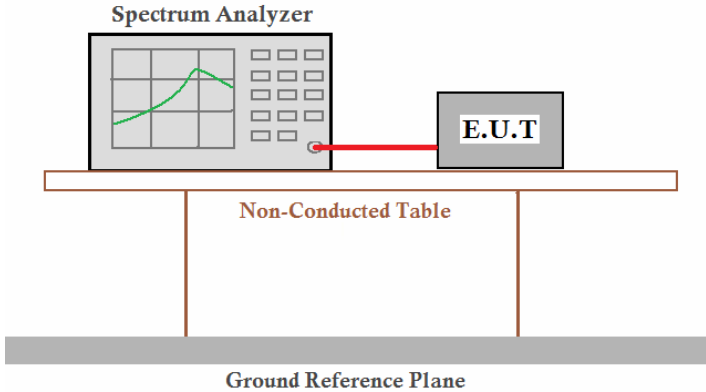
Test mode:	8DPSK	Test channel:	Highest
------------	-------	---------------	---------



Date: 8.DEC.2009 14:25:36

"This document is issued by the Company subject to its General Conditions of Service printed overleaf, available on request or accessible at [www.sgs.com/terms\\_and\\_conditions.htm](http://www.sgs.com/terms_and_conditions.htm) and, for electronic format documents, subject to Terms and Conditions for Electronic Documents at [www.sgs.com/terms\\_e-document.htm](http://www.sgs.com/terms_e-document.htm). Attention is drawn to the limitation of liability, indemnification and jurisdiction issues defined therein. Any holder of this document is advised that information contained hereon reflects the Company's findings at the time of its intervention only and within the limits of Client's instructions, if any. The Company's sole responsibility is to its Client and this document does not exonerate parties to a transaction from exercising all their rights and obligations under the transaction documents. This document cannot be reproduced except in full, without prior written approval of the Company. Any unauthorized alteration, forgery or falsification of the content or appearance of this document is unlawful and offenders may be prosecuted to the fullest extent of the law. Unless otherwise stated the results shown in this test report refer only to the sample(s) tested and such sample(s) are retained for 90 days only."

### 5.5 Hopping Channel Number

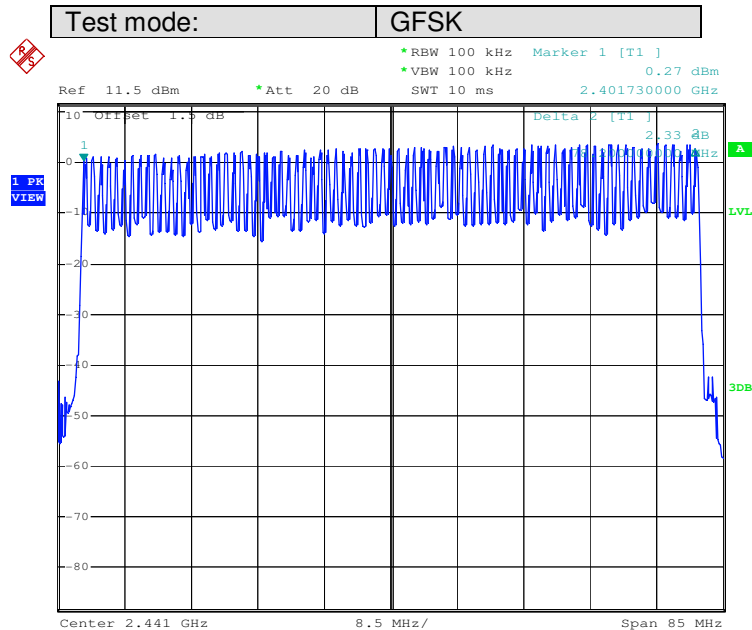
Test Requirement:	FCC Part15 C Section 15.247 (b)
Test Method:	ANSI C63.4:2003 and KDB DA00-705
Limit:	75channels
Test setup:	
Test Instruments:	Refer to section 4.7 for details
Test state:	Hopping transmitting with all kind of modulation.
Test results:	Passed

### Measurement Data

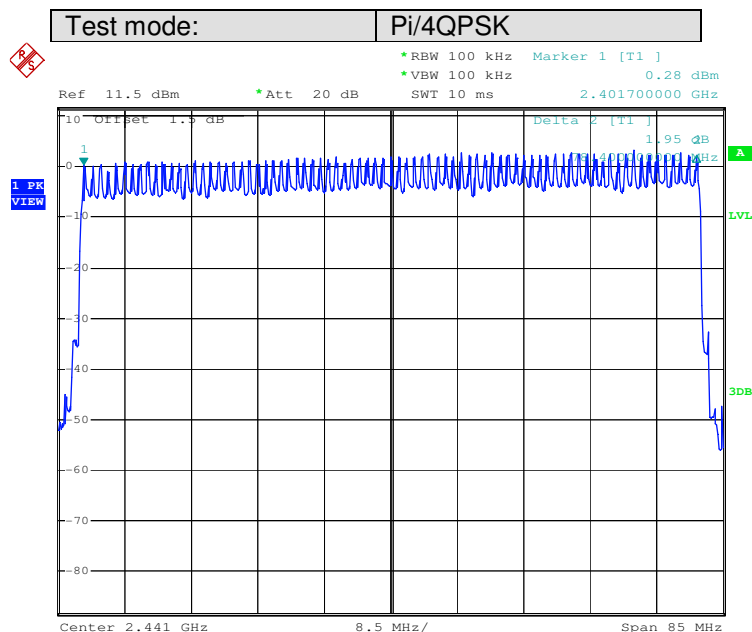
Mode	Hopping channel numbers	Limit
GFSK	79	75
Pi/4QPSK	79	75
8DPSK	79	75



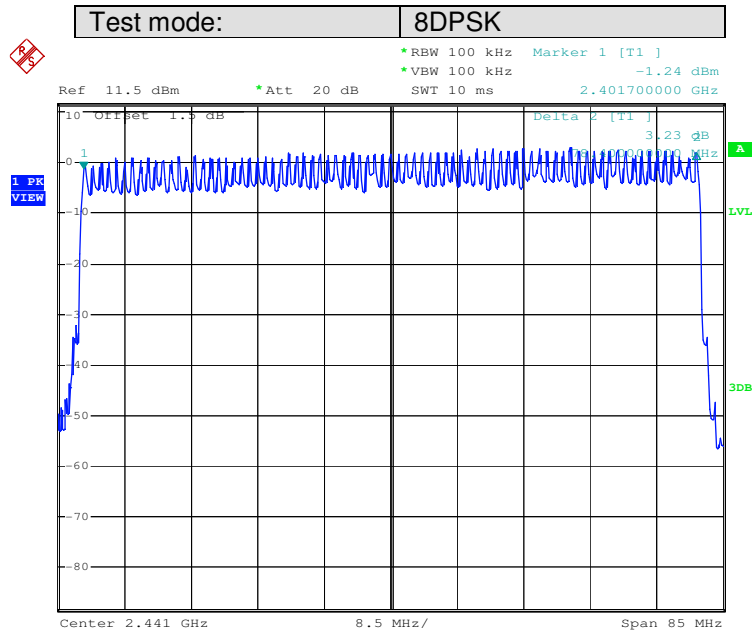
Test plot as follows



Date: 8.DEC.2009 10:31:00



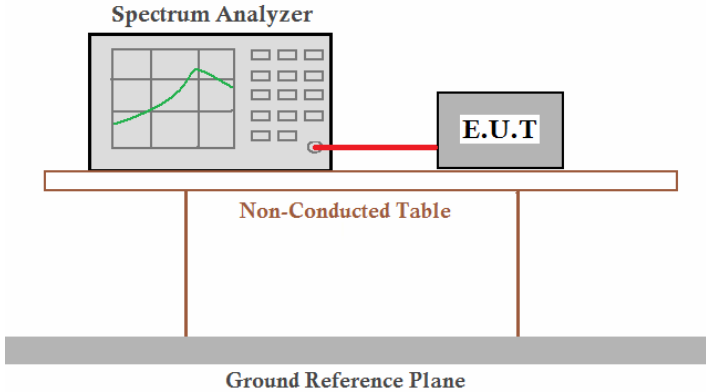
Date: 8.DEC.2009 13:33:09



Date: 8.DEC.2009 13:40:06



## 5.6 Dwell Time

Test Requirement:	FCC Part15 C Section 15.247 (a)(1)
Test Method:	ANSI C63.4:2003 and KDB DA00-705
Limit:	0.4 Second
Test setup:	
Test Instruments:	Refer to section 4.7 for details
Test state:	Hopping transmitting with all kind of modulation.
Test results:	Passed

## Measurement Data

Mode	Packet	Dwell time (second)	Limit (second)
GFSK	DH1	166.4	0.4
	DH3	284.8	0.4
	DH5	322.1	0.4
Pi/4QPSK	2-DH1	166.4	0.4
	2-DH3	284.8	0.4
	2-DH5	322.1	0.4
8DPSK	3-DH1	166.4	0.4
	3-DH3	284.8	0.4
	3-DH5	322.1	0.4

## Test Result:

The test period:  $T = 0.4 \text{ Second/Channel} \times 79 \text{ Channel} = 31.6 \text{ s}$

The lowest channel (2402MHz), middle channel (2441MHz), highest channel (2480MHz) as blow

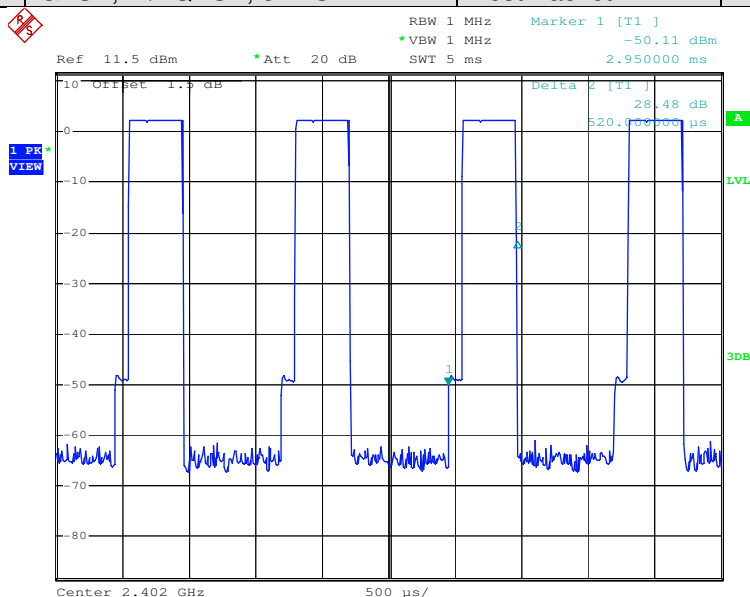
DH1 time slot =  $0.520(\text{ms}) \times (1600 / (2 \times 79)) \times 31.6 = 166.4 \text{ ms}$

DH3 time slot =  $1.78(\text{ms}) \times (1600 / (4 \times 79)) \times 31.6 = 284.8 \text{ ms}$

DH5 time slot =  $3.02 (\text{ms}) \times (1600 / (6 \times 79)) \times 31.6 = 322.1 \text{ ms}$

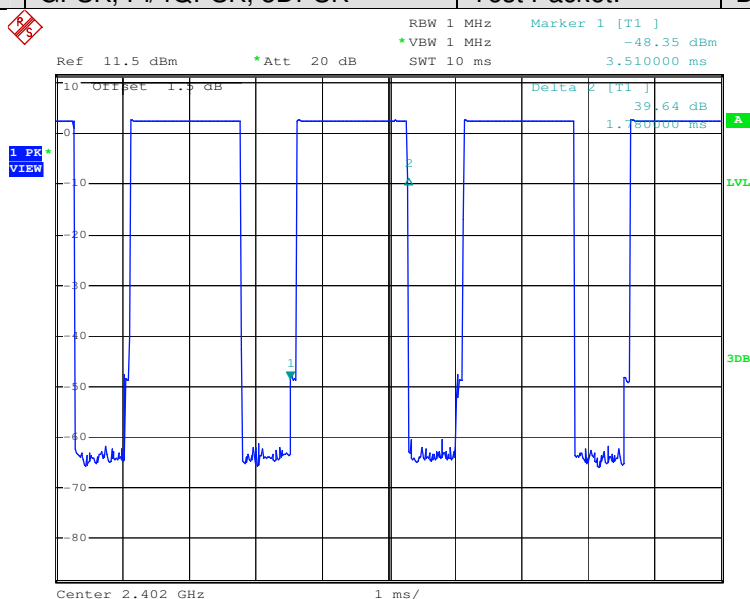
**Test plot as follows**

Test mode:	GFSK, Pi/4QPSK, 8DPSK	Test Packet:	DH1, 2-DH1, 3-DH1
------------	-----------------------	--------------	-------------------



Date: 8.DEC.2009 09:27:18

Test mode:	GFSK, Pi/4QPSK, 8DPSK	Test Packet:	DH3, 2-DH3, 3-DH3
------------	-----------------------	--------------	-------------------

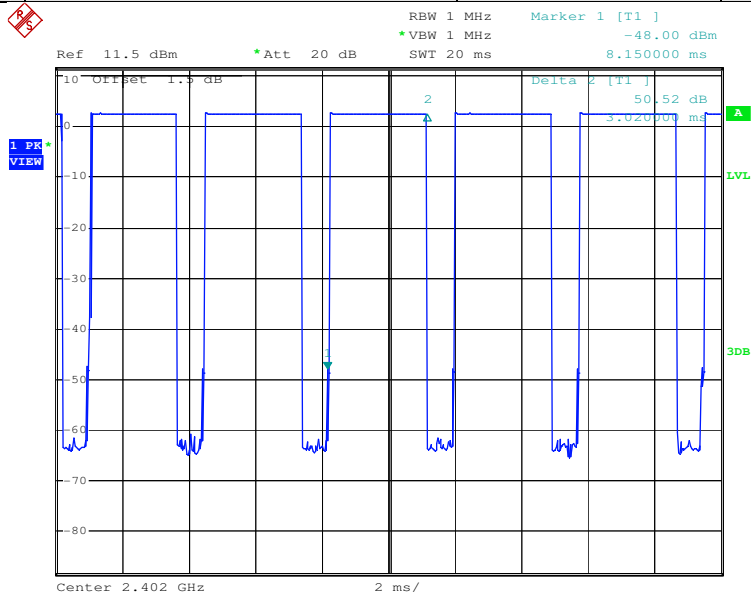


Date: 8.DEC.2009 09:28:34

"This document is issued by the Company subject to its General Conditions of Service printed overleaf, available on request or accessible at [www.sgs.com/terms\\_and\\_conditions.htm](http://www.sgs.com/terms_and_conditions.htm) and, for electronic format documents, subject to Terms and Conditions for Electronic Documents at [www.sgs.com/terms\\_e-document.htm](http://www.sgs.com/terms_e-document.htm). Attention is drawn to the limitation of liability, indemnification and jurisdiction issues defined therein. Any holder of this document is advised that information contained hereon reflects the Company's findings at the time of its intervention only and within the limits of Client's instructions, if any. The Company's sole responsibility is to its Client and this document does not exonerate parties to a transaction from exercising all their rights and obligations under the transaction documents. This document cannot be reproduced except in full, without prior written approval of the Company. Any unauthorized alteration, forgery or falsification of the content or appearance of this document is unlawful and offenders may be prosecuted to the fullest extent of the law. Unless otherwise stated the results shown in this test report refer only to the sample(s) tested and such sample(s) are retained for 90 days only."

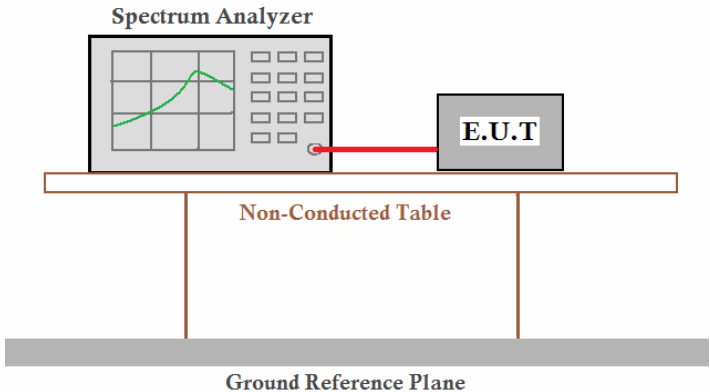


Test mode:	GFSK, Pi/4QPSK, 8DPSK	Test Packet:	DH5, 2-DH5, 3-DH5
------------	-----------------------	--------------	-------------------



Date: 8.DEC.2009 09:29:32

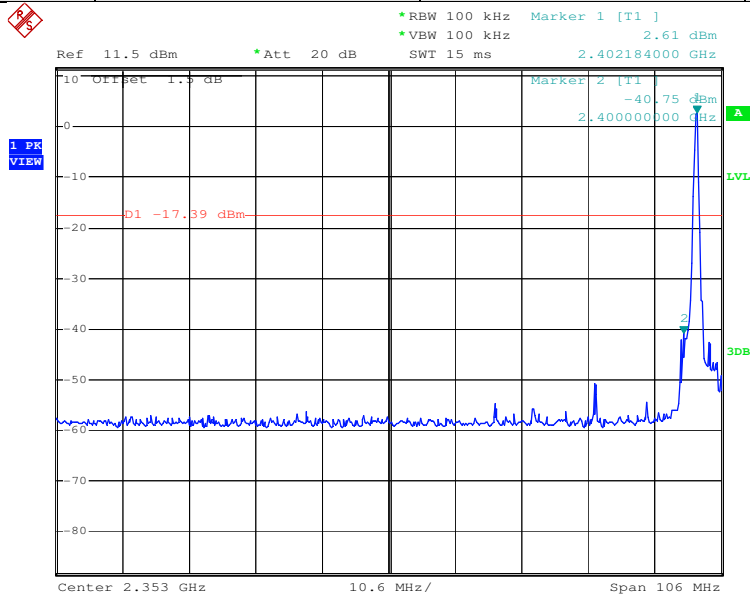
## 5.7 Band Edge

Test Requirement:	FCC Part15 C Section 15.247 (d)
Test Method:	ANSI C63.4:2003 and KDB DA00-705
Limit:	In any 100 kHz bandwidth outside the frequency band in which the spread spectrum intentional radiator is operating, the radio frequency power that is produced by the intentional radiator shall be at least 20 dB below that in the 100 kHz bandwidth within the band that contains the highest level of the desired power, based on either an RF conducted or a radiated measurement.
Test setup:	 <p><i>Remark:</i> <i>Offset the High-Frequency cable loss 1.5dB in the spectrum analyzer.</i></p>
Test Instruments:	Refer to section 4.7 for details
Test state:	Hopping transmitting with all kinds of modulation.
Test results:	Passed

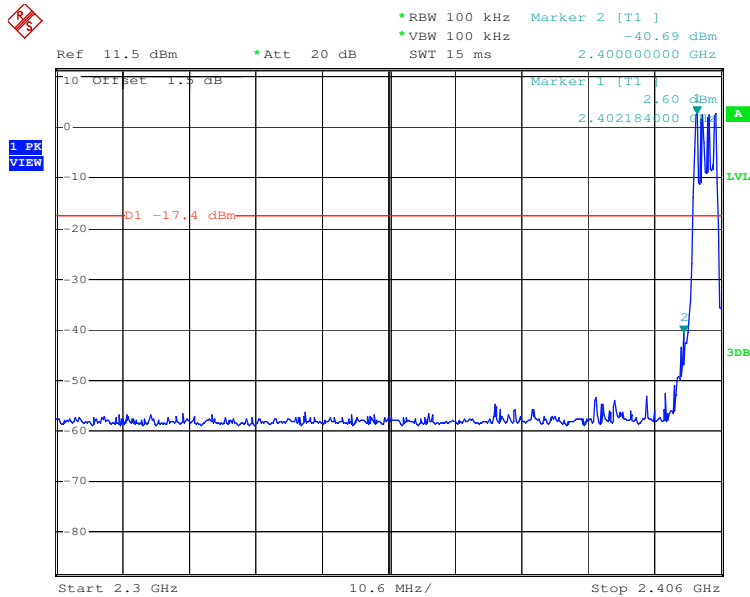
Test plot as follows:



Test mode:	GFSK	Test channel:	Lowest
------------	------	---------------	--------



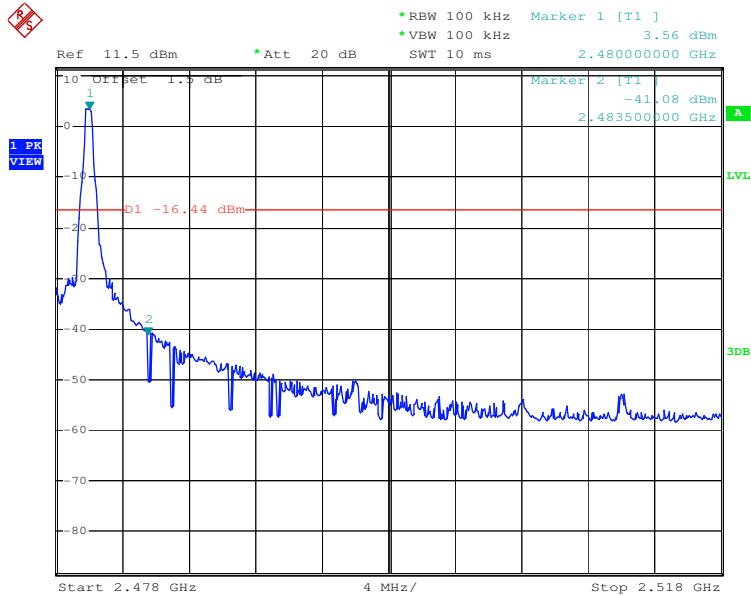
Date: 8.DEC.2009 09:07:06



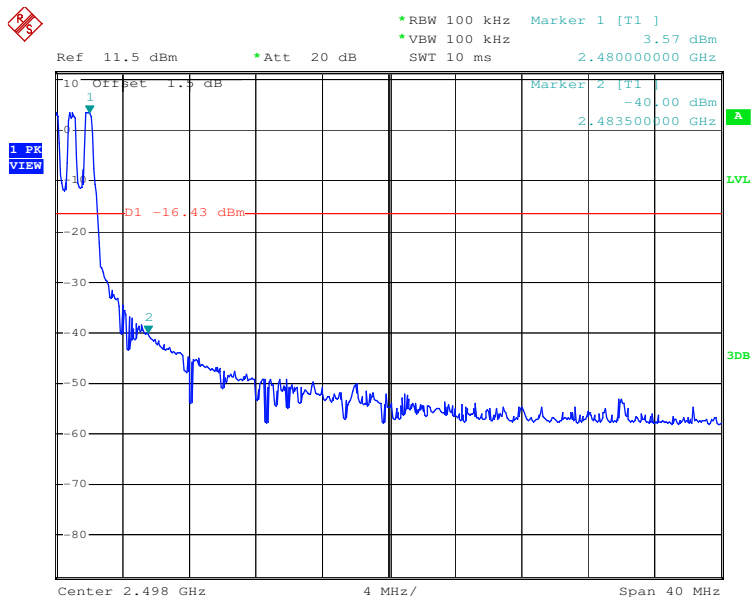
Date: 8.DEC.2009 09:09:35



Test mode:	GFSK	Test channel:	Highest
------------	------	---------------	---------



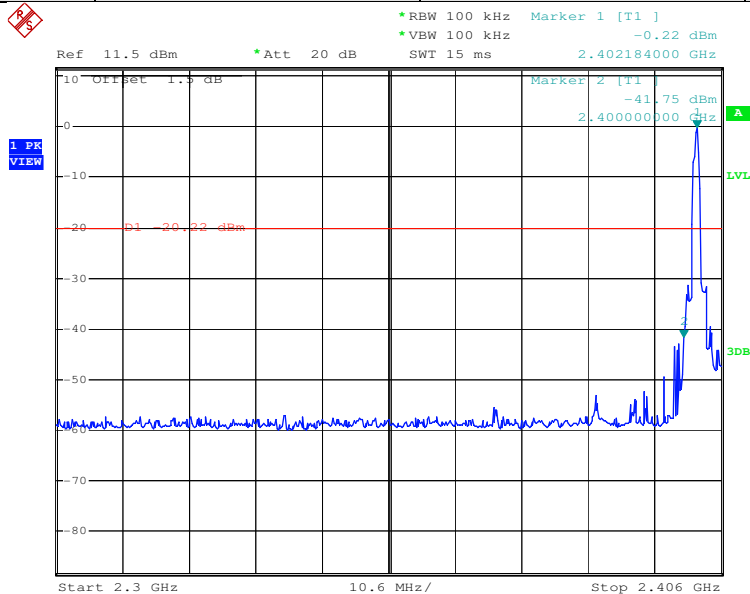
Date: 8.DEC.2009 10:02:58



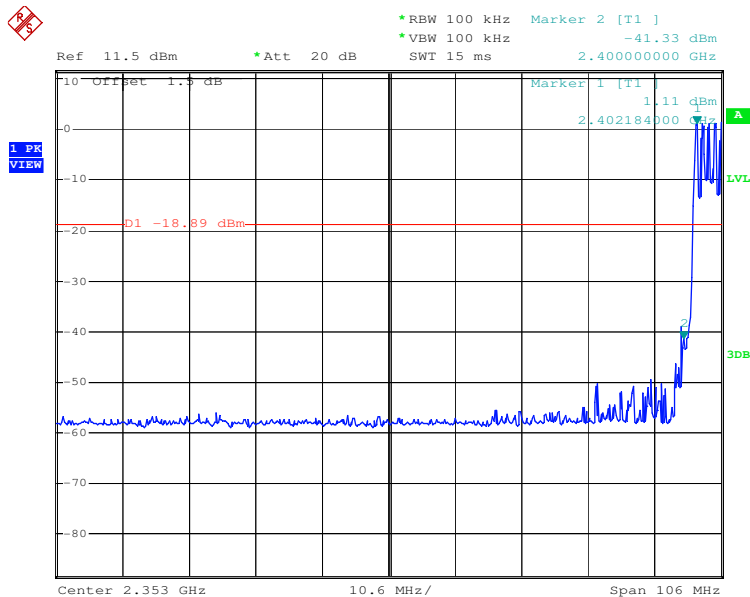
Date: 8.DEC.2009 10:17:31



Test mode:	Pi/4QPSK	Test channel:	Lowest
------------	----------	---------------	--------



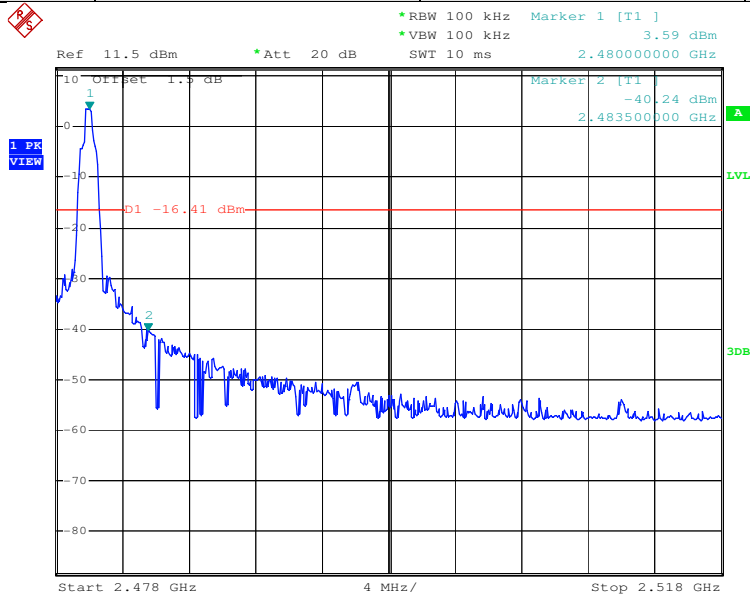
Date: 8.DEC.2009 10:38:36



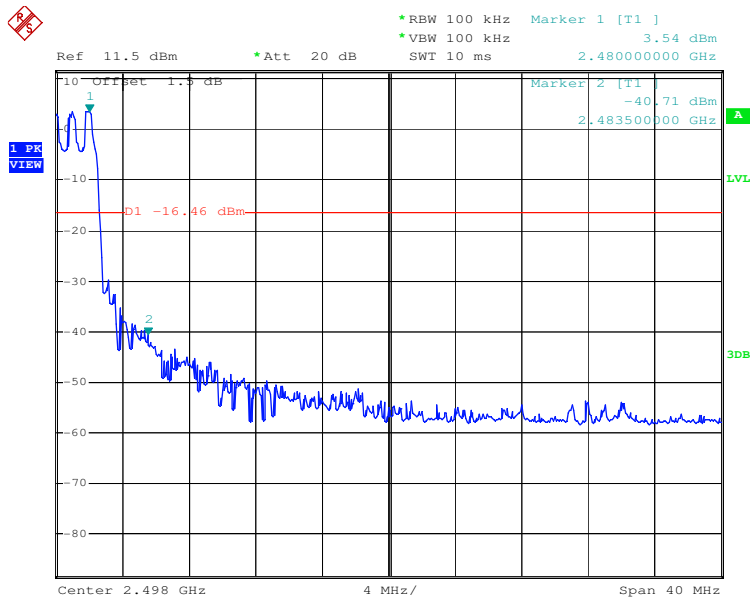
Date: 8.DEC.2009 10:42:07



Test mode:	Pi/4QPSK	Test channel:	Highest
------------	----------	---------------	---------



Date: 8.DEC.2009 11:31:34



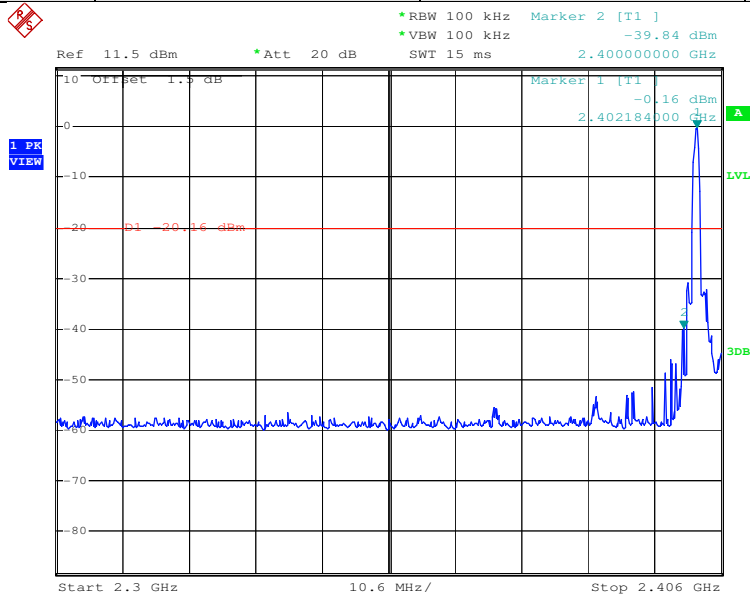
Date: 8.DEC.2009 11:43:15

"This document is issued by the Company subject to its General Conditions of Service printed overleaf, available on request or accessible at [www.sgs.com/terms\\_and\\_conditions.htm](http://www.sgs.com/terms_and_conditions.htm) and, for electronic format documents, subject to Terms and Conditions for Electronic Documents at [www.sgs.com/terms\\_e-document.htm](http://www.sgs.com/terms_e-document.htm). Attention is drawn to the limitation of liability, indemnification and jurisdiction issues defined therein. Any holder of this document is advised that information contained hereon reflects the Company's findings at the time of its intervention only and within the limits of Client's instructions, if any. The Company's sole responsibility is to its Client and this document does not exonerate parties to a transaction from exercising all their rights and obligations under the transaction documents. This document cannot be reproduced except in full, without prior written approval of the Company. Any unauthorized alteration, forgery or falsification of the content or appearance of this document is unlawful and offenders may be prosecuted to the fullest extent of the law. Unless otherwise stated the results shown in this test report refer only to the sample(s) tested and such sample(s) are retained for 90 days only."

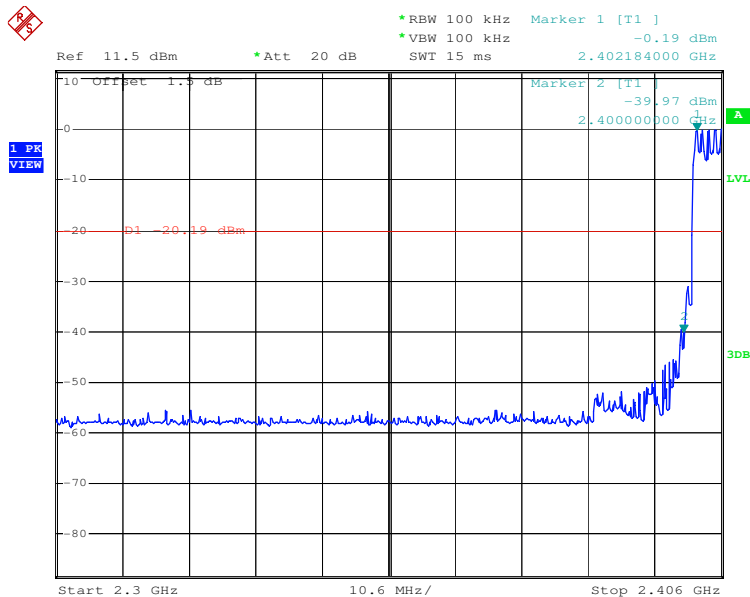




Test mode:	8DPSK	Test channel:	Lowest
------------	-------	---------------	--------



Date: 8.DEC.2009 13:41:53

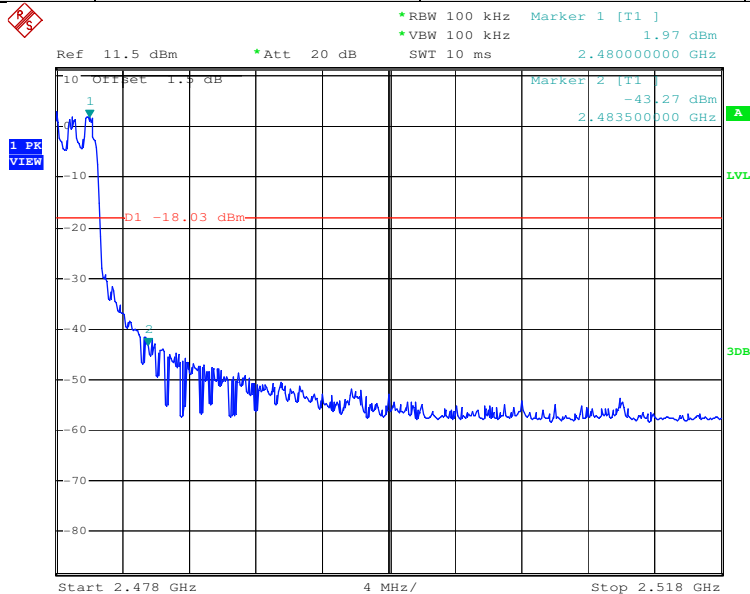


Date: 8.DEC.2009 13:51:26

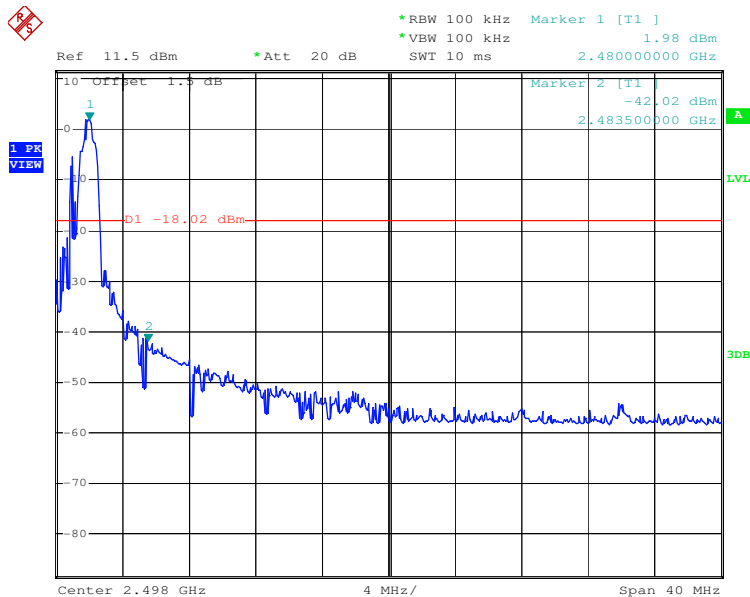
"This document is issued by the Company subject to its General Conditions of Service printed overleaf, available on request or accessible at [www.sgs.com/terms\\_and\\_conditions.htm](http://www.sgs.com/terms_and_conditions.htm) and, for electronic format documents, subject to Terms and Conditions for Electronic Documents at [www.sgs.com/terms\\_e-document.htm](http://www.sgs.com/terms_e-document.htm). Attention is drawn to the limitation of liability, indemnification and jurisdiction issues defined therein. Any holder of this document is advised that information contained hereon reflects the Company's findings at the time of its intervention only and within the limits of Client's instructions, if any. The Company's sole responsibility is to its Client and this document does not exonerate parties to a transaction from exercising all their rights and obligations under the transaction documents. This document cannot be reproduced except in full, without prior written approval of the Company. Any unauthorized alteration, forgery or falsification of the content or appearance of this document is unlawful and offenders may be prosecuted to the fullest extent of the law. Unless otherwise stated the results shown in this test report refer only to the sample(s) tested and such sample(s) are retained for 90 days only."



Test mode:	8DPSK	Test channel:	Highest
------------	-------	---------------	---------



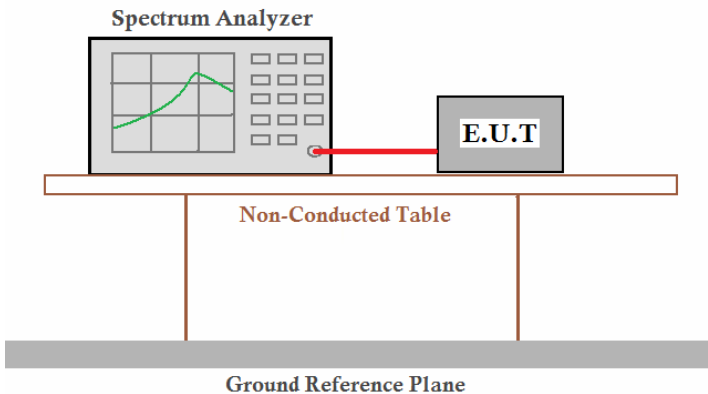
Date: 8.DEC.2009 14:43:29



Date: 8.DEC.2009 14:51:24

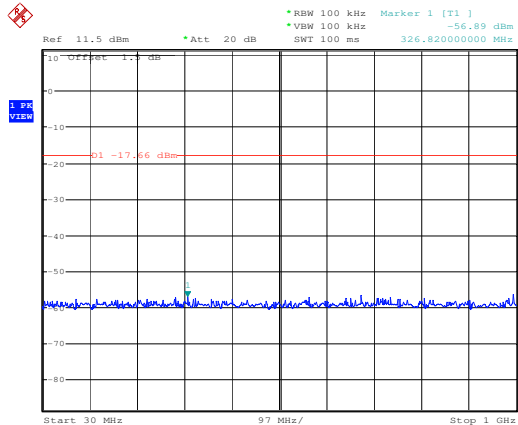
"This document is issued by the Company subject to its General Conditions of Service printed overleaf, available on request or accessible at [www.sgs.com/terms\\_and\\_conditions.htm](http://www.sgs.com/terms_and_conditions.htm) and, for electronic format documents, subject to Terms and Conditions for Electronic Documents at [www.sgs.com/terms\\_e-document.htm](http://www.sgs.com/terms_e-document.htm). Attention is drawn to the limitation of liability, indemnification and jurisdiction issues defined therein. Any holder of this document is advised that information contained hereon reflects the Company's findings at the time of its intervention only and within the limits of Client's instructions, if any. The Company's sole responsibility is to its Client and this document does not exonerate parties to a transaction from exercising all their rights and obligations under the transaction documents. This document cannot be reproduced except in full, without prior written approval of the Company. Any unauthorized alteration, forgery or falsification of the content or appearance of this document is unlawful and offenders may be prosecuted to the fullest extent of the law. Unless otherwise stated the results shown in this test report refer only to the sample(s) tested and such sample(s) are retained for 90 days only."

## 5.8 RF Antenna Conducted spurious emissions

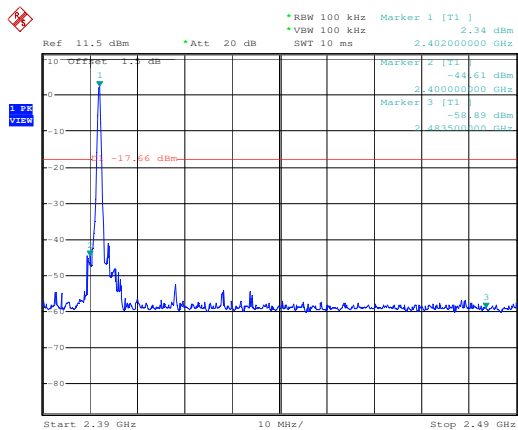
Test Requirement:	FCC Part15 C Section 15.247 (d)
Test Method:	ANSI C63.4:2003 and KDB DA00-705
Limit:	In any 100 kHz bandwidth outside the frequency band in which the spread spectrum intentional radiator is operating, the radio frequency power that is produced by the intentional radiator shall be at least 20 dB below that in the 100 kHz bandwidth within the band that contains the highest level of the desired power, based on either an RF conducted or a radiated measurement.
Test setup:	 <p><i>Remark:</i> <i>Offset the High-Frequency cable loss 1.5dB in the spectrum analyzer.</i></p>
Test Instruments:	Refer to section 4.7 for details
Test results:	Passed



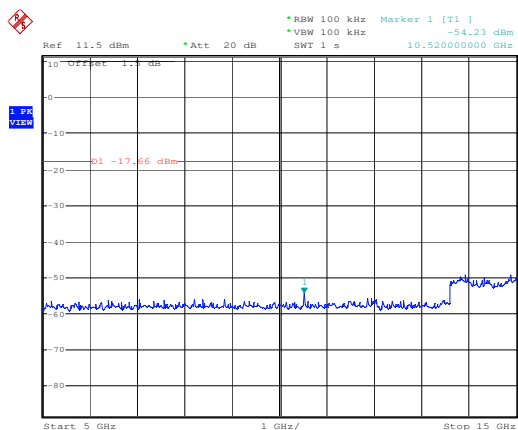
Test mode:	GFSK	Test channel:	Lowest
------------	------	---------------	--------



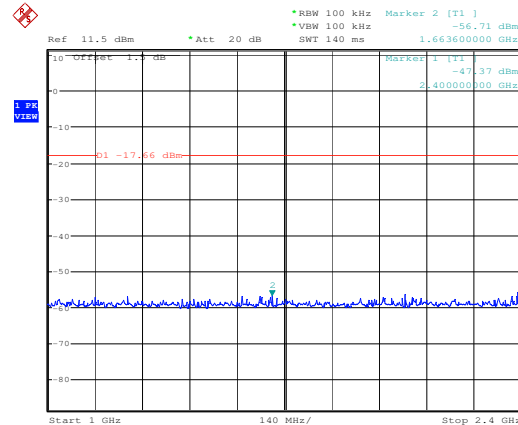
Date: 8.DEC.2009 09:22:38



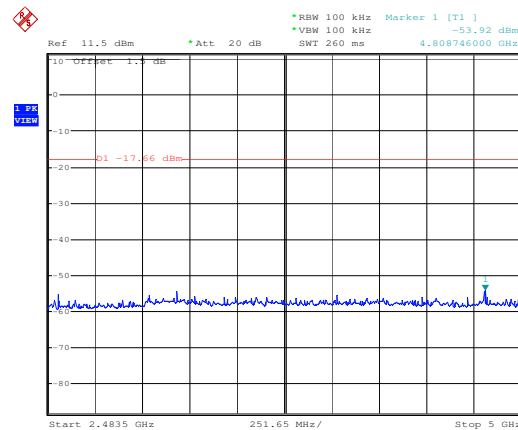
Date: 8.DEC.2009 09:22:00



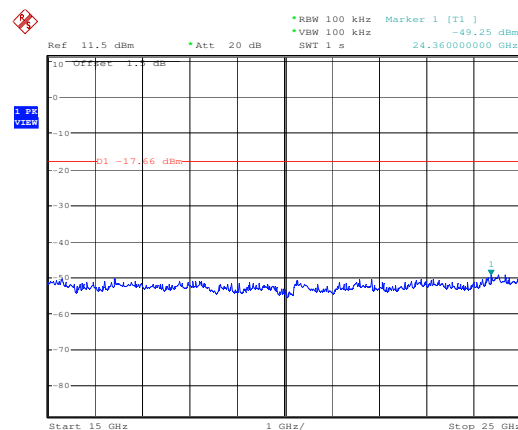
Date: 8.DEC.2009 09:25:00



Date: 8.DEC.2009 09:23:15



Date: 8.DEC.2009 09:24:20

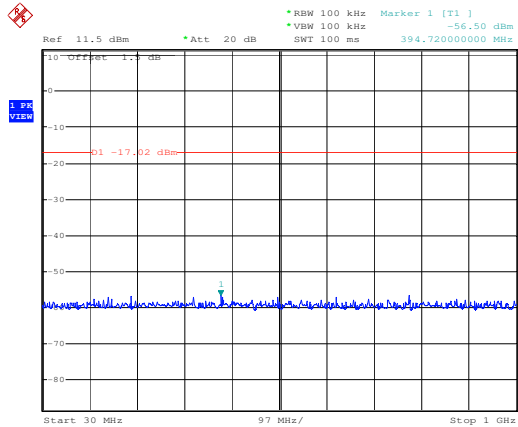


Date: 8.DEC.2009 09:25:29

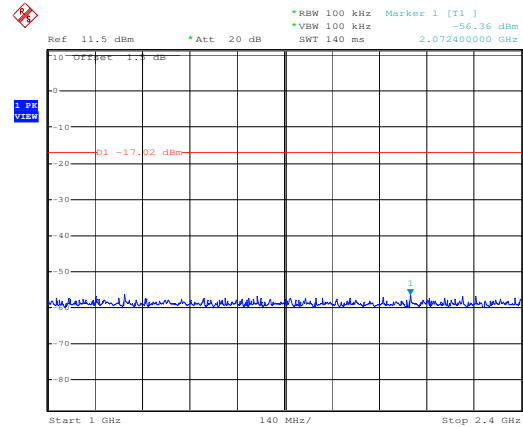
"This document is issued by the Company subject to its General Conditions of Service printed overleaf, available on request or accessible at [www.sgs.com/terms\\_and\\_conditions.htm](http://www.sgs.com/terms_and_conditions.htm) and, for electronic format documents, subject to Terms and Conditions for Electronic Documents at [www.sgs.com/terms\\_e-document.htm](http://www.sgs.com/terms_e-document.htm). Attention is drawn to the limitation of liability, indemnification and jurisdiction issues defined therein. Any holder of this document is advised that information contained hereon reflects the Company's findings at the time of its intervention only and within the limits of Client's instructions, if any. The Company's sole responsibility is to its Client and this document does not exonerate parties to a transaction from exercising all their rights and obligations under the transaction documents. This document cannot be reproduced except in full, without prior written approval of the Company. Any unauthorized alteration, forgery or falsification of the content or appearance of this document is unlawful and offenders may be prosecuted to the fullest extent of the law. Unless otherwise stated the results shown in this test report refer only to the sample(s) tested and such sample(s) are retained for 90 days only."



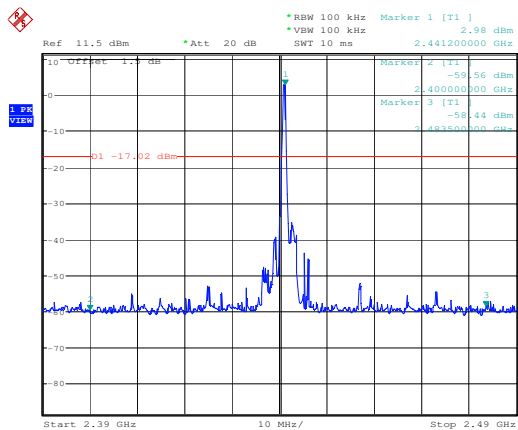
Test mode:	GFSK	Test channel:	Middle
------------	------	---------------	--------



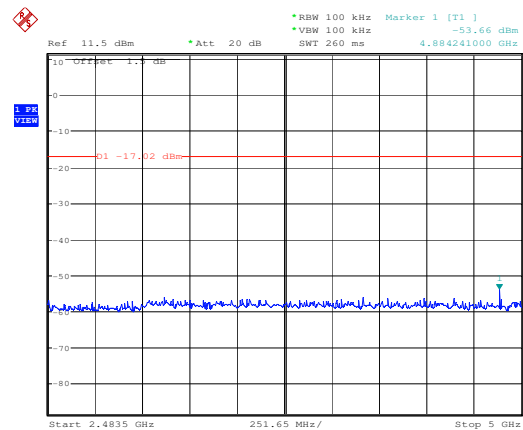
Date: 8.DEC.2009 09:42:35



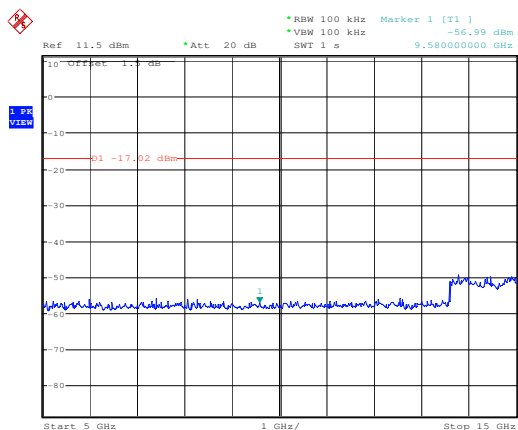
Date: 8.DEC.2009 09:43:09



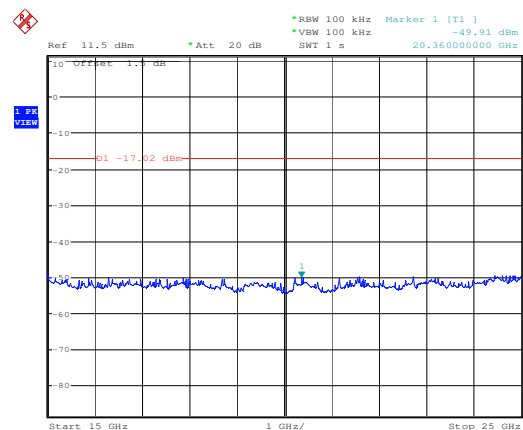
Date: 8.DEC.2009 09:42:09



Date: 8.DEC.2009 09:43:45



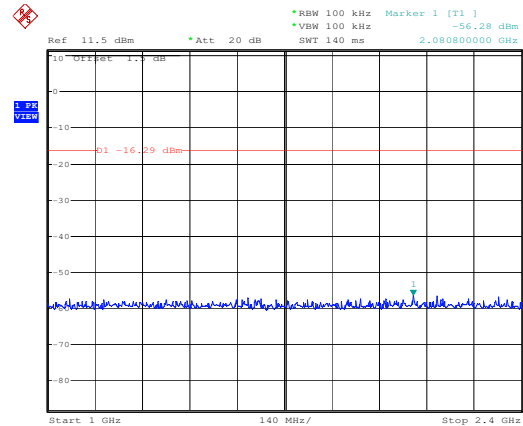
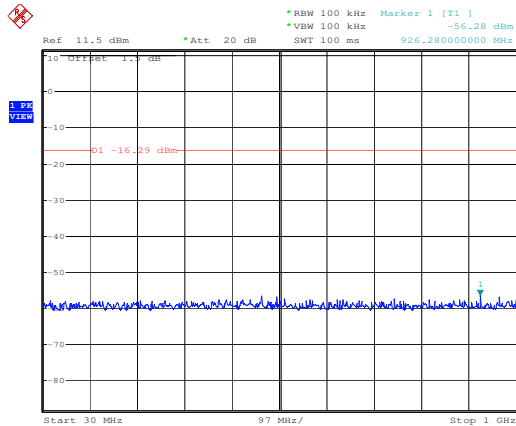
Date: 8.DEC.2009 09:44:23



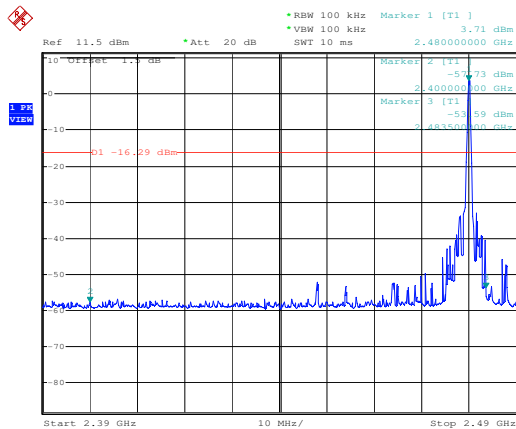
Date: 8.DEC.2009 09:45:10

Test mode:	GFSK	Test channel:	Highest
------------	------	---------------	---------

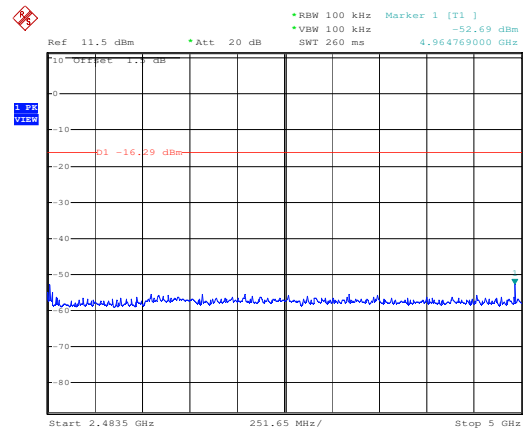
"This document is issued by the Company subject to its General Conditions of Service printed overleaf, available on request or accessible at [www.sgs.com/terms\\_and\\_conditions.htm](http://www.sgs.com/terms_and_conditions.htm) and, for electronic format documents, subject to Terms and Conditions for Electronic Documents at [www.sgs.com/terms\\_e-document.htm](http://www.sgs.com/terms_e-document.htm). Attention is drawn to the limitation of liability, indemnification and jurisdiction issues defined therein. Any holder of this document is advised that information contained hereon reflects the Company's findings at the time of its intervention only and within the limits of Client's instructions, if any. The Company's sole responsibility is to its Client and this document does not exonerate parties to a transaction from exercising all their rights and obligations under the transaction documents. This document cannot be reproduced except in full, without prior written approval of the Company. Any unauthorized alteration, forgery or falsification of the content or appearance of this document is unlawful and offenders may be prosecuted to the fullest extent of the law. Unless otherwise stated the results shown in this test report refer only to the sample(s) tested and such sample(s) are retained for 90 days only."



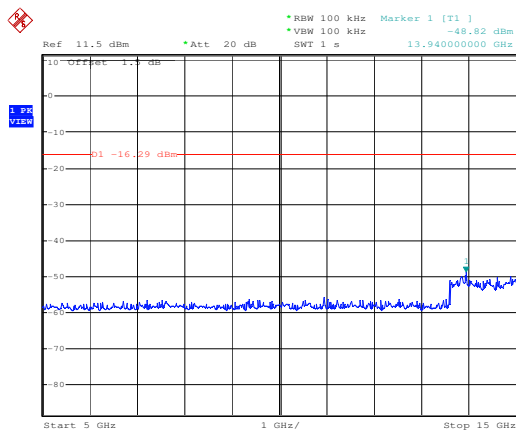
Date: 8.DEC.2009 10:19:51



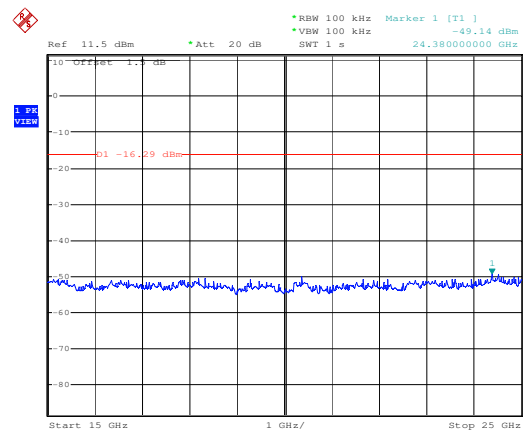
Date: 8.DEC.2009 10:20:21



Date: 8.DEC.2009 10:19:20



Date: 8.DEC.2009 10:21:43



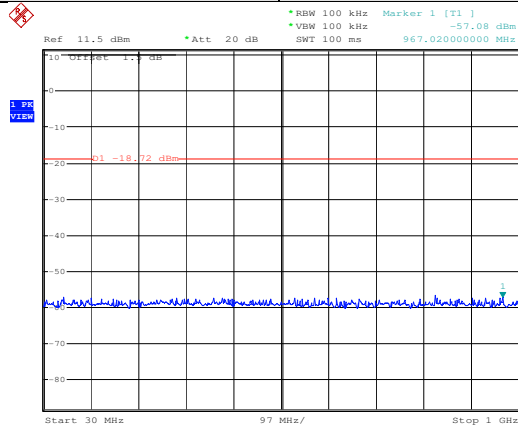
Date: 8.DEC.2009 10:22:09

Date: 8.DEC.2009 10:22:41

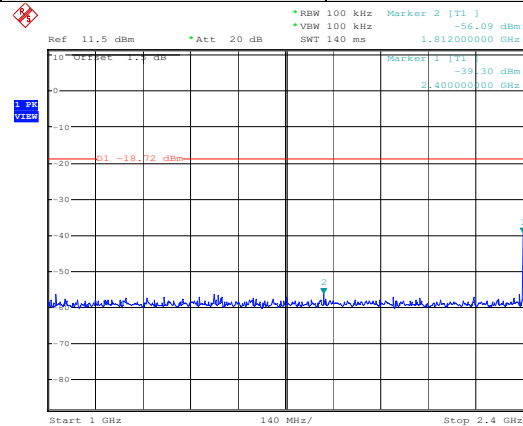
"This document is issued by the Company subject to its General Conditions of Service printed overleaf, available on request or accessible at [www.sgs.com/terms\\_and\\_conditions.htm](http://www.sgs.com/terms_and_conditions.htm) and, for electronic format documents, subject to Terms and Conditions for Electronic Documents at [www.sgs.com/terms\\_e-document.htm](http://www.sgs.com/terms_e-document.htm). Attention is drawn to the limitation of liability, indemnification and jurisdiction issues defined therein. Any holder of this document is advised that information contained hereon reflects the Company's findings at the time of its intervention only and within the limits of Client's instructions, if any. The Company's sole responsibility is to its Client and this document does not exonerate parties to a transaction from exercising all their rights and obligations under the transaction documents. This document cannot be reproduced except in full, without prior written approval of the Company. Any unauthorized alteration, forgery or falsification of the content or appearance of this document is unlawful and offenders may be prosecuted to the fullest extent of the law. Unless otherwise stated the results shown in this test report refer only to the sample(s) tested and such sample(s) are retained for 90 days only."



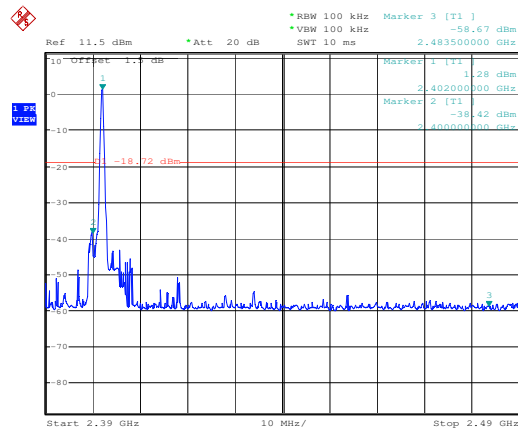
Test mode:	Pi/4QPSK	Test channel:	Lowest
------------	----------	---------------	--------



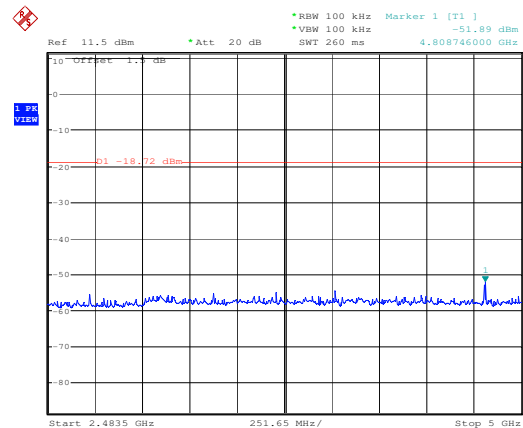
Date: 8.DEC.2009 10:44:31



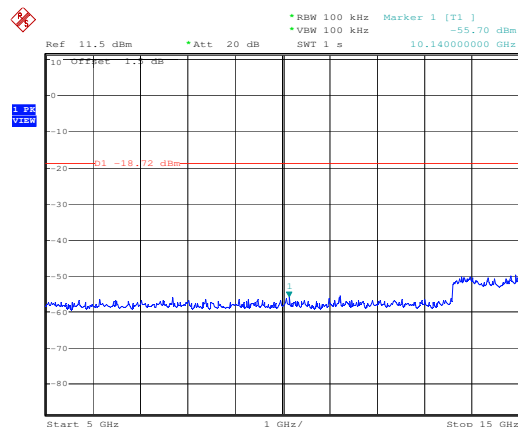
Date: 8.DEC.2009 10:45:03



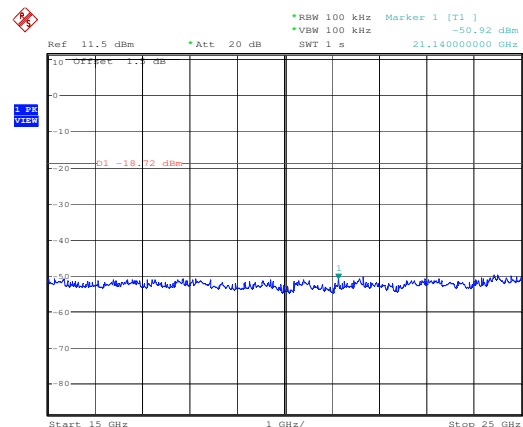
Date: 8.DEC.2009 10:43:55



Date: 8.DEC.2009 10:46:45



Date: 8.DEC.2009 10:47:17

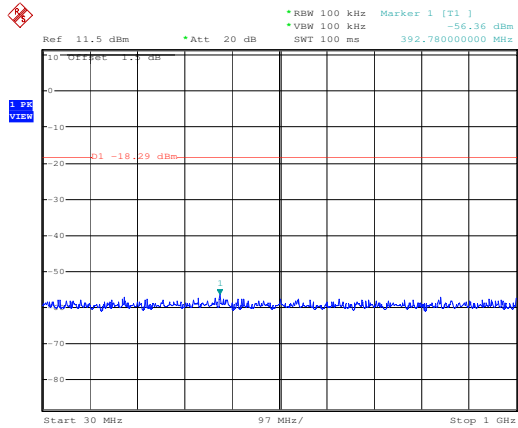


Date: 8.DEC.2009 10:47:49

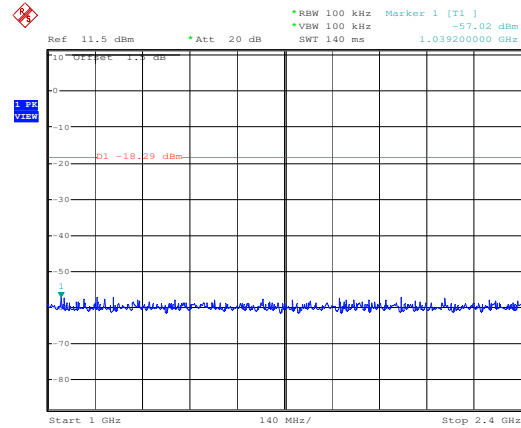
"This document is issued by the Company subject to its General Conditions of Service printed overleaf, available on request or accessible at [www.sgs.com/terms\\_and\\_conditions.htm](http://www.sgs.com/terms_and_conditions.htm) and, for electronic format documents, subject to Terms and Conditions for Electronic Documents at [www.sgs.com/terms\\_e-document.htm](http://www.sgs.com/terms_e-document.htm). Attention is drawn to the limitation of liability, indemnification and jurisdiction issues defined therein. Any holder of this document is advised that information contained hereon reflects the Company's findings at the time of its intervention only and within the limits of Client's instructions, if any. The Company's sole responsibility is to its Client and this document does not exonerate parties to a transaction from exercising all their rights and obligations under the transaction documents. This document cannot be reproduced except in full, without prior written approval of the Company. Any unauthorized alteration, forgery or falsification of the content or appearance of this document is unlawful and offenders may be prosecuted to the fullest extent of the law. Unless otherwise stated the results shown in this test report refer only to the sample(s) tested and such sample(s) are retained for 90 days only."



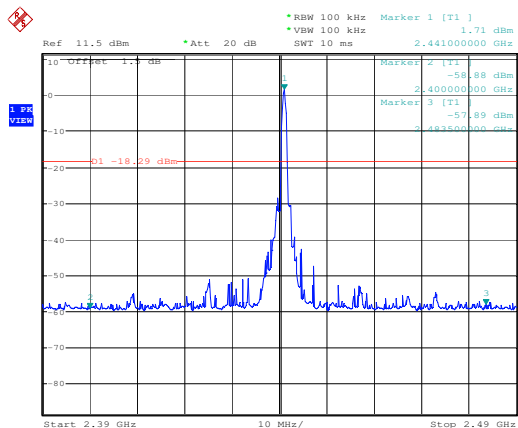
Test mode:	Pi/4QPSK	Test channel:	Middle
------------	----------	---------------	--------



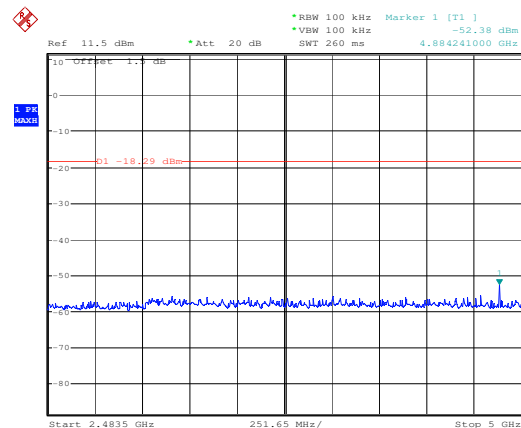
Date: 8.DEC.2009 10:59:55



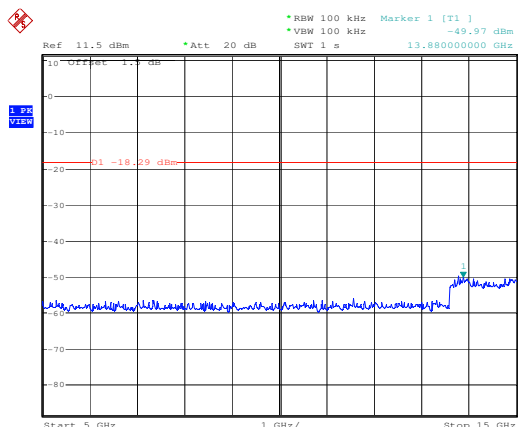
Date: 8.DEC.2009 11:00:24



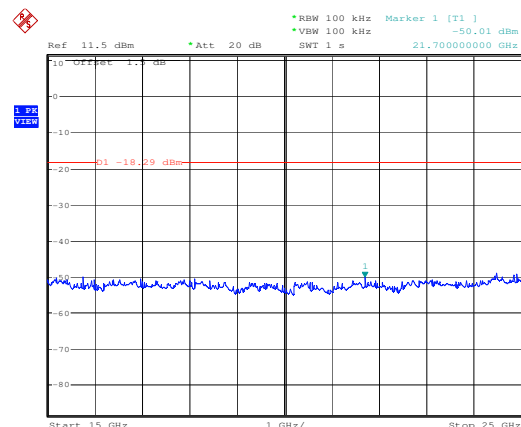
Date: 8.DEC.2009 10:59:11



Date: 8.DEC.2009 11:00:57



Date: 8.DEC.2009 11:01:44



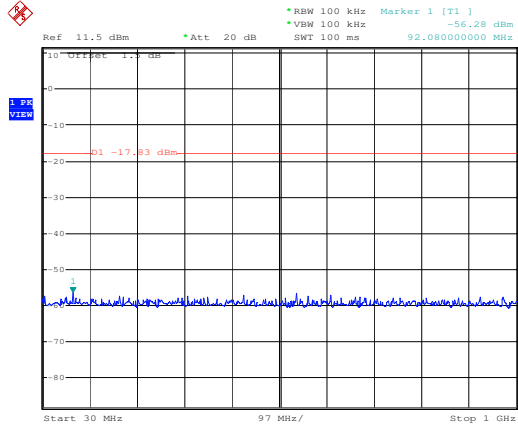
Date: 8.DEC.2009 11:02:16

"This document is issued by the Company subject to its General Conditions of Service printed overleaf, available on request or accessible at [www.sgs.com/terms\\_and\\_conditions.htm](http://www.sgs.com/terms_and_conditions.htm) and, for electronic format documents, subject to Terms and Conditions for Electronic Documents at [www.sgs.com/terms\\_e-document.htm](http://www.sgs.com/terms_e-document.htm). Attention is drawn to the limitation of liability, indemnification and jurisdiction issues defined therein. Any holder of this document is advised that information contained hereon reflects the Company's findings at the time of its intervention only and within the limits of Client's instructions, if any. The Company's sole responsibility is to its Client and this document does not exonerate parties to a transaction from exercising all their rights and obligations under the transaction documents. This document cannot be reproduced except in full, without prior written approval of the Company. Any unauthorized alteration, forgery or falsification of the content or appearance of this document is unlawful and offenders may be prosecuted to the fullest extent of the law. Unless otherwise stated the results shown in this test report refer only to the sample(s) tested and such sample(s) are retained for 90 days only."

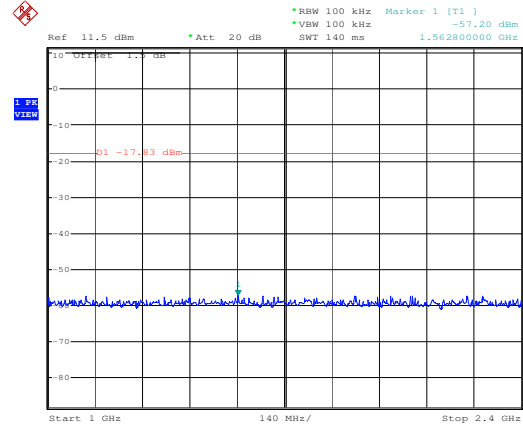




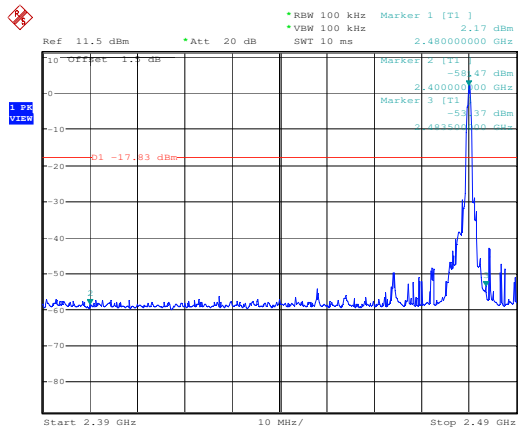
Test mode:	Pi/4QPSK	Test channel:	Highest
------------	----------	---------------	---------



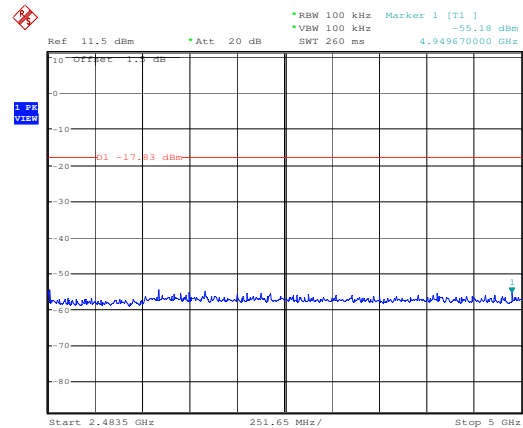
Date: 8.DEC.2009 11:10:22



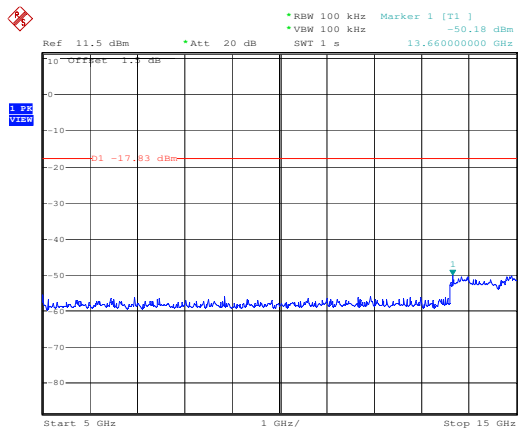
Date: 8.DEC.2009 11:10:47



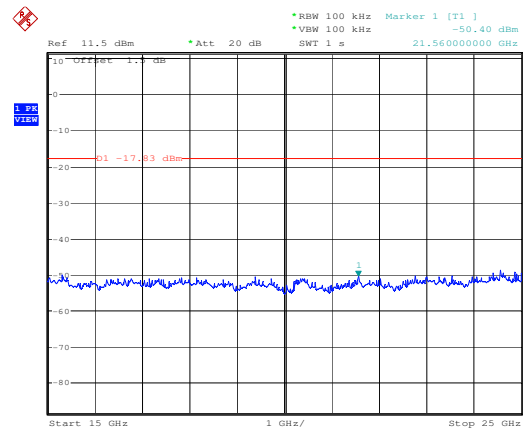
Date: 8.DEC.2009 11:09:51



Date: 8.DEC.2009 11:12:40



Date: 8.DEC.2009 11:13:08

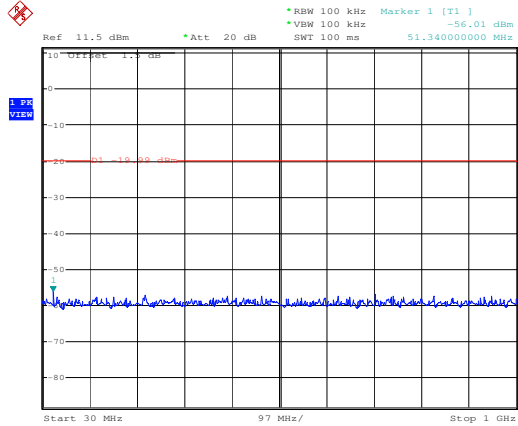


Date: 8.DEC.2009 11:13:40

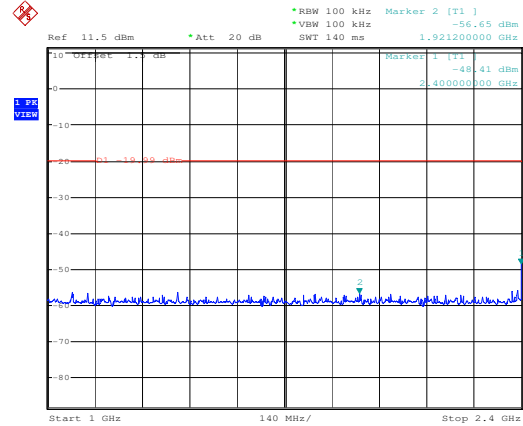
"This document is issued by the Company subject to its General Conditions of Service printed overleaf, available on request or accessible at [www.sgs.com/terms\\_and\\_conditions.htm](http://www.sgs.com/terms_and_conditions.htm) and, for electronic format documents, subject to Terms and Conditions for Electronic Documents at [www.sgs.com/terms\\_e-document.htm](http://www.sgs.com/terms_e-document.htm). Attention is drawn to the limitation of liability, indemnification and jurisdiction issues defined therein. Any holder of this document is advised that information contained hereon reflects the Company's findings at the time of its intervention only and within the limits of Client's instructions, if any. The Company's sole responsibility is to its Client and this document does not exonerate parties to a transaction from exercising all their rights and obligations under the transaction documents. This document cannot be reproduced except in full, without prior written approval of the Company. Any unauthorized alteration, forgery or falsification of the content or appearance of this document is unlawful and offenders may be prosecuted to the fullest extent of the law. Unless otherwise stated the results shown in this test report refer only to the sample(s) tested and such sample(s) are retained for 90 days only."



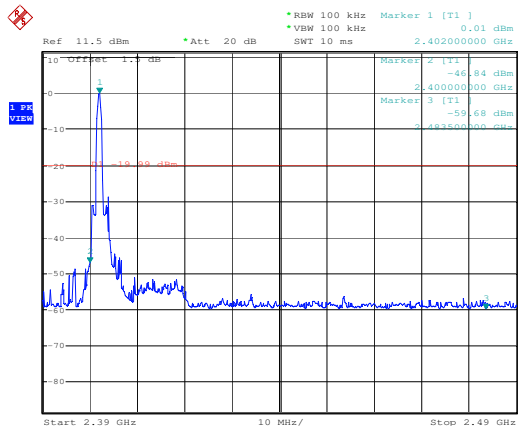
Test mode:	8DPSK	Test channel:	Lowest
------------	-------	---------------	--------



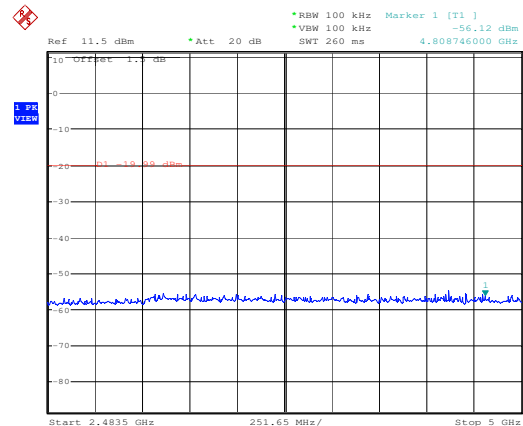
Date: 8.DEC.2009 13:58:21



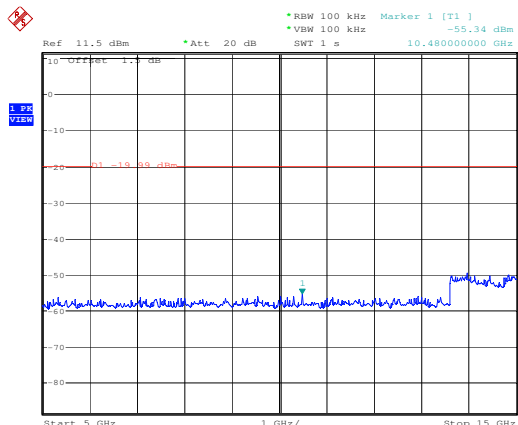
Date: 8.DEC.2009 13:59:00



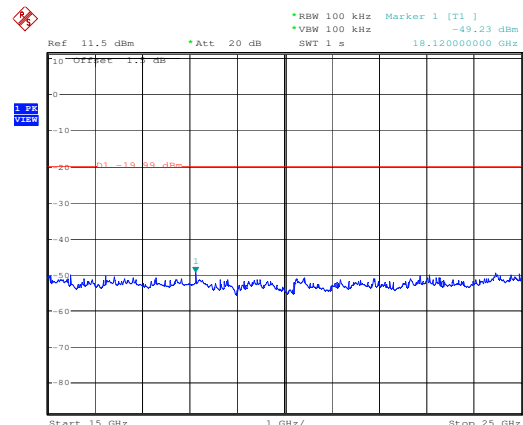
Date: 8.DEC.2009 13:57:50



Date: 8.DEC.2009 14:01:25



Date: 8.DEC.2009 14:01:58

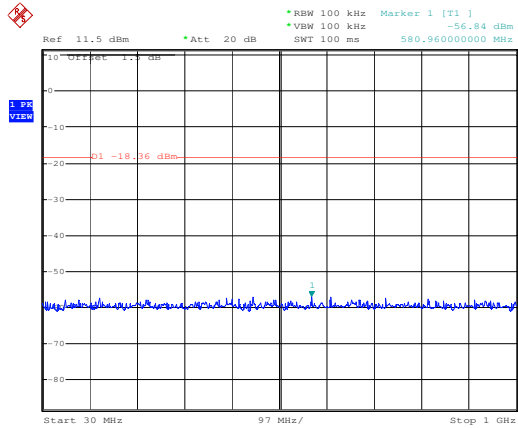


Date: 8.DEC.2009 14:02:28

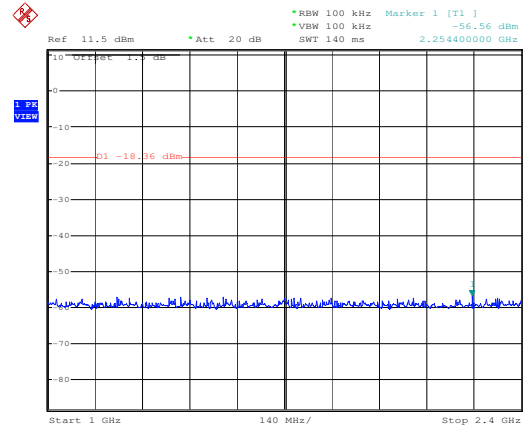
"This document is issued by the Company subject to its General Conditions of Service printed overleaf, available on request or accessible at [www.sgs.com/terms\\_and\\_conditions.htm](http://www.sgs.com/terms_and_conditions.htm) and, for electronic format documents, subject to Terms and Conditions for Electronic Documents at [www.sgs.com/terms\\_e-document.htm](http://www.sgs.com/terms_e-document.htm). Attention is drawn to the limitation of liability, indemnification and jurisdiction issues defined therein. Any holder of this document is advised that information contained hereon reflects the Company's findings at the time of its intervention only and within the limits of Client's instructions, if any. The Company's sole responsibility is to its Client and this document does not exonerate parties to a transaction from exercising all their rights and obligations under the transaction documents. This document cannot be reproduced except in full, without prior written approval of the Company. Any unauthorized alteration, forgery or falsification of the content or appearance of this document is unlawful and offenders may be prosecuted to the fullest extent of the law. Unless otherwise stated the results shown in this test report refer only to the sample(s) tested and such sample(s) are retained for 90 days only."



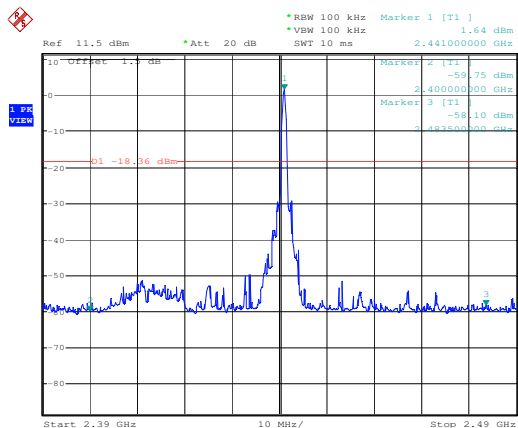
Test mode:	8DPSK	Test channel:	Middle
------------	-------	---------------	--------



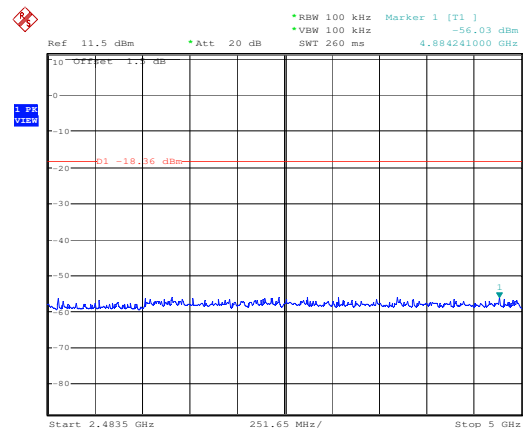
Date: 8.DEC.2009 14:15:45



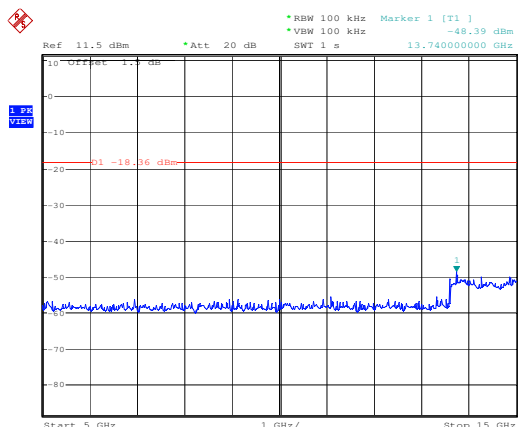
Date: 8.DEC.2009 14:16:13



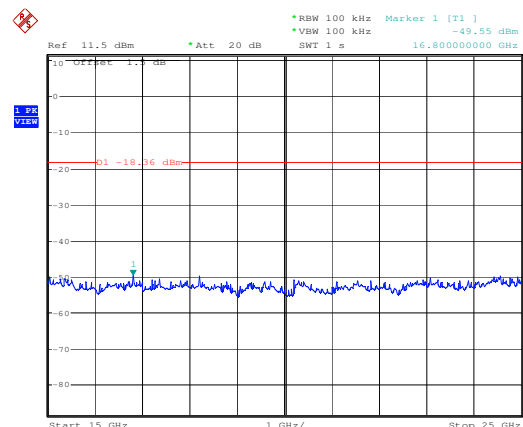
Date: 8.DEC.2009 14:15:15



Date: 8.DEC.2009 14:16:59



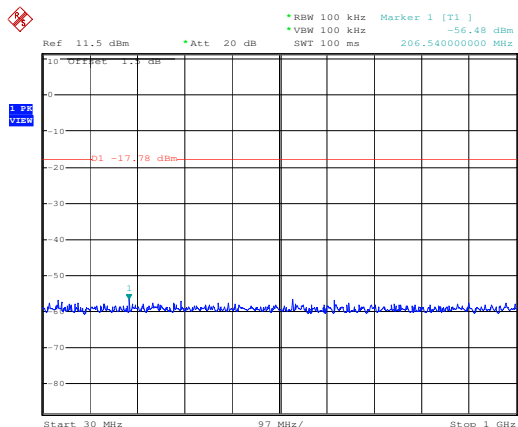
Date: 8.DEC.2009 14:17:25



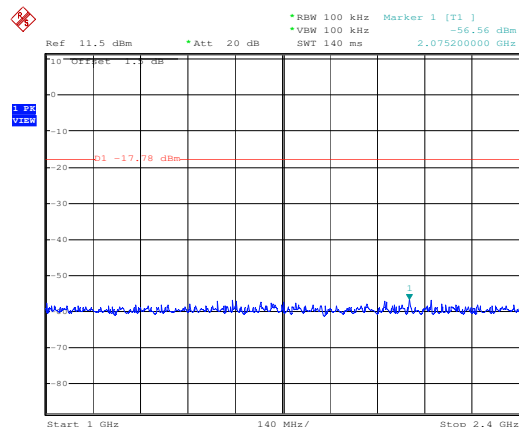
Date: 8.DEC.2009 14:17:50

"This document is issued by the Company subject to its General Conditions of Service printed overleaf, available on request or accessible at [www.sgs.com/terms\\_and\\_conditions.htm](http://www.sgs.com/terms_and_conditions.htm) and, for electronic format documents, subject to Terms and Conditions for Electronic Documents at [www.sgs.com/terms\\_e-document.htm](http://www.sgs.com/terms_e-document.htm). Attention is drawn to the limitation of liability, indemnification and jurisdiction issues defined therein. Any holder of this document is advised that information contained hereon reflects the Company's findings at the time of its intervention only and within the limits of Client's instructions, if any. The Company's sole responsibility is to its Client and this document does not exonerate parties to a transaction from exercising all their rights and obligations under the transaction documents. This document cannot be reproduced except in full, without prior written approval of the Company. Any unauthorized alteration, forgery or falsification of the content or appearance of this document is unlawful and offenders may be prosecuted to the fullest extent of the law. Unless otherwise stated the results shown in this test report refer only to the sample(s) tested and such sample(s) are retained for 90 days only."

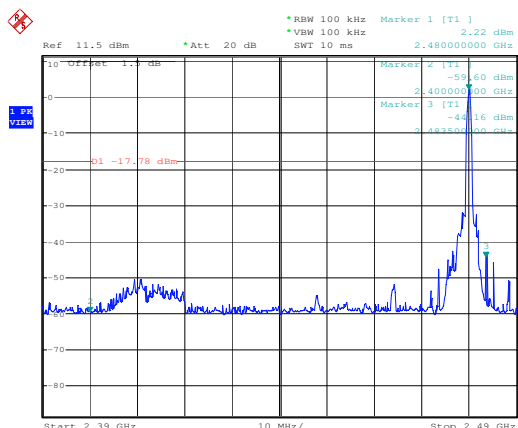
Test mode:	8DPSK	Test channel:	Highest
------------	-------	---------------	---------



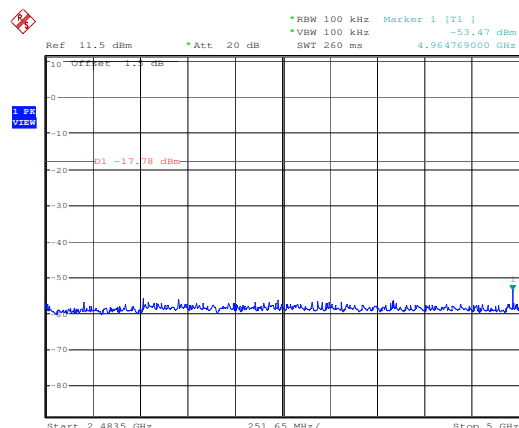
Date: 8.DEC.2009 14:20:40



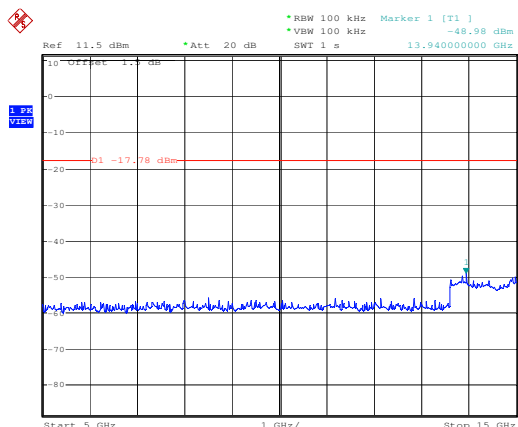
Date: 8.DEC.2009 14:21:05



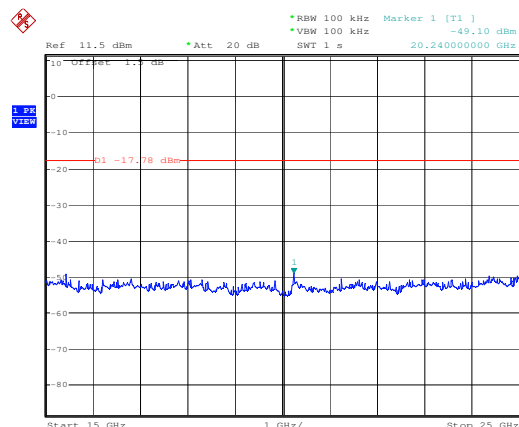
Date: 8.DEC.2009 14:19:37



Date: 8.DEC.2009 14:21:40



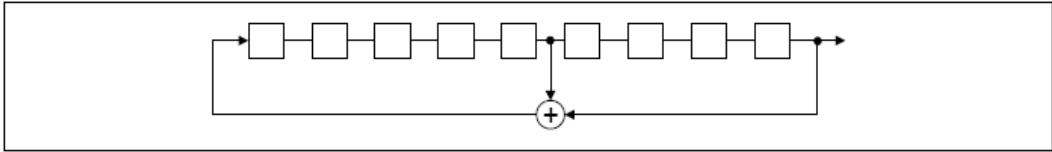
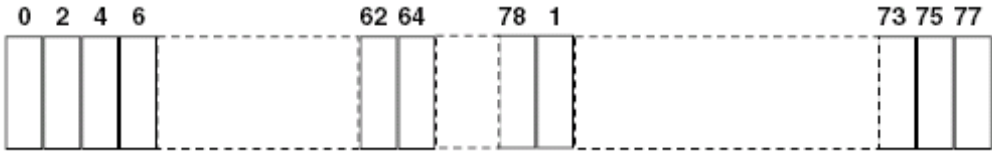
Date: 8.DEC.2009 14:22:06



Date: 8.DEC.2009 14:22:32

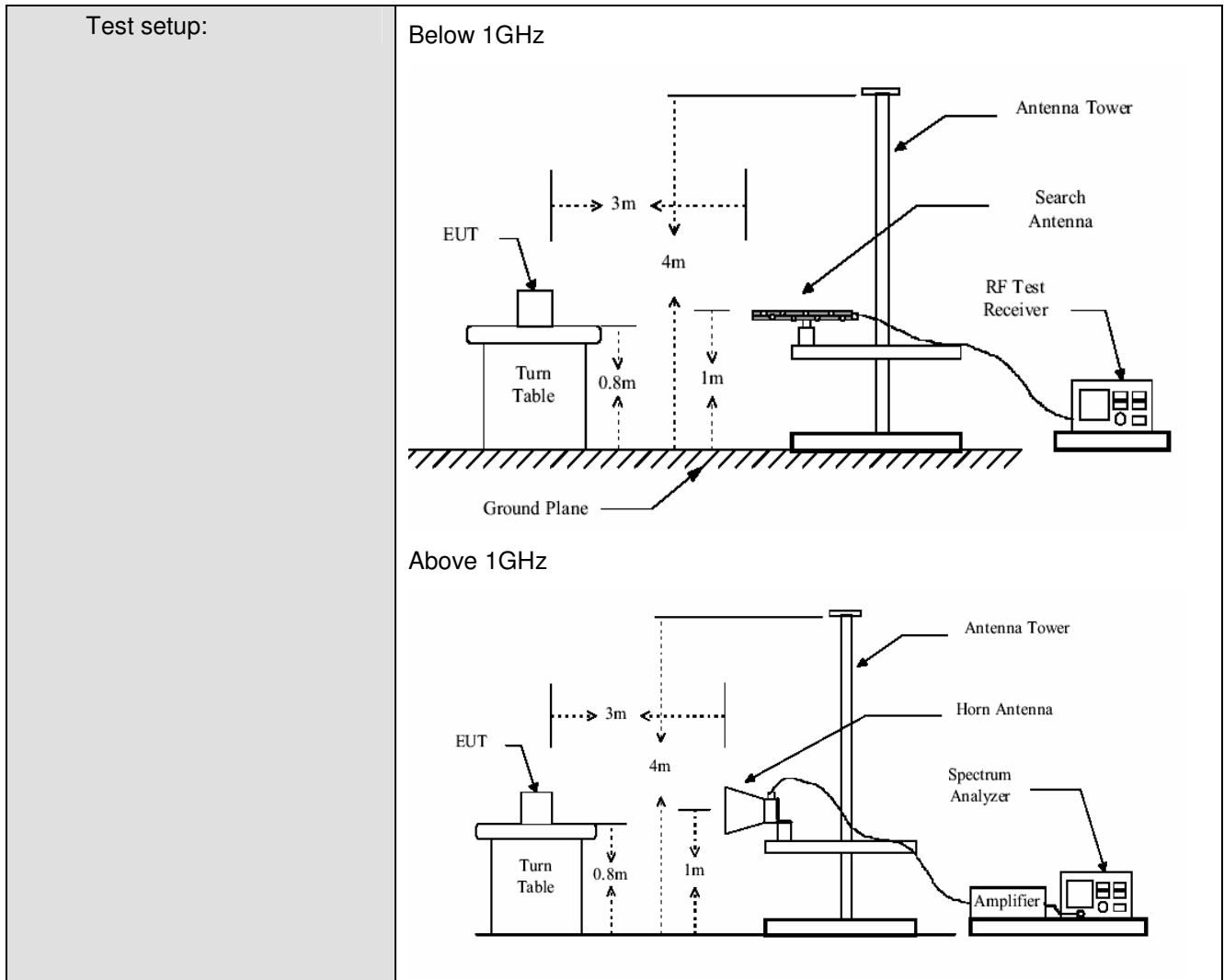
"This document is issued by the Company subject to its General Conditions of Service printed overleaf, available on request or accessible at [www.sgs.com/terms\\_and\\_conditions.htm](http://www.sgs.com/terms_and_conditions.htm) and, for electronic format documents, subject to Terms and Conditions for Electronic Documents at [www.sgs.com/terms\\_e-document.htm](http://www.sgs.com/terms_e-document.htm). Attention is drawn to the limitation of liability, indemnification and jurisdiction issues defined therein. Any holder of this document is advised that information contained hereon reflects the Company's findings at the time of its intervention only and within the limits of Client's instructions, if any. The Company's sole responsibility is to its Client and this document does not exonerate parties to a transaction from exercising all their rights and obligations under the transaction documents. This document cannot be reproduced except in full, without prior written approval of the Company. Any unauthorized alteration, forgery or falsification of the content or appearance of this document is unlawful and offenders may be prosecuted to the fullest extent of the law. Unless otherwise stated the results shown in this test report refer only to the sample(s) tested and such sample(s) are retained for 90 days only."

## 5.9 Pseudorandom Frequency Hopping Sequence

Test Requirement:	FCC Part15 C Section 15.247 (a)(1) requirement:
<p>Frequency hopping systems shall have hopping channel carrier frequencies separated by a minimum of 25 kHz or the 20 dB bandwidth of the hopping channel, whichever is greater.</p> <p>Alternatively. Frequency hopping systems operating in the 2400-2483.5 MHz band may have hopping channel carrier frequencies that are separated by 25 kHz or two-thirds of the 20 dB bandwidth of the hopping channel, whichever is greater, provided the systems operate with an output power no greater than 125 mW. The system shall hop to channel frequencies that are selected at the system hopping rate from a Pseudorandom ordered list of hopping frequencies. Each frequency must be used equally on the average by each transmitter. The system receivers shall have input bandwidths that match the hopping channel bandwidths of their corresponding transmitters and shall shift frequencies in synchronization with the transmitted signals.</p>	
EUT Pseudorandom Frequency Hopping Sequence	
<p>The pseudorandom sequence may be generated in a nine-stage shift register whose 5th and 9th stage outputs are added in a modulo-two addition stage. And the result is fed back to the input of the first stage. The sequence begins with the first ONE of 9 consecutive ONES; i.e. the shift register is initialized with nine ones.</p> <ul style="list-style-type: none"> <li>• Number of shift register stages: 9</li> <li>• Length of pseudo-random sequence: <math>2^9 - 1 = 511</math> bits</li> <li>• Longest sequence of zeros: 8 (non-inverted signal)</li> </ul>  <p style="text-align: center;"><i>Linear Feedback Shift Register for Generation of the PRBS sequence</i></p> <p>An example of Pseudorandom Frequency Hopping Sequence as follow:</p>  <p>Each frequency used equally on the average by each transmitter.</p> <p>The system receivers have input bandwidths that match the hopping channel bandwidths of their corresponding transmitters and shift frequencies in synchronization with the transmitted signals.</p>	

### 5.10 Radiated Emission

Test Requirement:	FCC Part15 C Section 15.209 and 15.205				
Test Method:	ANSI C63.4: 2003				
Test Frequency Range:	30MHz to 25GHz				
Test site:	Measurement Distance: 3m (Semi-Anechoic Chamber)				
Receiver setup:	Frequency	Detector	RBW	VBW	Remark
	30MHz-1GHz	Quasi-peak	100KHz	300KHz	Quasi-peak Value
	Above 1GHz	Peak	1MHz	3MHz	Peak Value
		Peak	1MHz	10Hz	Average Value
Limit:	Frequency		Limit (dBuV/m @3m)		Remark
	30MHz-88MHz		40.0		Quasi-peak Value
	88MHz-216MHz		43.5		Quasi-peak Value
	216MHz-960MHz		46.0		Quasi-peak Value
	960MHz-1GHz		54.0		Quasi-peak Value
	Above 1GHz		54.0		Average Value
			74.0		Peak Value
Test Procedure:	<p>a. The EUT was placed on the top of a rotating table 0.8 meters above the ground at a 3 meter semi-anechoic camber. The table was rotated 360 degrees to determine the position of the highest radiation.</p> <p>b. The EUT was set 3 meters away from the interference-receiving antenna, which was mounted on the top of a variable-height antenna tower.</p> <p>c. The antenna height is varied from one meter to four meters above the ground to determine the maximum value of the field strength. Both horizontal and vertical polarizations of the antenna are set to make the measurement.</p> <p>d. For each suspected emission, the EUT was arranged to its worst case and then the antenna was tuned to heights from 1 meter to 4 meters and the rotatable table was turned from 0 degrees to 360 degrees to find the maximum reading.</p> <p>e. The test-receiver system was set to Peak Detect Function and Specified Bandwidth with Maximum Hold Mode.</p> <p>f. If the emission level of the EUT in peak mode was 10dB lower than the limit specified, then testing could be stopped and the peak values of the EUT would be reported. Otherwise the emissions that did not have 10dB margin would be re-tested one by one using peak, quasi-peak or average method as specified and then reported in a data sheet.</p>				
Test Instruments:	Refer to section 4.7 for details				
Test mode:	Non-hopping transmitting with modulation. Pre-scan the EUT in GFSK, Pi/4QPSK and 8DPSK modes and find out the worst case mode is GFSK mode.				
	Pre-scan were performed on the EUT on Bluetooth mode, charge mode, and then found the worst case mode was Bluetooth mode. Only the worst case mode was displayed below.				
Test results:	Passed				



**Note:**

The field strength is calculated by adding the Antenna Factor, Cable Factor & Preamplifier. The basic equation with a sample calculation is as follows:

$$\text{Final Test Level} = \text{Receiver Reading} + \text{Antenna Factor} + \text{Cable Factor} - \text{Preamplifier Factor}$$

**5.10.1 Radiated emission below 1GHz**

Bluetooth Mode								
Frequency (MHz)	Cable Loss (dB)	Antenna Factor (dB/m)	Preamplifier Factor (dB)	Read Level (dBuV)	Level (dBuV/m)	Limit Line (dBuV/m)	Over Limit (dB)	Polarization
94.020	1.14	8.87	27.92	37.39	19.48	43.50	-24.02	Vertical
159.980	1.34	9.60	27.38	36.60	20.16	43.50	-23.34	Vertical
281.230	1.82	13.07	26.79	41.88	29.98	46.00	-16.02	Vertical
532.460	2.63	18.62	27.68	36.38	29.95	46.00	-16.05	Vertical
653.710	2.81	20.76	27.43	35.04	31.18	46.00	-14.82	Vertical
936.950	3.64	23.30	26.43	32.23	32.74	46.00	-13.26	Vertical
113.420	1.24	8.36	27.74	35.88	17.74	43.50	-25.76	Horizontal
284.140	1.83	13.21	26.78	49.08	37.34	46.00	-8.66	Horizontal
342.340	2.04	15.22	27.04	43.96	34.18	46.00	-11.82	Horizontal
448.070	2.40	16.84	27.56	37.21	28.89	46.00	-17.11	Horizontal
525.670	2.63	18.53	27.68	37.03	30.51	46.00	-15.49	Horizontal
894.270	3.58	23.17	26.46	31.67	31.96	46.00	-14.04	Horizontal



**5.10.2 Transmitter emission above 1GHz**

Worse case mode:	GFSK	Test channel:	Lowest	Remark:	Peak
------------------	------	---------------	--------	---------	------

Frequency (MHz)	Cable Loss (dB)	Antenna Factor (dB/m)	Preamp Factor (dB)	Read Level (dBuV)	Level (dBuV/m)	Limit Line (dBuV/m)	Over Limit (dB)	Polarization
2339.500	6.08	29.81	39.59	44.99	41.29	74.00	-32.71	Vertical
2398.250	6.34	30.03	38.87	45.36	42.86	74.00	-31.14	Vertical
2400.000	6.34	30.03	38.87	45.29	42.79	74.00	-31.21	Vertical
4804.000	9.36	34.25	41.53	43.45	45.53	74.00	-28.47	Vertical
7206.000	13.38	37.23	40.98	46.15	55.78	74.00	-18.22	Vertical
9608.000	13.39	37.99	37.56	41.62	55.44	74.00	-18.56	Vertical
12010.000	16.45	39.10	39.09	42.48	58.94	74.00	-15.06	Vertical
2327.750	6.02	29.76	39.75	45.69	41.72	74.00	-32.28	Horizontal
2398.250	6.34	30.03	38.87	45.61	43.11	74.00	-30.89	Horizontal
2400.000	6.34	30.03	38.87	45.56	43.06	74.00	-30.94	Horizontal
4804.000	9.36	34.25	41.53	44.06	46.14	74.00	-27.86	Horizontal
7206.000	13.38	37.23	40.98	45.66	55.29	74.00	-18.71	Horizontal
9608.000	13.39	37.99	37.56	41.69	55.51	74.00	-18.49	Horizontal
12010.000	16.45	39.10	39.09	42.16	58.62	74.00	-15.38	Horizontal

Worse case mode:	GFSK	Test channel:	Lowest	Remark:	Average
------------------	------	---------------	--------	---------	---------

Frequency (MHz)	Cable loss (dB)	Antenna factors (dB/m)	Preamp factor (dB)	Reading Level (dBμV)	Emission Level (dBμV/m)	Limit (dBμV/m)	Over limit	Polarization
2327.750	6.02	29.76	39.75	32.80	28.83	54.00	-25.17	Vertical
2398.250	6.34	30.03	38.87	32.84	30.34	54.00	-23.66	Vertical
2400.000	6.34	30.03	38.87	32.88	30.38	54.00	-23.62	Vertical
4804.000	9.36	34.25	41.53	32.54	34.62	54.00	-19.38	Vertical
7206.000	13.38	37.23	40.98	33.14	42.77	54.00	-11.23	Vertical
9608.000	13.39	37.99	37.56	29.35	43.17	54.00	-10.83	Vertical
12010.000	16.45	39.10	39.09	28.50	44.96	54.00	-9.04	Vertical
2327.750	6.02	29.76	39.75	32.71	28.74	54.00	-25.26	Horizontal
2398.250	6.34	30.03	38.87	32.85	30.35	54.00	-23.65	Horizontal
2400.000	6.34	30.03	38.87	32.88	30.38	54.00	-23.62	Horizontal
4804.000	9.36	34.25	41.53	32.57	34.65	54.00	-19.35	Horizontal
7206.000	13.38	37.23	40.98	33.12	42.75	54.00	-11.25	Horizontal
9608.000	13.39	37.99	37.56	29.33	43.15	54.00	-10.85	Horizontal
12010.000	16.45	39.10	39.09	29.02	45.48	54.00	-8.52	Horizontal



Worse case mode:	GFSK	Test channel:	Middle	Remark:	Peak
------------------	------	---------------	--------	---------	------

Frequency (MHz)	Cable Loss (dB)	Antenna Factor (dB/m)	Preamp Factor (dB)	Read Level (dBuV)	Level (dBuV/m)	Limit Line (dBuV/m)	Over Limit (dB)	Polarization
2400.000	6.34	30.03	38.87	44.73	42.23	74.00	-31.77	Vertical
2483.500	6.22	30.32	39.53	49.93	46.94	74.00	-27.06	Vertical
4882.000	10.57	34.35	40.33	45.83	50.42	74.00	-23.58	Vertical
7323.000	12.91	37.31	40.40	47.53	57.35	74.00	-16.65	Vertical
9764.000	13.89	38.03	37.94	41.71	55.69	74.00	-18.31	Vertical
12205.000	17.95	39.23	39.30	42.49	60.37	74.00	-13.63	Vertical
2400.000	6.34	30.03	38.87	45.35	42.85	74.00	-31.15	Horizontal
2483.500	6.22	30.32	39.53	48.28	45.29	74.00	-28.71	Horizontal
4882.000	10.57	34.35	40.33	43.80	48.39	74.00	-25.61	Horizontal
7323.000	12.91	37.31	40.40	46.79	56.61	74.00	-17.39	Horizontal
9764.000	13.89	38.03	37.94	41.61	55.59	74.00	-18.41	Horizontal
12205.000	17.95	39.23	39.30	42.98	60.86	74.00	-13.14	Horizontal

Worse case mode:	GFSK	Test channel:	Middle	Remark:	Average
------------------	------	---------------	--------	---------	---------

Frequency (MHz)	Cable loss (dB)	Antenna factors (dB/m)	Preamp factor (dB)	Reading Level (dBμV)	Emission Level (dBμV/m)	Limit (dBμV/m)	Over limit	Polarization
2400.000	6.34	30.03	38.87	32.61	30.11	54.00	-23.89	Vertical
2483.500	6.22	30.32	39.53	32.63	29.64	54.00	-24.36	Vertical
4882.000	10.57	34.35	40.33	31.88	36.47	54.00	-17.53	Vertical
7323.000	12.91	37.31	40.40	33.10	42.92	54.00	-11.08	Vertical
9764.000	13.89	38.03	37.94	29.24	43.22	54.00	-10.78	Vertical
12205.000	17.95	39.23	39.30	28.69	46.57	54.00	-7.43	Vertical
2400.000	6.34	30.03	38.87	32.55	30.05	54.00	-23.95	Horizontal
2483.500	6.22	30.32	39.53	32.60	29.61	54.00	-24.39	Horizontal
4882.000	10.57	34.35	40.33	31.89	36.48	54.00	-17.52	Horizontal
7323.000	12.91	37.31	40.40	33.10	42.92	54.00	-11.08	Horizontal
9764.000	13.89	38.03	37.94	29.21	43.19	54.00	-10.81	Horizontal
12205.000	17.95	39.23	39.30	28.67	46.55	54.00	-7.45	Horizontal



Worse case mode:	GFSK	Test channel:	Highest	Remark:	Peak
------------------	------	---------------	---------	---------	------

Frequency (MHz)	Cable Loss (dB)	Antenna Factor (dB/m)	Preamp Factor (dB)	Read Level (dBuV)	Level (dBuV/m)	Limit Line (dBuV/m)	Over Limit (dB)	Polarization
2483.500	6.22	30.32	39.53	54.09	51.10	74.00	-22.90	Vertical
2500.000	5.76	30.37	39.15	45.47	42.45	74.00	-31.55	Vertical
4960.000	10.43	34.45	41.03	45.43	49.28	74.00	-24.72	Vertical
7440.000	12.72	37.37	40.01	47.00	57.08	74.00	-16.92	Vertical
9920.000	14.24	38.08	37.78	41.65	56.19	74.00	-17.81	Vertical
12400.000	17.55	39.34	39.48	42.08	59.49	74.00	-14.51	Vertical
2483.500	6.22	30.32	39.53	46.91	43.92	74.00	-30.08	Horizontal
2500.000	5.76	30.37	39.15	46.71	43.69	74.00	-30.31	Horizontal
4960.000	10.43	34.45	41.03	44.50	48.35	74.00	-25.65	Horizontal
7440.000	12.72	37.37	40.01	46.17	56.25	74.00	-17.75	Horizontal
9920.000	14.24	38.08	37.78	41.09	55.63	74.00	-18.37	Horizontal
12400.000	17.55	39.34	39.48	42.64	60.05	74.00	-13.95	Horizontal

Worse case mode:	GFSK	Test channel:	Highest	Remark:	Average
------------------	------	---------------	---------	---------	---------

Frequency (MHz)	Cable loss (dB)	Antenna factors (dB/m)	Preamp factor (dB)	Reading Level (dBμV)	Emission Level (dBμV/m)	Limit (dBμV/m)	Over limit	Polarization
2483.500	6.22	30.32	39.53	32.72	29.73	54.00	-24.27	Vertical
2500.000	5.76	30.37	39.15	32.77	29.75	54.00	-24.25	Vertical
4960.000	10.43	34.45	41.03	32.04	35.89	54.00	-18.11	Vertical
7440.000	12.72	37.37	40.01	33.22	43.30	54.00	-10.70	Vertical
9920.000	14.24	38.08	37.78	28.54	43.08	54.00	-10.92	Vertical
12400.000	17.55	39.34	39.48	28.91	46.32	54.00	-7.68	Vertical
2483.500	6.22	30.32	39.53	32.68	29.69	54.00	-24.31	Horizontal
2500.000	5.76	30.37	39.15	32.74	29.72	54.00	-24.28	Horizontal
4960.000	10.43	34.45	41.03	32.99	36.84	54.00	-17.16	Horizontal
7440.000	12.72	37.37	40.01	33.23	43.31	54.00	-10.69	Horizontal
9920.000	14.24	38.08	37.78	28.55	43.09	54.00	-10.91	Horizontal
12400.000	17.55	39.34	39.48	28.92	46.33	54.00	-7.67	Horizontal

Remark: The disturbance above 13GHz was very low, and the above harmonics were the highest point could be found when testing, so only the above harmonics had been displayed.