

SAS-CBSD Test Report

Report No.: RFBEDV-WTW-P25030060

FCC ID: VUIPS1400-48

Test Model: PS1400-48I

Series Model: PS1400-48E (refer to item 3.1 for more details)

Received Date: Feb. 17, 2025

Test Date: Jun. 25, 2025 ~ Jul. 4, 2025

Issued Date: Jul. 28, 2025

Applicant: PEGATRON CORPORATION

Address: 5F, NO. 76, LIGONG ST., BEITOU DISTRICT, TAIPEI CITY 113, TAIWAN

Issued By: Bureau Veritas Consumer Products Services (H.K.) Ltd., Taoyuan Branch

Lab Address: No. 47-2, 14th Ling, Chia Pau Vil., Lin Kou Dist., New Taipei City, Taiwan

Test Location: No. 19, Hwa Ya 2nd Rd, Wen Hwa Tsuen, Kwei Shan Hsiang, Taoyuan
Hsien 333, Taiwan

**FCC Registration/
Designation Number:** 788550 / TW0003



This report is governed by, and incorporates by reference, the Conditions of Testing as posted at the date of issuance of this report at <http://www.bureauveritas.com/home/about-us/our-business/cps/about-us/terms-conditions/> and is intended for your exclusive use. Any copying or replication of this report to or for any other person or entity, or use of our name or trademark, is permitted only with our prior written permission. This report sets forth our findings solely with respect to the test samples identified herein. The results set forth in this report are not indicative or representative of the quality or characteristics of the lot from which a test sample was taken or any similar or identical product unless specifically and expressly noted. Our report includes all of the tests requested by you and the results thereof based upon the information that you provided to us. Measurement uncertainty is only provided upon request for accredited tests. Statements of conformity are based on simple acceptance criteria without taking measurement uncertainty into account, unless otherwise requested in writing. You have 60 days from date of issuance of this report to notify us of any material error or omission caused by our negligence or if you require measurement uncertainty; provided, however, that such notice shall be in writing and shall specifically address the issue you wish to raise. A failure to raise such issue within the prescribed time shall constitute your unqualified acceptance of the completeness of this report, the tests conducted and the correctness of the report contents.

Table of Contents

Release Control Record	4
1 Certificate of Conformity	5
2 Summary of Test Results	6
2.1 Measurement Uncertainty	9
2.2 Modification Record	9
3 General Information	10
3.1 General Description of EUT	10
3.2 General Description of Applied Standards	11
4 Measurement	12
4.1 CBSD Measurement	12
4.2 CBSD Test Procedure	12
4.3 Test Environment	12
4.4 Test Equipment	13
4.5 Test Setup	13
4.6 Test Results	14
4.6.1 Successful registration (responseCode 0)	14
4.6.1.1 Domain Proxy Multi-Step registration	14
4.6.1.2 Domain Proxy Single-Step registration for Cat A CBSD	15
4.6.1.3 Domain Proxy Single-Step registration for CBSD with CPI signed data	16
4.6.1.4 Domain Proxy Missing Required parameters (responseCode 102)	17
4.6.1.5 Domain Proxy Pending registration (responseCode 200)	18
4.6.1.6 Domain Proxy Invalid parameters (responseCode 103)	19
4.6.1.7 Domain Proxy Blacklisted CBSD (responseCode 101)	20
4.6.1.8 Domain Proxy Unsupported SAS protocol version (responseCode 100)	21
4.6.1.9 Domain Proxy Group Error (responseCode 201)	22
4.6.1.10 Category A CBSD location update	22
4.6.2 CBSD Spectrum Grant Process	23
4.6.2.1 Unsuccessful Grant responseCode=400 (INTERFERENCE)	23
4.6.2.2 Unsuccessful Grant responseCode=401 (GRANT_CONFLICT)	24
4.6.3 CBSD Heart Beat Process	25
4.6.3.1 Domain Proxy Heartbeat Success Case (first Heartbeat Response)	25
4.6.3.2 Heartbeat responseCode=105 (DEREGISTER)	29
4.6.3.3 Heartbeat responseCode=501 (SUSPENDED_GRANT) in First Heartbeat Response	30
4.6.3.4 Heartbeat responseCode=501 (SUSPENDED_GRANT) in Subsequent Heartbeat Response	31
4.6.3.5 Heartbeat responseCode=502 (UNSYNC_OP_PARAM)	32
4.6.3.6 Domain Proxy Heartbeat responseCode=500 (TERMINATED_GRANT)	33
4.6.3.7 Heartbeat Response Absent (First Heartbeat)	35
4.6.3.8 Heartbeat Response Absent (Subsequent Heartbeat)	36
4.6.3.9 Successful Grant Renewal in Heartbeat Test Case	37
4.6.4 CBSD Relinquishment Process	38
4.6.4.1 Domain Proxy Successful Relinquishment	38
4.6.4.2 Domain Proxy Unsuccessful Relinquishment, responseCode=102	39
4.6.4.3 Domain Proxy Unsuccessful Relinquishment, responseCode=103	40
4.6.5 CBSD Deregistration Process	41
4.6.5.1 Domain Proxy Successful Deregistration	41
4.6.5.2 Domain Proxy Deregistration responseCode=102	42
4.6.5.3 Deregistration responseCode=103	43
4.6.6 CBSD Security Validation	44
4.6.6.1 Successful TLS connection between UUT and SAS Test Harness	44
4.6.6.2 TLS failure due to revoked certificate	45
4.6.6.3 TLS failure due to expired server certificate	46
4.6.6.4 TLS failure when SAS Test Harness certificate is issued by an unknown CA	47

4.6.6.5	TLS failure when certificate at the SAS Test Harness is corrupted	48
4.6.7	CBSD RF Power Measurement	49
4.6.7.1	WINNF.PT.C.HBT.1	49
5	Pictures of Test Arrangements	53
6	WinnForum Logs	53
	Appendix – Information of the Testing Laboratories	54

Release Control Record

Issue No.	Description	Date Issued
RFBEDV-WTW-P25030060	Original release	Jul. 28, 2025

1 Certificate of Conformity

Product: 5G Integrated Small Cell

Brand: PEGATRON

Test Model: PS1400-48I

Series Model: PS1400-48E (refer to item 3.1 for more details)

Sample Status: Engineering sample

Applicant: PEGATRON CORPORATION

Test Date: Jun. 25, 2025 ~ Jul. 4, 2025

Standards: WINNF-TS-0122 V1.0.2
ONGO-TS-9001 V1.3.0

The above equipment has been tested by **Bureau Veritas Consumer Products Services (H.K.) Ltd., Taoyuan Branch**, and found compliance with the requirement of the above standards. The test record, data evaluation & Equipment Under Test (EUT) configurations represented herein are true and accurate accounts of the measurements of the sample's RF characteristics under the conditions specified in this report.

Prepared by :

Gina Liu

Gina Liu / Specialist

, **Date:** Jul. 28, 2025

Approved by :

Jeremy Lin

Jeremy Lin / Project Engineer

, **Date:** Jul. 28, 2025

2 Summary of Test Results

WINNF-TS-0122			
Classes	Test Case Items	Pass Items	Pass Rate (%)
FT(CBSD, DP/CBSD)	32	32	100
PT(CBSD, DP/CBSD)	1	1	100
Total	33	33	100

Note:

1. Functional Test (FT): Test to validate the conformance of the Protocols and functionalities implemented in the CBSD/DP UUT to the requirements developed by WINNF and supporting FCC/DoD requirements.
2. Field/Performance Test (PT): Test to check the capability of the CBSD/DP UUT to support various traffic models and actual operations in the field.

Supported Features in details:

WINNF-TS-0122 Test Case		
Definitions	Test Case ID	Supported
C1	WINNF.FT.D.REG.2	Yes
C2	WINNF.FT.D.REG.4 WINNF.FT.C.REG.20	Yes
C3	WINNF.FT.D.REG.6	Yes
C4	NA	No
C5	NA	No
C6	NA	No
O	WINNF.FT.C.HBT.11 WINNF.FT.D.RLQ.4 WINNF.FT.D.RLQ.6 WINNF.FT.D.DRG.4 WINNF.FT.C.DRG.5	Customer choice

Note: The Grantee confirms that support C1, C2, C3 conditional test cases for this device, other detail information please refer to Operational Description.

WINNF-TS-0122 Test Case

Section	Test Case ID	Test Case Title	Test Result
6.1.4.1.1	WINNF.FT.C.REG.1	Multi-Step registration	NA
6.1.4.1.2	WINNF.FT.D.REG.2	Domain Proxy Multi-Step registration	Pass
6.1.4.1.3	WINNF.FT.C.REG.3	Single-Step registration for Category A CBSD	NA
6.1.4.1.4	WINNF.FT.D.REG.4	Domain Proxy Single-Step registration for Cat A CBSD	Pass
6.1.4.1.5	WINNF.FT.C.REG.5	Single-Step registration for CBSD with CPI signed data	NA
6.1.4.1.6	WINNF.FT.D.REG.6	Domain Proxy Single-Step registration for CBSD with CPI signed data	Pass
6.1.4.1.7	WINNF.FT.C.REG.7	Registration due to change of an installation parameter	NA
6.1.4.2.1	WINNF.FT.C.REG.8	Missing Required parameters (responseCode 102)	NA
6.1.4.2.2	WINNF.FT.D.REG.9	Domain Proxy Missing Required parameters (responseCode 102)	Pass
6.1.4.2.3	WINNF.FT.C.REG.10	Pending registration (responseCode 200)	NA
6.1.4.2.4	WINNF.FT.D.REG.11	Domain Proxy Pending registration (responseCode 200)	Pass
6.1.4.2.5	WINNF.FT.C.REG.12	Invalid parameter (responseCode 103)	NA
6.1.4.2.6	WINNF.FT.D.REG.13	Domain Proxy Invalid parameters (responseCode 103)	Pass
6.1.4.2.7	WINNF.FT.C.REG.14	Blacklisted CBSD (responseCode 101)	NA
6.1.4.2.8	WINNF.FT.D.REG.15	Domain Proxy Blacklisted CBSD (responseCode 101)	Pass
6.1.4.2.9	WINNF.FT.C.REG.16	Unsupported SAS protocol version (responseCode 100)	NA
6.1.4.2.10	WINNF.FT.D.REG.17	Domain Proxy Unsupported SAS protocol version (responseCode 100)	Pass
6.1.4.2.11	WINNF.FT.C.REG.18	Group Error (responseCode 201)	NA
6.1.4.2.12	WINNF.FT.D.REG.19	Domain Proxy Group Error (responseCode 201)	Pass
6.1.4.3.1	WINNF.FT.C.REG.20	Category A CBSD location update	Pass

WINNF-TS-0122 Test Case			
Section	Test Case ID	Test Case Title	Test Result
6.3.4.2.1	WINNF.FT.D.GRA.1	Unsuccessful Grant responseCode=400 (INTERFERENCE)	Pass
6.3.4.2.2	WINNF.FT.C.GRA.2	Unsuccessful Grant responseCode=401 (GRANT_CONFLICT)	Pass
6.4.4.1.1	WINNF.FT.C.HBT.1	Heartbeat Success Case (first Heartbeat Response)	NA
6.4.4.1.2	WINNF.FT.D.HBT.2	Domain Proxy Heartbeat Success Case (first Heartbeat Response)	Pass
6.4.4.2.1	WINNF.FT.C.HBT.3	Heartbeat responseCode=105 (DEREGISTER)	Pass
6.4.4.2.2	WINNF.FT.C.HBT.4	Heartbeat responseCode=500 (TERMINATED_GRANT)	NA
6.4.4.2.3	WINNF.FT.C.HBT.5	Heartbeat responseCode=501 (SUSPENDED_GRANT) in First Heartbeat Response	Pass
6.4.4.2.4	WINNF.FT.C.HBT.6	Heartbeat responseCode=501 (SUSPENDED_GRANT) in Subsequent Heartbeat Response	Pass
6.4.4.2.5	WINNF.FT.C.HBT.7	Heartbeat responseCode=502 (UNSYNC_OP_PARAM)	Pass
6.4.4.2.6	WINNF.FT.D.HBT.8	Domain Proxy Heartbeat responseCode=500 (TERMINATED_GRANT)	Pass
6.4.4.3.1	WINNF.FT.C.HBT.9	Heartbeat Response Absent (First Heartbeat)	Pass
6.4.4.3.2	WINNF.FT.C.HBT.10	Heartbeat Response Absent (Subsequent Heartbeat)	Pass
6.4.4.4.1	WINNF.FT.C.HBT.11	Successful Grant Renewal in Heartbeat Test Case	Pass
6.5.4.2.1	WINNF.FT.C.MES.1	Registration Response contains measReportConfig	NA
6.5.4.2.2	WINNF.FT.D.MES.2	Domain Proxy Registration Response contains measReportConfig	NA
6.5.4.2.3	WINNF.FT.C.MES.3	Grant Response contains measReportConfig	NA
6.5.4.2.4	WINNF.FT.C.MES.4	Heartbeat Response contains measReportConfig	NA
6.5.4.2.5	WINNF.FT.D.MES.5	Domain Proxy Heartbeat Response contains measReportConfig	NA

WINNF-TS-0122 Test Case

Section	Test Case ID	Test Case Title	Test Result
6.6.4.1.1	WINNF.FT.C.RLQ.1	Successful Relinquishment	NA
6.6.4.1.2	WINNF.FT.D.RLQ.2	Domain Proxy Successful Relinquishment	Pass
6.6.4.2.1	WINNF.FT.C.RLQ.3	Unsuccessful Relinquishment, responseCode=102	NA
6.6.4.2.2	WINNF.FT.D.RLQ.4	Domain Proxy Unsuccessful Relinquishment, responseCode=102	Pass
6.6.4.3.1	WINNF.FT.C.RLQ.5	Unsuccessful Relinquishment, responseCode=103	NA
6.6.4.3.2	WINNF.FT.D.RLQ.6	Domain Proxy Unsuccessful Relinquishment, responseCode=103	Pass
6.7.4.1.1	WINNF.FT.C.DRG.1	Successful Deregistration	NA
6.7.4.1.2	WINNF.FT.D.DRG.2	Domain Proxy Successful Deregistration	Pass
6.7.4.2.1	WINNF.FT.C.DRG.3	Deregistration responseCode=102	NA
6.7.4.2.2	WINNF.FT.D.DRG.4	Domain Proxy Deregistration responseCode=102	Pass
6.7.4.3.1	WINNF.FT.C.DRG.5	Deregistration responseCode=103	Pass
6.8.4.1.1	WINNF.FT.C.SCS.1	Successful TLS connection between UUT and SAS Test Harness	Pass
6.8.4.2.1	WINNF.FT.C.SCS.2	TLS failure due to revoked certificate	Pass
6.8.4.2.2	WINNF.FT.C.SCS.3	TLS failure due to expired server certificate	Pass
6.8.4.2.3	WINNF.FT.C.SCS.4	TLS failure when SAS Test Harness certificate is issue by unknown CA	Pass
6.8.4.2.4	WINNF.FT.C.SCS.5	TLS failure when certificate at the SAS Test Harness is corrupted	Pass
7.1.4.1.1	WINNF.PT.C.HBT	UUT RF Transmit Power Measurement	Pass

Note: Section as per WINNF-TS-0122 If the product as tested complies with the specification, the UUT is deemed to comply with the standard and is deemed a "Pass" grade. If not "Fail" grade is issued. Where "NA" is stated this means the test case is not applicable.

2.1 Measurement Uncertainty

Where relevant, the following measurement uncertainty levels have been estimated for tests performed on the UUT as specified in CISPR 16-4-2:

Measurement	Frequency	Expanded Uncertainty (k=2) (\pm)
Conducted Emissions above 1 GHz	1GHz ~ 18GHz	1 dB

2.2 Modification Record

There were no modifications required for compliance.

3 General Information

3.1 General Description of EUT

Product	5G Integrated Small Cell
Brand	PEGATRON
Test Model	PS1400-48I
Series Model	PS1400-48E
Hardware Version	1.0
Firmware Version	v1.1.1.7_RC1
Status of EUT	Engineering sample
Accessory Device	Refer to Note
Data Cable Supplied	NA

Note:

1. All models are listed as below.

Model	Difference
PS1400-48I	Internal Antenna
PS1400-48E	External Antenna

2. The EUT uses the following accessories.

Item	Brand	Model	Specification
AC Adapter (Optional)	ASIAN POWER DEVICES	DA-60Z12	AC Input: 100-240V~50-60Hz; 1.5A Max. DC Output: 12.0V; 5.0A; 60.0W DC Output Cable: 1.5m without core
Power Cord (Optional)	WEIHAI HONGLIN ELECTRONIC CO.,LTD	HL-061+HL-052(7A)	Signal Line: 1M
POE (Support unit)	DELTA	ADH-90AR N	AC Input: 100-240V; 50-60 Hz; 2.0 A DC Output: 56.0V1dc, 0.805A, 56.0V2dc, 0.805A, 1.61A(Max), 90.2W
Power Cord (Support unit)	WEIHAI HONGLIN ELECTRONIC CO.,LTD	HL-061+HL-026(7A)	Signal Line: 1M
Wall Mount	PEGATRON	RU_MOUNTING_CELL-	

Test Condition:

Test Item	Environmental Conditions	Input Power	Tested By
WINNF-TS-0122	25deg. C, 65%RH	120Vac, 60Hz	Matthew Yang

3.2 General Description of Applied Standards

The UUT is a BTS-CBSD/DP product. According to the specifications of the manufacturer, it must comply with the requirements of the following standards and references:

Test standard:

FCC 47 CFR Part 96

All test items have been performed and recorded as per the above standards.

References Test Guidance:

KDB 940660 D01 Part 96 CBRS Eqpt v03

All test items have been performed as a reference to the above KDB test guidance.

4 Measurement

4.1 CBSD Measurement

The CBSD shall validate and ensure that the Conformance and Performance Test results from compliance with SAS functional requirements.

4.2 CBSD Test Procedure

- a. Connect the UUT to SAS Test Harness system and RF Test instruments via the CBSD interface and RF components. The highest level is set to test configuration.
- b. UUT shall be UTC time synchronized
- c. The frequency band is granted and set as UUT supported Modulation and Channels, transmitted power of the UUT according to it granted parameters from the SAS Test Harness.
- d. Each test case results was recorded and validated by SAS Test Harness system and RF instruments test cases was recorded test results from SAS Test Harness system.

4.3 Test Environment

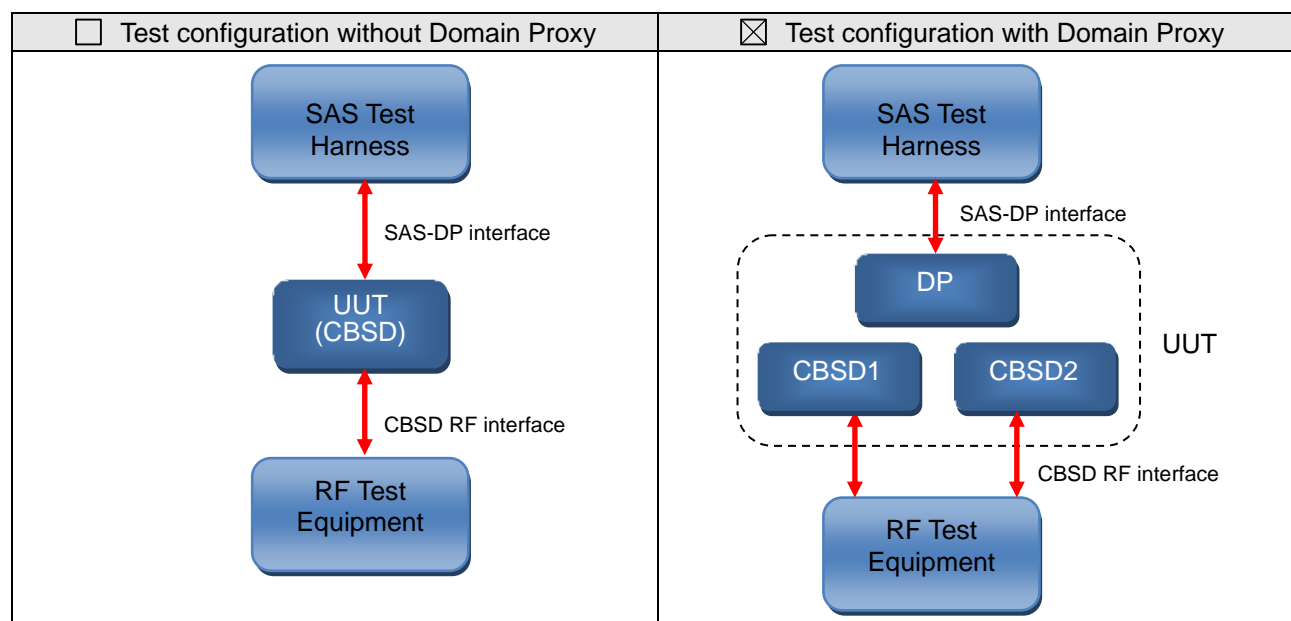
Test Harness Version	V1.0.0.3
Operating System	Microsoft Windows 10
TLS Version	1.2
Python	2.7.13

4.4 Test Equipment

Description & Manufacturer	Model no.	Serial No.	Calibrated Date	Calibrated Until
ROHDE & SCHWARZ Signal Analyzer	FSV	E2-010642	May. 29, 2024	May. 28, 2026
Temperature & Humidity Chamber TERCHY	TFA 452019	E2-010883	Dec. 13, 2024	Dec. 12, 2025
Laptop Lenovo	P137G	P137G001	NA	NA

Note: 1. The test was performed in HY-OVEN Test Room.
2. The calibration interval of the above test instruments is 12 / 24 months and the calibrations are traceable to NML/ROC and NIST/USA.

4.5 Test Setup



4.6 Test Results

4.6.1 Successful registration (responseCode 0)

4.6.1.1 Domain Proxy Multi-Step registration

■ Test Case ID : WINNF.FT.D.REG.2 □ NA

#	Test Execution Steps	Results	
1	<p>Ensure the following conditions are met for test entry:</p> <ul style="list-style-type: none"> UUT has successfully completed SAS Discovery and Authentication with the SAS Test Harness UUT is in the Unregistered state 	--	--
2	<p>DP with two CBSD sends correct Registration request information, as specified in [n.5], in the form of one 2-element Array or as individual messages to the SAS Test Harness:</p> <ul style="list-style-type: none"> The required <i>userId</i>, <i>fcid</i> and <i>cbsdSerialNumber</i> registration parameters shall be sent from the CBSD and conform to proper format and acceptable ranges. Any REG-conditional or optional registration parameters that may be included in the message shall be verified that they conform to proper format and are within acceptable ranges. <p>Note: It is outside the scope of this document to test the Registration information that is supplied via another means.</p>	<input checked="" type="checkbox"/> Pass	<input type="checkbox"/> Fail
3	<ul style="list-style-type: none"> SAS Test Harness sends a CBSD Registration Response as follows: <ul style="list-style-type: none"> <i>cbsdId</i> = Ci <i>measReportConfig</i> shall not be included <i>responseCode</i> = 0 for each CBSD 	--	--
4	<p>After completion of step 3, SAS Test Harness will not provide any positive response (<i>responseCode</i>=0) to further request messages from the UUT.</p>	--	--
5	<p>Monitor the RF output of the UUT from start of test until 60 seconds after Step 3 is complete. This is the end of the test. Verify:</p> <ul style="list-style-type: none"> UUT shall not transmit RF 	<input checked="" type="checkbox"/> Pass	<input type="checkbox"/> Fail

4.6.1.2 DOMAIN PROXY SINGLE-STEP REGISTRATION FOR CAT A CBSD

■ Test Case ID : WINNF.FT.D.REG.4 □ NA

#	Test Execution Steps	Results	
1	<p>Ensure the following conditions are met for test entry:</p> <ul style="list-style-type: none"> • UUT has successfully completed SAS Discovery and Authentication with the SAS Test Harness • UUT is in the Unregistered state 	--	--
2	<p>The DP with two CBSDs sends Registration requests in the form of one 2-element Array or as individual messages to SAS Test Harness.</p> <ul style="list-style-type: none"> • The required <i>userId</i>, <i>fcId</i> and <i>cbsdSerialNumber</i> and REG- Conditional <i>cbsdCategory</i>, <i>airInterface</i>, <i>installationParam</i>, and <i>measCapability</i> registration parameters shall be sent from the CBSD and conform to proper format and acceptable ranges. • Any optional registration parameters that may be included in the message shall be verified that they conform to proper format and are within acceptable ranges. 	■ Pass	□ Fail
3	<ul style="list-style-type: none"> • SAS Test Harness sends a CBSD Registration Response as follows: <ul style="list-style-type: none"> - <i>cbsdId</i> = <i>Ci</i> - <i>measReportConfig</i> for each CBSD shall not be included. - <i>responseCode</i> = 0 for each CBSD 	--	--
4	<p>After completion of step 3, SAS Test Harness will not provide any positive response (<i>responseCode</i>=0) to further request messages from the UUT.</p>	--	--
5	<p>Monitor the RF output of the UUT from start of test until 60 seconds after Step 3 is complete. This is the end of the test. Verify:</p> <ul style="list-style-type: none"> • UUT shall not transmit RF 	■ Pass	□ Fail

4.6.1.3 DOMAIN PROXY SINGLE-STEP REGISTRATION FOR CBSD WITH CPI SIGNED DATA

■ Test Case ID : WINNF.FT.D.REG.6 □ NA

#	Test Execution Steps	Results	
1	<p>Ensure the following conditions are met for test entry:</p> <ul style="list-style-type: none"> UUT has successfully completed SAS Discovery and Authentication with SAS Test Harness UUT is in the Unregistered state All of the required and REG-Conditional parameters shall be configured and CPI signature provided 	--	--
2	<p>The DP with two CBSDs sends Registration requests in the form of one 2-element Array or as individual messages to SAS Test Harness.</p> <ul style="list-style-type: none"> The required <i>userId</i>, <i>fcid</i> and <i>cbsdSerialNumber</i> and REG- Conditional <i>cbsdCategory</i>, <i>airInterface</i>, <i>measCapability</i> and <i>cpiSignatureData</i> registration parameters shall be sent from the CBSD and conform to proper format and acceptable ranges. Any optional registration parameters that may be included in the message shall be verified that they conform to proper format and are within acceptable ranges. 	<input checked="" type="checkbox"/> Pass	<input type="checkbox"/> Fail
3	<ul style="list-style-type: none"> SAS Test Harness sends a CBSD Registration Response as follows: <ul style="list-style-type: none"> <i>cbsdId</i> = <i>Ci</i> <i>measReportConfig</i> for each CBSD shall not be included. <i>responseCode</i> = 0 for each CBSD 	--	--
4	<p>After completion of step 3, SAS Test Harness will not provide any positive response (<i>responseCode</i>=0) to further request messages from the UUT.</p>	--	--
5	<p>Monitor the RF output of the UUT from start of test until 60 seconds after Step 3 is complete. This is the end of the test. Verify:</p> <ul style="list-style-type: none"> UUT shall not transmit RF 	<input checked="" type="checkbox"/> Pass	<input type="checkbox"/> Fail

4.6.1.4 DOMAIN PROXY MISSING REQUIRED PARAMETERS (RESPONSECODE 102)

☒ Test Case ID : WINNF.FT.D.REG.9
 ☐ NA

#	Test Execution Steps	Results	
1	Ensure the following conditions are met for test entry: <ul style="list-style-type: none"> • UUT has successfully completed SAS Discovery and Authentication with SAS Test Harness • UUT is in the Unregistered state 	--	--
2	The DP with two CBSDs sends a Registration request in the form of one 2-element Array or as individual messages to SAS Test Harness.	--	--
3	SAS Test Harness sends a CBSD Registration Response in the form of one 2-element Array or as individual messages as follows: <ul style="list-style-type: none"> • SAS response does not include a cbsdId. • responseCode = Ri for CBSD1 and CBSD2 	--	--
4	After completion of step 3, SAS Test Harness will not provide any positive response (<i>responseCode=0</i>) to further request messages from the UUT.	--	--
5	Monitor the RF output of each UUT from start of test until 60 seconds after Step 3 is complete. This is the end of the test. Verify: <ul style="list-style-type: none"> • UUT shall not transmit RF 	<input checked="" type="checkbox"/> Pass	<input type="checkbox"/> Fail

4.6.1.5 Domain Proxy Pending registration (responseCode 200)

■ Test Case ID : WINNF.FT.D.REG.11 □ NA

#	Test Execution Steps	Results	
1	Ensure the following conditions are met for test entry: <ul style="list-style-type: none"> ● UUT has successfully completed SAS Discovery and Authentication with SAS Test Harness ● UUT is in the Unregistered state 	--	--
2	The DP with two CBSDs sends a Registration request in the form of one 2-element Array or as individual messages to SAS Test Harness.	--	--
3	SAS Test Harness sends a CBSD Registration Response in the form of one 2-element Array or as individual messages as follows: <ul style="list-style-type: none"> - SAS response does not include a <i>cbsdId</i>. - <i>responseCode</i> = Ri for CBSD1 and CBSD2 	--	--
4	After completion of step 3, SAS Test Harness will not provide any positive response (<i>responseCode</i> =200) to further request messages from the UUT.	--	--
5	Monitor the RF output of each UUT from start of test until 60 seconds after Step 3 is complete. This is the end of the test. Verify: <ul style="list-style-type: none"> ● UUT shall not transmit RF 	<input checked="" type="checkbox"/> Pass	<input type="checkbox"/> Fail

4.6.1.6 Domain Proxy Invalid parameters (responseCode 103)

☒ Test Case ID : WINNF.FT.D.REG.13
 ☐ NA

#	Test Execution Steps	Results	
1	Ensure the following conditions are met for test entry: <ul style="list-style-type: none"> • UUT has successfully completed SAS Discovery and Authentication with SAS Test Harness • UUT is in the Unregistered state 	--	--
2	The DP with two CBSDs sends a Registration request in the form of one 2-element Array or as individual messages to SAS Test Harness.	--	--
3	SAS Test Harness sends a CBSD Registration Response in the form of one 2-element Array or as individual messages as follows: <ul style="list-style-type: none"> - SAS response does not include a <i>cbsdId</i>. - <i>responseCode</i> = Ri for CBSD1 and CBSD2 	--	--
4	After completion of step 3, SAS Test Harness will not provide any positive response (<i>responseCode</i> R1 = 0 for CBSD1 and R2 = 103 for CBSD2) to further request messages from the UUT.	--	--
5	Monitor the RF output of each UUT from start of test until 60 seconds after Step 3 is complete. This is the end of the test. Verify: <ul style="list-style-type: none"> • UUT shall not transmit RF 	<input checked="" type="checkbox"/> Pass	<input type="checkbox"/> Fail

4.6.1.7 Domain Proxy Blacklisted CBSD (responseCode 101)

■ Test Case ID : WINNF.FT.D.REG.15 □ NA

#	Test Execution Steps	Results	
1	Ensure the following conditions are met for test entry: <ul style="list-style-type: none"> ● UUT has successfully completed SAS Discovery and Authentication with SAS Test Harness ● UUT is in the Unregistered state 	--	--
2	The DP with two CBSDs sends a Registration request in the form of one 2-element Array or as individual messages to SAS Test Harness.	--	--
3	SAS Test Harness sends a CBSD Registration Response in the form of one 2-element Array or as individual messages as follows: <ul style="list-style-type: none"> - SAS response does not include a <i>cbsdId</i>. - <i>responseCode</i> = Ri for CBSD1 and CBSD2 	--	--
4	After completion of step 3, SAS Test Harness will not provide any positive response (<i>responseCode</i> R1 = 0 for CBSD1 and R2 = 101 for CBSD2) to further request messages from the UUT.	--	--
5	Monitor the RF output of each UUT from start of test until 60 seconds after Step 3 is complete. This is the end of the test. Verify: <ul style="list-style-type: none"> ● UUT shall not transmit RF 	■ Pass	□ Fail

4.6.1.8 Domain Proxy Unsupported SAS protocol version (responseCode 100)

☒ Test Case ID : WINNF.FT.D.REG.17
 ☐ NA

#	Test Execution Steps	Results	
1	Ensure the following conditions are met for test entry: <ul style="list-style-type: none"> • UUT has successfully completed SAS Discovery and Authentication with SAS Test Harness • UUT is in the Unregistered state 	--	--
2	The DP with two CBSDs sends a Registration request in the form of one 2-element Array or as individual messages to SAS Test Harness.	--	--
3	SAS Test Harness sends a CBSD Registration Response in the form of one 2-element Array or as individual messages as follows: <ul style="list-style-type: none"> - SAS response does not include a <i>cbsdId</i>. - <i>responseCode</i> = Ri for CBSD1 and CBSD2 	--	--
4	After completion of step 3, SAS Test Harness will not provide any positive response (<i>responseCode</i> (Ri) = 100 for each CBS) to further request messages from the UUT.	--	--
5	Monitor the RF output of each UUT from start of test until 60 seconds after Step 3 is complete. This is the end of the test. Verify: <ul style="list-style-type: none"> • UUT shall not transmit RF 	<input checked="" type="checkbox"/> Pass	<input type="checkbox"/> Fail

4.6.1.9 Domain Proxy Group Error (responseCode 201)

■ Test Case ID : WINNF.FT.D.REG.19 □ NA

#	Test Execution Steps	Results	
1	Ensure the following conditions are met for test entry: <ul style="list-style-type: none"> ● UUT has successfully completed SAS Discovery and Authentication with SAS Test Harness ● UUT is in the Unregistered state 	--	--
2	The DP with two CBSDs sends a Registration request in the form of one 2-element Array or as individual messages to SAS Test Harness.	--	--
3	SAS Test Harness sends a CBSD Registration Response in the form of one 2-element Array or as individual messages as follows: <ul style="list-style-type: none"> - SAS response does not include a <i>cbsdId</i>. - <i>responseCode</i> = Ri for CBSD1 and CBSD2 	--	--
4	After completion of step 3, SAS Test Harness will not provide any positive response (<i>responseCode</i> R1 = 0 for CBSD1 and R2 = 201 for CBSD2.) to further request messages from the UUT.	--	--
5	Monitor the RF output of each UUT from start of test until 60 seconds after Step 3 is complete. This is the end of the test. Verify: <ul style="list-style-type: none"> ● UUT shall not transmit RF 	■ Pass	□ Fail

4.6.1.10 CATEGORY A CBSD LOCATION UPDATE

■ Test Case ID : WINNF.FT.C.REG.20 □ NA

The test case ID is provided as a means to ensure that evidence is provided showing compliance to this requirement.

4.6.2 CBSD Spectrum Grant Process

4.6.2.1 Unsuccessful Grant responseCode=400 (INTERFERENCE)

■ Test Case ID : WINNF.FT.C.GRA.1 □ NA

#	Test Execution Steps	Results	
1	Ensure the following conditions are met for test entry: ● UUT has registered successfully with SAS Test Harness, with <i>cbsdId</i> = C	--	--
2	UUT sends valid Grant Request.	--	--
3	SAS Test Harness sends a Grant Response message, including ● <i>cbsdId</i> =C ● <i>responseCode</i> = R = 400	--	--
4	After completion of step 3, SAS Test Harness will not provide any positive response (<i>responseCode</i> =0) to further request messages from the UUT.	--	--
5	Monitor the RF output of the UUT from start of test until 60 seconds after Step 3 is complete. This is the end of the test. Verify: ● UUT shall not transmit RF	■ Pass	□ Fail

4.6.2.2 Unsuccessful Grant responseCode=401 (GRANT_CONFLICT)

☒ Test Case ID : WINNF.FT.C.GRA.2
 ☐ NA

#	Test Execution Steps	Results	
1	Ensure the following conditions are met for test entry: <ul style="list-style-type: none"> UUT has registered successfully with SAS Test Harness, with <i>cbsdId</i> = C 	--	--
2	UUT sends valid Grant Request.	--	--
3	SAS Test Harness sends a Grant Response message, including <ul style="list-style-type: none"> <i>cbsdId</i>=C responseCode = R = 401 	--	--
4	After completion of step 3, SAS Test Harness will not provide any positive response (<i>responseCode</i> =401) to further request messages from the UUT.	--	--
5	Monitor the RF output of the UUT from start of test until 60 seconds after Step 3 is complete. This is the end of the test. Verify: <ul style="list-style-type: none"> UUT shall not transmit RF 	<input checked="" type="checkbox"/> Pass	<input type="checkbox"/> Fail

4.6.3 CBSD Heart Beat Process

4.6.3.1 Domain Proxy Heartbeat Success Case (first Heartbeat Response)

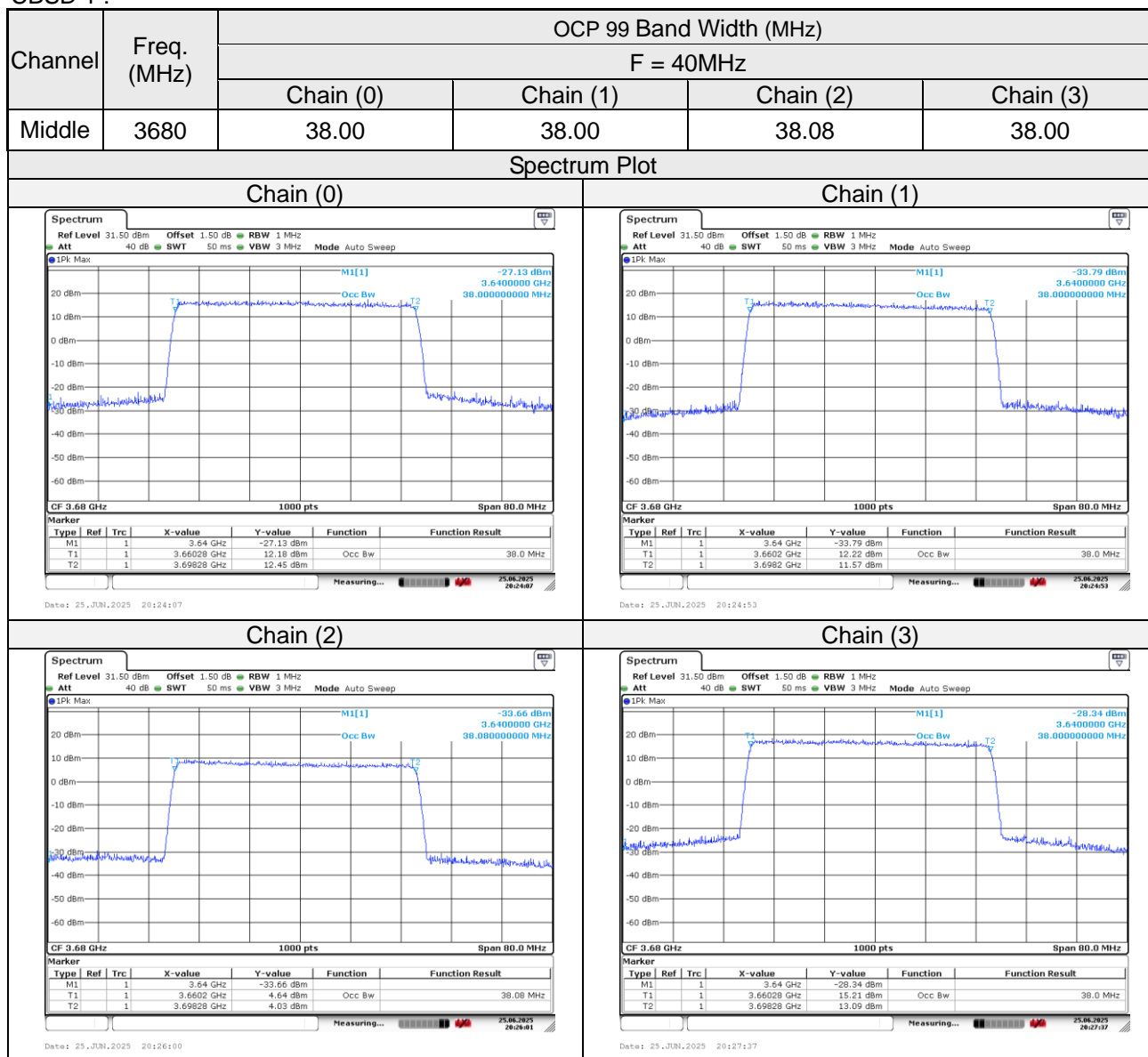
■ Test Case ID : WINNF.FT.C.HBT.2 □ NA

#	Test Execution Steps	Results	
1	Ensure the following conditions are met for test entry: <ul style="list-style-type: none"> DP has two CBSD registered successfully with SAS Test Harness, with <i>cbsdId</i> = <i>Ci</i>, <i>i</i>={1,2} 	--	--
2	DP sends a message: <ul style="list-style-type: none"> If message is a Spectrum Inquiry Request, go to step 3 If message is a Grant Request, go to step 5 	--	--
3	DP sends a Spectrum Inquiry Request message for each CBSD. This may occur in a separate message per CBSD, or together in a single message with array of 2. Verify Spectrum Inquiry Request message is formatted correctly for each CBSD, including for CBSDi, <i>i</i> ={1,2}: <ul style="list-style-type: none"> <i>cbsdId</i> = <i>Ci</i> List of frequencyRange objects sent by DP are within the CBRS frequency range 	■ Pass	□ Fail
4	If a separate Spectrum Inquiry Request message was sent for each CBSD, the SAS Test Harness shall respond to each Spectrum Inquiry Request message with a separate Spectrum Inquiry Response message. If a single Spectrum Inquiry Request message was sent containing a 2- object array (one per CBSD), the SAS Test Harness shall respond with a single Spectrum Inquiry Response message containing a 2-object array. Verify parameters for each CBSD within the Spectrum Inquiry Response message are as follows, for CBSDi, <i>i</i> ={1,2}: <ul style="list-style-type: none"> <i>cbsdId</i> = <i>Ci</i> <i>availableChannel</i> is an array of availableChannel objects <i>responseCode</i> = 0 	--	--
5	DP sends a Grant Request message for each CBSD. This may occur in a separate message per CBSD, or together in a single message with array of 2. Verify Grant Request message is formatted correctly for each CBSD, including for CBSDi, <i>i</i> ={1,2}: <ul style="list-style-type: none"> <i>cbsdId</i> = <i>C</i> <i>maxEIRP</i> is at or below the limit appropriate for CBSD category as defined by Part 96 <i>operationFrequencyRange</i>, <i>Fi</i>, sent by UUT is a valid range within the CBRS band 	■ Pass	□ Fail
6	If a separate Grant Request message was sent for each CBSD, the SAS Test Harness shall respond to each Grant Request message with a separate Grant Response message. If a single Grant Request message was sent containing a 2-object array (one per CBSD), the SAS Test Harness shall respond with a single Grant Response message containing a 2-object array. Verify parameters for each CBSD within the Grant Response message are as follows, for CBSDi, <i>i</i> ={1,2}: <ul style="list-style-type: none"> <i>cbsdId</i> = <i>Ci</i> <i>grantId</i> = <i>Gi</i> = a valid grant ID <i>grantExpireTime</i> = UTC time greater than duration of the test <i>responseCode</i> = 0 	--	--

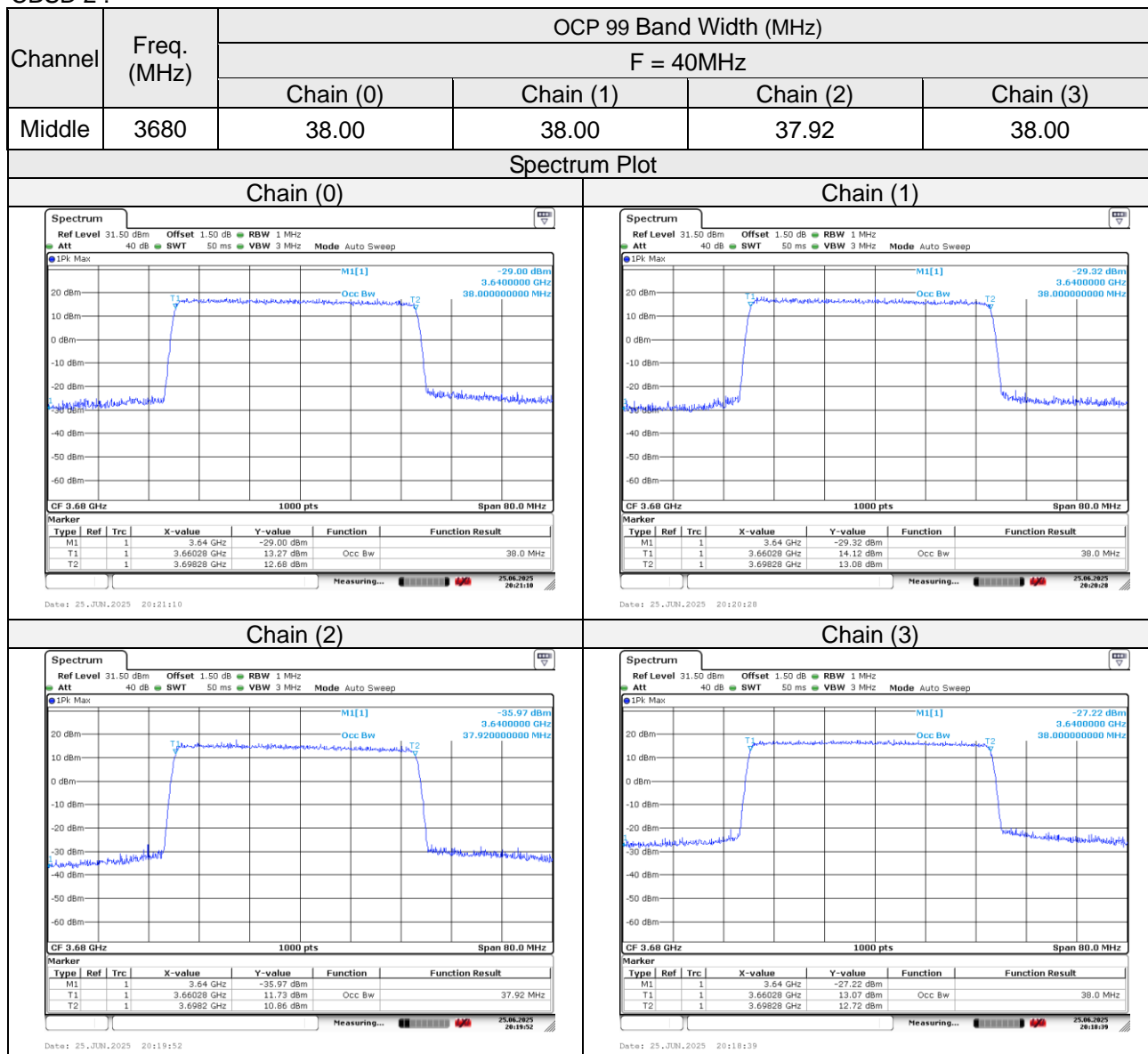
7	<p>Ensure DP sends first Heartbeat Request message for each CBSD. This may occur in a separate message per CBSD, or together in a single message with array of 2.</p> <p>Verify Heartbeat Request message is formatted correctly for each CBSD, including, for CBSDi i={1,2}:</p> <ul style="list-style-type: none"> ● <i>cbsdId</i> = Ci, i={1,2} ● <i>grantId</i> = Gi, i={1,2} ● <i>operationState</i> = "GRANTED" 	<input checked="" type="checkbox"/> Pass	<input type="checkbox"/> Fail
8	<p>If a separate Heartbeat Request message was sent for each CBSD by the DP, the SAS Test Harness shall respond to each Heartbeat Request message with a separate Heartbeat Response message.</p> <p>If a single Heartbeat Request message was sent by the DP containing a 2-object array (one per CBSD), the SAS Test Harness shall respond with a single Heartbeat Response message containing a 2-object array.</p> <p>Verify parameters for each CBSD within the Heartbeat Response message are as follows, for CBSDi:</p> <ul style="list-style-type: none"> ● <i>cbsdId</i> = Ci ● <i>grantId</i> = Gi ● <i>transmitExpireTime</i> = current UTC time + 200 seconds ● <i>responseCode</i> = 0 	--	--
9	<p>For further Heartbeat Request messages sent from DP after completion of step 8, validate message is sent within latest specified heartbeatInterval for CBSDi:</p> <ul style="list-style-type: none"> ● <i>cbsdId</i> = Ci ● <i>grantId</i> = Gi ● <i>operationState</i> = "AUTHORIZED" <p>and SAS Test Harness responds with a Heartbeat Response message including the following parameters, for CBSDi</p> <ul style="list-style-type: none"> ● <i>cbsdId</i> = Ci ● <i>grantId</i> = Gi ● <i>transmitExpireTime</i> = current UTC time + 200 seconds ● <i>responseCode</i> = 0 	<input checked="" type="checkbox"/> Pass	<input type="checkbox"/> Fail
10	<p>Monitor the RF output of the UUT from start of test until UUT transmission commences. Verify:</p> <ul style="list-style-type: none"> ● UUT does not transmit at any time prior to completion of the first heartbeat response ● UUT transmits after step 8 is complete, and its transmission is limited to within the bandwidth range F. 	<input checked="" type="checkbox"/> Pass	<input type="checkbox"/> Fail

- UUT transmits after step 8 is complete, and its transmission is limited to within the bandwidth range F.

CBSD 1 :



CBSD 2 :



4.6.3.2 Heartbeat responseCode=105 (DEREGISTER)

■ Test Case ID : WINNF.FT.C.HBT.3 □ NA

#	Test Execution Steps	Results	
1	<p>Ensure the following conditions are met for test entry:</p> <ul style="list-style-type: none"> ● UUT has registered successfully with SAS Test Harness ● UUT has a valid single grant as follows: <ul style="list-style-type: none"> ○ valid <i>cbsdId</i> = C ○ valid <i>grantId</i> = G ○ grant is for frequency range F, power P ○ <i>grantExpireTime</i> = UTC time greater than duration of the test ● UUT is in AUTHORIZED state and is transmitting within the grant bandwidth F on RF interface 	--	--
2	<p>UUT sends a Heartbeat Request message. Ensure Heartbeat Request message is sent within Heartbeat Interval specified in the latest Heartbeat Response, and formatted correctly, including:</p> <ul style="list-style-type: none"> ● <i>cbsdId</i> = C ● <i>grantId</i> = G ● <i>operationState</i> = "AUTHORIZED" 	--	--
3	<p>SAS Test Harness sends a Heartbeat Response message, including the following parameters:</p> <ul style="list-style-type: none"> ● <i>cbsdId</i> = C ● <i>grantId</i> = G ● <i>transmitExpireTime</i> = T = Current UTC time ● <i>responseCode</i> = 105 (DEREGISTER) 	--	--
4	After completion of step 3, SAS Test Harness shall not allow any further grants to the UUT.	--	--
5	<p>Monitor the RF output of the UUT. Verify:</p> <ul style="list-style-type: none"> ● UUT shall stop transmission within (T + 60 seconds) of completion of step 3 	<input checked="" type="checkbox"/> Pass	<input type="checkbox"/> Fail

4.6.3.3 Heartbeat responseCode=501 (SUSPENDED_GRANT) in First Heartbeat Response

■ Test Case ID : WINNF.FT.C.HBT.5 □ NA

#	Test Execution Steps	Results	
1	<p>Ensure the following conditions are met for test entry:</p> <ul style="list-style-type: none"> ● UUT has registered successfully with SAS Test Harness ● UUT has a valid single grant as follows: <ul style="list-style-type: none"> ○ valid <i>cbsdId</i> = C ○ valid <i>grantId</i> = G ○ grant is for frequency range F, power P ○ <i>grantExpireTime</i> = UTC time greater than duration of the test ● UUT is in AUTHORIZED state and is transmitting within the grant bandwidth F on RF interface 	--	--
2	<p>UUT sends a Heartbeat Request message. Ensure Heartbeat Request message is sent within latest specified heartbeatInterval, and is formatted correctly, including:</p> <ul style="list-style-type: none"> ● <i>cbsdId</i> = C ● <i>grantId</i> = G ● <i>operationState</i> = "AUTHORIZED" 	<input checked="" type="checkbox"/> Pass	<input type="checkbox"/> Fail
3	<p>SAS Test Harness sends a Heartbeat Response message, including the following parameters:</p> <ul style="list-style-type: none"> ● <i>cbsdId</i> = C ● <i>grantId</i> = G ● <i>transmitExpireTime</i> = T = current UTC time ● <i>responseCode</i> = 501 (SUSPENDED_GRANT) 	--	--
4	<p>After completion of step 3, SAS Test Harness shall not allow any further grants to the UUT.</p>	--	--
5	<p>Monitor the SAS-CBSD interface. Verify either A OR B occurs:</p> <p>A. UUT sends a Heartbeat Request message. Ensure message is sent within latest specified heartbeatInterval, and is correctly formatted with parameters:</p> <ul style="list-style-type: none"> ● <i>cbsdId</i> = C ● <i>grantId</i> = G ● <i>operationState</i> = "GRANTED" <p>B. UUT sends a Relinquishment request message. Ensure message is correctly formatted with parameters:</p> <ul style="list-style-type: none"> ● <i>cbsdId</i> = C ● <i>grantId</i> = G <p>Monitor the RF output of the UUT. Verify:</p> <ul style="list-style-type: none"> ● UUT <i>does not</i> transmit at any time 	<input checked="" type="checkbox"/> Pass	<input type="checkbox"/> Fail

4.6.3.4 Heartbeat responseCode=501 (SUSPENDED_GRANT) in Subsequent Heartbeat Response

■ Test Case ID : WINNF.FT.C.HBT.6 □ NA

#	Test Execution Steps	Results	
1	Ensure the following conditions are met for test entry: <ul style="list-style-type: none"> ● UUT has registered successfully with SAS Test Harness ● UUT has a valid single grant as follows: <ul style="list-style-type: none"> ○ valid <i>cbsdId</i> = C ○ valid <i>grantId</i> = G ○ grant is for frequency range F, power P ○ <i>grantExpireTime</i> = UTC time greater than duration of the test ● UUT is in AUTHORIZED state and is transmitting within the grant bandwidth F on RF interface 	--	--
2	UUT sends a Heartbeat Request message. Ensure Heartbeat Request message is sent within latest specified heartbeatInterval, and is formatted correctly, including: <ul style="list-style-type: none"> ● <i>cbsdId</i> = C ● <i>grantId</i> = G ● <i>operationState</i> = "AUTHORIZED" 	<input checked="" type="checkbox"/> Pass	<input type="checkbox"/> Fail
3	SAS Test Harness sends a Heartbeat Response message, including the following parameters: <ul style="list-style-type: none"> ● <i>cbsdId</i> = C ● <i>grantId</i> = G ● <i>transmitExpireTime</i> = T = current UTC time ● <i>responseCode</i> = 501 (SUSPENDED_GRANT) 	--	--
4	After completion of step 3, SAS Test Harness shall not allow any further grants to the UUT.	--	--
5	Monitor the SAS-CBSD interface. Verify either A OR B occurs: <p>A. UUT sends a Heartbeat Request message. Ensure message is sent within latest specified heartbeatInterval, and is correctly formatted with parameters:</p> <ul style="list-style-type: none"> ● <i>cbsdId</i> = C ● <i>grantId</i> = G ● <i>operationState</i> = "GRANTED" <p>B. UUT sends a Relinquishment request message. Ensure message is correctly formatted with parameters:</p> <ul style="list-style-type: none"> ● <i>cbsdId</i> = C ● <i>grantId</i> = G <p>Monitor the RF output of the UUT. Verify:</p> <ul style="list-style-type: none"> ● UUT shall stop transmission within (T+60) seconds of completion of step 3 	<input checked="" type="checkbox"/> Pass	<input type="checkbox"/> Fail

4.6.3.5 Heartbeat responseCode=502 (UNSYNC_OP_PARAM)

☒ Test Case ID : WINNF.FT.C.HBT.7
 ☐ NA

#	Test Execution Steps	Results	
1	Ensure the following conditions are met for test entry: <ul style="list-style-type: none"> ● UUT has registered successfully with SAS Test Harness ● UUT has a valid single grant as follows: <ul style="list-style-type: none"> ○ valid <i>cbsdId</i> = C ○ valid <i>grantId</i> = G ○ grant is for frequency range F, power P ○ <i>grantExpireTime</i> = UTC time greater than duration of the test ● UUT is in AUTHORIZED state and is transmitting within the grant bandwidth F on RF interface 	--	--
2	UUT sends a Heartbeat Request message. Ensure Heartbeat Request message is sent within latest specified heartbeatInterval, and is formatted correctly, including: <ul style="list-style-type: none"> ● <i>cbsdId</i> = C ● <i>grantId</i> = G ● <i>operationState</i> = "AUTHORIZED" 	<input checked="" type="checkbox"/> Pass	<input type="checkbox"/> Fail
3	SAS Test Harness sends a Heartbeat Response message, including the following parameters: <ul style="list-style-type: none"> ● <i>cbsdId</i> = C ● <i>grantId</i> = G ● <i>transmitExpireTime</i> = T = current UTC time ● <i>responseCode</i> = 502 (UNSYNC_OP_PARAM) 	--	--
4	After completion of step 3, SAS Test Harness shall not allow any further grants to the UUT.	--	--
5	Monitor the SAS-CBSD interface. Verify: <ul style="list-style-type: none"> ● UUT sends a Grant Relinquishment Request message. Verify message is correctly formatted with parameters: <ul style="list-style-type: none"> ○ <i>cbsdId</i> = C ○ <i>grantId</i> = G Monitor the RF output of the UUT. Verify: <ul style="list-style-type: none"> ● UUT shall stop transmission within (T+60) seconds of completion of step 3 	<input checked="" type="checkbox"/> Pass	<input type="checkbox"/> Fail

4.6.3.6 Domain Proxy Heartbeat responseCode=500 (TERMINATED_GRANT)

■ Test Case ID : WINNF.FT.C.HBT.8 □ NA

#	Test Execution Steps	Results	
1	<p>Ensure the following conditions are met for test entry:</p> <ul style="list-style-type: none"> ● DP has two CBSD registered successfully with SAS Test Harness ● Each CBSD {1,2} has a valid single grant as follows: <ul style="list-style-type: none"> ○ valid <i>cbsdId</i> = Ci, i={1,2} ○ valid <i>grantId</i> = Gi, i={1,2} ○ grant is for frequency range Fi, power Pi ○ <i>grantExpireTime</i> = UTC time greater than duration of the test ● Both CBSD are in AUTHORIZED state and transmitting within their granted bandwidth on RF interface 	--	--
2	<p>DP sends a Heartbeat Request message for each CBSD. This may occur in a separate message per CBSD, or together in a single message with array of size 2.</p> <p>Verify Heartbeat Request message is sent within latest specified <i>heartbeatInterval</i>, and is formatted correctly for each CBSD, including, for CBSDi i={1,2}:</p> <ul style="list-style-type: none"> ● <i>cbsdId</i> = Ci, i = {1,2} ● <i>grantId</i> = Gi, i = {1,2} ● <i>operationState</i> = "AUTHORIZED" 	<input checked="" type="checkbox"/> Pass	<input type="checkbox"/> Fail
3	<p>If separate Heartbeat Request message was sent for each CBSD by the DP, the SAS Test Harness shall respond to each Heartbeat Request message with a separate Heartbeat Response message.</p> <p>If a single Heartbeat Request message was sent by the DP containing a 2-object array (one per CBSD), the SAS Test Harness shall respond with a single Heartbeat Response message containing a 2-object array.</p> <p>Parameters for each CBSD within the Heartbeat Response message should be as follows, for CBSDi:</p> <ul style="list-style-type: none"> ● <i>cbsdId</i> = Ci ● <i>grantId</i> = Gi ● For CBSD1: <ul style="list-style-type: none"> ○ <i>transmitExpireTime</i> = current UTC time + 200 seconds ○ <i>responseCode</i> = 0 ● For CBSD2: <ul style="list-style-type: none"> ○ <i>transmitExpireTime</i> = T = current UTC time ○ <i>responseCode</i> = 500 (TERMINATED_GRANT) 	--	--
4	<p>After completion of step 3, SAS Test Harness shall not allow any further grants to the UUT.</p> <p>If CBSD sends further Heartbeat Request messages for CBSD1, SAS Test Harness shall respond with a Heartbeat Response message with parameters:</p> <ul style="list-style-type: none"> ● <i>cbsdId</i> = C1 ● <i>grantId</i> = G1 ● <i>transmitExpireTime</i> = current UTC time + 200 seconds 	--	--

	<ul style="list-style-type: none"> ● <i>responseCode</i> = 0 ● Heartbeat Request message is within <i>heartbeatInterval</i> of previous Heartbeat Request message 		
5	Monitor the RF output of CBSD2. Verify: <ul style="list-style-type: none"> ● CBSD2 shall stop transmission within bandwidth F2 within (T + 60 seconds) of completion of step 3 	<input checked="" type="checkbox"/> Pass	<input type="checkbox"/> Fail

4.6.3.7 Heartbeat Response Absent (First Heartbeat)

■ Test Case ID : WINNF.FT.C.HBT.9 □ NA

#	Test Execution Steps	Results	
1	Ensure the following conditions are met for test entry: <ul style="list-style-type: none"> ● UUT has registered successfully with SAS Test Harness ● UUT has a valid single grant as follows: <ul style="list-style-type: none"> ○ valid <i>cbsdId</i> = C ○ valid <i>grantId</i> = G ○ grant is for frequency range F, power P ○ <i>grantExpireTime</i> = UTC time greater than duration of the test ● UUT is in GRANTED, but not AUTHORIZED state(i.e. has not performed its first Heartbeat Request) 	--	--
2	UUT sends a Heartbeat Request message. Ensure Heartbeat Request message is sent within latest specified heartbeatInterval, and is formatted correctly, including: <ul style="list-style-type: none"> ● <i>cbsdId</i> = C ● <i>grantId</i> = G ● <i>operationState</i> = "GRANTED" 	■ Pass	□ Fail
3	After completion of step 2, SAS Test Harness does not respond to any further messages from UUT to simulate loss of network connection	--	--
4	Monitor the RF output of the UUT from start of test to 60 seconds after step 3. Verify: <ul style="list-style-type: none"> ● At any time during the test, UUT shall not transmit on RF interface 	■ Pass	□ Fail

4.6.3.8 Heartbeat Response Absent (Subsequent Heartbeat)

■ Test Case ID : WINNF.FT.C.HBT.10 □ NA

#	Test Execution Steps	Results	
1	<p>Ensure the following conditions are met for test entry:</p> <ul style="list-style-type: none"> ● UUT has registered successfully with SAS Test Harness ● UUT has a valid single grant as follows: <ul style="list-style-type: none"> ○ valid <i>cbsdId</i> = C ○ valid <i>grantId</i> = G ○ grant is for frequency range F, power P ○ <i>grantExpireTime</i> = UTC time greater than duration of the test ● UUT is in AUTHORIZED state and is transmitting within the grant bandwidth F on RF interface 	--	--
2	<p>UUT sends a Heartbeat Request message. Verify Heartbeat Request message is sent within latest specified <i>heartbeatInterval</i>, and is formatted correctly, including:</p> <ul style="list-style-type: none"> ● <i>cbsdId</i> = C ● <i>grantId</i> = G ● <i>operationState</i> = "AUTHORIZED" 	■ Pass	□ Fail
3	<p>SAS Test Harness sends a Heartbeat Response message, including the following parameters:</p> <ul style="list-style-type: none"> ● <i>cbsdId</i> = C ● <i>grantId</i> = G ● <i>transmitExpireTime</i> = T = current UTC time + 200 seconds ● <i>responseCode</i> = 0 	--	--
4	<p>After completion of step 3, SAS Test Harness shall not allow any further grants to the UUT.</p>	--	--
5	<p>Monitor the RF output of the UUT. Verify:</p> <ul style="list-style-type: none"> ● UUT shall stop all transmission on RF interface within (<i>transmitExpireTime</i> + 60 seconds), using the <i>transmitExpireTime</i> sent in Step 3. 	■ Pass	□ Fail

4.6.3.9 Successful Grant Renewal in Heartbeat Test Case

■ Test Case ID : WINNF.FT.C.HBT.11 □ NA

#	Test Execution Steps	Results	
1	<p>Ensure the following conditions are met for test entry:</p> <ul style="list-style-type: none"> ● UUT has registered successfully with SAS Test Harness ● UUT has a valid single grant as follows: <ul style="list-style-type: none"> ○ valid <i>cbsdId</i> = C ○ valid <i>grantId</i> = G ○ grant is for frequency range F, power P ● UUT is in AUTHORIZED state and is transmitting within the grant bandwidth F on RF interface. ● Grant has the following parameters at the start of the test: <ul style="list-style-type: none"> ○ <i>grantExpireTime</i> = UTC time equal to time at start of test + 300 seconds = Tgrant_expire ○ <i>transmitExpireTime</i> = UTC time equal to time at start of test + 200 seconds ○ <i>heartbeatInterval</i> = 60 seconds 	--	--
2	<p>UUT sends a Heartbeat Request message.</p> <p>If Heartbeat Request message contains grantRenew = TRUE, go to Step 6, else go to Step 3.</p>	--	--
3	<p>Verify Heartbeat Request message is sent within the latest specified <i>heartbeatInterval</i>, and is formatted correctly, including:</p> <ul style="list-style-type: none"> ● <i>cbsdId</i> = C ● <i>grantId</i> = G ● <i>operationState</i> = "AUTHORIZED" 	■ Pass	□ Fail
4	<p>SAS Test Harness sends a Heartbeat Response message, with the following parameters:</p> <ul style="list-style-type: none"> ● <i>cbsdId</i> = C ● <i>grantId</i> = G ● <i>transmitExpireTime</i> = current UTC + 200 seconds ● <i>grantExpireTime</i> = same as Step 1 ● <i>responseCode</i> = 0 	--	--
5	Go to Step 2	--	--
6	<p>Verify Heartbeat Request message is sent within the latest specified <i>heartbeatInterval</i>, and is formatted correctly, including:</p> <ul style="list-style-type: none"> ● <i>cbsdId</i> = C ● <i>grantId</i> = G ● <i>operationState</i> = "AUTHORIZED" ● <i>grantRenew</i> = TRUE 	■ Pass	□ Fail
7	<p>SAS Test Harness sends a Heartbeat Response message, with the following parameters:</p> <ul style="list-style-type: none"> ● <i>cbsdId</i> = C ● <i>grantId</i> = G ● <i>grantExpireTime</i> = UTC time set far in the future ● <i>transmitExpireTime</i> = current UTC time + 200 seconds ● <i>responseCode</i> = 0 	--	--
8	<p>Continue to respond to any subsequent Heartbeat Request from CBSD with Heartbeat Response with the following parameters:</p> <ul style="list-style-type: none"> ● <i>cbsdId</i> = C ● <i>grantId</i> = G ● <i>transmitExpireTime</i> = same as Step 7 ● <i>responseCode</i> = 0 	--	--
9	<p>Monitor RF transmission of UUT from start of test until Tgrant_expire + 60 seconds and ensure UUT continues to transmit throughout the time period.</p>	■ Pass	□ Fail

4.6.4 CBSD Relinquishment Process

4.6.4.1 Domain Proxy Successful Relinquishment

■ Test Case ID : WINNF.FT.D.RLQ.2 □ NA

#	Test Execution Steps	Results	
1	<p>Ensure the following conditions are met for test entry:</p> <ul style="list-style-type: none"> ● DP has successfully completed SAS Discovery and Authentication with SAS Test Harness ● DP has successfully registered 2 CBSD with SAS Test Harness, each with <i>cbsdId</i>=Ci, i={1,2} ● DP has received a valid grant with <i>grantId</i> = Gi, i={1,2} for each CBSD ● Both CBSD are in Grant State AUTHORIZED and actively transmitting within the bounds of their grants. <p>Invoke trigger to relinquish each UUT Grant from the SAS Test Harness</p>	--	--
2	<p>Verify DP sends a Relinquishment Request message for each CBSD. This may occur in a separate message per CBSD, or together in a single message with array of 2.</p> <p>Verify Relinquishment Request message contains all required parameters properly formatted for each CBSD, specifically, for CBSDi:</p> <ul style="list-style-type: none"> ● <i>cbsdId</i> = Ci ● <i>grantId</i> = Gi 	<input checked="" type="checkbox"/> Pass	<input type="checkbox"/> Fail
3	<p>If a separate Relinquishment Request message was sent for each CBSD by the DP, the SAS Test Harness shall respond to each request message with a separate response message.</p> <p>If a single Relinquishment Request message was sent by the DP containing a 2-object array (one per CBSD), the SAS Test Harness shall respond with a single Response message containing a 2-object array.</p> <p>Parameters for each CBSD within the Relinquishment Response shall be as follows:</p> <ul style="list-style-type: none"> ● <i>cbsdId</i> = Ci ● <i>grantId</i> = Gi ● <i>responseCode</i> = 0 	--	--
4	<p>After completion of step 3, SAS Test Harness will not provide any additional positive response (<i>responseCode</i>=0) to further request messages from the UUT.</p>	--	--
5	<p>Monitor the RF output of each UUT from start of test until 60 seconds after Step 3 is complete. This is the end of the test. Verify:</p> <ul style="list-style-type: none"> ● UUT shall stop RF transmission at any time between triggering the relinquishments and UUT sending the relinquishment requests for each CBSD. 	<input checked="" type="checkbox"/> Pass	<input type="checkbox"/> Fail

4.6.4.2 DOMAIN PROXY UNSUCCESSFUL RELINQUISHMENT, RESPONSECODE=102

■ Test Case ID : WINNF.FT.D.RLQ.4 □ NA

#	Test Execution Steps	Results	
1	<p>Ensure the following conditions are met for test entry:</p> <ul style="list-style-type: none"> ● DP has successfully completed SAS Discovery and Authentication with SAS Test Harness ● DP has successfully registered 2 CBSD with SAS Test Harness, each with <i>cbsdId</i>=Ci, i={1,2} ● DP has received a valid grant with <i>grantId</i> = Gi, i={1,2} for each CBSD ● Both CBSD are in Grant State AUTHORIZED and actively transmitting within the bounds of their grants <p>Invoke trigger on UUT to Relinquish Grant from the SAS Test Harness</p>	--	--
2	<p>DP with two CBSDs sends Relinquishment Request with two objects to the SAS Test Harness. This may occur in a separate message per CBSD, or together in a single message with array of 2. Verify DP sends a Relinquishment Request message for each CBSD. This may occur in a separate message per CBSD, or together in a single message with array of 2. Verify Relinquishment Request message contains all required parameters properly formatted for each CBSD, specifically, for CBSDi:</p> <ul style="list-style-type: none"> ● <i>cbsdId</i> = Ci ● <i>grantId</i> = Gi 	--	--
3	<p>If a separate Relinquishment Request message was sent for each CBSD by the DP, the SAS Test Harness shall respond to each request message with a separate response message. If a single Relinquishment Request message was sent by the DP containing a 2-object array (one per CBSD), the SAS Test Harness shall respond with a single Response message containing a 2-object array. Parameters for each CBSD within the Relinquishment Response shall be as follows:</p> <ul style="list-style-type: none"> ● <i>cbsdId</i> = Ci ● No <i>grantId</i> ● <i>responseCode</i> = 102 	--	--
4	After completion of step 3, SAS Test Harness will not provide any additional positive response (<i>responseCode</i> =0) to further request messages from the UUT.	--	--
5	<p>Monitor the RF output of each UUT from start of test until 60 seconds after Step 3 is complete. This is the end of the test. Verify:</p> <p>A. UUT stopped RF transmission at any time between triggering the relinquishment and UUT sending the relinquishment request</p>	<input checked="" type="checkbox"/> Pass	<input type="checkbox"/> Fail

4.6.4.3 DOMAIN PROXY UNSUCCESSFUL RELINQUISHMENT, RESPONSECODE=103

■ Test Case ID : WINNF.FT.D.RLQ.6 □ NA

#	Test Execution Steps	Results	
1	<p>Ensure the following conditions are met for test entry:</p> <ul style="list-style-type: none"> DP has successfully completed SAS Discovery and Authentication with SAS Test Harness DP has successfully registered 2 CBSD with SAS Test Harness, each with <i>cbsdId</i>=Ci, i={1,2} DP has received a valid grant with <i>grantId</i> = Gi, i={1,2} for each CBSD Both CBSD are in Grant State AUTHORIZED and actively transmitting within the bounds of their grants <p>Invoke trigger on UUT to Relinquish Grant from the SAS Test Harness</p>	--	--
2	<p>DP with two CBSDs sends Relinquishment Request with two objects to the SAS Test Harness. This may occur in a separate message per CBSD, or together in a single message with array of 2. Verify DP sends a Relinquishment Request message for each CBSD. This may occur in a separate message per CBSD, or together in a single message with array of 2. Verify Relinquishment Request message contains all required parameters properly formatted for each CBSD, specifically, for CBSDi:</p> <ul style="list-style-type: none"> <i>cbsdId</i> = Ci <i>grantId</i> = Gi 	--	--
3	<p>If a separate Relinquishment Request message was sent for each CBSD by the DP, the SAS Test Harness shall respond to each request message with a separate response message. If a single Relinquishment Request message was sent by the DP containing a 2-object array (one per CBSD), the SAS Test Harness shall respond with a single Response message containing a 2-object array. Parameters for each CBSD within the Relinquishment Response shall be as follows:</p> <ul style="list-style-type: none"> <i>cbsdId</i> = Ci No <i>grantId</i> <i>responseCode</i> = 103 	--	--
4	After completion of step 3, SAS Test Harness will not provide any additional positive response (<i>responseCode</i> =0) to further request messages from the UUT.	--	--
5	<p>Monitor the RF output of each UUT from start of test until 60 seconds after Step 3 is complete. This is the end of the test. Verify:</p> <p>A. UUT stopped RF transmission at any time between triggering the relinquishment and UUT sending the relinquishment request</p>	<div>■</div> Pass	<div>□</div> Fail

4.6.5 CBSD Deregistration Process

4.6.5.1 Domain Proxy Successful Deregistration

■ Test Case ID : WINNF.FT.D.DRG.2 □ NA

#	Test Execution Steps	Results	
1	<p>Ensure the following conditions are met for test entry:</p> <ul style="list-style-type: none"> Each UUT has successfully registered with SAS Test Harness Each UUT is in the authorized state DP has successfully completed SAS Discovery and Authentication with SAS Test Harness DP has successfully registered 2 CBSD with SAS Test Harness, each with <i>cbsdId</i>=Ci, i={1,2} DP has received a valid grant with <i>grantId</i> = Gi, i={1,2} for each CBSD Both CBSD are in Grant State AUTHORIZED and actively transmitting within the bounds of their grants. <p>Invoke trigger to deregister each UUT from the SAS Test Harness</p>	--	--
2	UUT sends a Relinquishment request and receives Relinquishment response with <i>responseCode</i> =0	--	--
3	<p>Verify DP sends a Deregistration Request message for each CBSD. This may occur in a separate message per CBSD, or together in a single message with array of 2. Verify Deregistration Request message contains all required parameters properly formatted for each CBSD, specifically, for CBSDi:</p> <ul style="list-style-type: none"> <i>cbsdId</i> = Ci 	■ Pass	□ Fail
4	<p>If a separate Deregistration Request message was sent for each CBSD by the DP, the SAS Test Harness shall respond to each request message with a separate response message.</p> <p>If a single Deregistration Request message was sent by the DP containing a 2-object array (one per CBSD), the SAS Test Harness shall respond with a single Response message containing a 2-object array.</p> <p>Parameters for each CBSD within the Deregistration Response shall be as follows:</p> <ul style="list-style-type: none"> <i>cbsdId</i> = Ci <i>responseCode</i> = 0 	--	--
5	After completion of step 4, SAS Test Harness will not provide any positive response (<i>responseCode</i> =0) to further request messages from the UUT.	--	--

4.6.5.2 DOMAIN PROXY DEREGISTRATION RESPONSECODE=102

■ Test Case ID : WINNF.FT.D.DRG.4 ☐ NA

#	Test Execution Steps	Results	
1	<p>Ensure the following conditions are met for test entry:</p> <ul style="list-style-type: none"> DP has successfully completed SAS Discovery and Authentication with SAS Test Harness DP has successfully registered 2 CBSD with SAS Test Harness, each with <i>cbsdId</i>=Ci, i={1,2} DP has received a valid grant with <i>grantId</i> = Gi, i={1,2} for each CBSD Both CBSD are in Grant State AUTHORIZED and actively transmitting within the bounds of their grants. <p>Invoke trigger to deregister each UUT from the SAS Test Harness</p>	--	--
2	UUT may send a Relinquishment request and receives Relinquishment response with <i>responseCode</i> =0 for each CBSD	--	--
3	<p>Verify DP sends a Deregistration Request message for each CBSD. This may occur in a separate message per CBSD, or together in a single message with array of 2. Verify Deregistration Request message contains all required parameters properly formatted for each CBSD, specifically, for CBSDi:</p> <ul style="list-style-type: none"> <i>cbsdId</i> = Ci 	--	--
4	<p>If a separate Deregistration Request message was sent for each CBSD by the DP, the SAS Test Harness shall respond to each request message with a separate response message.</p> <p>If a single Deregistration Request message was sent by the DP containing a 2-object array (one per CBSD), the SAS Test Harness shall respond with a single Response message containing a 2-object array.</p> <p>Parameters for each CBSD within the Deregistration Response shall be as follows:</p> <ul style="list-style-type: none"> No <i>cbsdId</i> in either response <i>responseCode</i> = 102 	--	--
5	After completion of step 3, SAS Test Harness will not provide any positive response (<i>responseCode</i> =0) to further request messages from the UUT.	--	--
6	<p>Monitor the RF output of each UUT from start of test until 60 seconds after Step 4 is complete. This is the end of the test. Verify:</p> <ul style="list-style-type: none"> UUT stopped RF transmission at any time between triggering the deregistration and either A OR B occurs: <p>A. UUT sending a Registration Request message, as this is not mandatory</p> <p>B. UUT sending a Deregistration Request message</p>	<input checked="" type="checkbox"/> Pass	<input type="checkbox"/> Fail

4.6.5.3 DEREGISTRATION RESPONSECODE=103

☒ Test Case ID : WINNF.FT.C.DRG.5
 ☐ NA

#	Test Execution Steps	Results	
1	Ensure the following conditions are met for test entry: <ul style="list-style-type: none"> UUT has successfully completed SAS Discovery and Authentication with SAS Test Harness UUT has successfully registered with SAS Test Harness, with <code>cbsdId=C</code> UUT has received a valid grant with <code>grantId = G</code> UUT is in Grant State AUTHORIZED and is actively transmitting within the bounds of its grant. Invoke trigger to deregister each UUT from the SAS Test Harness	--	--
2	UUT may send a Relinquishment request and receives Relinquishment response with <code>responseCode=0</code>	--	--
3	UUT sends Deregistration Request to SAS Test Harness with <code>cbsdId = C</code>	--	--
4	The SAS Test Harness sends the Deregistration Response Message to UUT with: <ul style="list-style-type: none"> No <code>cbsdId</code> <code>responseCode = 103</code> 	--	--
5	After completion of step 3, SAS Test Harness will not provide any positive response (<code>responseCode=0</code>) to further request messages from the UUT.	--	--
6	Monitor the RF output of each UUT from start of test until 60 seconds after Step 4 is complete. This is the end of the test. Verify: <ul style="list-style-type: none"> UUT stopped RF transmission at any time between triggering the deregistration and either A OR B occurs: <ul style="list-style-type: none"> A. UUT sending a Registration Request message, as this is not mandatory B. UUT sending a Deregistration Request message 	<input checked="" type="checkbox"/> Pass	<input type="checkbox"/> Fail

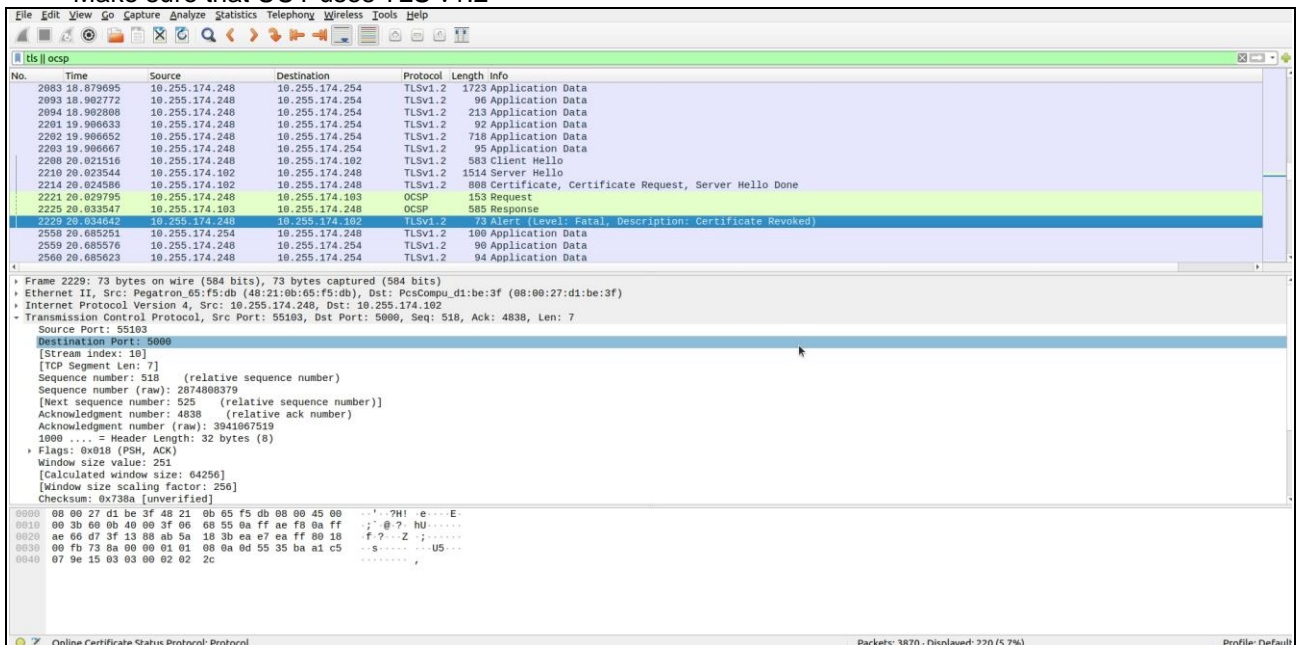
4.6.6.2 TLS failure due to revoked certificate

Test Case ID : WINNF.FT.C.SCS.2 ☐ NA

#	Test Execution Steps	Results	
1	<ul style="list-style-type: none"> UUT shall start CBSD-SAS communication with the security procedures 	<input checked="" type="checkbox"/> Pass	<input type="checkbox"/> Fail
2	<ul style="list-style-type: none"> Make sure that UUT uses TLS v1.2 for security establishment. Make sure UUT selects the correct cipher suite. UUT shall use CRL or OCSP to verify the validity of the server certificate. Make sure that Mutual authentication does not happen between UUT and the SAS Test Harness. 	<input checked="" type="checkbox"/> Pass	<input type="checkbox"/> Fail
3	UUT may retry for the security procedure which shall fail.	<input checked="" type="checkbox"/> Pass	<input type="checkbox"/> Fail
4	SAS Test-Harness shall not receive any Registration request or any application data.	--	--
5	Monitor the RF output of the UUT from start of test until 60 seconds after Step 3 is complete. This is the end of the test. Verify: <ul style="list-style-type: none"> UUT shall not transmit RF 	<input checked="" type="checkbox"/> Pass	<input type="checkbox"/> Fail

Wireshark Capture Example for Test Case :

- Make sure that UUT uses TLS v1.2



The screenshot shows a Wireshark capture of a TLS session. The packet list on the left shows various TLS messages including Application Data, Client Hello, Server Hello, Certificate, Certificate Request, and OCSP. Frame 2229 is highlighted, showing a TLS Alert (Level: Fatal, Description: Certificate Revoked). The packet details pane on the right shows the structure of the alert, including the sequence number, acknowledgment number, and flags. The packet bytes pane at the bottom shows the raw data of the alert.

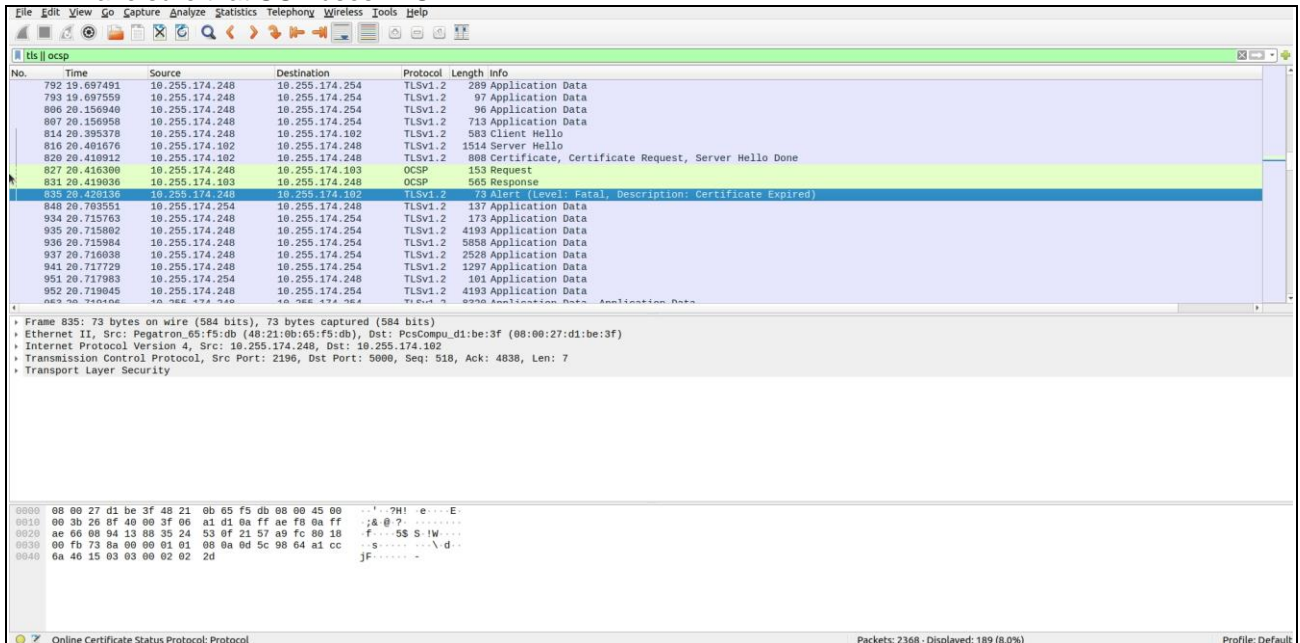
4.6.6.3 TLS failure due to expired server certificate

■ Test Case ID : WINNF.FT.C.SCS.3 ☐ NA

#	Test Execution Steps	Results	
1	● UUT shall start CBSD-SAS communication with the security procedures	<input checked="" type="checkbox"/> Pass	<input type="checkbox"/> Fail
2	<ul style="list-style-type: none"> ● Make sure that UUT uses TLS v1.2 for security establishment. ● Make sure UUT selects the correct cipher suite. ● UUT shall use CRL or OCSP to verify the validity of the server certificate. ● Make sure that Mutual authentication does not happen between UUT and the SAS Test Harness. 	<input checked="" type="checkbox"/> Pass	<input type="checkbox"/> Fail
3	UUT may retry for the security procedure which shall fail.	<input checked="" type="checkbox"/> Pass	<input type="checkbox"/> Fail
4	SAS Test-Harness shall not receive any Registration request or any application data.	--	--
5	Monitor the RF output of the UUT from start of test until 60 seconds after Step 3 is complete. This is the end of the test. Verify: <ul style="list-style-type: none"> ● UUT shall not transmit RF 	<input checked="" type="checkbox"/> Pass	<input type="checkbox"/> Fail

Wireshark Capture Example for Test Case :

- Make sure that UUT uses TLS v1.2



The screenshot shows a Wireshark capture of a TLS session. The packet list on the left highlights packet 835, which is a TLS Alert (Level: Fatal, Description: Certificate Expired). The packet details pane on the right shows the structure of the alert packet, including the alert type and description. The packet bytes pane at the bottom shows the raw data of the alert packet.

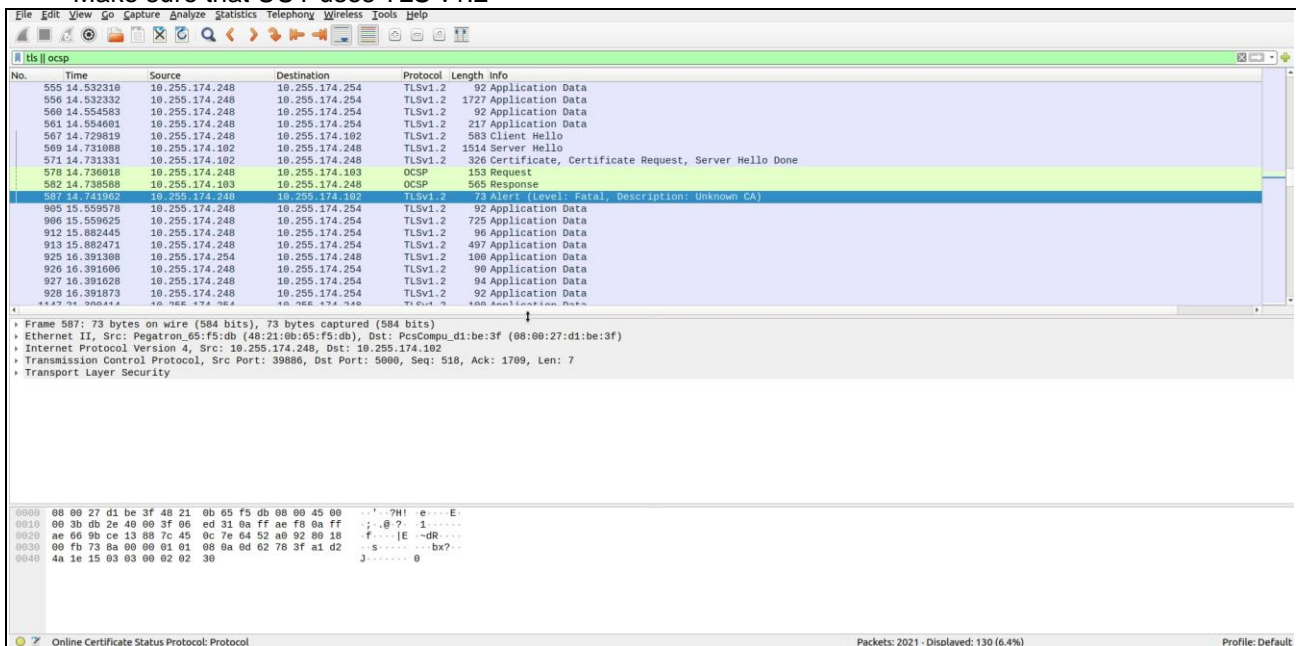
4.6.6.4 TLS failure when SAS Test Harness certificate is issued by an unknown CA

Test Case ID : WINNF.FT.C.SCS.4 ☐ NA

#	Test Execution Steps	Results	
1	● UUT shall start CBSD-SAS communication with the security procedures	<input checked="" type="checkbox"/> Pass	<input type="checkbox"/> Fail
2	● Make sure that UUT uses TLS v1.2 for security establishment. ● Make sure UUT selects the correct cipher suite. ● UUT shall use CRL or OCSP to verify the validity of the server certificate ● Make sure that Mutual authentication does not happen between UUT and the SAS Test Harness.	<input checked="" type="checkbox"/> Pass	<input type="checkbox"/> Fail
3	UUT may retry for the security procedure which shall fail.	<input checked="" type="checkbox"/> Pass	<input type="checkbox"/> Fail
4	SAS Test-Harness shall not receive any Registration request or any application data.	--	--
5	Monitor the RF output of the UUT from start of test until 60 seconds after Step 3 is complete. This is the end of the test. Verify: ● UUT shall not transmit RF	<input checked="" type="checkbox"/> Pass	<input type="checkbox"/> Fail

Wireshark Capture Example for Test Case :

- Make sure that UUT uses TLS v1.2



Wireshark capture example showing a TLS failure. The packet list shows a TLSv1.2 565 Response from 10.255.174.248 to 10.255.174.102. The packet details show a fatal error: 'Fatal, Description: Unknown CA'. The packet bytes show the raw data.

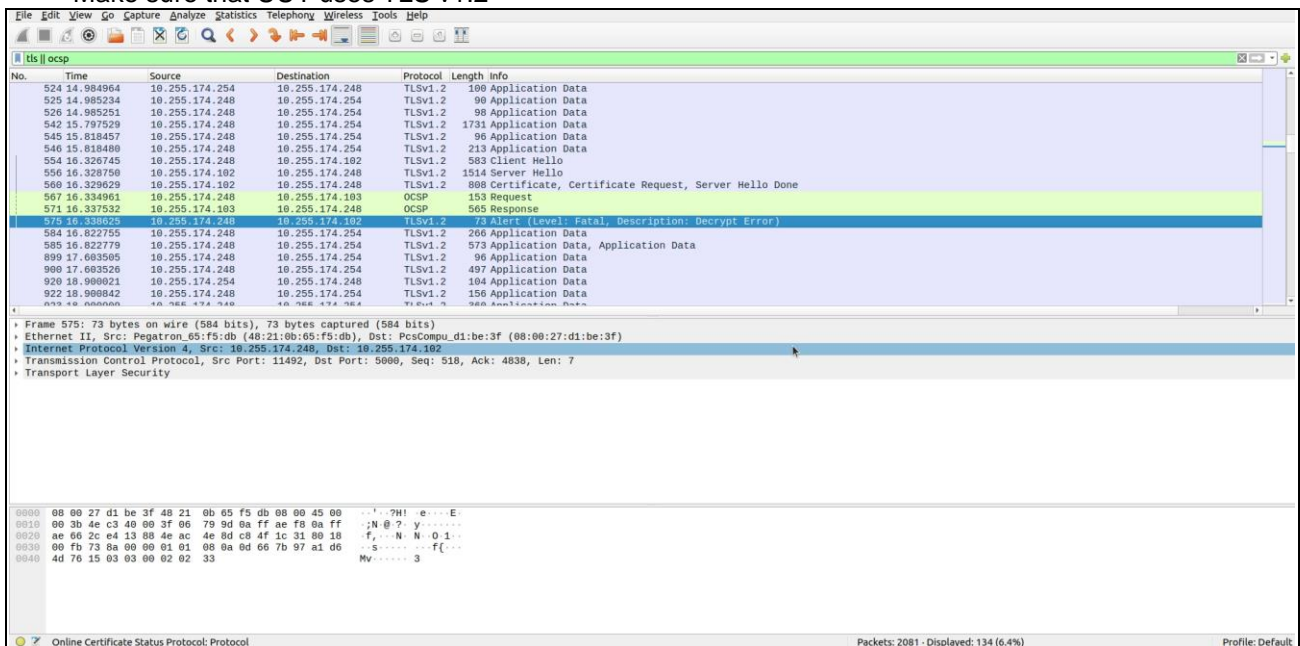
4.6.6.5 TLS failure when certificate at the SAS Test Harness is corrupted

Test Case ID : WINNF.FT.C.SCS.5 ☐ NA

#	Test Execution Steps	Results	
1	<ul style="list-style-type: none"> ● UUT shall start CBSD-SAS communication with the security procedures 	<input checked="" type="checkbox"/> Pass	<input type="checkbox"/> Fail
2	<ul style="list-style-type: none"> ● Make sure that UUT uses TLS v1.2 for security establishment. ● Make sure UUT selects the correct cipher suite. ● UUT shall use CRL or OCSP to verify the validity of the server certificate ● Make sure that Mutual authentication does not happen between UUT and the SAS Test Harness. 	<input checked="" type="checkbox"/> Pass	<input type="checkbox"/> Fail
3	UUT may retry for the security procedure which shall fail.	<input checked="" type="checkbox"/> Pass	<input type="checkbox"/> Fail
4	SAS Test-Harness shall not receive any Registration request or any application data.	--	--
5	Monitor the RF output of the UUT from start of test until 60 seconds after Step 3 is complete. This is the end of the test. Verify: <ul style="list-style-type: none"> ● UUT shall not transmit RF 	<input checked="" type="checkbox"/> Pass	<input type="checkbox"/> Fail

Wireshark Capture Example for Test Case :

- Make sure that UUT uses TLS v1.2



The screenshot shows a Wireshark capture of a TLS session. The packet list on the left shows various TLS messages, including Client Hello, Server Hello, Certificate, and Application Data. Frame 575 is highlighted, showing a TLS Alert (Level: Fatal, Description: Decrypt Error). The packet details pane on the right shows the alert structure. The packet bytes pane at the bottom shows the raw data of the alert.

4.6.7 CBSD RF Power Measurement

4.6.7.1 WINNF.PT.C.HBT.1

■ Test Case ID : WINNF.PT.C.HBT.1 □ NA

#	Test Execution Steps	Results	
1	<p>Ensure the following conditions are met for test entry:</p> <ul style="list-style-type: none"> ● UUT has successfully completed SAS Discovery and Authentication with the SAS Test Harness ● UUT has registered with the SAS, with CBSD ID = C ● UUT has a single valid grant G with parameters {lowFrequency = FL, highFrequency = FH, maxEirp = Pi}, with grant in AUTHORIZED state, and grantExpireTime set to a value far past the duration of this test case <p><i>Note: in order for the UUT to request a grant with the parameters {lowFrequency, highFrequency, maxEirp}, the SAS Test Harness may need to provide appropriate guidance in the availableChannel object of the spectrumInquiry response message, and the operationParam object of the grant response message. Alternately, the UUT vendor may provide the ability to set those parameters on the UUT so that the UUT will request a grant with those parameters</i></p>	--	--
2	<p>UUT and SAS Test Harness perform a series of Heartbeat Request/Response cycles, which continues until the other test steps are complete. Messaging for each cycle is as follows:</p> <ul style="list-style-type: none"> ● UUT sends Heartbeat Request, including: <ul style="list-style-type: none"> ○ cbsdId = C ○ grantId = G ● SAS Test Harness responds with Heartbeat Response, including: <ul style="list-style-type: none"> ○ cbsdId = C ○ grantId = G ○ transmitExpireTime = current UTC time + 200 seconds ○ responseCode = 0 	--	--
3	<p>Tester performs power measurement on RF interface(s) of UUT, and verifies it complies with the maxEirp setting, Pi. The RF measurement method is out of scope of this document, but may include additional configuration of the UUT, as required, to fulfill the requirements of the power measurement method.</p> <p><i>Note: it may be required for the vendor to provide a method or configuration to bring the UUT to a mode which is required by the measurement methodology. Any such mode is vendor-specific and depends upon UUT behavior and the measurement methodology.</i></p>	<input checked="" type="checkbox"/> Pass	<input type="checkbox"/> Fail

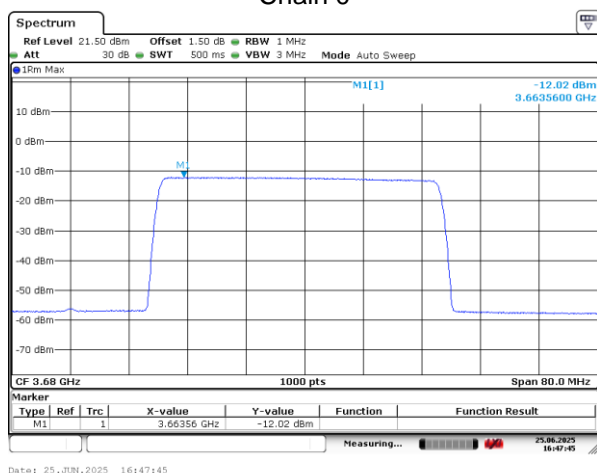
RF measurement plot for Test Case :

- Tester performs power measurement on RF interface(s) of UUT, and verifies it complies with the maxEirp setting, Pi. The RF measurement method is out of scope of this document, but may include additional configuration of the UUT, as required, to fulfill the requirements of the power measurement method.

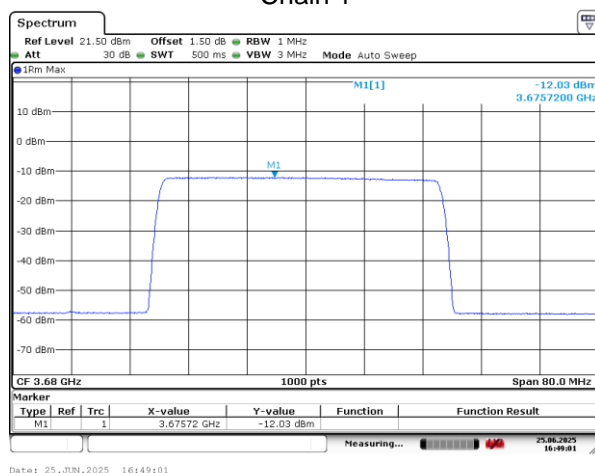
Channel	Freq. (MHz)	40MHz						Limit	Pass / Fail
		Conducted Power Density (dBm/MHz)				Gain(dBi)	8.00		
		Chain 0	Chain 1	Chain 2	Chain 3	Total	EIRP (dBm/MHz)	maxEirp(dBm)=Pi	
Middle	3680	-12.02	-12.03	-13.77	-12.62	-6.53	1.47	2.0	Pass
Middle	3680	-2.95	-2.91	-4.75	-3.50	2.55	10.55	11.0	Pass
Middle	3680	5.95	5.51	4.38	5.37	11.36	19.36	20.0	Pass

maxEirp = 2 dBm/MHz

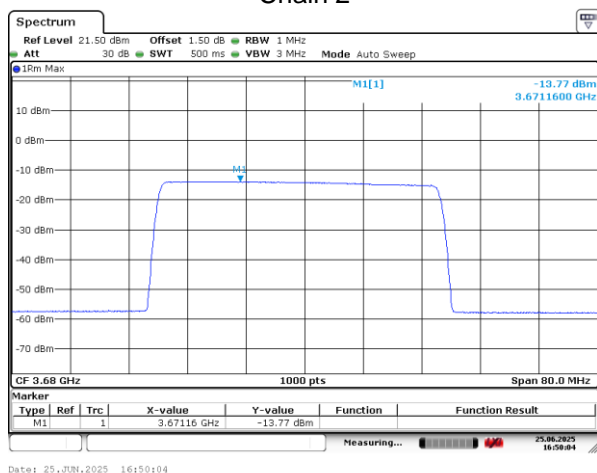
Chain 0



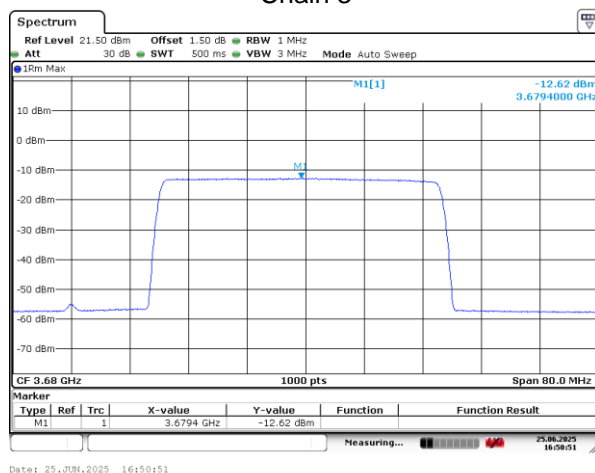
Chain 1



Chain 2

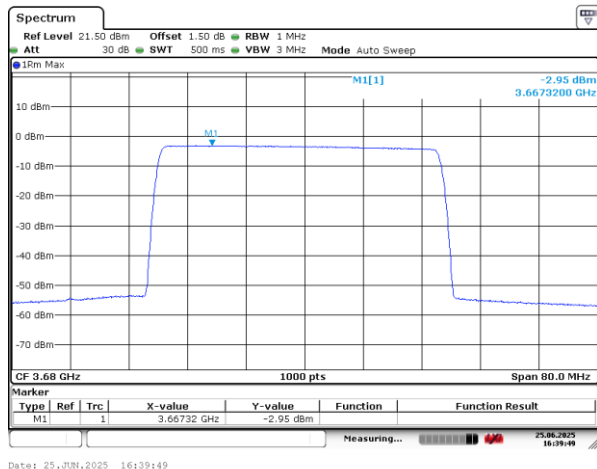


Chain 3

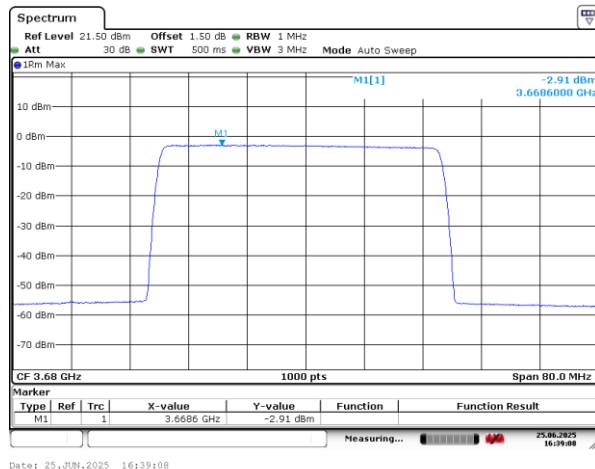


maxEirp = 11 dBm/MHz

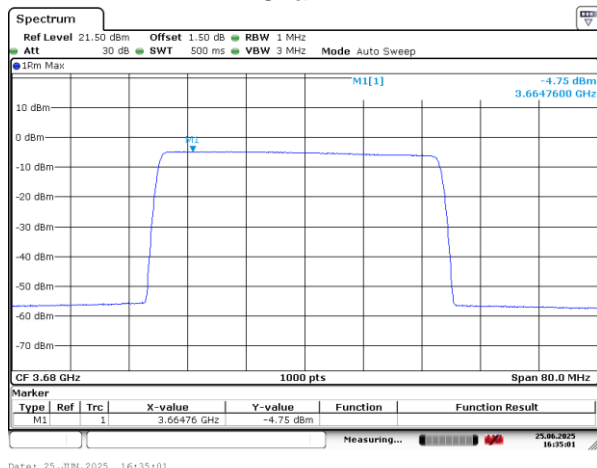
Chain 0



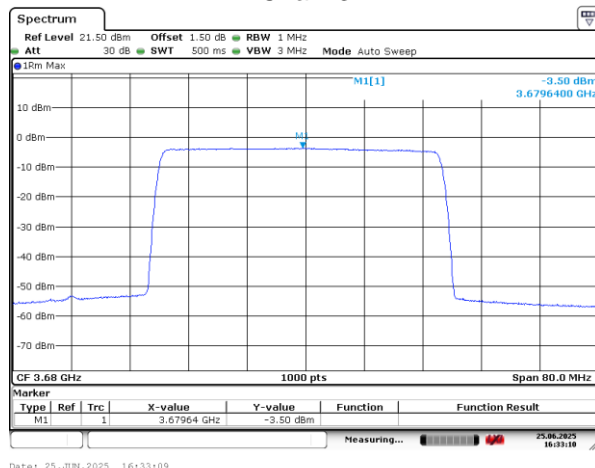
Chain 1



Chain 2

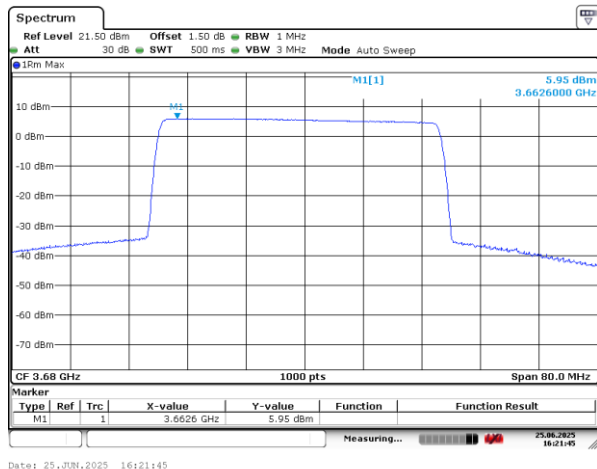


Chain 3

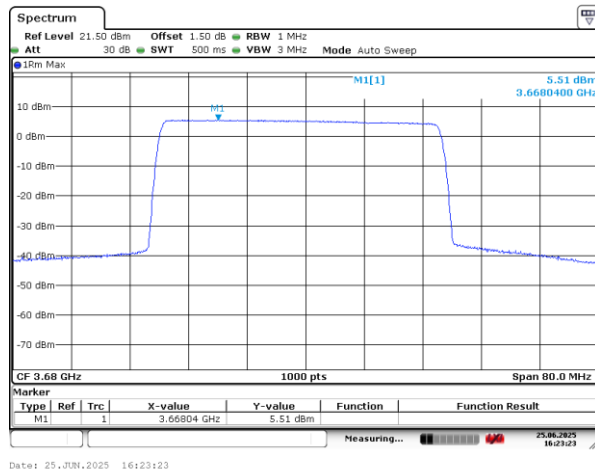


maxEirp = 20 dBm/MHz

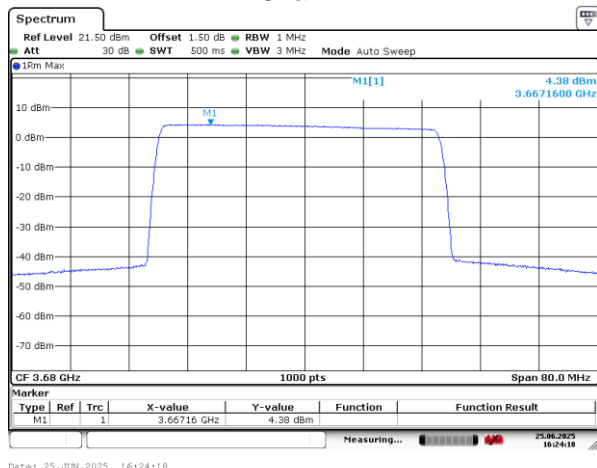
Chain 0



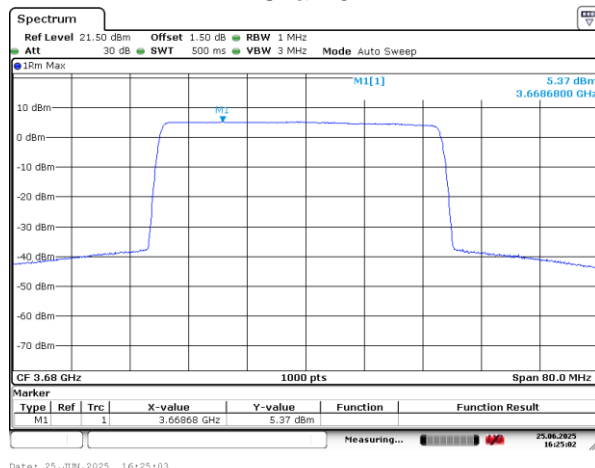
Chain 1



Chain 2



Chain 3



5 Pictures of Test Arrangements

Please refer to the attached file (Test Setup Photo).

6 WinnForum Logs

Please refer to the attached file (Test Logs).

Appendix – Information of the Testing Laboratories

We, Bureau Veritas Consumer Products Services (H.K.) Ltd., Taoyuan Branch, were founded in 1988 to provide our best service in EMC, Radio, Telecom and Safety consultation. Our laboratories are accredited and approved according to ISO/IEC 17025.

If you have any comments, please feel free to contact us at the following:

Lin Kou EMC/RF Lab

Tel: 886-2-26052180

Fax: 886-2-26051924

Hsin Chu EMC/RF/Telecom Lab

Tel: 886-3-6668565

Fax: 886-3-6668323

Hwa Ya EMC/RF/Safety Lab

Tel: 886-3-3183232

Fax: 886-3-3270892

Email: service.adt@bureauveritas.com

Web Site: <http://ee.bureauveritas.com.tw>

The address and road map of all our labs can be found in our web site also.

--- END ---