

User guide

1. 1. Description:

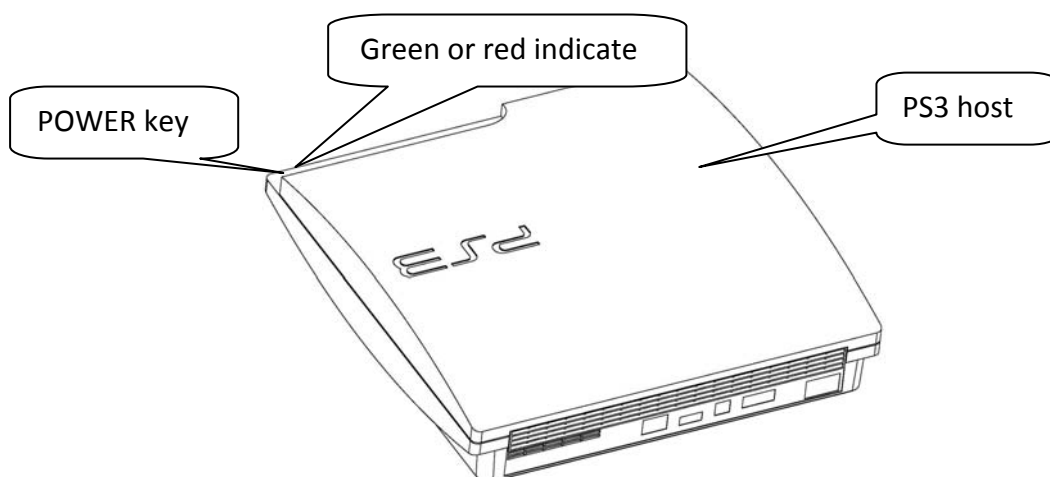
This product is a PS3 Bluetooth headset for PS3 host accessories. in PS3 host can implement man-machine dialogue, through the headphones are also available through the Internet, PS3 host voice more Earth add fun games and networks.

The wireless distance may amount to 8-10 mete.

1. 2. Use method:

1.2.1 PS3 controller and PS3 host (picture 1) connect:

The PS3 host and TV link good, adjust the TV video. in accordance with the PS3 host switch machine press-on, led indicates a green; use PS3 controller (picture 2) control, set the PS3 controller USB cord and PS3 host connections, by PS PS3 controller keys. using boot PS3 master operations.



picture 1



picture 2

1.2.1.1 PS3 host Bluetooth option (picture 3/4):



picture 3




picture 4

1.2.1.2 PS3 host and headphone connect:

Press and hold the headset with your finger (picture 5) universal key for 5 seconds, you see a red and green LED glitter release finger (picture 6), this headset for search status;



picture 5

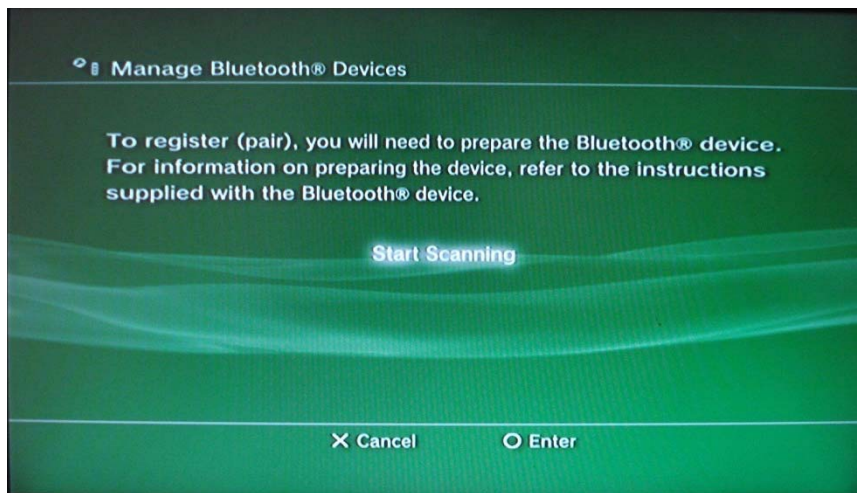


picture 6

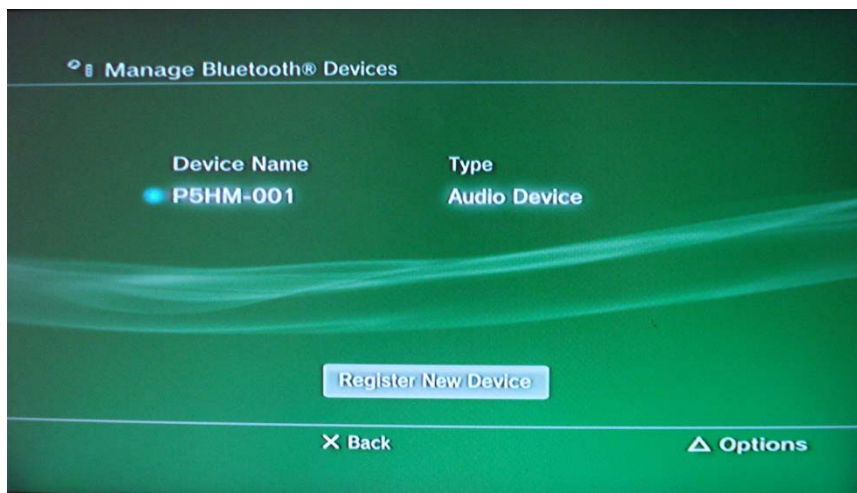
Start the HOST Bluetooth Locators (picture 7/8), search for Bluetooth devices around the; HOST search to "P5HM-001" (picture 9) and choose the "connect" operation.



picture 7

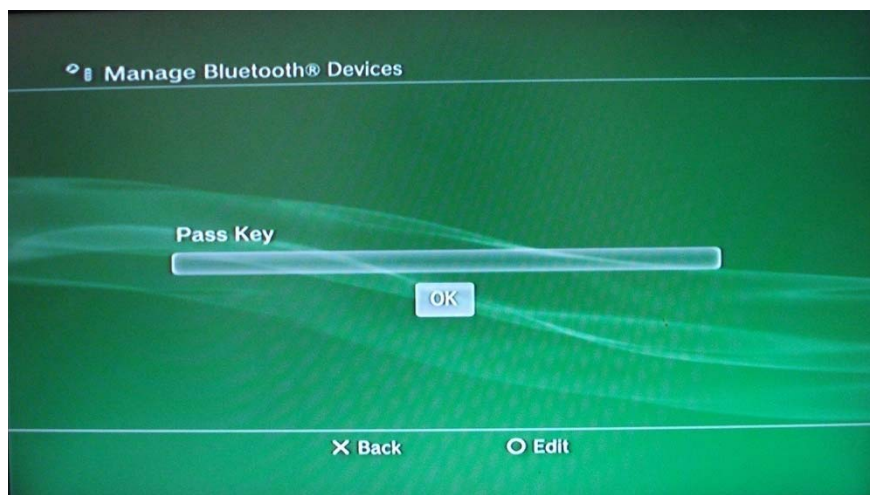


picture 8



picture 9

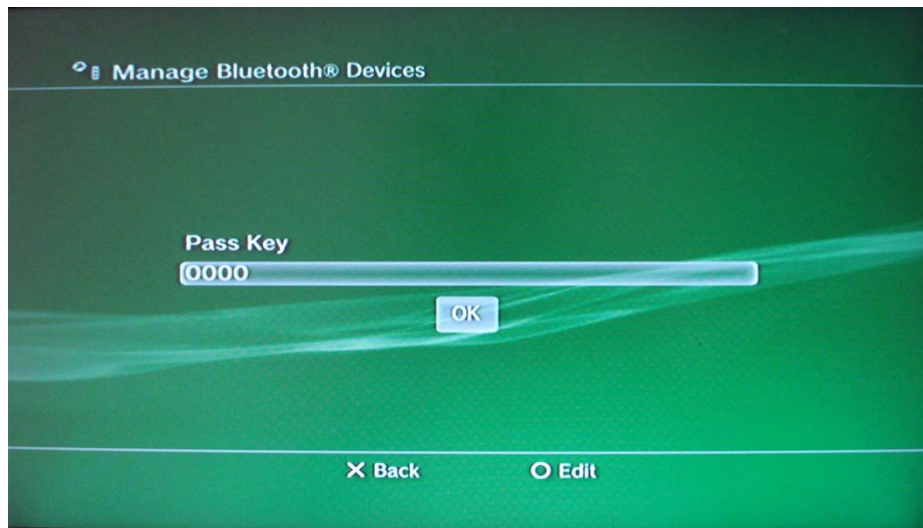
Please enter the password when the line "0000" (picture 10/11/12);



Picture10

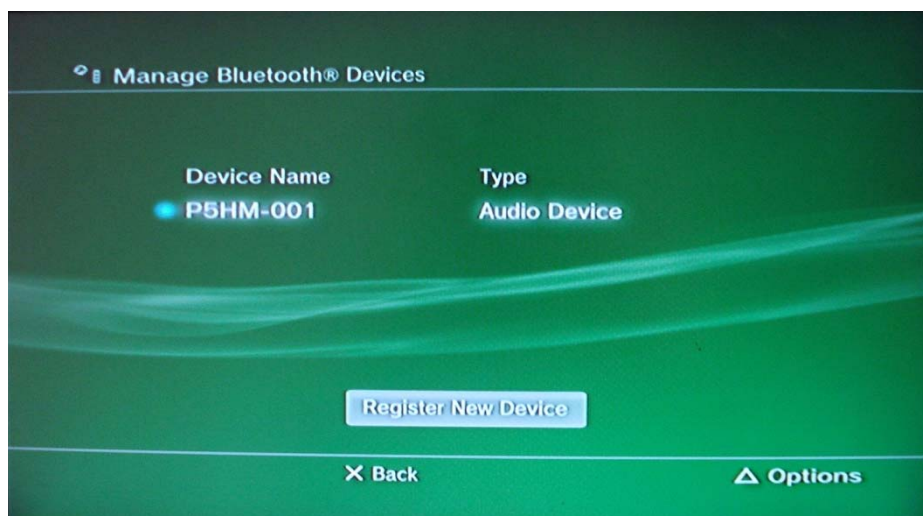


Picture11



Picture12

Headset and PS3 host connection is complete, as shown in the following image (picture 13).



Picture13

Headset and PS3 host connect is finished, quit the Bluetooth settings, enter "Audio device settings" (picture 14).



picture 14

Enter "Audio device settings" (picture 15). At this point by speaking to hear his voice.



picture 15

Testing, by regulating the headset on the side of "+" button, you can make sound volume up; adjust the "-" button, you can make sound volume down (picture 16);



picture 16

1.2.3 Shut down:

Press and hold the headset with your finger (picture 5) universal key for 5 seconds, you see a red and green LED is off, release your finger, this phenomenon has shut down.

1.2.4 battery charging:

The matching USB cable into the headset, the other end into the PS3 host USB socket, at this point see universal key in red indicate that, when the battery is fully charged, the universal key become green indicates.

1. 3. Headset finished product (picture 17):



picture 17

FCC Note:

This device complies with Part 15 of the FCC Rules. Operation is subject to the following two conditions: (1) this device may not cause harmful interference, and (2) this device must accept any interference received, including interference that may cause undesired operation.

The manufacturer is not responsible for any radio or TV interference caused by unauthorized modifications to this equipment. Such modifications could void the user's authority to operate the equipment.