



STC Test Report

Date: 2017-02-13
No.: DM126406

Page 1 of 35

Applicant: Alpha Telecom, Inc. USA
1362 Borregas Ave., Sunnyvale, CA94089 USA

Manufacturer: LINKHIGH INTERNATIONAL LIMITED
4F/4 Dong, Shi Tuo Ling He Ping Ind , Chang Yong Rd
Long Hua Street, Shenzhen, China 518109

Description of Sample(s): Submitted sample(s) said to be
Product: Presence Entry Sensor
Brand Name: N/A
Model Number: DW00106000
FCC ID: VTQDW00106000

Date Sample(s) Received: 2017-01-16

Date Tested: 2017-01-19 to 2017-01-26

Investigation Requested: Perform ElectroMagnetic Interference measurement in accordance with FCC 47CFR [Codes of Federal Regulations] Part 15: 2015 and ANSI C63.10:2013 for FCC Certification.

Conclusion(s): The submitted product COMPLIED with the requirements of Federal Communications Commission [FCC] Rules and Regulations Part 15. The tests were performed in accordance with the standards described above and on Section 2.2 in this Test Report.

Remark(s): For additional model(s) details, see page 3.


LONG Yun Jian, Along
Authorized Signatory
ElectroMagnetic Compatibility Department
For and on behalf of
STC (Dongguan) Company Limited



STC (Dongguan) Company Limited

68 Fumin Nan Road, Dalang, Dongguan, China. (Zip Code : 523 770)
Tel : (86 769) 8111 9888 Fax : (86 769) 8111 6222 E-mail : dgstc@dgstc.org Homepage : www.dgstc.org

This report shall not be reproduced unless with prior written approval from STC (Dongguan) Company Limited.
For Conditions of Issuance of this test report, please refer to the overleaf or Homepage.



STC Test Report

Date: 2017-02-13

No.: DM126406

Page 2 of 35

CONTENT:

Cover	Page 1 of 35
Content	Page 2 of 35
<u>1.0</u> <u>General Details</u>	
1.1 Test Laboratory	Page 3 of 35
1.2 Equipment Under Test [EUT] Description of EUT operation	Page 3 of 35
1.3 Date of Order	Page 3 of 35
1.4 Submitted Sample(s)	Page 3 of 35
1.5 Test Duration	Page 3 of 35
1.6 Country of Origin	Page 3 of 35
<u>2.0</u> <u>Technical Details</u>	
2.1 Investigations Requested	Page 4 of 35
2.2 Test Standards and Results Summary	Page 4 of 35
<u>3.0</u> <u>Test Results</u>	
3.1 Emission	Page 5-31 of 35
<u>Appendix A</u>	
List of Measurement Equipment	Page 32 of 35
<u>Appendix B</u>	
Photographs of EUT	Page 33-35 of 35

STC (Dongguan) Company Limited

68 Fumin Nan Road, Dalang, Dongguan, China. (Zip Code : 523 770)
Tel : (86 769) 8111 9888 Fax : (86 769) 8111 6222 E-mail : dgstc@dgstc.org Homepage : www.dgstc.org

This report shall not be reproduced unless with prior written approval from STC (Dongguan) Company Limited.
For Conditions of Issuance of this test report, please refer to the overleaf or Homepage.



STC Test Report

Date: 2017-02-13

Page 3 of 35

No.: DM126406

1.0 General Details

1.1 Test Laboratory

STC (Dongguan) Company Limited
EMC Laboratory
68 Fumin Nan Road, Dalang, Dongguan, Guangdong, China

Telephone: (86 769) 81119888
Fax: (86 769) 81116222

1.2 Equipment Under Test [EUT] Description of Sample(s)

Product: Presence Entry Sensor
Additional Product: Presence Touch Sensor
Manufacturer: LINKHIGH INTERNATIONAL LIMITED
4F/4 Dong, Shi Tuo Ling He Ping Ind , Chang Yong Rd Long
Hua Street, Shenzhen, China 518109
Brand Name: N/A
Model Number: DW00106000
Additional Model Number: MV00106000
Rating: 3.0Vd.c. (CR2032 battery x 1)

1.2.1 Description of EUT Operation

The Equipment Under Test (EUT) is a Presence Entry Sensor of Alpha Telecom, Inc. USA. the transmission signal is digital modulated with channel frequency range 2405-2475MHz.

1.3 Date of Order

2017-01-16

1.4 Submitted Sample(s):

1 Sample

1.5 Test Duration

2017-01-19 to 2017-01-26

1.6 Country of Origin

China

STC (Dongguan) Company Limited

68 Fumin Nan Road, Dalang, Dongguan, China. (Zip Code : 523 770)
Tel : (86 769) 8111 9888 Fax : (86 769) 8111 6222 E-mail : dgstc@dgstc.org Homepage : www.dgstc.org

This report shall not be reproduced unless with prior written approval from STC (Dongguan) Company Limited.
For Conditions of Issuance of this test report, please refer to the overleaf or Homepage.



STC Test Report

Date: 2017-02-13
No.: DM126406

Page 4 of 35

2.0 Technical Details

2.1 Investigations Requested

Perform Electromagnetic Interference measurements in accordance with FCC 47CFR [Codes of Federal Regulations] Part 15: 2015 Regulations and ANSI C63.10:2013 for FCC Certification.
The device was realized by test software.

2.2 Test Standards and Results Summary Tables

EMISSION Results Summary						
Test Condition	Test Requirement	Test Method	Class / Severity	Test Result		
				Pass	Fail	N/A
Output Power of Fundamental Emissions	FCC 47CFR 15.247(b)(3)	ANSI C63.10:2013	N/A	<input checked="" type="checkbox"/>	<input type="checkbox"/>	<input type="checkbox"/>
Radiated Emissions	FCC 47CFR 15.209	ANSI C63.10:2013	N/A	<input checked="" type="checkbox"/>	<input type="checkbox"/>	<input type="checkbox"/>
Conducted Emissions	FCC 47CFR 15.207	ANSI C63.10:2013	N/A	<input type="checkbox"/>	<input type="checkbox"/>	<input checked="" type="checkbox"/>
Power Spectral Density	FCC 47CFR 15.247(e)	ANSI C63.10:2013	N/A	<input checked="" type="checkbox"/>	<input type="checkbox"/>	<input type="checkbox"/>
6dB Bandwidth	FCC 47CFR 15.247(a)(2)	ANSI C63.10:2013	N/A	<input checked="" type="checkbox"/>	<input type="checkbox"/>	<input type="checkbox"/>
Band Edge Emissions	FCC 47CFR 15.247(d)	ANSI C63.10:2013	N/A	<input checked="" type="checkbox"/>	<input type="checkbox"/>	<input type="checkbox"/>
RF Exposure	FCC 47CFR 15.247(i)	N/A	N/A	<input checked="" type="checkbox"/>	<input type="checkbox"/>	<input type="checkbox"/>

Note: N/A - Not Applicable

STC (Dongguan) Company Limited

68 Fumin Nan Road, Dalang, Dongguan, China. (Zip Code : 523 770)
Tel : (86 769) 8111 9888 Fax : (86 769) 8111 6222 E-mail : dgstc@dgstc.org Homepage : www.dgstc.org

This report shall not be reproduced unless with prior written approval from STC (Dongguan) Company Limited.
For Conditions of Issuance of this test report, please refer to the overleaf or Homepage.



STC Test Report

Date: 2017-02-13
No.: DM126406

Page 5 of 35

3.0 Test Results

3.1 Emission

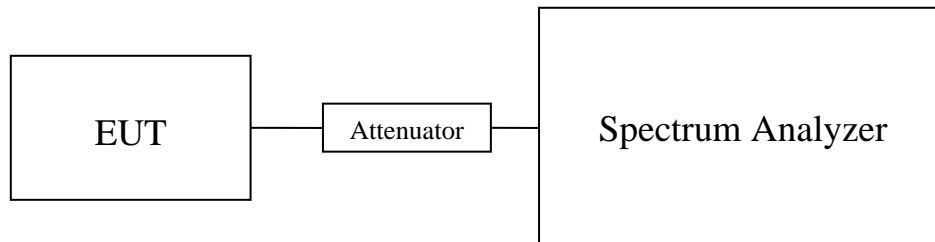
3.1.1 Maximum Peak Output Power

Test Requirement:	FCC 47CFR 15.247(b)(3)
Test Method:	N/A
Test Date:	2017-01-23
Mode of Operation:	TX mode

Test Method:

The RF output of the EUT was connected to the peak power meter. All the attenuation or cable loss will be added to the measured maximum output power. The results are recorded in mW.

Test Setup:



Note: a temporary antenna connector was soldered to the RF output.

STC (Dongguan) Company Limited

68 Fumin Nan Road, Dalang, Dongguan, China. (Zip Code : 523 770)
Tel : (86 769) 8111 9888 Fax : (86 769) 8111 6222 E-mail : dgstc@dgstc.org Homepage : www.dgstc.org

This report shall not be reproduced unless with prior written approval from STC (Dongguan) Company Limited.
For Conditions of Issuance of this test report, please refer to the overleaf or Homepage.



STC Test Report

Date: 2017-02-13

Page 6 of 35

No.: DM126406

Limits for Peak Output Power of Fundamental & Harmonics Emissions [FCC 47CFR 15.247]:

For Digital Transmission systems in 2400-2483.5 MHz Band: 1 Watt (30dBm)

Results of Tx Mode Pi/4 QPSK (2405MHz to 2475MHz) : Pass (TX Unit)		
Maximum conducted output power		
Channel	Frequency(MHz)	Output Power(Watt)
Low	2405	0.070958
Middle	2440	0.069502
High	2475	0.065766

Calculated measurement uncertainty : 30MHz to 1GHz 1.7dB
1GHz to 26GHz 1.7dB

STC (Dongguan) Company Limited

68 Fumin Nan Road, Dalang, Dongguan, China. (Zip Code : 523 770)
Tel : (86 769) 8111 9888 Fax : (86 769) 8111 6222 E-mail : dgstc@dgstc.org Homepage : www.dgstc.org

This report shall not be reproduced unless with prior written approval from STC (Dongguan) Company Limited.
For Conditions of Issuance of this test report, please refer to the overleaf or Homepage.



STC Test Report

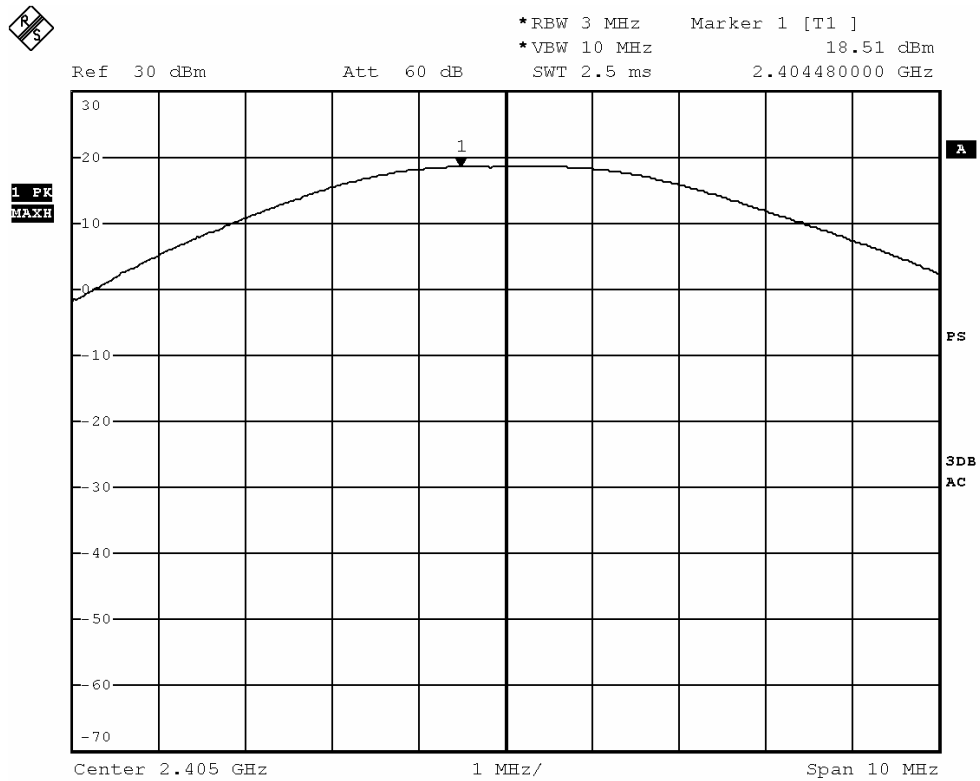
Date: 2017-02-13

Page 7 of 35

No.: DM126406

Test plot of Maximum Peak Conducted Output Power :

TX mode (2405MHz)



STC (Dongguan) Company Limited

68 Fumin Nan Road, Dalang, Dongguan, China. (Zip Code : 523 770)
Tel : (86 769) 8111 9888 Fax : (86 769) 8111 6222 E-mail : dgstc@dgstc.org Homepage : www.dgstc.org

This report shall not be reproduced unless with prior written approval from STC (Dongguan) Company Limited.
For Conditions of Issuance of this test report, please refer to the overleaf or Homepage.



STC Test Report

Date: 2017-02-13

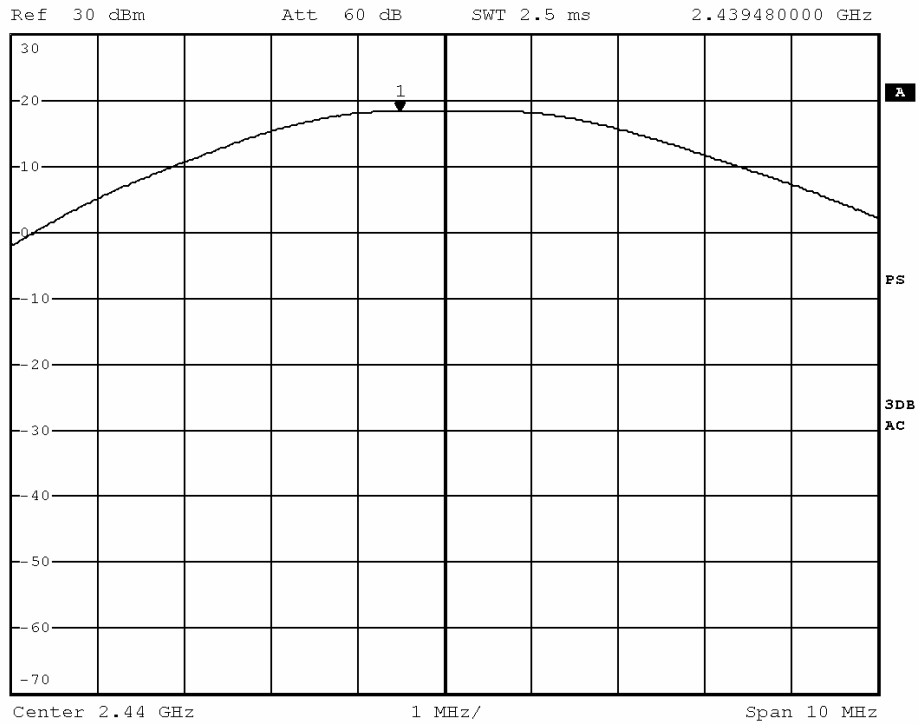
Page 8 of 35

No.: DM126406

TX mode (2440MHz)



*RBW 3 MHz Marker 1 [T1]
*VBW 10 MHz 18.42 dBm
SWT 2.5 ms 2.439480000 GHz



STC (Dongguan) Company Limited

68 Fumin Nan Road, Dalang, Dongguan, China. (Zip Code : 523 770)
Tel : (86 769) 8111 9888 Fax : (86 769) 8111 6222 E-mail : dgstc@dgstc.org Homepage : www.dgstc.org

This report shall not be reproduced unless with prior written approval from STC (Dongguan) Company Limited.
For Conditions of Issuance of this test report, please refer to the overleaf or Homepage.



STC Test Report

Date: 2017-02-13

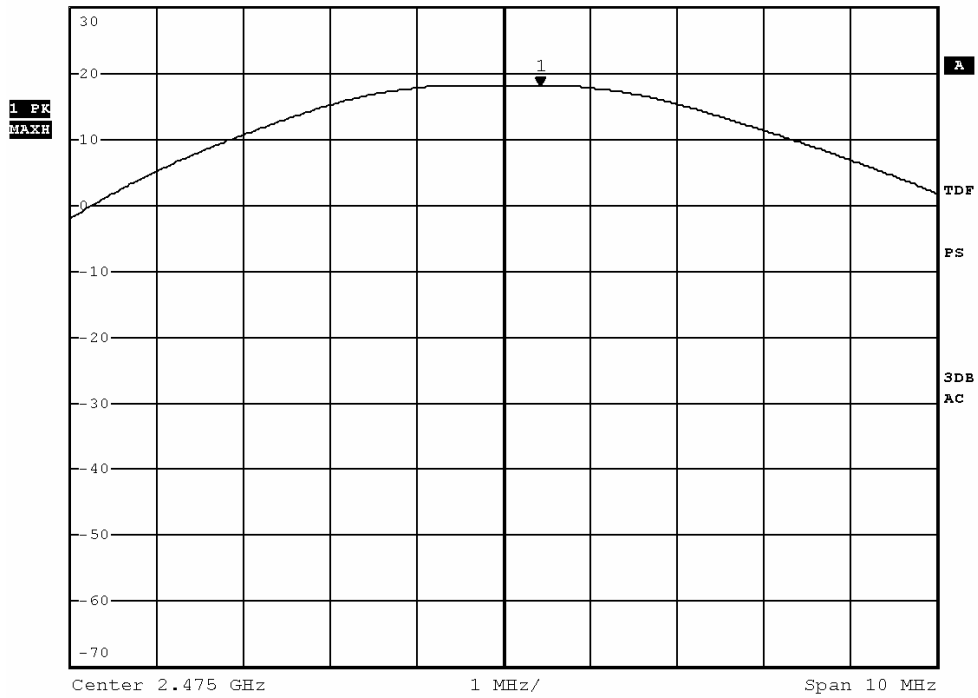
Page 9 of 35

No.: DM126406

TX mode (2475MHz)



*RBW 3 MHz Marker 1 [T1]
*VBW 10 MHz 18.18 dBm
Ref 30 dBm Att 60 dB SWT 2.5 ms 2.475420000 GHz



STC (Dongguan) Company Limited

68 Fumin Nan Road, Dalang, Dongguan, China. (Zip Code : 523 770)
Tel : (86 769) 8111 9888 Fax : (86 769) 8111 6222 E-mail : dgstc@dgstc.org Homepage : www.dgstc.org

This report shall not be reproduced unless with prior written approval from STC (Dongguan) Company Limited.
For Conditions of Issuance of this test report, please refer to the overleaf or Homepage.



STC Test Report

Date: 2017-02-13
No.: DM126406

Page 10 of 35

3.1.2 Radiated Emissions

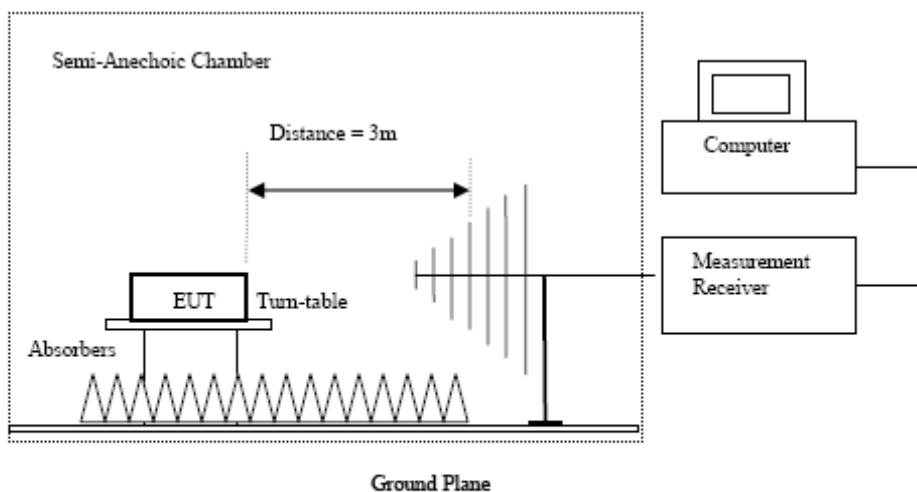
Test Requirement: FCC 47CFR 15.209
Test Method: ANSI C63.10:2013
Test Date: 2017-01-23
Mode of Operation: Tx mode

Test Method:

For emission measurements at or below 1 GHz, the sample was placed 0.8m above the ground plane of semi-anechoic Chamber*. For emission measurements above 1 GHz, the sample was placed 1.5m above the ground plane of semi-anechoic Chamber*. Measurements in both horizontal and vertical polarities were performed. During the test, each emission was maximized by: having the EUT continuously working, investigated all operating modes, rotated about all 3 axis (X, Y & Z) and considered typical configuration to obtain worst position, manipulating interconnecting cables, rotating turntable, varying antenna height from 1m to 4m in both horizontal and vertical polarizations. The emissions worst-case are shown in Test Results of the following pages.

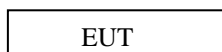
* Semi-anechoic chamber located on the STC (Dongguan) Company Ltd. 68 Fumin Nan Road, Dalang, Dongguan, Guangdong, PRC with a metal ground plane filed with the FCC pursuant to section 2.948 of the FCC rules, with Registration Number: 629686.

Test Setup:



- Absorbers placed on top of the ground plane are for measurements above 1000MHz only.
- Measurements between 30MHz to 1000MHz made with Bi-log antennas, above 1000MHz horn antennas are used, 9kHz to 30MHz loop antennas are used.

Block for Radiated emission:



STC (Dongguan) Company Limited

68 Fumin Nan Road, Dalang, Dongguan, China. (Zip Code : 523 770)
Tel : (86 769) 8111 9888 Fax : (86 769) 8111 6222 E-mail : dgstc@dgstc.org Homepage : www.dgstc.org

This report shall not be reproduced unless with prior written approval from STC (Dongguan) Company Limited.
For Conditions of Issuance of this test report, please refer to the overleaf or Homepage.



STC Test Report

Date: 2017-02-13

Page 11 of 35

No.: DM126406

Limits for Radiated Emissions [FCC 47 CFR 15.247 Class B]:

Frequency Range [MHz]	Quasi-Peak Limits [μ V/m]
0.009-0.490	2400/F (kHz)
0.490-1.705	24000/F (kHz)
1.705-30	30
30-88	100
88-216	150
216-960	200
Above960	500

The emission limits shown in the above table are based on measurement employing a CISPR quasi-peak detector and above 1000MHz are based on measurements employing an average detector.

Result of Tx mode (2405.0 MHz) (Pi/4 QPSK) (9kHz – 30MHz): Pass

Field Strength of Spurious Emissions Average Value						
Frequency MHz	Measured Level dB μ V	Correction Factor dB/m	Field Strength dB μ V/m	Field Strength dB μ V/m	Limit dB μ V/m	E-Field Polarity
Emissions detected are more than 20 dB below the FCC Limits						

Result of Tx mode (2405.0 MHz) (Pi/4 QPSK) (1GHz-26GHz): Pass

Field Strength of Spurious Emissions Peak Value						
Frequency MHz	Measured Level @3m dB μ V	Correction Factor dB/m	Field Strength dB μ V/m	Limit @3m dB μ V/m	Margin dB μ V/m	E-Field Polarity
4810.0	14.2	41.5	55.7	74.0	18.3	Vertical
4810.0	13.6	42.4	56.0	74.0	18.0	Horizontal
7215.0	13.6	45.1	58.7	74.0	15.3	Vertical
7215.0	11.6	46.2	57.8	74.0	16.2	Horizontal
9620.0	8.0	48	56.0	74.0	18.0	Vertical
9620.0	7.3	48.8	56.1	74.0	17.9	Horizontal
12025.0	5.0	51.5	56.5	74.0	17.5	Vertical
12025.0	3.8	52.4	56.2	74.0	17.8	Horizontal

STC (Dongguan) Company Limited

68 Fumin Nan Road, Dalang, Dongguan, China. (Zip Code : 523 770)
Tel : (86 769) 8111 9888 Fax : (86 769) 8111 6222 E-mail : dgstc@dgstc.org Homepage : www.dgstc.org

This report shall not be reproduced unless with prior written approval from STC (Dongguan) Company Limited.
For Conditions of Issuance of this test report, please refer to the overleaf or Homepage.



STC Test Report

Date: 2017-02-13

Page 12 of 35

No.: DM126406

Result of Tx mode (2405.0 MHz) (Pi/4 QPSK) ((1GHz-26GHz): Pass

Field Strength of Spurious Emissions						
Average Value						
Frequency MHz	Measured Level @3m dBuV	Correction Factor dB/m	Field Strength dBuV/m	Limit @3m dBuV/m	Margin dBuV/m	E-Field Polarity
4810.0	1.0	41.5	42.5	54.0	11.5	Vertical
4810.0	-0.3	42.4	42.1	54.0	11.9	Horizontal
7215.0	3.2	45.1	48.3	54.0	5.7	Vertical
7215.0	1.4	46.2	47.6	54.0	6.4	Horizontal
9620.0	-1.9	48	46.1	54.0	7.9	Vertical
9620.0	-2.8	48.8	46.0	54.0	8.0	Horizontal
12025.0	-6.8	51.5	44.7	54.0	9.3	Vertical
12025.0	-9.0	52.4	43.4	54.0	10.6	Horizontal

Result of Tx mode (2440.0 MHz) (Pi/4 QPSK) (9kHz – 30MHz): Pass

Field Strength of Spurious Emissions						
Average Value						
Frequency MHz	Measured Level dBμV	Correction Factor dB/m	Field Strength dBμV/m	Field Strength dBμV/m	Limit dBμV/m	E-Field Polarity
Emissions detected are more than 20 dB below the FCC Limits						

Result of Tx mode (2440.0 MHz) (Pi/4 QPSK) ((1GHz-26GHz): Pass

Field Strength of Spurious Emissions						
Peak Value						
Frequency MHz	Measured Level @3m dBμV	Correction Factor dB/m	Field Strength dBμV/m	Limit @3m dBμV/m	Margin dBμV/m	E-Field Polarity
4880.0	14.7	41.6	56.3	74.0	17.7	Vertical
4880.0	13.8	42.5	56.3	74.0	17.7	Horizontal
7320.0	12.1	45.2	57.3	74.0	16.7	Vertical
7320.0	11.3	46.3	57.6	74.0	16.4	Horizontal
9760.0	7.9	48.1	56.0	74.0	18.0	Vertical
9760.0	7.2	48.9	56.1	74.0	17.9	Horizontal
12200.0	4.9	51.6	56.5	74.0	17.5	Vertical
12200.0	3.7	52.5	56.2	74.0	17.8	Horizontal

STC (Dongguan) Company Limited

68 Fumin Nan Road, Dalang, Dongguan, China. (Zip Code : 523 770)
Tel : (86 769) 8111 9888 Fax : (86 769) 8111 6222 E-mail : dgstc@dgstc.org Homepage : www.dgstc.org

This report shall not be reproduced unless with prior written approval from STC (Dongguan) Company Limited.
For Conditions of Issuance of this test report, please refer to the overleaf or Homepage.



STC Test Report

Date: 2017-02-13

Page 13 of 35

No.: DM126406

Result of Tx mode (2440.0 MHz) (Pi/4 QPSK) ((1GHz-26GHz): Pass

Field Strength of Spurious Emissions						
Average Value						
Frequency MHz	Measured Level @3m dBuV	Correction Factor dB/m	Field Strength dBuV/m	Limit @3m dBuV/m	Margin dBuV/m	E-Field Polarity
4880.0	4.4	41.6	46.0	54.0	8.0	Vertical
4880.0	3.6	42.5	46.1	54.0	7.9	Horizontal
7320.0	1.9	45.2	47.1	54.0	6.9	Vertical
7320.0	0.0	46.3	46.3	54.0	7.7	Horizontal
9760.0	-1.1	48.1	47.0	54.0	7.0	Vertical
9760.0	-3.9	48.9	45.0	54.0	9.0	Horizontal
12200.0	-7.3	51.6	44.3	54.0	9.7	Vertical
12200.0	-8.4	52.5	44.1	54.0	9.9	Horizontal

Result of Tx mode (2475.0 MHz) (Pi/4 QPSK) (9kHz – 30MHz): Pass

Field Strength of Spurious Emissions						
Average Value						
Frequency MHz	Measured Level dB μ V	Correction Factor dB/m	Field Strength dB μ V/m	Field Strength dB μ V/m	Limit dB μ V/m	E-Field Polarity
Emissions detected are more than 20 dB below the FCC Limits						

Result of Tx mode (2475.0 MHz) (Pi/4 QPSK) ((1GHz-26GHz): Pass

Field Strength of Spurious Emissions						
Peak Value						
Frequency MHz	Measured Level @3m dB μ V	Correction Factor dB/m	Field Strength dB μ V/m	Limit @3m dB μ V/m	Margin dB μ V/m	E-Field Polarity
4950.0	14.7	41.4	56.1	74.0	17.9	Vertical
4950.0	13.4	42.7	56.1	74.0	17.9	Horizontal
7425.0	13.0	45.6	58.6	74.0	15.4	Vertical
7425.0	11.2	46.5	57.7	74.0	16.3	Horizontal
9900.0	7.5	48.6	56.1	74.0	17.9	Vertical
9900.0	7.2	49.7	56.9	74.0	17.1	Horizontal
12375.0	4.5	51.7	56.2	74.0	17.8	Vertical
12375.0	3.8	52.7	56.5	74.0	17.5	Horizontal

STC (Dongguan) Company Limited

68 Fumin Nan Road, Dalang, Dongguan, China. (Zip Code : 523 770)
Tel : (86 769) 8111 9888 Fax : (86 769) 8111 6222 E-mail : dgstc@dgstc.org Homepage : www.dgstc.org

This report shall not be reproduced unless with prior written approval from STC (Dongguan) Company Limited.
For Conditions of Issuance of this test report, please refer to the overleaf or Homepage.



STC Test Report

Date: 2017-02-13

Page 14 of 35

No.: DM126406

Result of Tx mode (2475.0 MHz) (Pi/4 QPSK) (1GHz-26GHz): Pass

Field Strength of Spurious Emissions						
Average Value						
Frequency MHz	Measured Level @3m dBuV	Correction Factor dB/m	Field Strength dBuV/m	Limit @3m dBuV/m	Margin dBuV/m	E-Field Polarity
4950.0	4.9	41.4	46.3	54.0	7.7	Vertical
4950.0	2.2	42.7	44.9	54.0	9.1	Horizontal
7425.0	0.9	45.6	46.5	54.0	7.5	Vertical
7425.0	0.0	46.5	46.5	54.0	7.5	Horizontal
9900.0	-4.6	48.6	44.0	54.0	10.0	Vertical
9900.0	-4.9	49.7	44.8	54.0	9.2	Horizontal
12375.0	-8.6	51.7	43.1	54.0	10.9	Vertical
12375.0	-8.8	52.7	43.9	54.0	10.1	Horizontal

Remarks:

* Denotes restricted band of operation.
 Measurements were made using a peak detector. Any emission less than 1000MHz and falling within the restricted bands of FCC Rules Part 15 Section 15.205 and the limits of FCC Rules Part 15 Section 15.209 were applied.

Correction Factor included Antenna Factor and Cable Attenuation.

Calculated measurement uncertainty:
 (9kHz - 30MHz): 3.3dB
 (30MHz - 1GHz): 4.6dB
 (1GHz - 26GHz): 4.4dB

Emissions in the vertical and horizontal polarizations have been investigated and the worst-case test results are recorded in this report.

STC (Dongguan) Company Limited

68 Fumin Nan Road, Dalang, Dongguan, China. (Zip Code : 523 770)
 Tel : (86 769) 8111 9888 Fax : (86 769) 8111 6222 E-mail : dgstc@dgstc.org Homepage : www.dgstc.org

This report shall not be reproduced unless with prior written approval from STC (Dongguan) Company Limited.
 For Conditions of Issuance of this test report, please refer to the overleaf or Homepage.



STC Test Report

Date: 2017-02-13

Page 15 of 35

No.: DM126406

Radiated Emissions Measurement:

Limit :

In any 100 kHz bandwidth outside the frequency band in which the spread spectrum or digitally modulated intentional radiator is operating, the radio frequency power that is produced by the intentional radiator shall be at least 20 dB below that in the 100 kHz bandwidth within the band that contains the highest level of the desired power, based on either an RF conducted or a radiated measurement. Attenuation below the general limits specified in Section 15.209(a) is not required. In addition, radiated emissions which fall in the restricted bands, as defined in Section 15.205(a), must also comply with the radiated emission limits specified in Section 15.209(a) (see Section 5.205(c)).

Result: Band-edge Compliance of RF Radiated Emissions (Lowest)- Pi/4 QPSK Lowest

Field Strength of Band-edge Compliance Peak Value						
Frequency MHz	Measured Level @3m dB μ V	Correction Factor dB/m	Field Strength dB μ V/m	Limit @3m dB μ V/m	Margin dB μ V/m	E-Field Polarity
2390.0	25.7	36.8	62.5	74.0	11.5	Vertical

Field Strength of Band-edge Compliance Average Value						
Frequency MHz	Measured Level @3m dB μ V	Correction Factor dB/m	Field Strength dB μ V/m	Limit @3m dB μ V/m	Margin dB μ V/m	E-Field Polarity
2390.0	7.8	36.8	44.6	54.0	9.4	Vertical

Result: Band-edge Compliance of RF Radiated Emissions (Highest) - Pi/4 QPSK Highest

Field Strength of Band-edge Compliance Peak Value						
Frequency MHz	Measured Level @3m dB μ V	Correction Factor dB/m	Field Strength dB μ V/m	Limit @3m dB μ V/m	Margin dB μ V/m	E-Field Polarity
2483.5	30.6	36.4	67.0	74.0	7.0	Horizontal

Field Strength of Band-edge Compliance Average Value						
Frequency MHz	Measured Level @3m dB μ V	Correction Factor dB/m	Field Strength dB μ V/m	Limit @3m dB μ V/m	Margin dB μ V/m	E-Field Polarity
2483.5	12.9	36.4	49.3	54.0	4.7	Horizontal

STC (Dongguan) Company Limited

68 Fumin Nan Road, Dalang, Dongguan, China. (Zip Code : 523 770)
Tel : (86 769) 8111 9888 Fax : (86 769) 8111 6222 E-mail : dgstc@dgstc.org Homepage : www.dgstc.org

This report shall not be reproduced unless with prior written approval from STC (Dongguan) Company Limited.
For Conditions of Issuance of this test report, please refer to the overleaf or Homepage.



STC Test Report

Date: 2017-02-13
No.: DM126406

Page 16 of 35

Limits for Radiated Emissions [FCC 47 CFR 15.209 Class B]:

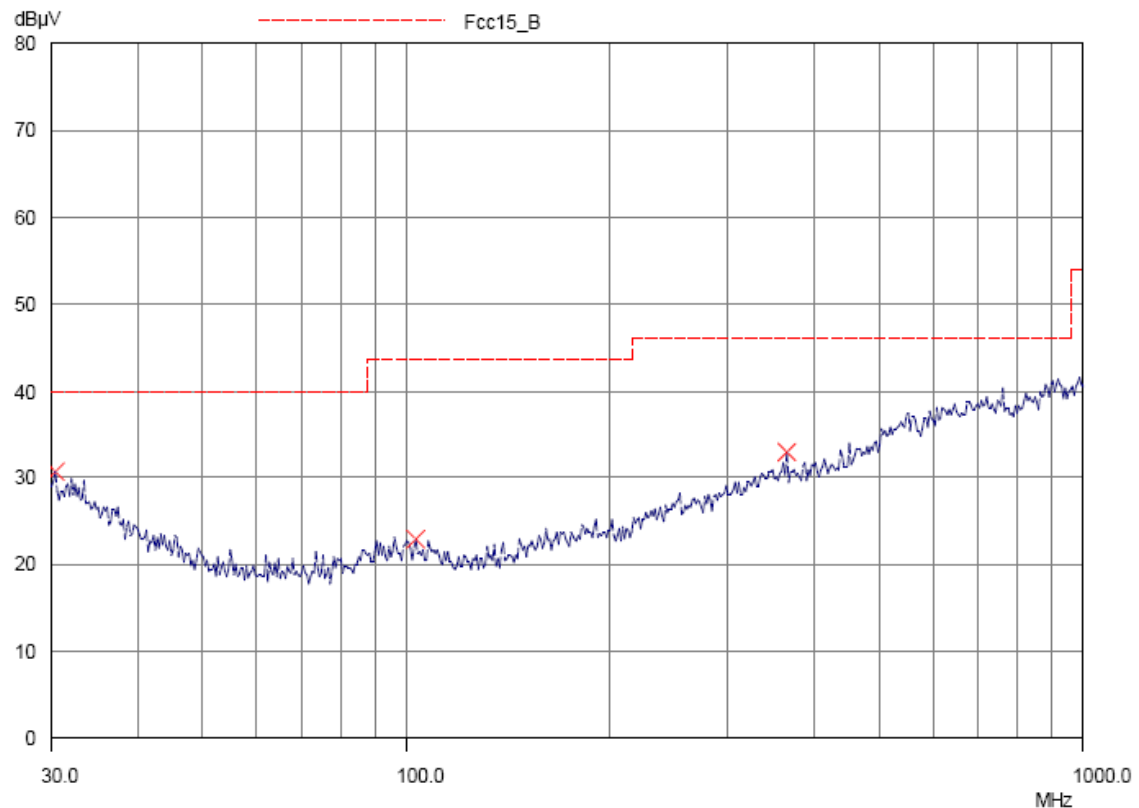
Frequency Range [MHz]	Quasi-Peak Limits [$\mu\text{V}/\text{m}$]
0.009-0.490	2400/F (kHz)
0.490-1.705	24000/F (kHz)
1.705-30	30
30-88	100
88-216	150
216-960	200
Above960	500

The emission limits shown in the above table are based on measurement employing a CISPR quasi-peak detector and above 1000MHz are based on measurements employing an average detector.

Result of TX mode(2405.0 MHz) (30MHz – 1GHz): Pass

Please refer to the following table for result details

Horizontal



STC (Dongguan) Company Limited

68 Fumin Nan Road, Dalang, Dongguan, China. (Zip Code : 523 770)
Tel : (86 769) 8111 9888 Fax : (86 769) 8111 6222 E-mail : dgstc@dgstc.org Homepage : www.dgstc.org

This report shall not be reproduced unless with prior written approval from STC (Dongguan) Company Limited.
For Conditions of Issuance of this test report, please refer to the overleaf or Homepage.



STC Test Report

Date: 2017-02-13

Page 17 of 35

No.: DM126406

Result of TX mode (2405.0 MHz) (30MHz – 1GHz): Pass

Radiated Emissions Quasi-Peak					
Emission Frequency MHz	E-Field Polarity	Level @3m dB μ V/m	Limit @3m dB μ V/m	Level @3m dB μ V/m	Limit @3m dB μ V/m
30.2	Horizontal	30.7	40.0	34.3	100
103.5	Horizontal	22.9	43.5	14.0	150
363.4	Horizontal	32.9	46.0	44.2	200

STC (Dongguan) Company Limited

68 Fumin Nan Road, Dalang, Dongguan, China. (Zip Code : 523 770)
Tel : (86 769) 8111 9888 Fax : (86 769) 8111 6222 E-mail : dgstc@dgstc.org Homepage : www.dgstc.org

This report shall not be reproduced unless with prior written approval from STC (Dongguan) Company Limited.
For Conditions of Issuance of this test report, please refer to the overleaf or Homepage.



STC Test Report

Date: 2017-02-13
No.: DM126406

Page 18 of 35

Limits for Radiated Emissions [FCC 47 CFR 15.209 Class B]:

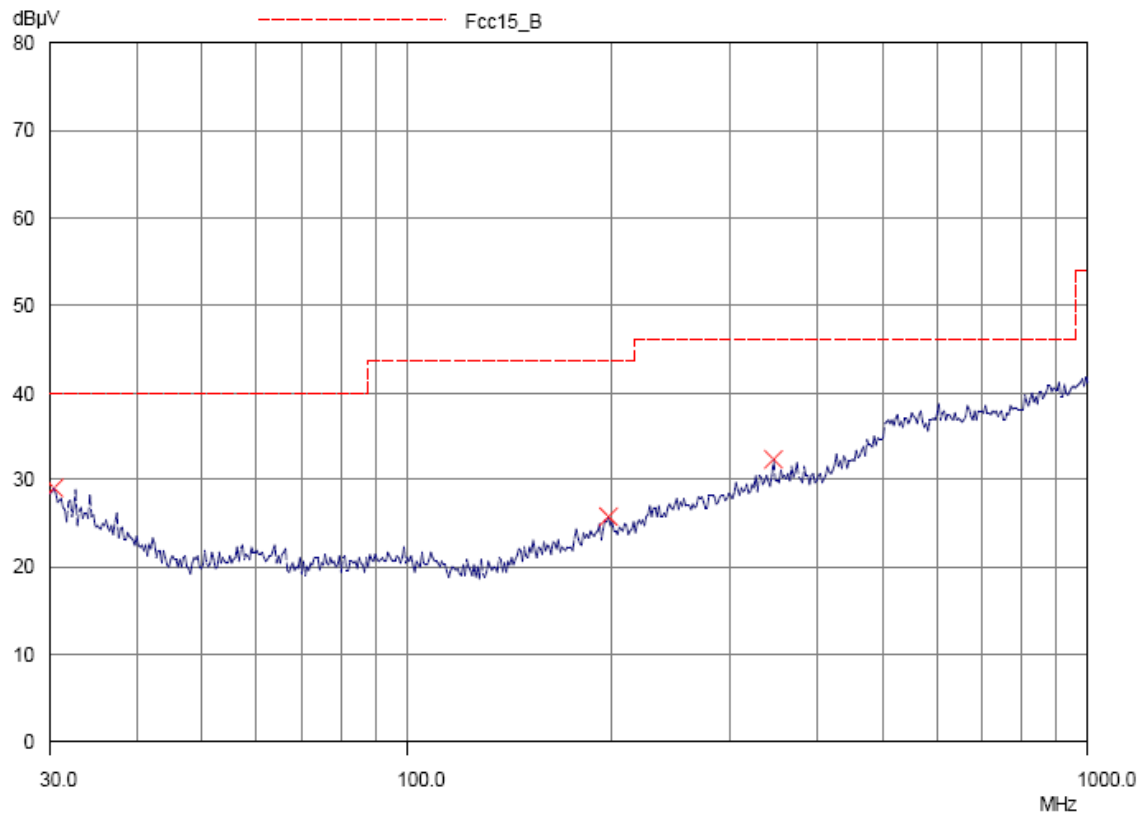
Frequency Range [MHz]	Quasi-Peak Limits [$\mu\text{V/m}$]
0.009-0.490	2400/F (kHz)
0.490-1.705	24000/F (kHz)
1.705-30	30
30-88	100
88-216	150
216-960	200
Above960	500

The emission limits shown in the above table are based on measurement employing a CISPR quasi-peak detector and above 1000MHz are based on measurements employing an average detector.

Result of TX mode(2405.0 MHz) (30MHz – 1GHz): Pass

Please refer to the following table for result details

Vertical



STC (Dongguan) Company Limited

68 Fumin Nan Road, Dalang, Dongguan, China. (Zip Code : 523 770)
Tel : (86 769) 8111 9888 Fax : (86 769) 8111 6222 E-mail : dgstc@dgstc.org Homepage : www.dgstc.org

This report shall not be reproduced unless with prior written approval from STC (Dongguan) Company Limited.
For Conditions of Issuance of this test report, please refer to the overleaf or Homepage.



STC Test Report

Date: 2017-02-13

Page 19 of 35

No.: DM126406

Result of TX mode (2405.0 MHz) (30MHz – 1GHz): Pass

Radiated Emissions Quasi-Peak					
Emission Frequency MHz	E-Field Polarity	Level @3m dB μ V/m	Limit @3m dB μ V/m	Level @3m dB μ V/m	Limit @3m dB μ V/m
30.3	Vertical	29.1	40.0	28.5	100
197.3	Vertical	25.7	43.5	19.3	150
344.4	Vertical	32.2	46.0	40.7	200

Remarks:

Calculated measurement uncertainty (30MHz – 1GHz): 4.6dB

Emissions in the vertical and horizontal polarizations have been investigated and the worst-case test results are recorded in this report.

STC (Dongguan) Company Limited

68 Fumin Nan Road, Dalang, Dongguan, China. (Zip Code : 523 770)
Tel : (86 769) 8111 9888 Fax : (86 769) 8111 6222 E-mail : dgstc@dgstc.org Homepage : www.dgstc.org

This report shall not be reproduced unless with prior written approval from STC (Dongguan) Company Limited.
For Conditions of Issuance of this test report, please refer to the overleaf or Homepage.



STC Test Report

Date: 2017-02-13

Page 20 of 35

No.: DM126406

3.1.3 Power Spectral Density

Test Requirement: FCC 47CFR 15.247(e)
Test Method: ANSI C63.10:2013
Test Date: 2017-01-19
Mode of Operation: TX mode

Test Method:

The RF output of the EUT was connected to the spectrum analyzer. Set the fundamental frequency as the center frequency of the spectral analyzer. Use RBW=3kHz , VBW= 10KHz , Set the span to 1.5 times the DTS channel bandwidth. Detector = peak, Sweep time = auto couple , Trace mode = max hold. Measure the Power Spectral Density (PSD) and record the results in dBm.

Test Setup:

As Test Setup of clause 3.1.1 in this test report.

Test Limit:

The maximum power spectral density (PSD) shall not exceeded 8dBm in any 3kHz band.

Scale the observed power level to an equivalent value in 3 kHz by adjusting (reducing) the measured power by a bandwidth correction factor (BWCF) where $BWCF=10\log(3\text{ kHz}/100\text{ kHz}=-15.2\text{dB})$

Results of TX Mode Pi/4 QPSK (Tx:2405MHz to 2475MHz) : Pass (TX Unit)

Maximum power spectral density

Transmitter Frequency (MHz)	Maximum Power spectral density level / 3kHz band (dBm)	Maximum Power spectral density / 3kHz band limit
2405.0	4.28	8dBm
2440.0	4.33	8dBm
2475.0	3.32	8dBm

STC (Dongguan) Company Limited

68 Fumin Nan Road, Dalang, Dongguan, China. (Zip Code : 523 770)
Tel : (86 769) 8111 9888 Fax : (86 769) 8111 6222 E-mail : dgstc@dgstc.org Homepage : www.dgstc.org

This report shall not be reproduced unless with prior written approval from STC (Dongguan) Company Limited.
For Conditions of Issuance of this test report, please refer to the overleaf or Homepage.

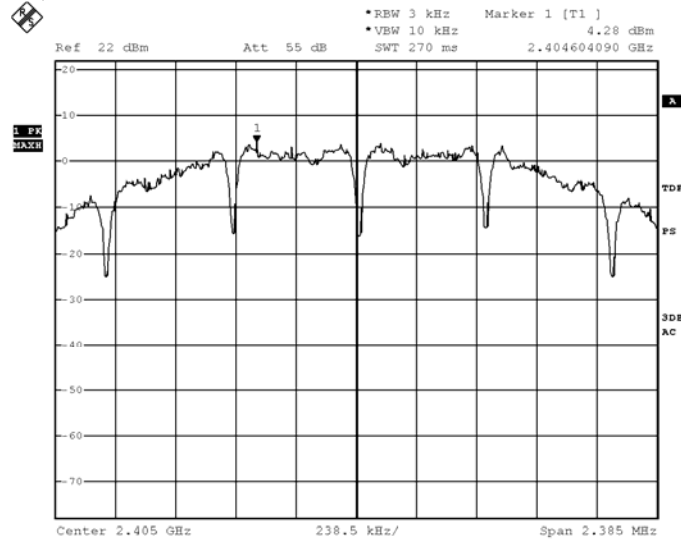


STC Test Report

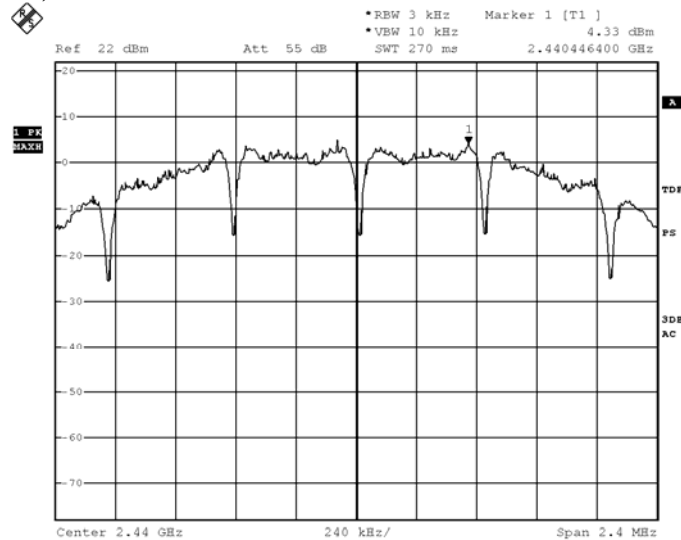
Date: 2017-02-13
No.: DM126406

Page 21 of 35

TX mode Pi/4 QPSK (Tx:2405MHz to 2475MHz)
CH 1 (2405.0 MHz)



CH 6 (2440.0 MHz)



STC (Dongguan) Company Limited

68 Fumin Nan Road, Dalang, Dongguan, China. (Zip Code : 523 770)
Tel : (86 769) 8111 9888 Fax : (86 769) 8111 6222 E-mail : dgstc@dgstc.org Homepage : www.dgstc.org

This report shall not be reproduced unless with prior written approval from STC (Dongguan) Company Limited.
For Conditions of Issuance of this test report, please refer to the overleaf or Homepage.

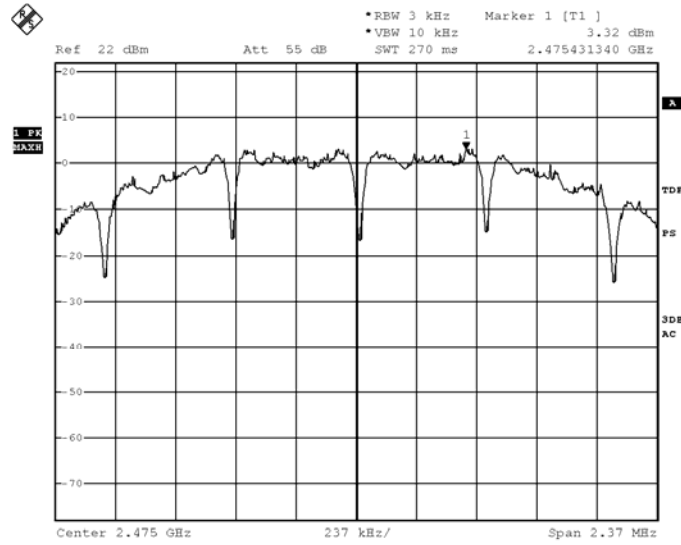


STC Test Report

Date: 2017-02-13
No.: DM126406

Page 22 of 35

CH 11 (2475.0 MHz)



STC (Dongguan) Company Limited

68 Fumin Nan Road, Dalang, Dongguan, China. (Zip Code : 523 770)
Tel : (86 769) 8111 9888 Fax : (86 769) 8111 6222 E-mail : dgstc@dgstc.org Homepage : www.dgstc.org

This report shall not be reproduced unless with prior written approval from STC (Dongguan) Company Limited.
For Conditions of Issuance of this test report, please refer to the overleaf or Homepage.



STC Test Report

Date: 2017-02-13
No.: DM126406

Page 23 of 35

3.1.4 6dB Spectrum Bandwidth Measurement

Test Requirement:	FCC 47CFR 15.247(a)(2)
Test Method:	ANSI C63.10:2013
Test Date:	2017-01-19
Mode of Operation:	TX mode

Test Method:

The bandwidth is measured at an amplitude level reduced from the reference level by a specified ratio. The reference level is the level of the highest amplitude signal observed from the transmitter at the fundamental frequency. Once the reference level is established, the equipment is conditioned with typical modulating signal to produce the worst-case (i.e. the widest) bandwidth.

Test Setup:

As Test Setup of clause 3.1.1 in this test report.

STC (Dongguan) Company Limited

68 Fumin Nan Road, Dalang, Dongguan, China. (Zip Code : 523 770)
Tel : (86 769) 8111 9888 Fax : (86 769) 8111 6222 E-mail : dgstc@dgstc.org Homepage : www.dgstc.org

This report shall not be reproduced unless with prior written approval from STC (Dongguan) Company Limited.
For Conditions of Issuance of this test report, please refer to the overleaf or Homepage.



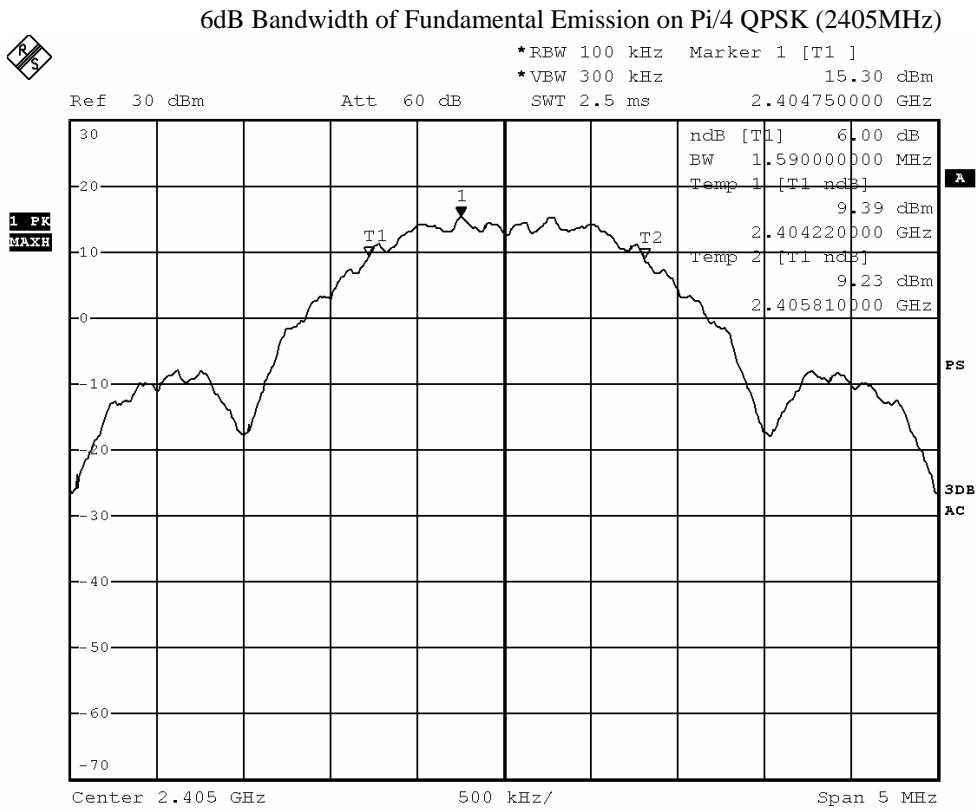
STC Test Report

Date: 2017-02-13
 No.: DM126406

Page 24 of 35

Limits for 6dB Spectrum Bandwidth Measurement:

Center Frequency [MHz]	6dB Bandwidth [MHz]	FCC Limits [kHz]
2405.0	1.59	> 500



STC (Dongguan) Company Limited

68 Fumin Nan Road, Dalang, Dongguan, China. (Zip Code : 523 770)
 Tel : (86 769) 8111 9888 Fax : (86 769) 8111 6222 E-mail : dgstc@dgstc.org Homepage : www.dgstc.org

This report shall not be reproduced unless with prior written approval from STC (Dongguan) Company Limited.
 For Conditions of Issuance of this test report, please refer to the overleaf or Homepage.



STC Test Report

Date: 2017-02-13

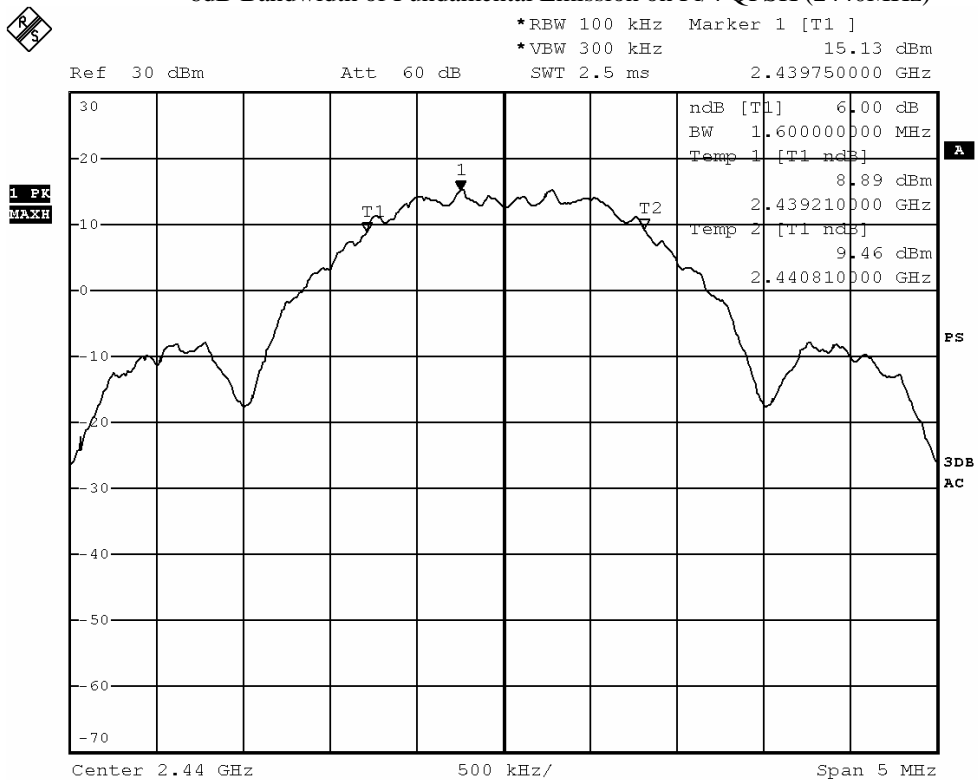
Page 25 of 35

No.: DM126406

Limits for 6dB Spectrum Bandwidth Measurement:

Frequency Range [MHz]	6dB Bandwidth [MHz]	FCC Limits [kHz]
2440.0	1.60	> 500

6dB Bandwidth of Fundamental Emission on Pi/4 QPSK (2440MHz)



STC (Dongguan) Company Limited

68 Fumin Nan Road, Dalang, Dongguan, China. (Zip Code : 523 770)
 Tel : (86 769) 8111 9888 Fax : (86 769) 8111 6222 E-mail : dgstc@dgstc.org Homepage : www.dgstc.org

This report shall not be reproduced unless with prior written approval from STC (Dongguan) Company Limited.
 For Conditions of Issuance of this test report, please refer to the overleaf or Homepage.



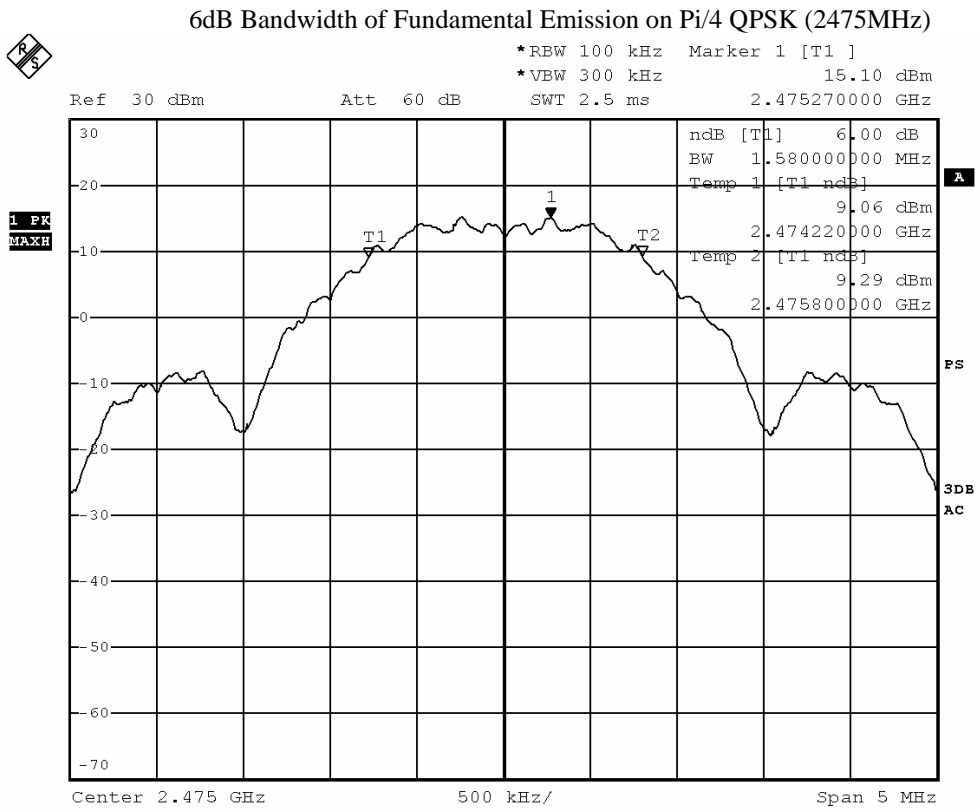
STC Test Report

Date: 2017-02-13
 No.: DM126406

Page 26 of 35

Limits for 6dB Spectrum Bandwidth Measurement:

Frequency Range [MHz]	6dB Bandwidth [MHz]	FCC Limits [kHz]
2475.0	1.58	> 500



STC (Dongguan) Company Limited

68 Fumin Nan Road, Dalang, Dongguan, China. (Zip Code : 523 770)
 Tel : (86 769) 8111 9888 Fax : (86 769) 8111 6222 E-mail : dgstc@dgstc.org Homepage : www.dgstc.org

This report shall not be reproduced unless with prior written approval from STC (Dongguan) Company Limited.
 For Conditions of Issuance of this test report, please refer to the overleaf or Homepage.



STC Test Report

Date: 2017-02-13
No.: DM126406

Page 27 of 35

3.1.5 Band Edges Measurement

Test Requirement:	FCC 47CFR 15.247
Test Method:	ANSI C63.10:2013
Test Date:	2017-01-19
Mode of Operation:	TX mode

Test Method:

The band edge is measured at an amplitude level reduced from the reference level by a specified ratio. The reference level is the level of the highest amplitude signal observed from the transmitter at the fundamental frequency. The RBW art set to 100kHz and VBW are set to 300kHz for this measurement.

Test Setup:

As Test Setup of clause 3.1.2 in this test report.

STC (Dongguan) Company Limited

68 Fumin Nan Road, Dalang, Dongguan, China. (Zip Code : 523 770)
Tel : (86 769) 8111 9888 Fax : (86 769) 8111 6222 E-mail : dgstc@dgstc.org Homepage : www.dgstc.org

This report shall not be reproduced unless with prior written approval from STC (Dongguan) Company Limited.
For Conditions of Issuance of this test report, please refer to the overleaf or Homepage.



STC Test Report

Date: 2017-02-13
No.: DM126406

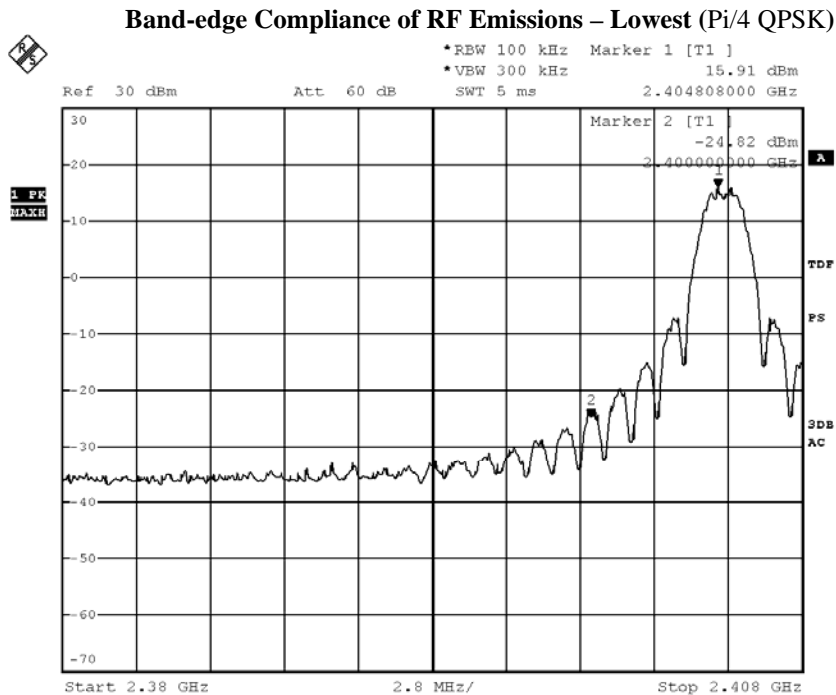
Page 28 of 35

Band-edge Compliance of RF Conducted Emissions Measurement:

Limit :

In any 100 kHz bandwidth outside the frequency band in which the spread spectrum or digitally modulated intentional radiator is operating, the radio frequency power that is produced by the intentional radiator shall be at least 20 dB below that in the 100 kHz bandwidth within the band that contains the highest level of the desired power, based on either an RF conducted or a radiated measurement. Attenuation below the general limits specified in Section 15.209(a) is not required.

Frequency Range	Radiated Emission Attenuated below the Fundamental
[MHz]	[dB]
2400 – Lowest Fundamental (2405)	40.73



STC (Dongguan) Company Limited

68 Fumin Nan Road, Dalang, Dongguan, China. (Zip Code : 523 770)
 Tel : (86 769) 8111 9888 Fax : (86 769) 8111 6222 E-mail : dgstc@dgstc.org Homepage : www.dgstc.org

This report shall not be reproduced unless with prior written approval from STC (Dongguan) Company Limited.
 For Conditions of Issuance of this test report, please refer to the overleaf or Homepage.



STC Test Report

Date: 2017-02-13

Page 29 of 35

No.: DM126406

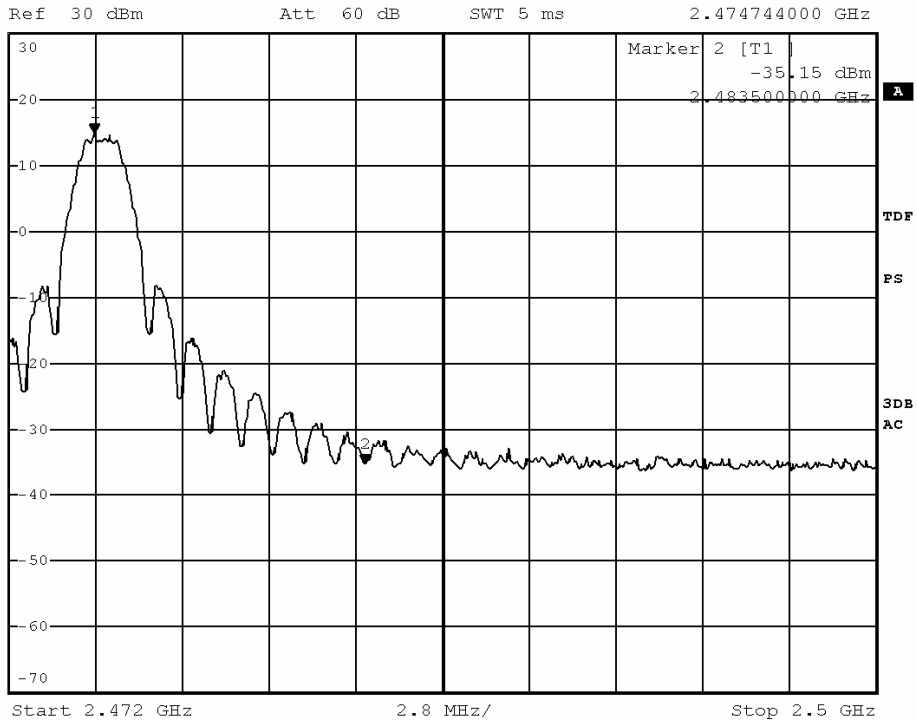
Band-edge Compliance of RF Conducted Emissions Measurement:

Frequency Range [MHz]	Radiated Emission Attenuated below the Fundamental [dB]
2483.5 - Highest Fundamental (2475)	50.07

Band-edge Compliance of RF Emissions – Highest (Pi/4 QPSK)



*RBW 100 kHz Marker 1 [T1] 14.92 dBm
 *VBW 300 kHz 2.474744000 GHz
 SWT 5 ms



STC (Dongguan) Company Limited

68 Fumin Nan Road, Dalang, Dongguan, China. (Zip Code : 523 770)
 Tel : (86 769) 8111 9888 Fax : (86 769) 8111 6222 E-mail : dgstc@dgstc.org Homepage : www.dgstc.org

This report shall not be reproduced unless with prior written approval from STC (Dongguan) Company Limited.
 For Conditions of Issuance of this test report, please refer to the overleaf or Homepage.



STC Test Report

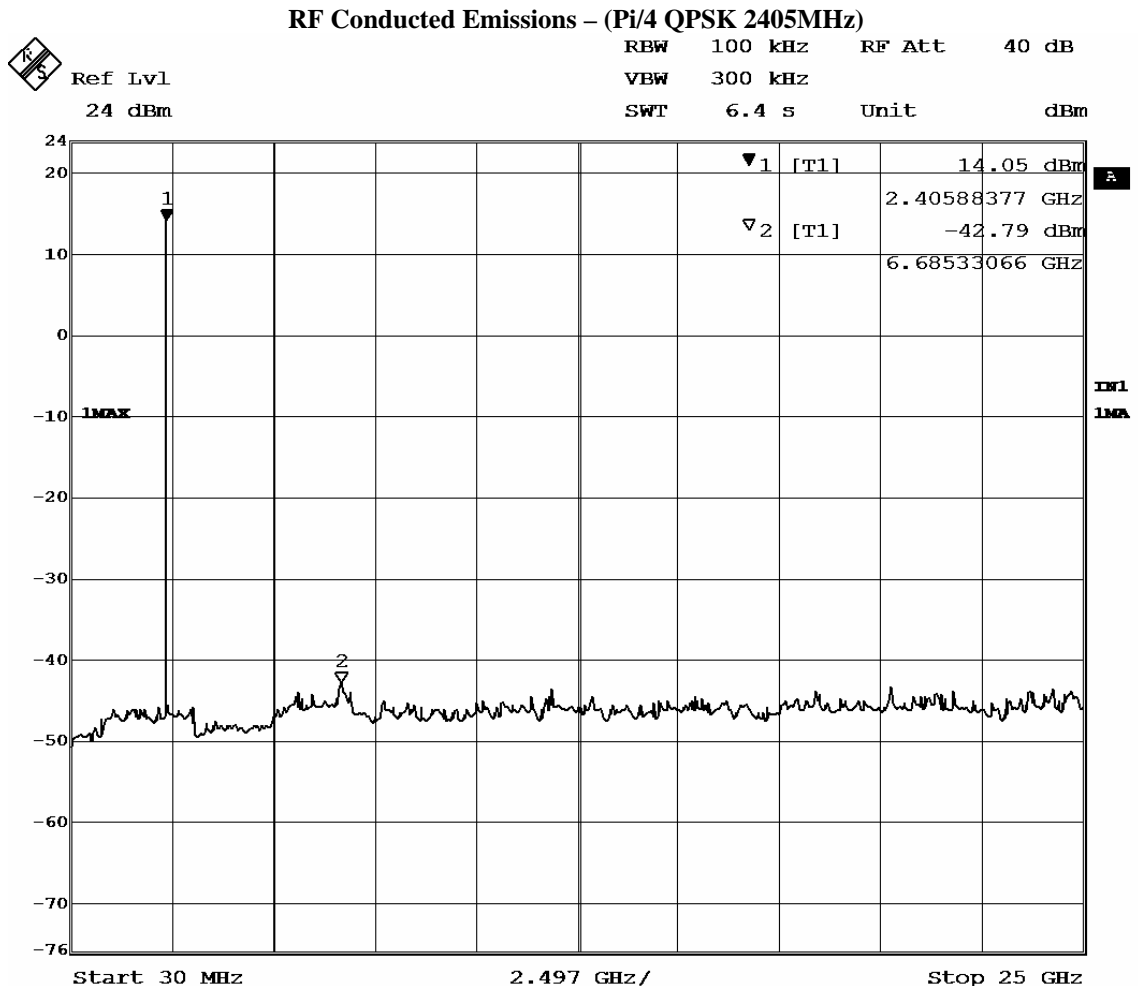
Date: 2017-02-13
No.: DM126406

Page 30 of 35

RF Conducted Emissions Measurement:

Limit :

In any 100 kHz bandwidth outside the frequency band in which the spread spectrum or digitally modulated intentional radiator is operating, the radio frequency power that is produced by the intentional radiator shall be at least 20 dB below that in the 100 kHz bandwidth within the band that contains the highest level of the desired power, based on either an RF conducted or a radiated measurement. Attenuation below the general limits specified in Section 15.209(a) is not required.



STC (Dongguan) Company Limited

68 Fumin Nan Road, Dalang, Dongguan, China. (Zip Code : 523 770)
Tel : (86 769) 8111 9888 Fax : (86 769) 8111 6222 E-mail : dgstc@dgstc.org Homepage : www.dgstc.org

This report shall not be reproduced unless with prior written approval from STC (Dongguan) Company Limited.
For Conditions of Issuance of this test report, please refer to the overleaf or Homepage.



STC Test Report

Date: 2017-02-13
No.: DM126406

Page 31 of 35

3.1.6 RF Exposure

Test Requirement: FCC 47CFR 15.247(i)
Test Date: 2017-01-26
Mode of Operation: **TX** mode

Test Method:

Systems operating under the provisions of this section shall be operated in a manner that ensures that the public is not exposed to radio frequency energy levels in excess of the Commission's guidelines.

Test Results:

The EUT complied with the requirement(s) of this section.
EUT meets the requirements of these sections as proven through MPE calculation
The MPE calculation for EUT @ 20cm
Based on the highest P =70.958 mW

The power tune up tolerance is 17.51±1.0dBm
Max. duty factor is 100%

$$\begin{aligned} P_d &= PG / 4\pi R^2 = (70.958 \times 1.38) / 12.566 \times (20)^2 \\ &= (97.922) / 12.566 \times 400 = 97.922 / 5026.4 \\ &= 0.0195 \text{ mW/cm}^2 \end{aligned}$$

where:

- *Pd = power density in mW/cm²
- * G = Antenna numeric gain (1.38); Log G = g/10 (g = 1.41dBi).
- * P = Conducted RF power to antenna (70.958 mW).
- * R = Minimum allowable distance.(20 cm)

- *The power density Pd = 0.0195 mW/cm² is less than 1 mW/cm² (listed MPE limit)
- *The SAR evaluation is not needed (this is a desk top device, R> 20 cm)
- * The EUT(antenna) must be 0.2 meters away from the General Population.

STC (Dongguan) Company Limited

68 Fumin Nan Road, Dalang, Dongguan, China. (Zip Code : 523 770)
Tel : (86 769) 8111 9888 Fax : (86 769) 8111 6222 E-mail : dgstc@dgstc.org Homepage : www.dgstc.org

This report shall not be reproduced unless with prior written approval from STC (Dongguan) Company Limited.
For Conditions of Issuance of this test report, please refer to the overleaf or Homepage.



STC Test Report

Date: 2017-02-13
No.: DM126406

Page 32 of 35

Appendix A

List of Measurement Equipment

EQP NO.	DESCRIPTION	MANUFACTURER	MODEL NO.	SERIAL NO.	LAST CAL	DUE CAL
EMD004	LISN	ROHDE & SCHWARZ	ESH3-Z5	100102	2016.3.29	2017.3.29
EMD022	EMI Test Receiver	ROHDE & SCHWARZ	ESCS30	100314	2016.3.29	2017.3.29
EMD035	EMI Test Receiver	ROHDE & SCHWARZ	ESCI	100441	2016.3.29	2017.3.29
EMD036	EMI Test Receiver	ROHDE & SCHWARZ	ESIB 26	100388	2016.3.29	2017.3.29
EMD041	TWO-LINE V-NETWORK	ROHDE & SCHWARZ	ENV216	100261	2016.3.29	2017.3.29
EMD061	Biconilog Antenna	ETS.LINDGREN	3142C	00060439	2016.12.30	2018.12.29
EMD062	Double-Ridged Waveguide (1GHz – 18GHz)	ETS.LINDGREN	3117	00075933	2014.11.15	2017.11.15
EMD084	MULTI-DVICE CONTROLLER	ETS.LINDGREN	2090	00060107	N/A	N/A
EMD088	Video Contol Unit	ETS.LINDGREN	Y21953A	2601073	N/A	N/A
EMD093	Monitor	ViewSonic	VA9036	Q8X064201876	N/A	N/A
EMD102	Intelligent Frequency	Ainuo Instrument Co., Ltd	AN97005SS	79707454	N/A	N/A
EMD103	Intelligent Frequency	Ainuo Instrument Co., Ltd	AN97005SS	79707455	N/A	N/A
EMD105	FACT-3 EMC Chamber	ETS.LINDGREN	FACT-3	3803	N/A	N/A
EMD106	Shielding Room #1	ETS.LINDGREN	RFD-100	3802	N/A	N/A
EMD111	Power meter	ROHDE & SCHWARZ	NRVD	102051	2016.3.29	2017.3.29
	100V Insertion Unit	ROHDE & SCHWARZ	URV5-Z4	100464	2016.3.29	2017.3.29
EMD113	Pre-Amplifier	ROHDE & SCHWARZ	N/A	1129588	2016.3.29	2017.3.29
EMD124	Loop Antenna	ETS-Lindgren	6502	00104905	2016.04.28	2018.04.28
EMD131	Standard Gain Horn Antenna (18GHz – 26.5GHz)	Chengdu AINFO Inc.	JXTXLB-42-15-C-KF	J2021100721001	2015.04.09	2017.04.09
RE01	RF cable	N/A	N/A	N/A	2016.09.28	2018.09.27
RE02	RF cable	N/A	N/A	N/A	2016.09.28	2018.09.27

Remarks:-

N/A Not Applicable

STC (Dongguan) Company Limited

68 Fumin Nan Road, Dalang, Dongguan, China. (Zip Code : 523 770)
Tel : (86 769) 8111 9888 Fax : (86 769) 8111 6222 E-mail : dgstc@dgstc.org Homepage : www.dgstc.org

This report shall not be reproduced unless with prior written approval from STC (Dongguan) Company Limited.
For Conditions of Issuance of this test report, please refer to the overleaf or Homepage.



STC Test Report

Date: 2017-02-13

Page 33 of 35

No.: DM126406

Appendix B

Photographs of EUT

Front View of the product



Rear View of the product



Inner Circuit Top View



Inner Circuit Bottom View



STC (Dongguan) Company Limited

68 Fumin Nan Road, Dalang, Dongguan, China. (Zip Code : 523 770)
Tel : (86 769) 8111 9888 Fax : (86 769) 8111 6222 E-mail : dgstc@dgstc.org Homepage : www.dgstc.org

This report shall not be reproduced unless with prior written approval from STC (Dongguan) Company Limited.
For Conditions of Issuance of this test report, please refer to the overleaf or Homepage.




STC Test Report

Date: 2017-02-13
No.: DM126406


Page 34 of 35

Photographs of EUT

Measurement of Radiated Emission Test Set Up



Measurement of Radiated Emission Test Set Up



STC (Dongguan) Company Limited

68 Fumin Nan Road, Dalang, Dongguan, China. (Zip Code : 523 770)
Tel : (86 769) 8111 9888 Fax : (86 769) 8111 6222 E-mail : dgstc@dgstc.org Homepage : www.dgstc.org

This report shall not be reproduced unless with prior written approval from STC (Dongguan) Company Limited.
For Conditions of Issuance of this test report, please refer to the overleaf or Homepage.



STC Test Report

Date: 2017-02-13

Page 35 of 35

No.: DM126406

Photographs of EUT

Measurement of Radiated Emission Test Set Up



******* End of Test Report *******

STC (Dongguan) Company Limited

68 Fumin Nan Road, Dalang, Dongguan, China. (Zip Code : 523 770)
Tel : (86 769) 8111 9888 Fax : (86 769) 8111 6222 E-mail : dgstc@dgstc.org Homepage : www.dgstc.org

This report shall not be reproduced unless with prior written approval from STC (Dongguan) Company Limited.
For Conditions of Issuance of this test report, please refer to the overleaf or Homepage.