CDMA 800 Right Tilt High

Date/Time: 2007-11-3 12:41:59
Electronics: DAE4 Sn777
Medium: Head 850
Medium parameters used (interpolated): f = 848.31 MHz; σ = 0.917 mho/m; ε_r = 43.1; ρ = 1000 kg/m^3
Ambient Temperature:23.3^{o}C Liqiud Temperature: 22.5^{o}C
Communication System: CDMA 1X-new Frequency: 848.31 MHz Duty Cycle: 1:1
Probe: ET3DV6 - SN1736 ConvF(6.51, 6.51, 6.51)

Tilt High/Area Scan (51x91x1): Measurement grid: dx=10mm, dy=10mm
Maximum value of SAR (interpolated) = 0.420 mW/g

Tilt High/Zoom Scan (7x7x7)/Cube 0: Measurement grid: dx=5mm, dy=5mm, dz=5mm
Reference Value = 20.1 V/m; Power Drift = -0.113 dB
Peak SAR (extrapolated) = 0.517 W/kg
SAR(1 g) = 0.388 mW/g; SAR(10 g) = 0.269 mW/g
Maximum value of SAR (measured) = 0.397 mW/g

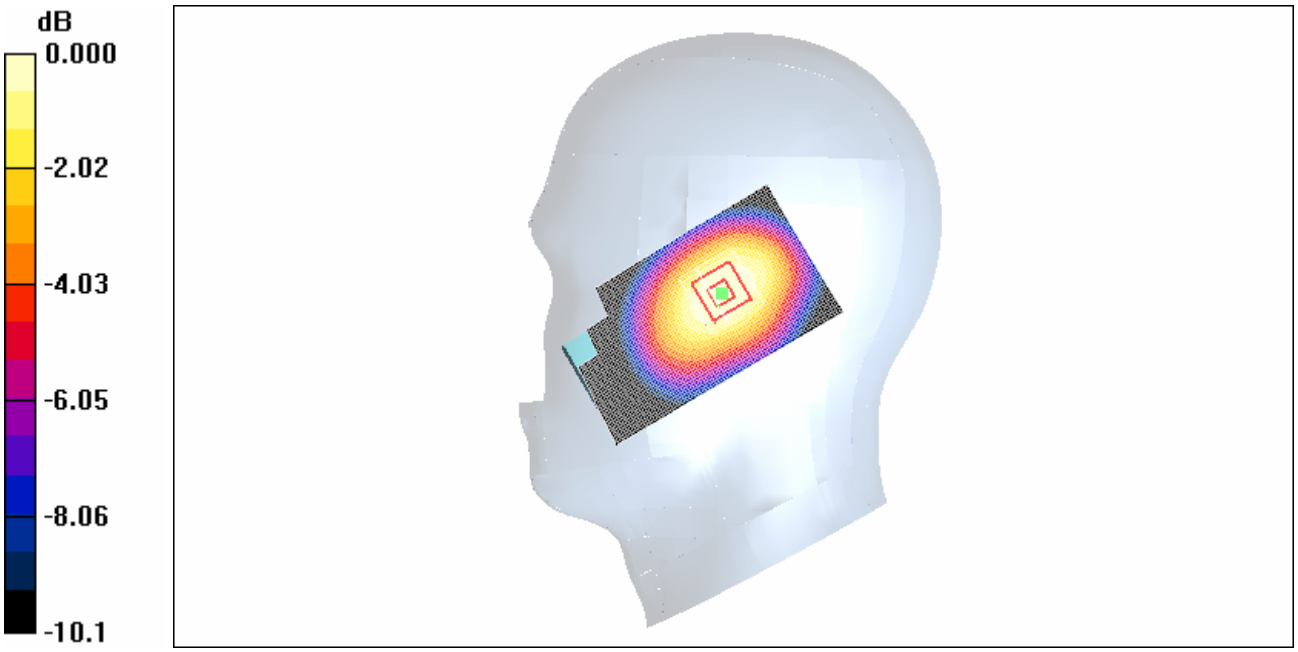

0 dB = 0.397mW/g

Fig.19 CDMA 800 MHz CH777

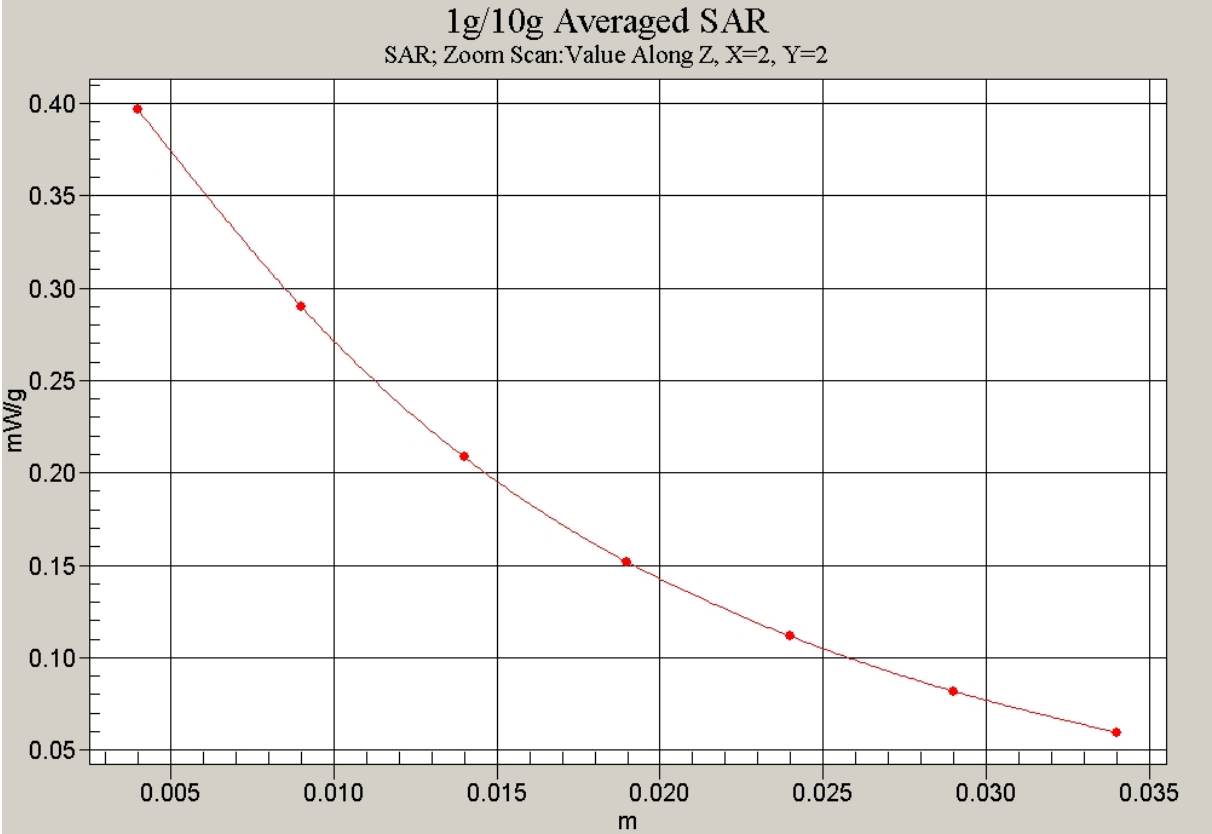

Fig. 20 Z-Scan at power reference point (CDMA 800 MHz CH777)

CDMA 800 Right Tilt Middle

Date/Time: 2007-11-3 13:06:21
Electronics: DAE4 Sn777
Medium: Head 850
Medium parameters used (interpolated): f = 836.52 MHz; σ = 0.906 mho/m; ε_r = 43.2; ρ = 1000 kg/m^3
Ambient Temperature:23.3^{o}C Liqiud Temperature: 22.5^{o}C
Communication System: CDMA 1X-new Frequency: 836.52 MHz Duty Cycle: 1:1
Probe: ET3DV6 - SN1736 ConvF(6.51, 6.51, 6.51)

Tilt Middle/Area Scan (51x91x1): Measurement grid: dx=10mm, dy=10mm
Maximum value of SAR (interpolated) = 0.457 mW/g

Tilt Middle/Zoom Scan (7x7x7)/Cube 0: Measurement grid: dx=5mm, dy=5mm, dz=5mm
Reference Value = 21.3 V/m; Power Drift = -0.187 dB
Peak SAR (extrapolated) = 0.543 W/kg
SAR(1 g) = 0.416 mW/g; SAR(10 g) = 0.291 mW/g
Maximum value of SAR (measured) = 0.427 mW/g

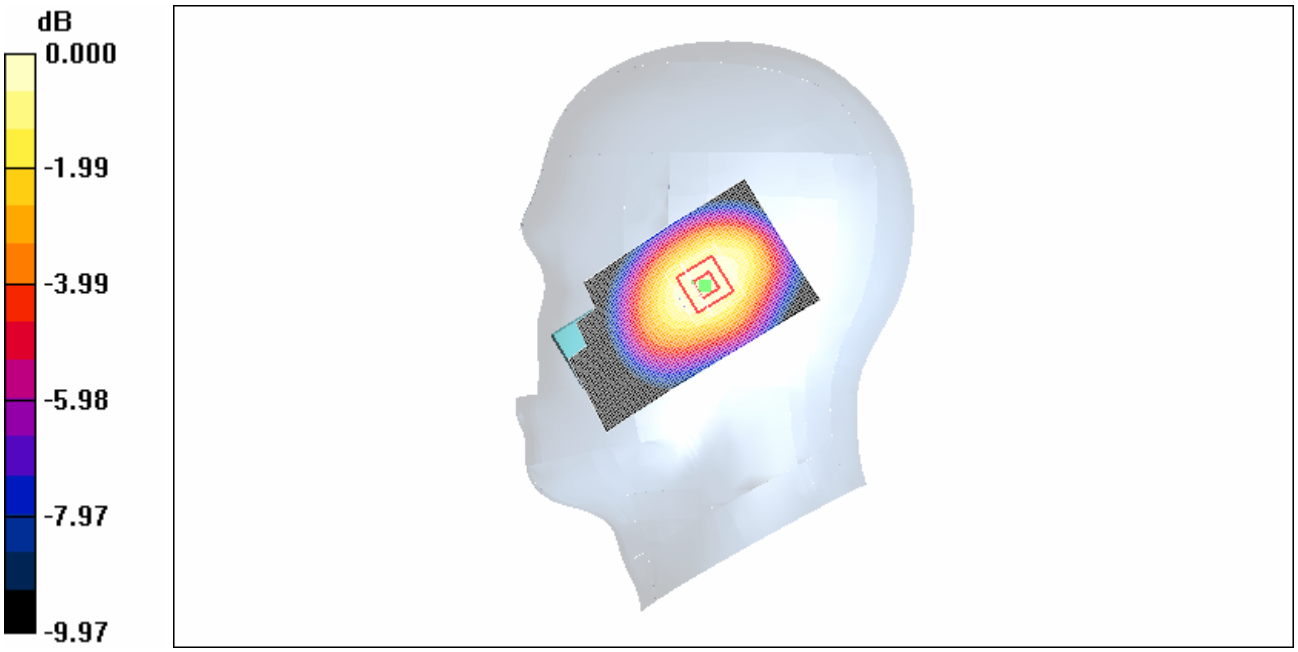

0 dB = 0.427mW/g

Fig.21 CDMA 800 MHz CH384

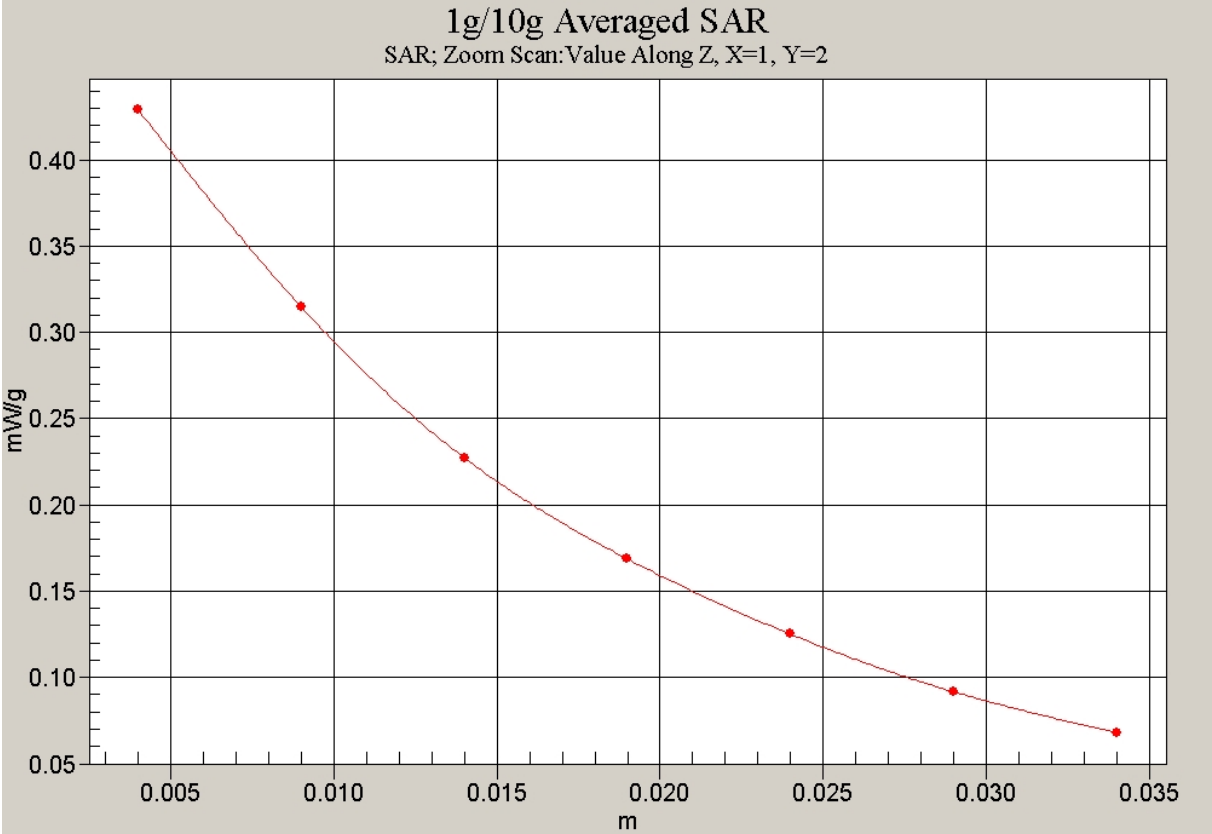

Fig. 22 Z-Scan at power reference point (CDMA 800 MHz CH384)

CDMA 800 Right Tilt Low
Date/Time: 2007-11-3 14:25:45
Electronics: DAE4 Sn777
Medium: Head 850
Medium parameters used: f = 825 MHz; σ = 0.896 mho/m; ε_r = 43.3; ρ = 1000 kg/m^3
Ambient Temperature:23.3^{o}C Liqiud Temperature: 22.5^{o}C
Communication System: CDMA 1X-new Frequency: 824.7 MHz Duty Cycle: 1:1
Probe: ET3DV6 - SN1736 ConvF(6.51, 6.51, 6.51)

Tilt Low/Area Scan (51x91x1): Measurement grid: dx=10mm, dy=10mm
Maximum value of SAR (interpolated) = 0.331 mW/g

Tilt Low/Zoom Scan (7x7x7)/Cube 0: Measurement grid: dx=5mm, dy=5mm, dz=5mm
Reference Value = 18.2 V/m; Power Drift = -0.095 dB
Peak SAR (extrapolated) = 0.397 W/kg
SAR(1 g) = 0.306 mW/g; SAR(10 g) = 0.216 mW/g
Maximum value of SAR (measured) = 0.313 mW/g



0 dB = 0.313mW/g

Fig. 23 CDMA 800 MHz CH1013

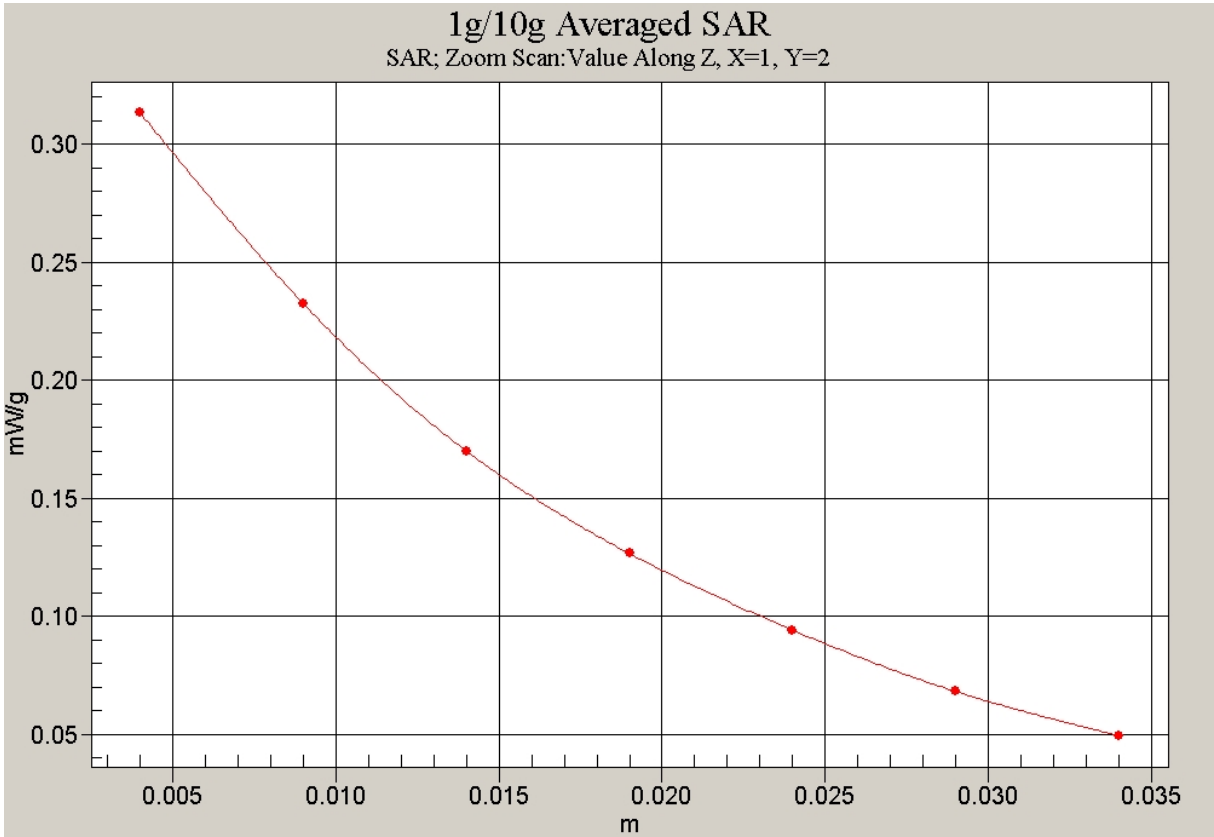

Fig. 24 Z-Scan at power reference point (CDMA 800 MHz CH1013)

CDMA 800 Body Towards Phantom High

Date/Time: 2007-11-3 9:57:04
Electronics: DAE4 Sn777
Medium: 850 Body
Medium parameters used (interpolated): f = 848.31 MHz; σ = 0.982 mho/m; ε_r = 55; ρ = 1000 kg/m^3
Ambient Temperature:23.3^{o}C Liqiud Temperature: 22.5^{o}C
Communication System: CDMA 1X-new Frequency: 848.31 MHz Duty Cycle: 1:1
Probe: ET3DV6 - SN1736 ConvF(6.51, 6.51, 6.51)

Toward Phantom High /Area Scan (51x91x1): Measurement grid: dx=10mm, dy=10mm
Maximum value of SAR (interpolated) = 0.256 mW/g

Toward Phantom High /Zoom Scan (7x7x7)/Cube 0: Measurement grid: dx=5mm, dy=5mm, dz=5mm
Reference Value = 16.5 V/m; Power Drift = -0.006 dB
Peak SAR (extrapolated) = 0.307 W/kg
SAR(1 g) = 0.238 mW/g; SAR(10 g) = 0.167 mW/g
Maximum value of SAR (measured) = 0.248 mW/g

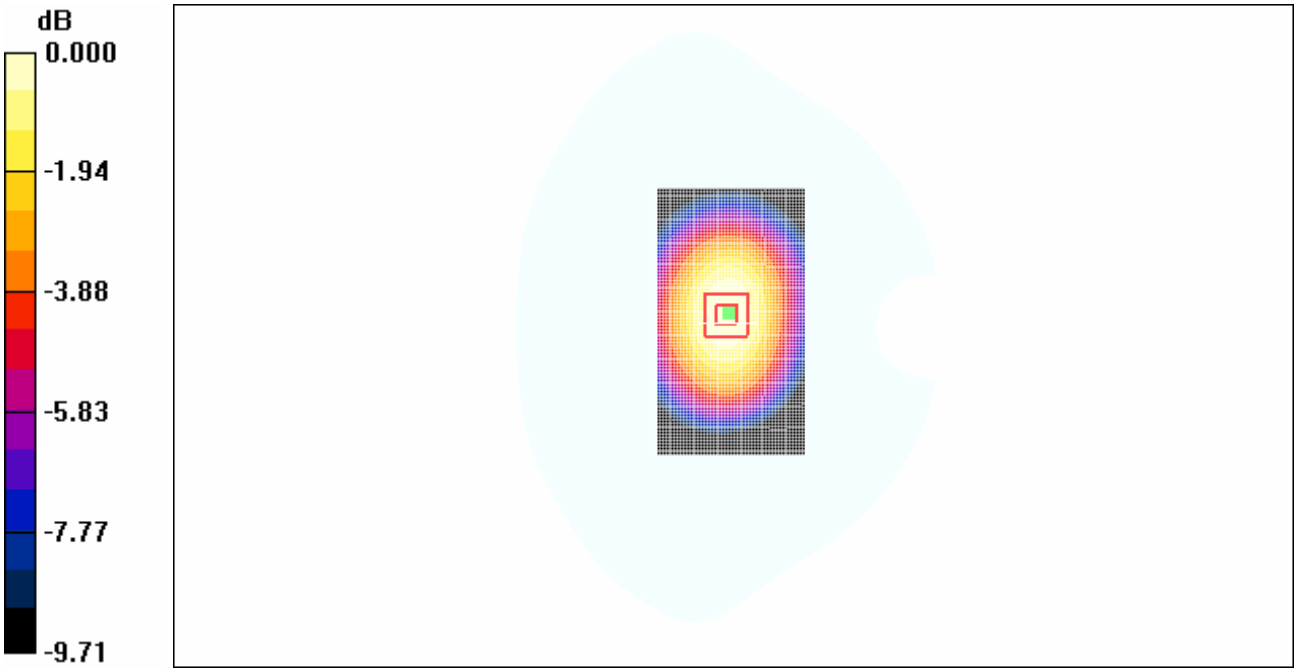

0 dB = 0.248mW/g

Fig. 25 CDMA 800 MHz CH777

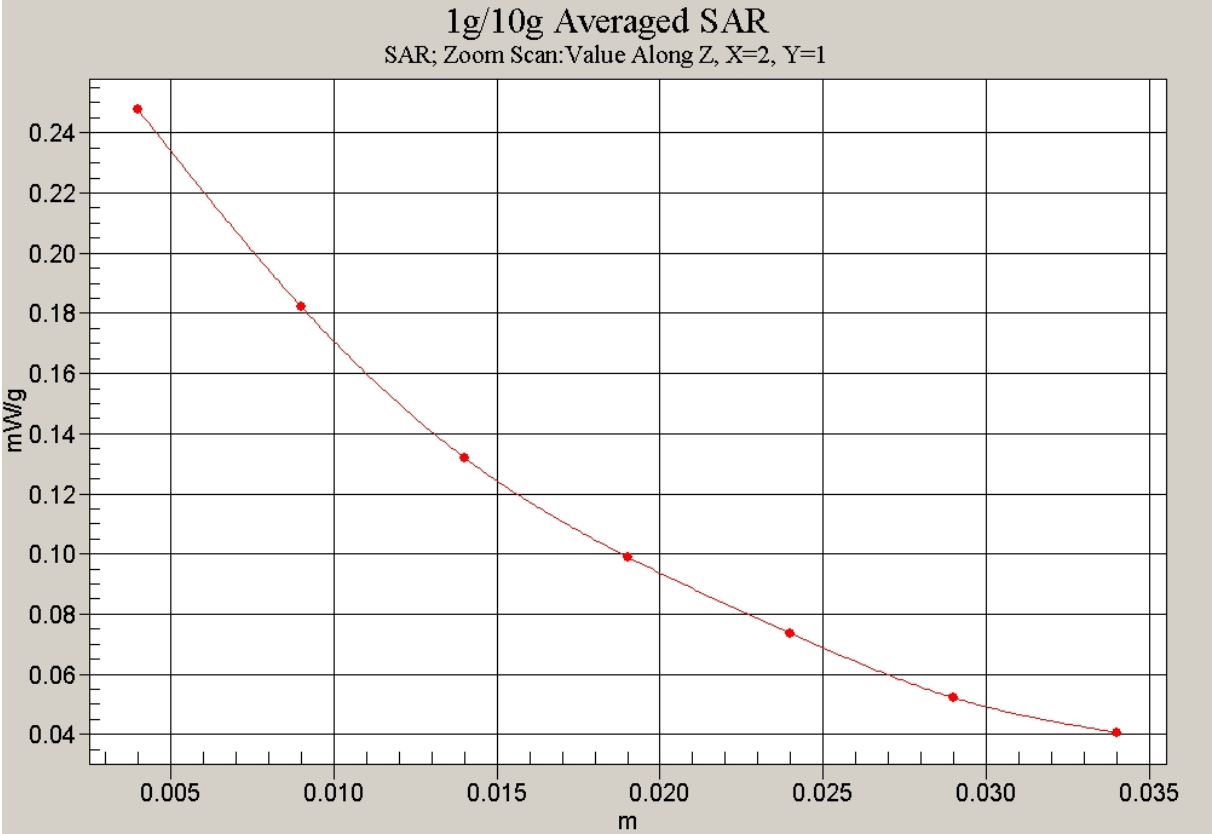

Fig. 26 Z-Scan at power reference point (CDMA 800 MHz CH777)

CDMA 800 Body Towards Phantom Middle

Date/Time: 2007-11-3 8:25:25
Electronics: DAE4 Sn777
Medium: 850 Body
Medium parameters used (interpolated): f = 836.52 MHz; σ = 0.971 mho/m; ε_r = 55; ρ = 1000 kg/m^3
Ambient Temperature:23.3^{o}C Liqiud Temperature: 22.5^{o}C
Communication System: CDMA 1X-new Frequency: 836.52 MHz Duty Cycle: 1:1
Probe: ET3DV6 - SN1736 ConvF(6.51, 6.51, 6.51)

Toward Phantom Middle/Area Scan (51x91x1): Measurement grid: dx=10mm, dy=10mm
Maximum value of SAR (interpolated) = 0.357 mW/g

Toward Phantom Middle/Zoom Scan (7x7x7)/Cube 0: Measurement grid: dx=5mm, dy=5mm, dz=5mm
Reference Value = 19.8 V/m; Power Drift = -0.200 dB
Peak SAR (extrapolated) = 0.425 W/kg
SAR(1 g) = 0.327 mW/g; SAR(10 g) = 0.231 mW/g
Maximum value of SAR (measured) = 0.336 mW/g

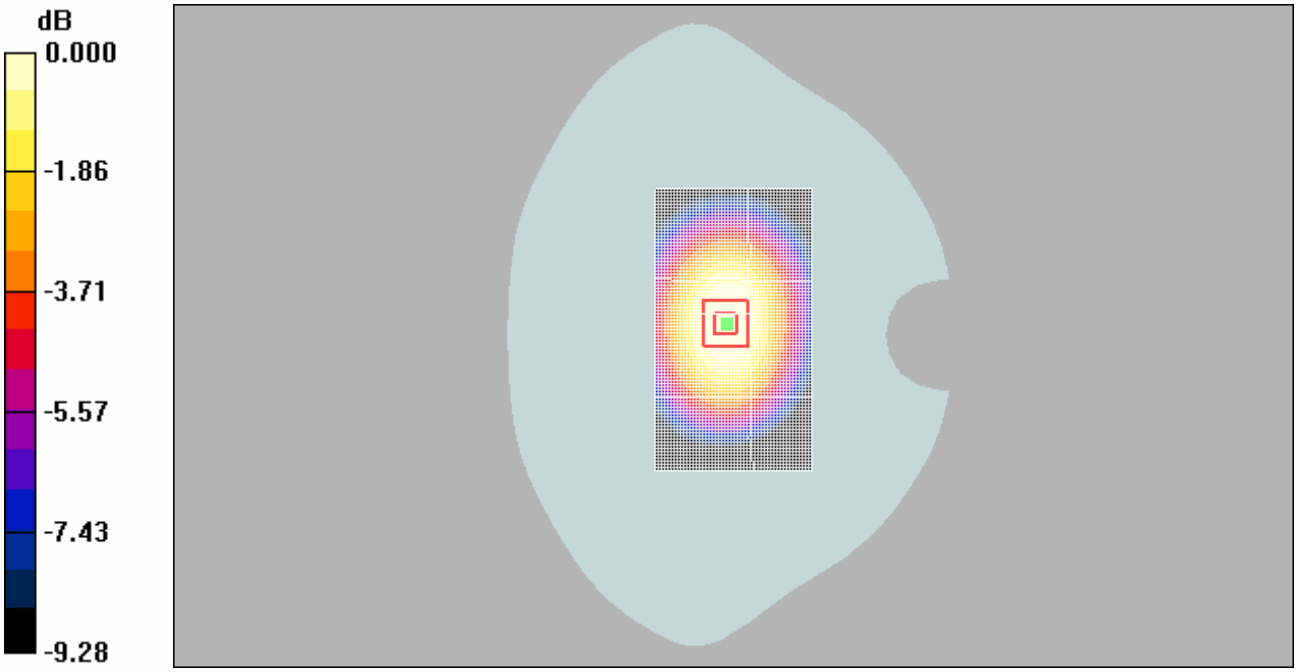

0 dB = 0.336mW/g

Fig. 27 CDMA 800 MHz CH384

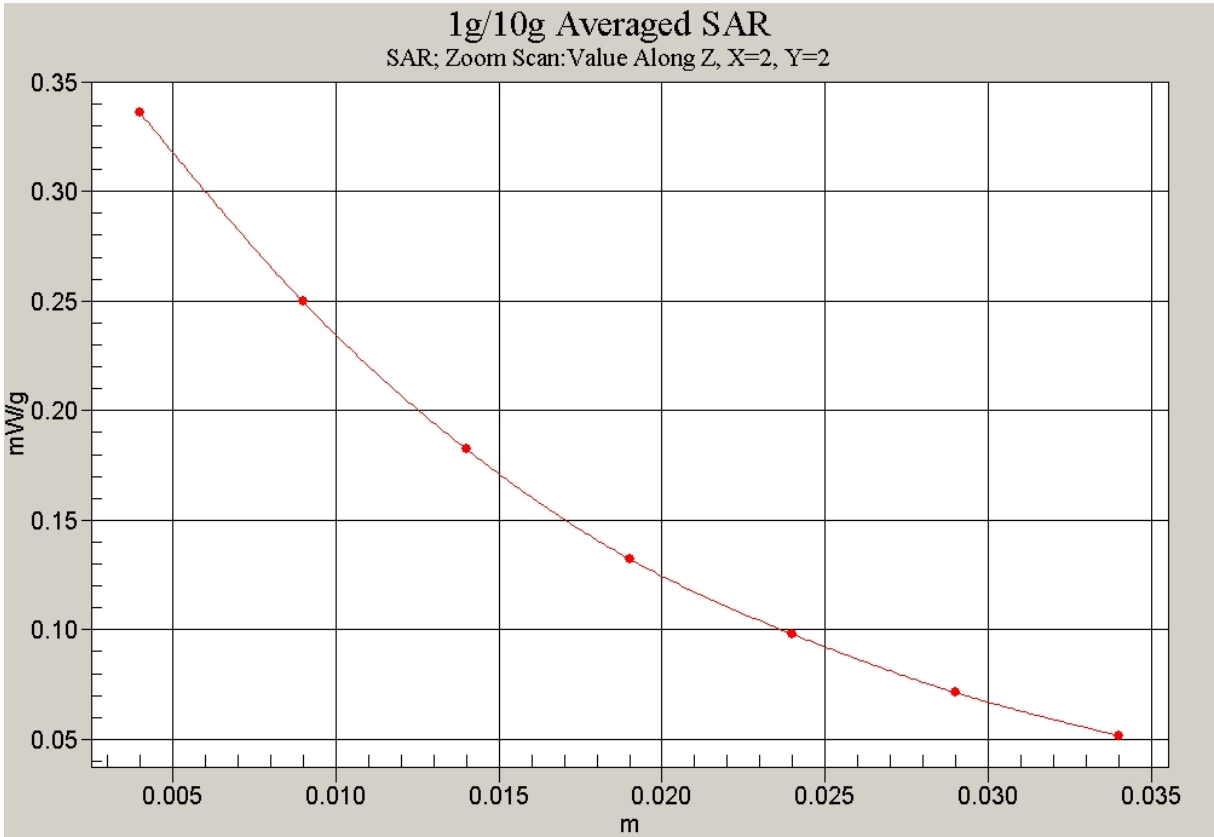

Fig. 28 Z-Scan at power reference point (CDMA 800 MHz CH384)

CDMA 800 Body Towards Phantom Low

Date/Time: 2007-11-3 8:53:52
Electronics: DAE4 Sn777
Medium: 850 Body
Medium parameters used: f = 825 MHz; σ = 0.96 mho/m; ε_r = 55.1; ρ = 1000 kg/m^3
Ambient Temperature:23.3^{o}C Liqiud Temperature: 22.5^{o}C
Communication System: CDMA 1X-new Frequency: 824.7 MHz Duty Cycle: 1:1
Probe: ET3DV6 - SN1736 ConvF(6.51, 6.51, 6.51)

Toward Phantom Low/Area Scan (51x91x1): Measurement grid: dx=10mm, dy=10mm
Maximum value of SAR (interpolated) = 0.312 mW/g

Toward Phantom Low/Zoom Scan (7x7x7)/Cube 0: Measurement grid: dx=5mm, dy=5mm, dz=5mm
Reference Value = 18.7 V/m; Power Drift = -0.122 dB
Peak SAR (extrapolated) = 0.383 W/kg
SAR(1 g) = 0.290 mW/g; SAR(10 g) = 0.205 mW/g
Maximum value of SAR (measured) = 0.302 mW/g

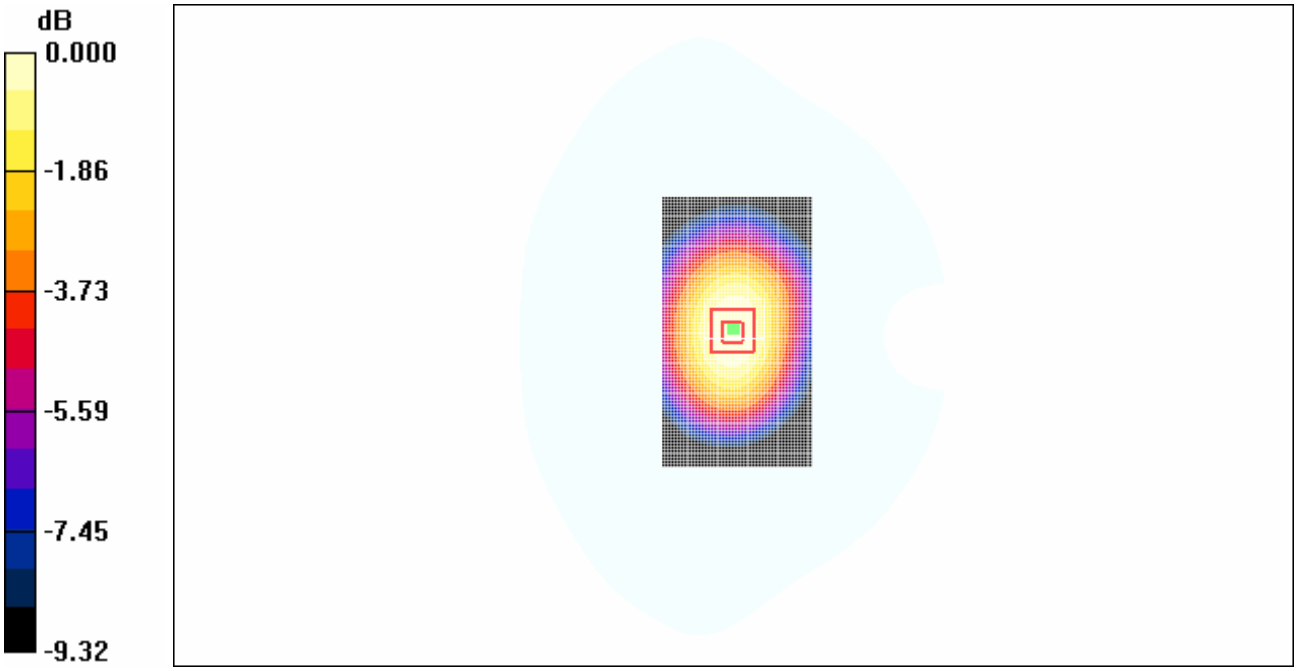

0 dB = 0.302mW/g

Fig. 29 CDMA 800 MHz CH1013

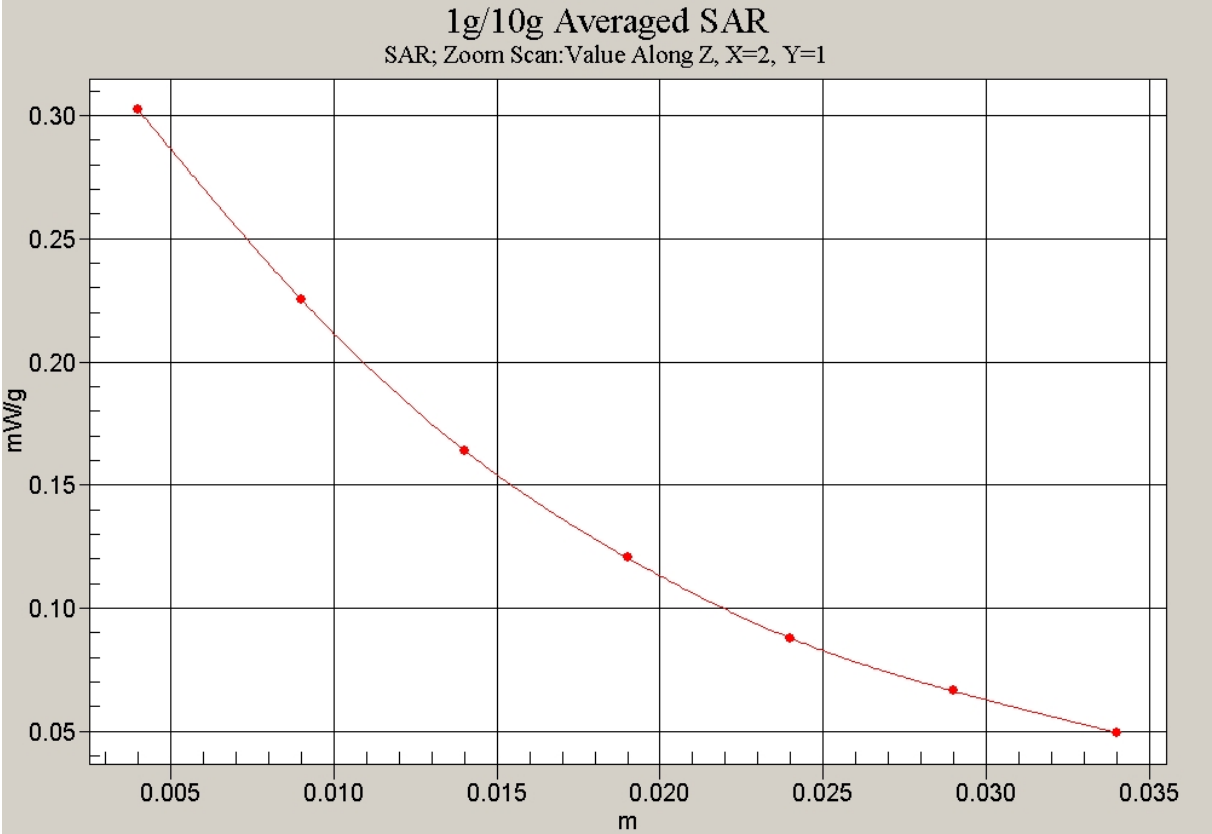

Fig. 30 Z-Scan at power reference point (CDMA 800 MHz CH1013)

CDMA 800 Body Towards Ground High

Date/Time: 2007-11-3 10:07:01
Electronics: DAE4 Sn777
Medium: 850 Body
Medium parameters used (interpolated): f = 848.31 MHz; σ = 0.982 mho/m; ε_r = 55; ρ = 1000 kg/m^3
Ambient Temperature:23.3^{o}C Liqiud Temperature: 22.5^{o}C
Communication System: CDMA 1X-new Frequency: 848.31 MHz Duty Cycle: 1:1
Probe: ET3DV6 - SN1736 ConvF(6.51, 6.51, 6.51)

Toward Ground High /Area Scan (51x91x1): Measurement grid: dx=10mm, dy=10mm
Maximum value of SAR (interpolated) = 0.304 mW/g

Toward Ground High /Zoom Scan (7x7x7)/Cube 0: Measurement grid: dx=5mm, dy=5mm, dz=5mm
Reference Value = 17.5 V/m; Power Drift = -0.200 dB
Peak SAR (extrapolated) = 0.364 W/kg
SAR(1 g) = 0.271 mW/g; SAR(10 g) = 0.187 mW/g
Maximum value of SAR (measured) = 0.282 mW/g

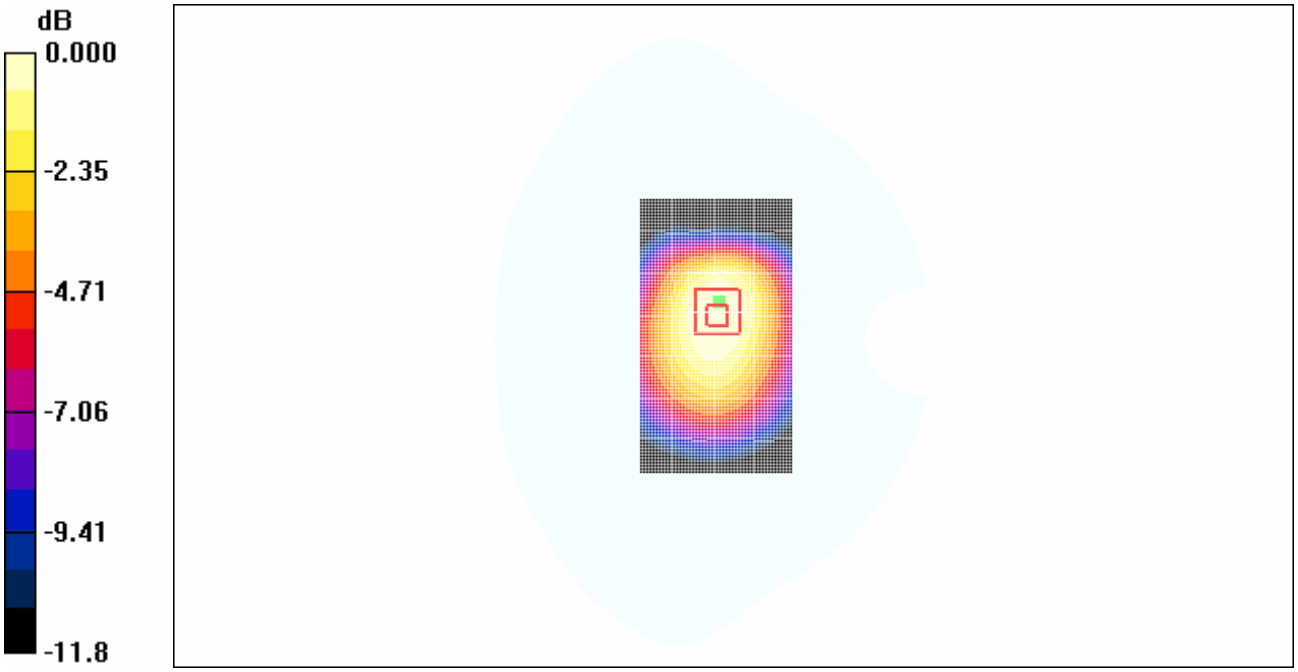

0 dB = 0.282mW/g

Fig. 31 CDMA 800 MHz CH777

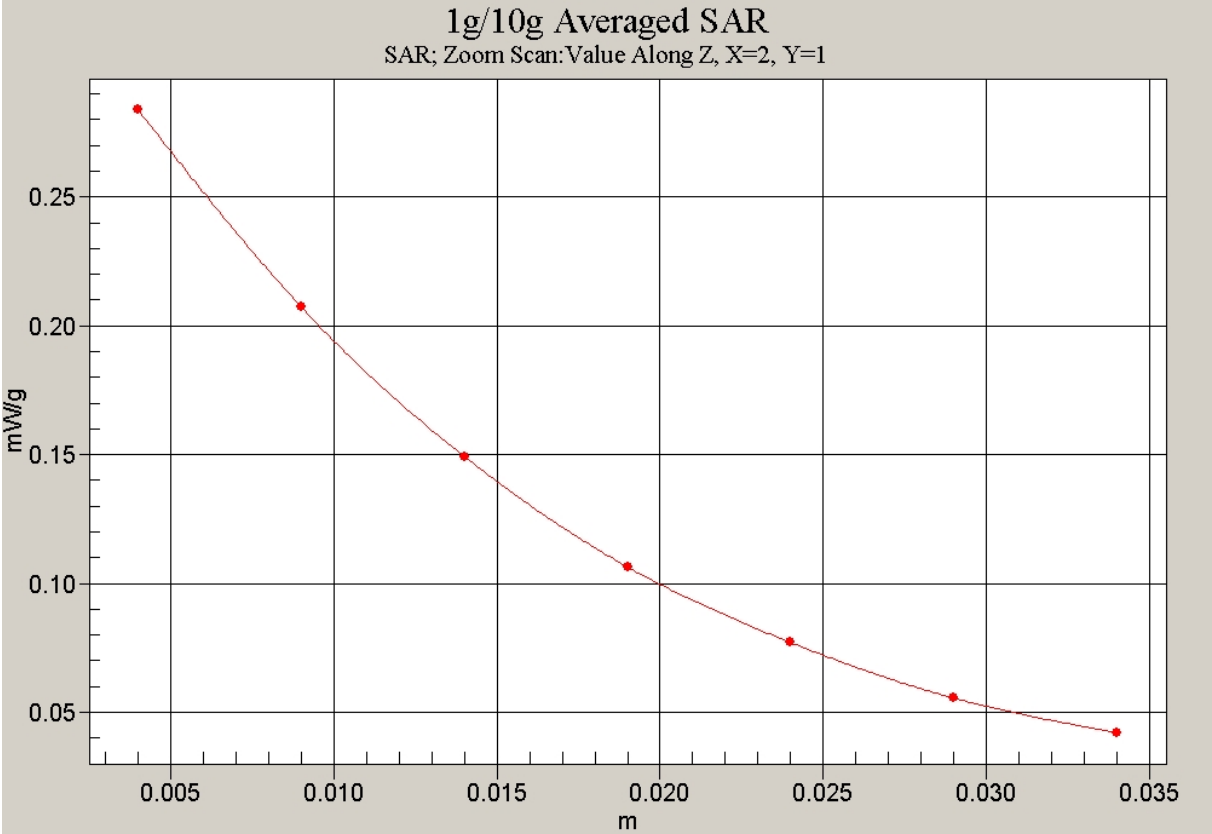

Fig. 32 Z-Scan at power reference point (CDMA 800 MHz CH777)

CDMA 800 Body Towards Ground Middle

Date/Time: 2007-11-3 9:13:06
Electronics: DAE4 Sn777
Medium: 850 Body
Medium parameters used (interpolated): f = 836.52 MHz; σ = 0.971 mho/m; ε_r = 55; ρ = 1000 kg/m^3
Ambient Temperature:23.3^{o}C Liqiud Temperature: 22.5^{o}C
Communication System: CDMA 1X-new Frequency: 836.52 MHz Duty Cycle: 1:1
Probe: ET3DV6 - SN1736 ConvF(6.51, 6.51, 6.51)

Toward Ground Middle/Area Scan (51x91x1): Measurement grid: dx=10mm, dy=10mm
Maximum value of SAR (interpolated) = 0.545 mW/g

Toward Ground Middle/Zoom Scan (7x7x7)/Cube 0: Measurement grid: dx=5mm, dy=5mm, dz=5mm
Reference Value = 24.2 V/m; Power Drift = -0.192 dB
Peak SAR (extrapolated) = 0.628 W/kg
SAR(1 g) = 0.462 mW/g; SAR(10 g) = 0.321 mW/g
Maximum value of SAR (measured) = 0.478 mW/g

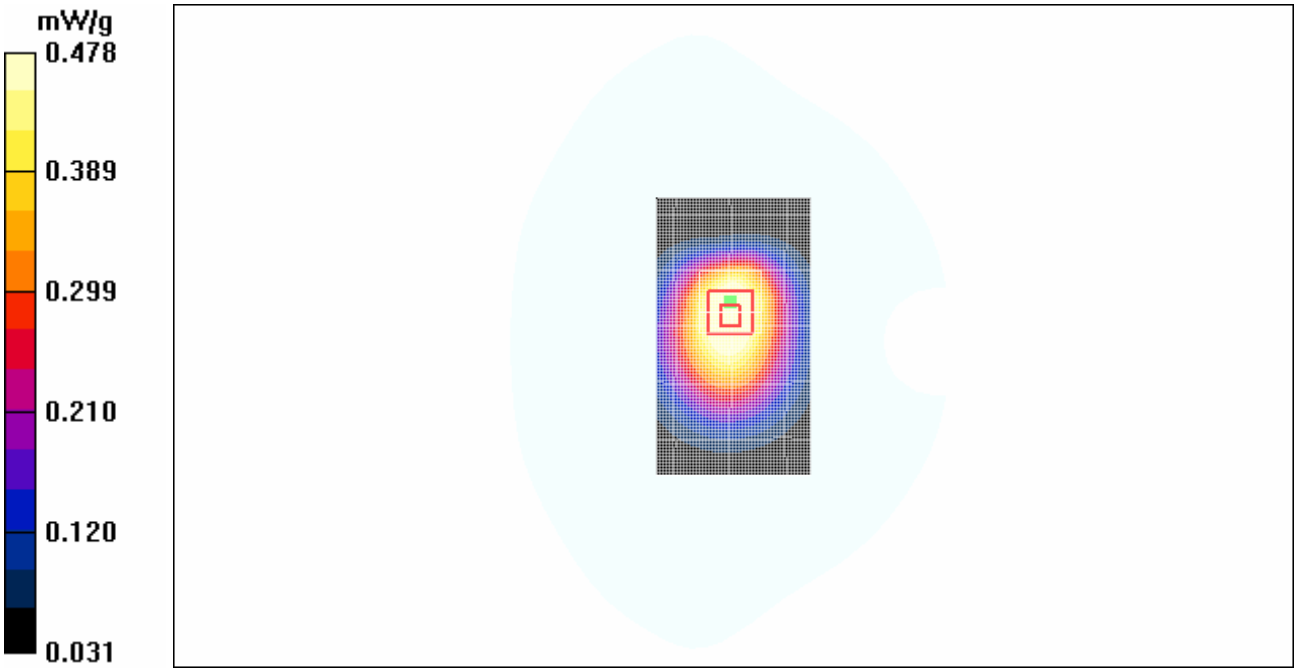

0 dB = 0.478mW/g

Fig. 33 CDMA 800 MHz CH384

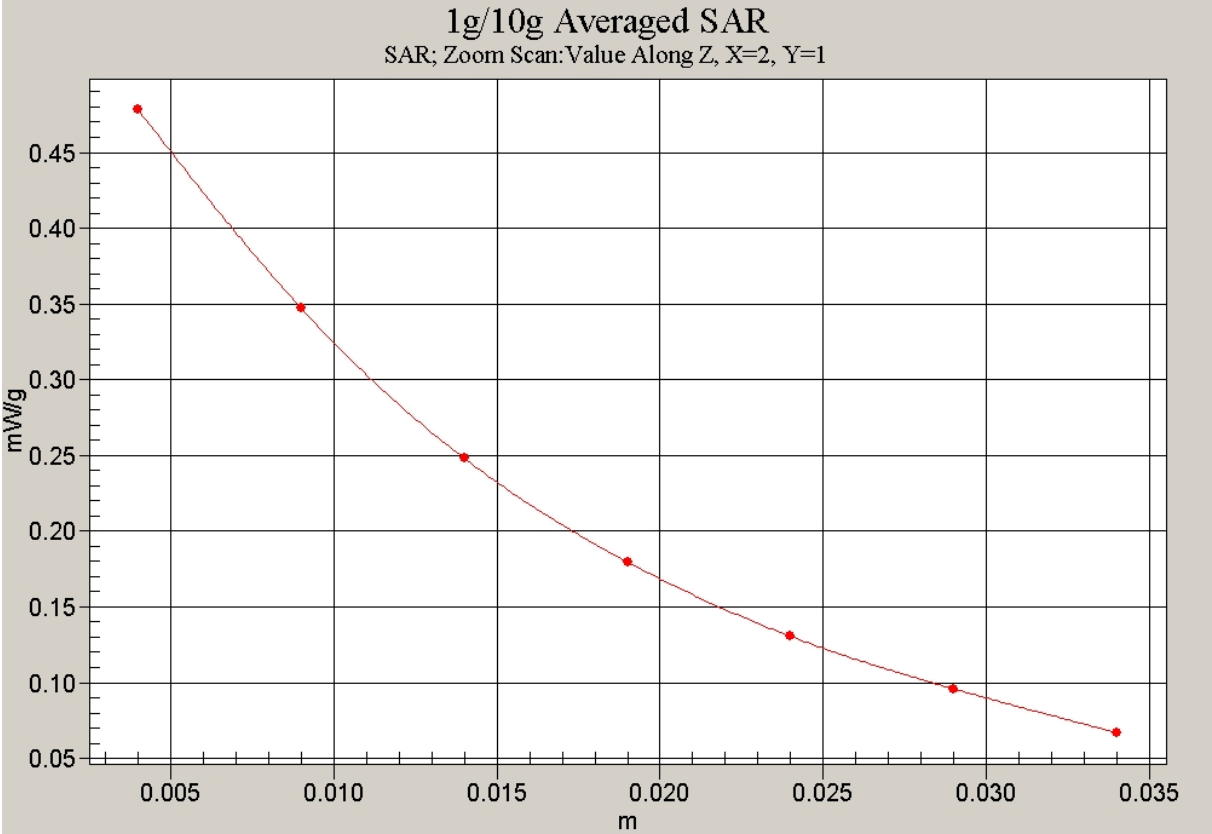

Fig. 34 Z-Scan at power reference point (CDMA 800 MHz CH384)

CDMA 800 Body Towards Ground Low

Date/Time: 2007-11-3 9:42:50
Electronics: DAE4 Sn777
Medium: 850 Body
Medium parameters used: f = 825 MHz; σ = 0.96 mho/m; ε_r = 55.1; ρ = 1000 kg/m^3
Ambient Temperature:23.3^{o}C Liqiud Temperature: 22.5^{o}C
Communication System: CDMA 1X-new Frequency: 824.7 MHz Duty Cycle: 1:1
Probe: ET3DV6 - SN1736 ConvF(6.51, 6.51, 6.51)

Toward Ground Low/Area Scan (51x91x1): Measurement grid: dx=10mm, dy=10mm
Maximum value of SAR (interpolated) = 0.587 mW/g

Toward Ground Low/Zoom Scan (7x7x7)/Cube 0: Measurement grid: dx=5mm, dy=5mm, dz=5mm
Reference Value = 24.8 V/m; Power Drift = -0.184 dB
Peak SAR (extrapolated) = 0.708 W/kg
SAR(1 g) = 0.520 mW/g; SAR(10 g) = 0.362 mW/g
Maximum value of SAR (measured) = 0.541 mW/g

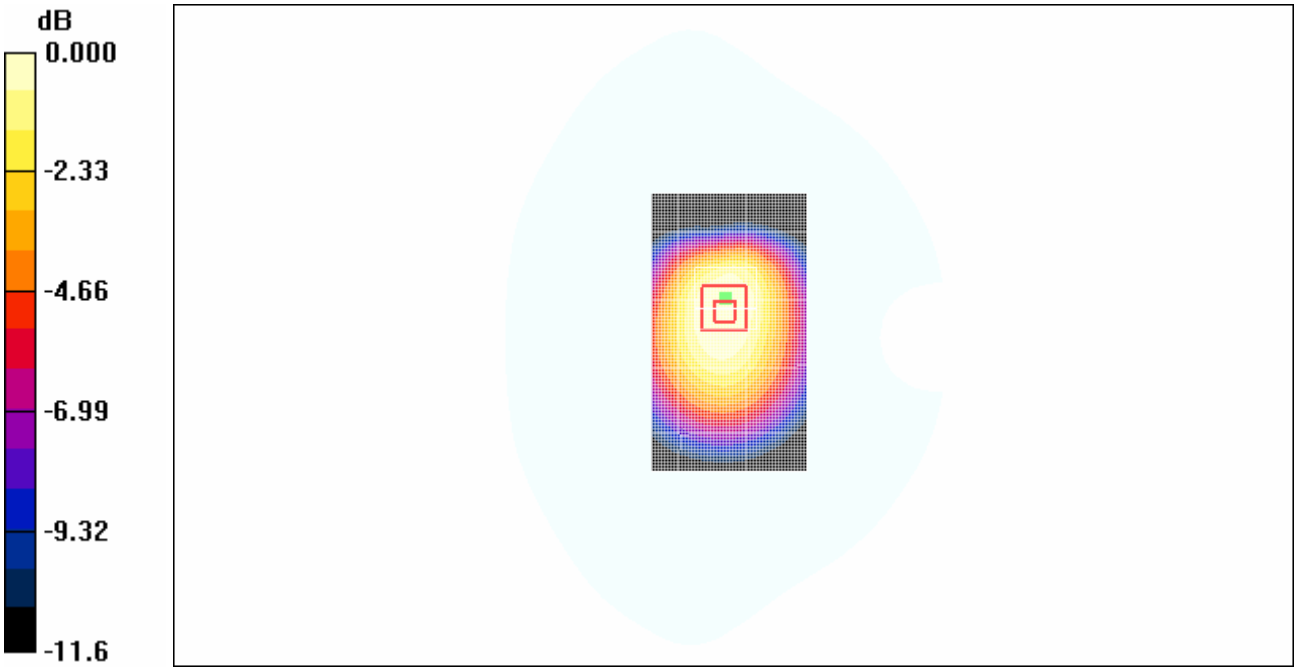

0 dB = 0.541mW/g

Fig. 35 CDMA 800 MHz CH1013

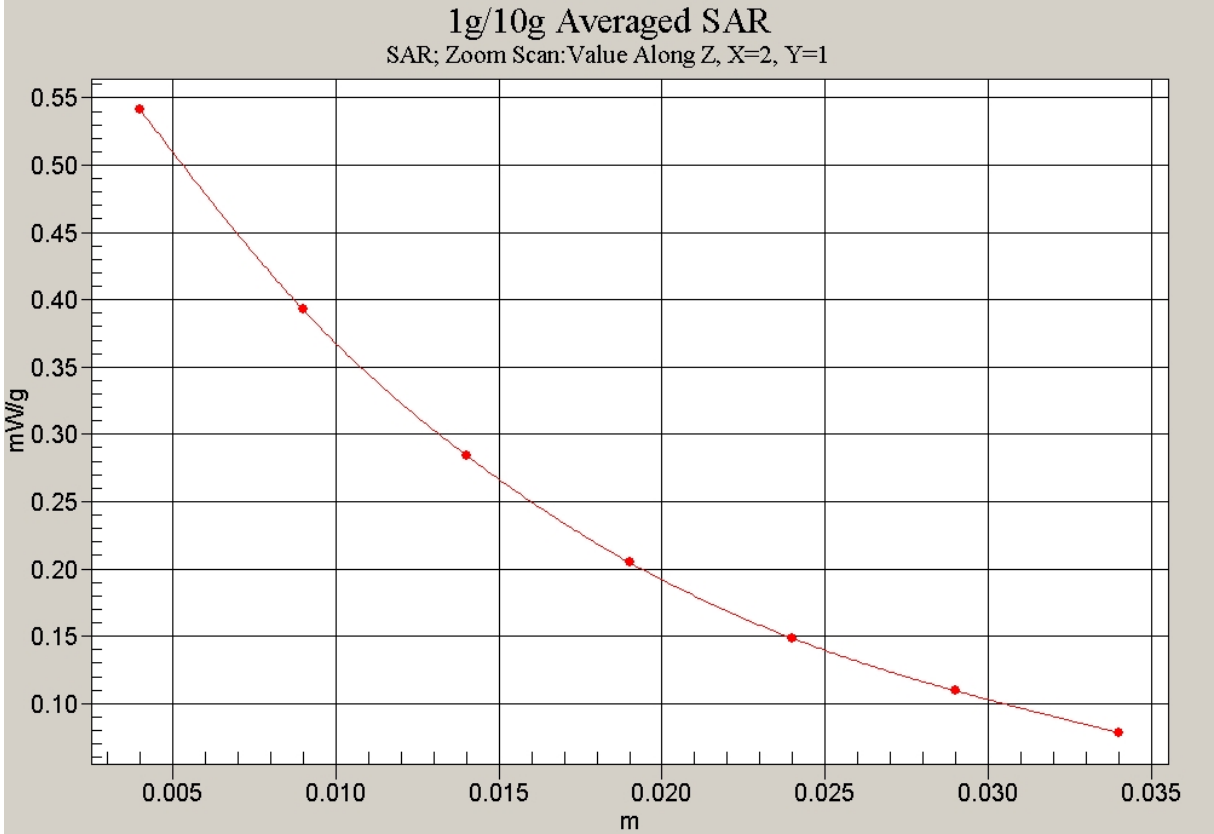

Fig. 36 Z-Scan at power reference point (CDMA 800 MHz CH1013)

CDMA 1900 Left Cheek High

Date/Time: 2007-11-2 17:01:02
Electronics: DAE4 Sn777
Medium: Head 1900 MHz
Medium parameters used (interpolated): f = 1908.75 MHz; σ = 1.38 mho/m; ε_r = 39.3; ρ = 1000 kg/m^3
Ambient Temperature:23.3^{o}C Liqiud Temperature: 22.5^{o}C
Communication System: CDMA 1900 Frequency: 1908.75 MHz Duty Cycle: 1:1
Probe: ET3DV6 - SN1736 ConvF(5.4, 5.4, 5.4)

Cheek High/Area Scan (51x91x1): Measurement grid: dx=10mm, dy=10mm
Maximum value of SAR (interpolated) = 0.992 mW/g

Cheek High/Zoom Scan (7x7x7)/Cube 0: Measurement grid: dx=5mm, dy=5mm, dz=5mm
Reference Value = 21.4 V/m; Power Drift = -0.133 dB
Peak SAR (extrapolated) = 1.56 W/kg
SAR(1 g) = 0.869 mW/g; SAR(10 g) = 0.446 mW/g
Maximum value of SAR (measured) = 0.829 mW/g

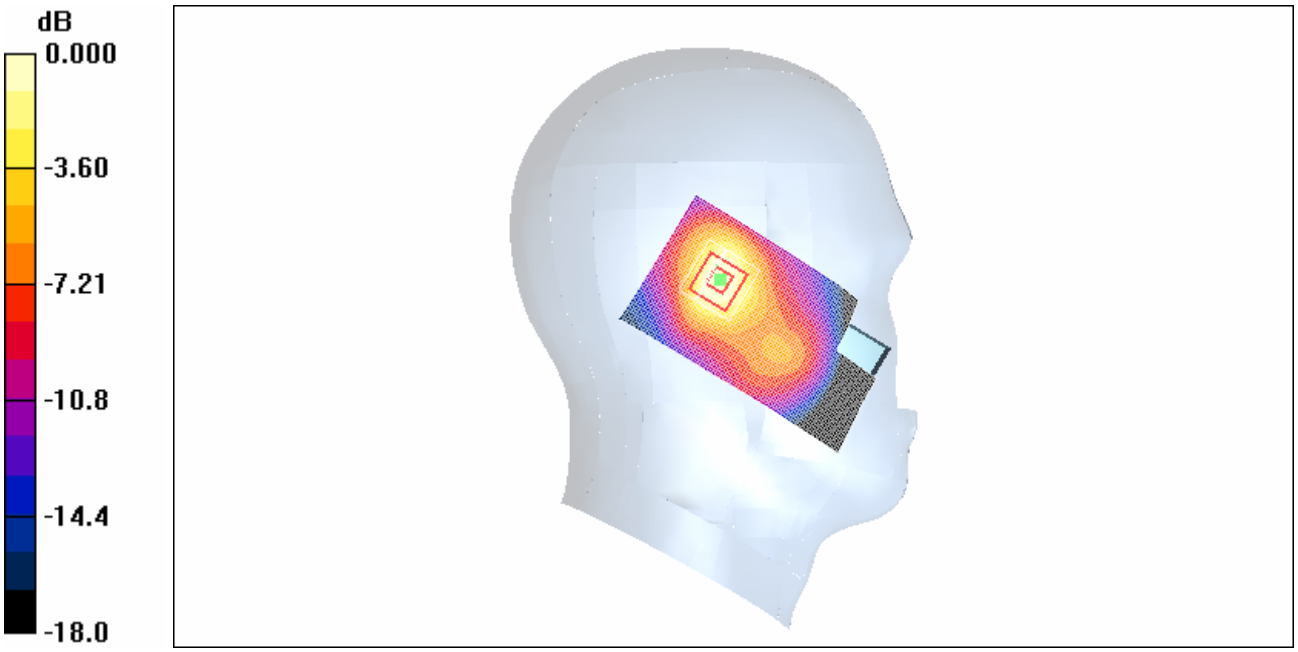

0 dB = 0.829mW/g

Fig. 37 CDMA 1900 MHz CH1175

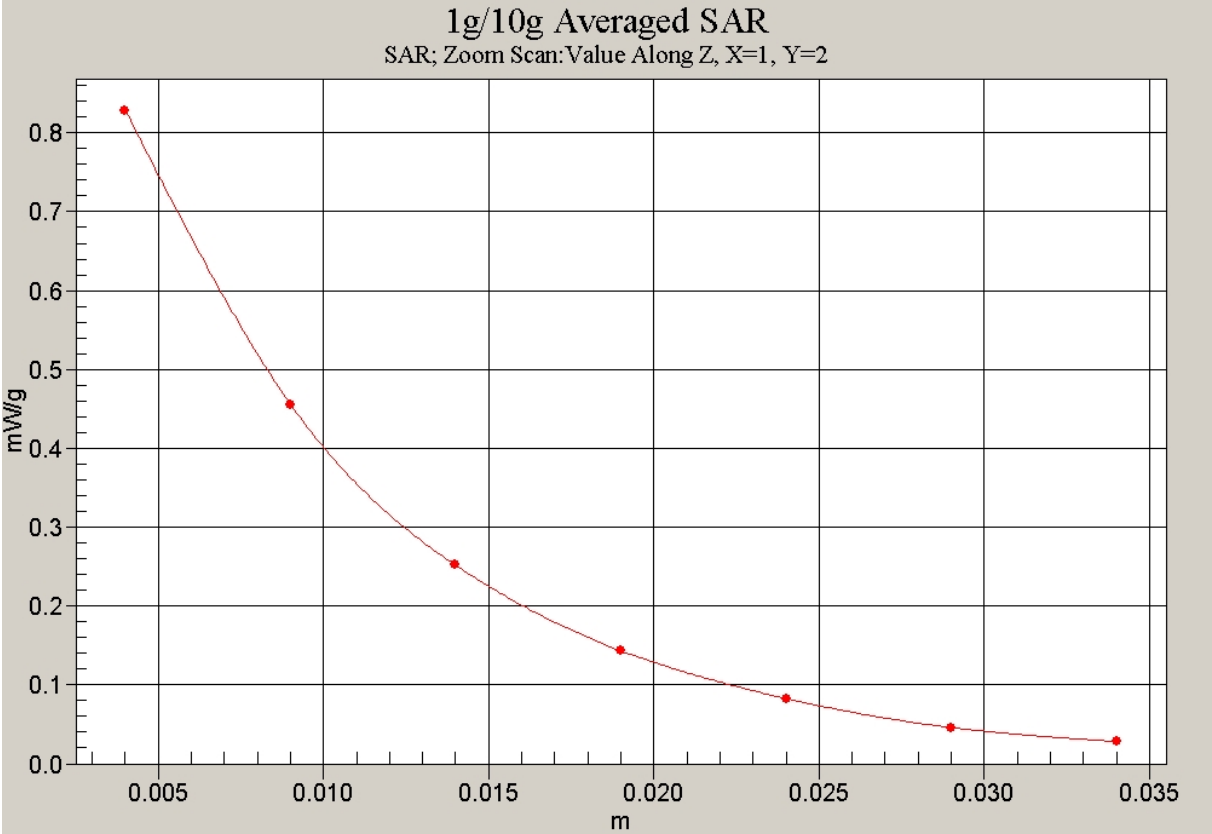

Fig. 38 Z-Scan at power reference point (CDMA 1900 MHz CH1175)