

# PHOTOGRAPHS OF THE TEST CONFIGURATION (FOR WLAN)

CONDUCTED EMISSION TEST




## RADIATED EMISSION TEST



**(FOR BLUETOOTH)**  
CONDUCTED EMISSION TEST




## RADIATED EMISSION TEST



**(FOR RFID)**  
RADIATED EMISSION TEST




**(FOR PART 22/24)**  
CONDUCTED EMISSION TEST



## RADIATED EMISSION TEST

(X-Axis)



# RADIATED EMISSION TEST (Y-Axis)






RADIATED EMISSION TEST  
(Z-Axis)



**(FOR PART 15B)**  
CONDUCTED EMISSION TEST  
Test Mode A (Docking mode)




### Test Mode B (USB mode)




# RADIATED EMISSION TEST



## Test Mode A (Docking mode)



**Test Mode B (USB mode)**  
**(X Axis)**



(Y Axis)



(Z Axis)

