

# "High Frequency Ceramic Solutions"

Preliminary

## 915 MHz Antenna

P/N 0915AT43A0042

Detail Specification: 11/30/2009

Page 1 of 3

### General Specifications

Part Number	0915AT43A0042
Frequency Range	894 - 936 MHz
Peak Gain	-1.0 dBi typ. (XZ-total)
Average Gain	-4.0 dBi typ. (XZ-total)
Return Loss	8.5 dB min.
Impedance	50 $\Omega$
Input Power	2W max.

Operating Temperature	-40 to +85°C
Storage Temperature Range	+5 ~ +35 °C, Humidity 45~75%RH, 12 mos. max
Reel Quantity	1,000

No.	Function	Terminal Configuration
1	Feeding Point	
2	NC	

### Mechanical Dimensions

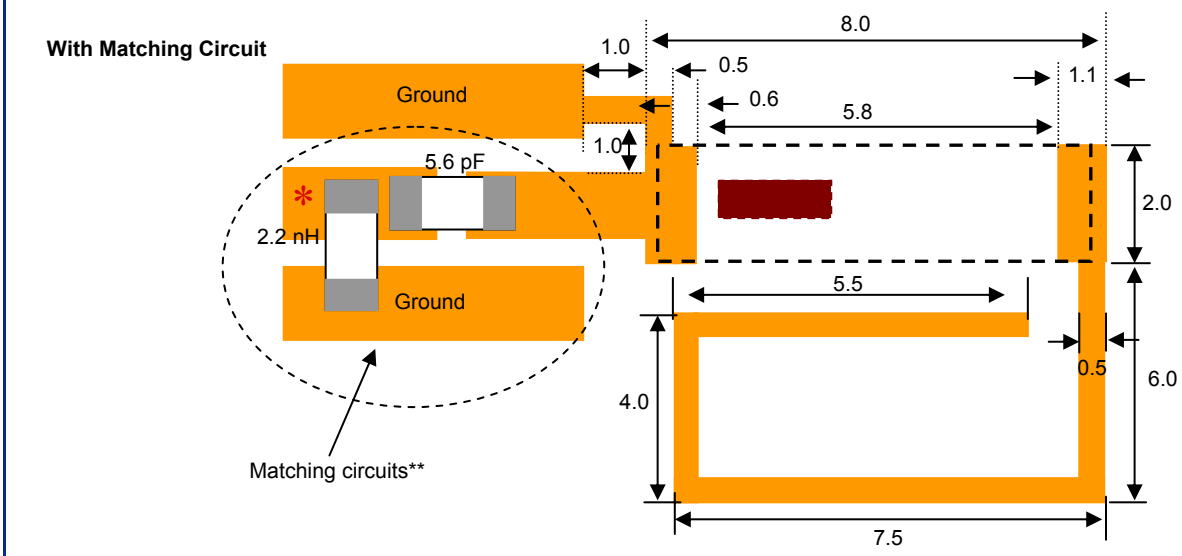
	In	mm
L	0.276 $\pm$ 0.008	7.00 $\pm$ 0.20
W	0.079 $\pm$ 0.008	2.00 $\pm$ 0.20
T	0.031 +.004/-0.008	0.80 +0.1/-0.2
a	0.020 $\pm$ 0.012	0.50 $\pm$ 0.30

### Mounting Considerations

Mount these devices with brown mark facing up. Units: mm

\* Line width should be designed to provide 50  $\Omega$  impedance matching characteristics.

\*\*Matching circuit and component values will be different, depending on PCB layout



Johanson Technology, Inc. reserves the right to make design changes without notice.

All sales are subject to Johanson Technology, Inc. terms and conditions.



[www.johansontechnology.com](http://www.johansontechnology.com)

4001 Calle Tecate • Camarillo, CA 93012 • TEL 805.389.1166 FAX 805.389.1821

2009 Johanson Technology, Inc. All Rights Reserved

# "High Frequency Ceramic Solutions"

Preliminary

915 MHz Antenna

P/N 0915AT43A0042

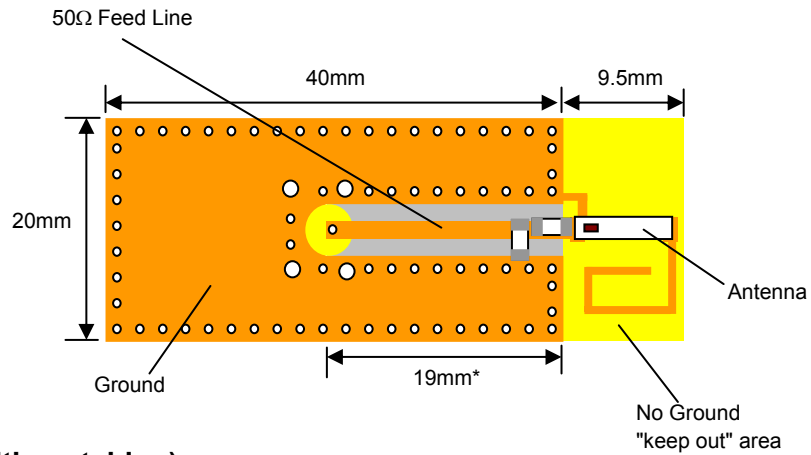
Detail Specification: 11/30/2009

Page 2 of 3

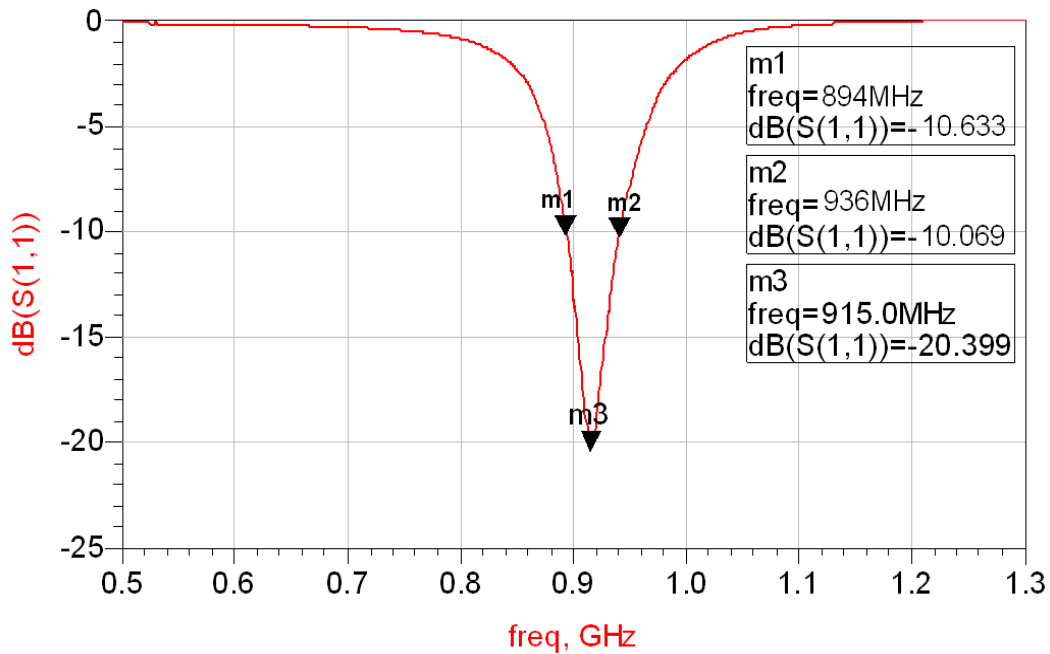
## Mounting Considerations

\* 50Ω feed line can be shorter, 19mm length is for testing purposes

### Test Board



### Return Loss (with matching)



Johanson Technology, Inc. reserves the right to make design changes without notice.  
All sales are subject to Johanson Technology, Inc. terms and conditions.

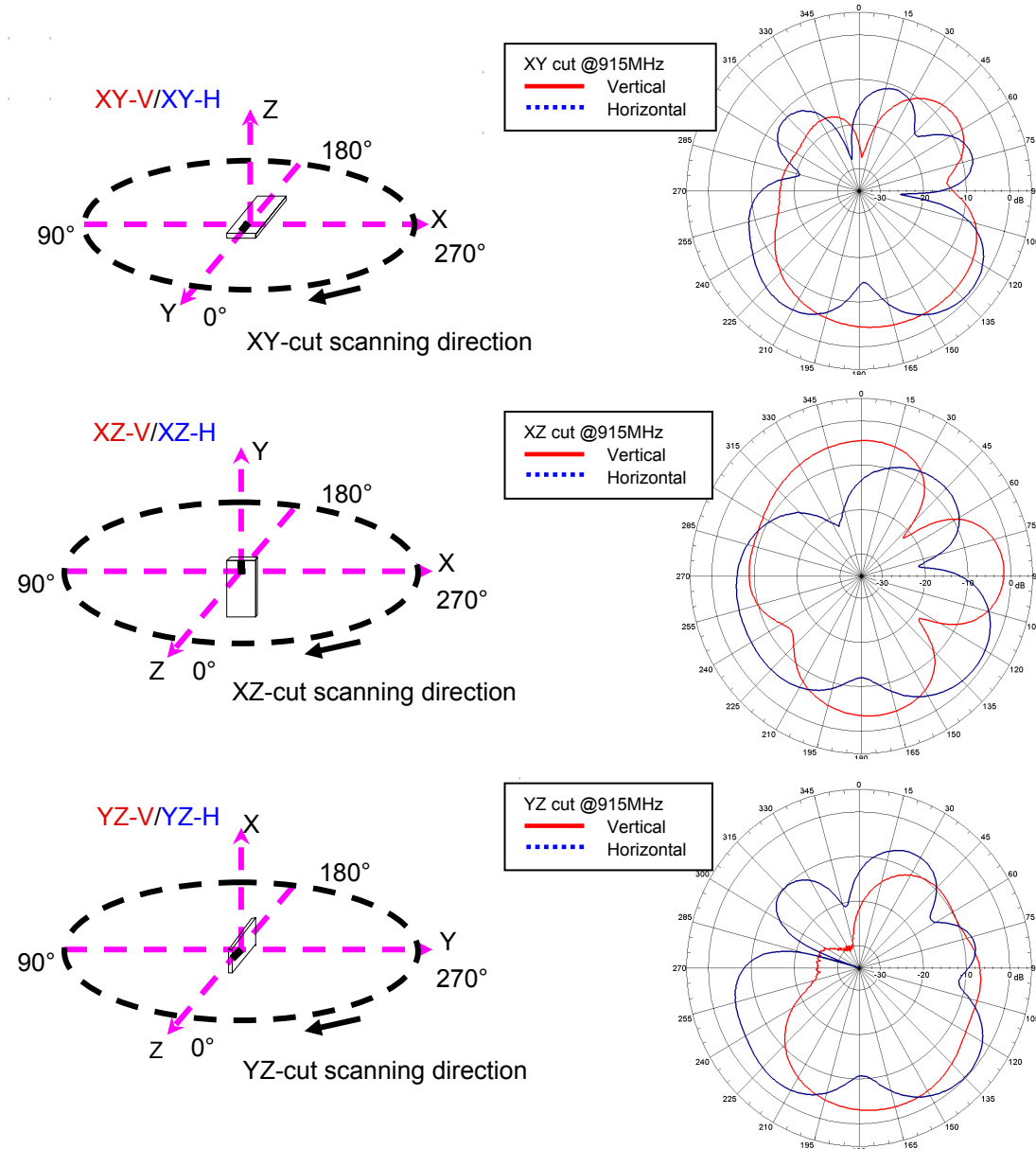


[www.johansontechnology.com](http://www.johansontechnology.com)

4001 Calle Tecate • Camarillo, CA 93012 • TEL 805.389.1166 FAX 805.389.1821

2009 Johanson Technology, Inc. All Rights Reserved

### Typical Radiation Patterns



Johanson Technology, Inc. reserves the right to make design changes without notice.  
All sales are subject to Johanson Technology, Inc. terms and conditions.