



## **INGENIUM TESTING, LLC**

**ELECTROMAGNETIC INTERFERENCE (EMI)**

**TEST SETUP PHOTOS**

**DICKSON COMPANY WIZARD2 MODULE**

**DOCUMENT NUMBER CTR-10-0111, REVISION BASIC**

<b>APPROVAL</b>		<b>RESPONSIBILITY</b>	<b>SIGNATURE</b>	<b>DATE</b>
Written by:	Joshua Taylor	Author		
Reviewed by:	John Vorndran	Technical Data		
Reviewed by:	Debbie Randall	Quality Assurance		

**INGENIUM TESTING, LLC**  
3761 South Central Avenue  
Rockford, Illinois 61102 USA

**DATE:**  
June 30, 2010






**Figure 1 Dickson WiZARD2 Module (Label Side)**




**Figure 2: Dickson WiZARD2 MODULE (Component Side)**

**Test Setup Photos:**




**Figure 3: Setup of the Logger for Radiated Emissions 80 MHz to 1000MHz**





**Figure 4: Setup of the Logger for Radiated Emissions, 1 GHz to 12 GHz.**




**Figure 5: Setup of the Logger for Radiated Emissions Back Axis**






**Figure 6: Setup of the Logger for Radiated Emissions Side Axis**





**Figure 7: Setup of the Logger for Radiated Emissions Upright Axis**



**Figure 8: Conducted Emissions front view**





**Figure 9: Conducted Emissions side view**



**END OF REPORT**