

SETUP PHOTO EXHIBIT

Report Number: R14622069-EP1

Applicant : Ascensia Diabetes Care Holdings AG
Peter Merian-Strasse 90 4052
Basel, Switzerland

Model : 7035 and 7036

FCC ID : VN5-CPB

IC : 7347A-9

EUT Description : Contour Plus BLUE Blood Glucose Monitoring System

Test Standard(s) : FCC 47 CFR PART 15 SUBPART C: 2024
ISED RSS-247 ISSUE 3: 2023
ISED RSS-GEN ISSUE 5 + A2: 2021

Date Of Issue:
2024-08-26

Prepared by:
UL LLC
12 Laboratory Dr.
Research Triangle Park, NC 27709 U.S.A.
TEL: (919) 549-1400



REPORT REVISION HISTORY

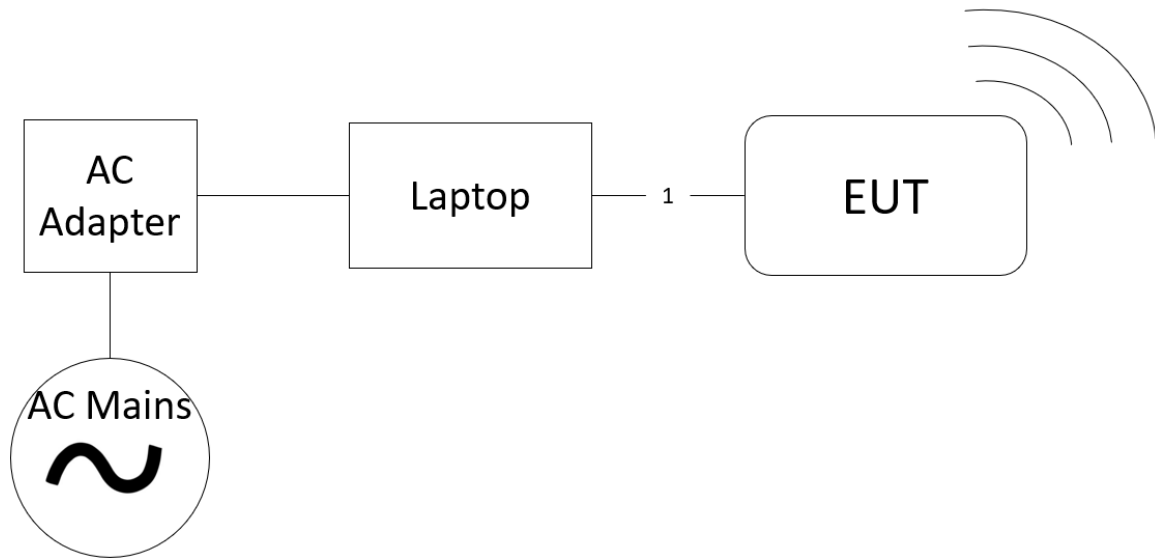
Rev.	Issue Date	Revisions	Revised By
V1	2023-06-23	Initial Issue	Charles Moody
V2	2024-08-26	Revised: FCC reference to 2024, RSS-247 to Issue 3, and model designations to 7035 and 7036.	Jeff Moser

TABLE OF CONTENTS

REPORT REVISION HISTORY	2
TABLE OF CONTENTS	3
1. SETUP DIAGRAMS	4
2. SETUP PHOTOS	5
END OF TEST REPORT	11


1. SETUP DIAGRAMS

Conducted/Radiated:





2. SETUP PHOTOS

CONDUCTED MEASUREMENT SETUP





RADIATED RF MEASUREMENT SETUP


RADIATED PHOTO (<30 MHz BLE)




RADIATED PHOTO (<30 MHz BLE)



RADIATED PHOTO (30-1000MHz BLE)




RADIATED PHOTO (>1GHz BLE)




XYZ SETUP PHOTOS


X-ORIENTATION



Y-ORIENTATION



Z-ORIENTATION



END OF TEST REPORT