

**HEXTL**<sup>TM</sup>

---

WIRELESS SPEAKER

QUICK  
START  
GUIDE

## Getting to know Bluetooth

Bluetooth wireless is a quick and easy way to connect a smartphone to a speaker or a headset. There are basically two steps to making Bluetooth work.

### PAIRING:

The two devices get to know each other.



### CONNECTING:

The two devices do something together (like play music).

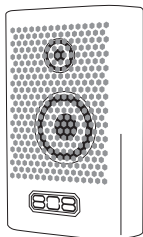


This guide takes you through the steps to get started.

# Step 1: Unpack

Make sure the following items came in this package.

Your speaker



AC adapter



Audio cable

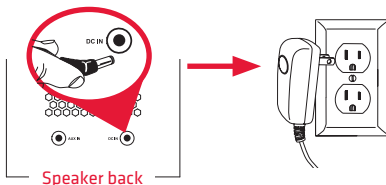


## Step 2: Charge

Before you start using the HEX TL speaker for the first time, it's a good idea to charge it completely.

**To charge the speaker:** Plug the included AC adapter into the **DC IN** jack on the back of the speaker.

Plug the other end of the AC adapter into a wall outlet.

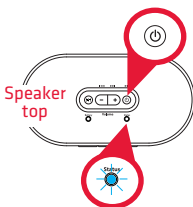


The **Battery** indicator on the top of the speaker is red while the speaker is charging. It turns green when the speaker is fully charged.

**Note:** You can use the speaker while it's charging.

## Step 3: Turn on

Press the  button on top of the speaker to turn it on. The speaker gives an audio signal and the **Status** indicator light on top of the speaker starts blinking.




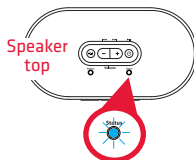
If this is the first time you're using the speaker, it automatically goes to Bluetooth pairing mode to set up with your smartphone.


## Step 4: Pair + Connect

Enable Bluetooth on your smartphone or other device.



Make sure the **Status** light on the top of the speaker is blinking rapidly. (If it isn't, give a short double-press on the  button. The speaker gives an audio signal.)



If you've previously paired your phone or other Bluetooth device with this speaker, the speaker will automatically attempt to reconnect to that device when you switch the speaker on. If you want to pair to a new device, give a short double-press to the  button. The speaker gives a signal and the **Status** light on the top of the speaker starts blinking.

Choose **808 Hex TL** from the pairing options on your smartphone. (If it's not in the list, choose "Scan" from your phone's Bluetooth menu.)



The speaker gives an audio signal when it's finished pairing and connecting to your smartphone. The **Status** indicator on the top of the speaker turns solid blue.

**Note:** The process of enabling Bluetooth and connecting varies from device to device. See your device's owners manual for more information and specific instructions.

### Bluetooth Wireless Connection Tips

- Make sure the Bluetooth capability of your device is turned on.
- Make sure there's nothing plugged into the speaker's AUX IN jack when you're trying to use Bluetooth.
- The Bluetooth wireless connection works up to a range of roughly 33 feet (10 meters). This range may vary, however, based on other factors, such as room layout, wall material, obstacles, your device's Bluetooth performance, etc. If you're having problems connecting to this speaker, move closer to it.
- Make sure your device supports audio transfer A2DP.
- If your device asks you for a password to connect, use "0000".

## Step 5: Play music

Set your device's volume for music to 75%.

**Note:** This is to make sure the sound from the speaker isn't too loud when you start streaming.


Start playing music or other audio on your device. Within seconds, the speaker starts streaming the audio wirelessly via Bluetooth.



**To adjust the volume of your audio:** Give a single press to the – or + button on top of the speaker. You can also use the volume controls on your phone.

### Controlling Playback from the Speaker

If you're playing music via Bluetooth, it's easy to play/pause and skip tracks from the speaker.

**To play/pause:** press once on the speaker's  button.

**To skip forward:** press and hold the speaker's + button.

**To skip backwards:** press and hold the speaker's – button.

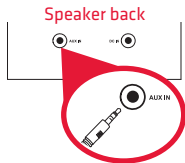


## Using Bass Boost

This speaker has a Bass Boost feature that enhances the lower frequencies in your music. Bass Boost is turned on by default. Press the **++** button on the top of the speaker to toggle Bass Boost on and off.

## Using the AUX IN input

Use the audio cable included with this speaker to connect the audio output from your device to the **AUX IN** audio input on the speaker's back panel. The speaker automatically switches to the **AUX IN** audio.



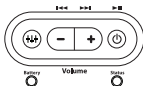
To listen to Bluetooth audio again, unplug the cable from the speaker's **AUX IN** jack.

# Tour of the speaker

## Top of the speaker

⏻ button has four functions:

- it turns the speaker on and off (press and hold)
- it puts the speaker into pairing mode (short double-press when the speaker's on) to connect to a new Bluetooth device
- it attempts to reconnect to the last paired device (short single-press when the speaker's on)
- it plays/pauses playback when audio is playing via Bluetooth



⏮ button switches between bass boost and regular equalization.

- / + decrease or increase the volume of the speaker's audio. They also skip forward or backward (press and hold) when audio is playing via Bluetooth.

**Status light** shows the Bluetooth status of the speaker:

- fast blinking blue while pairing
- slow blinking blue while reconnecting

- solid blue when paired
- solid white when the **AUX IN** jack is in use
- off when the speaker's off.

**Battery light** shows the charging status of the speaker: red when charging, green when fully charged.

### Back of the speaker

**AUX IN** jack lets you connect an audio device directly to the speaker using the provided audio cable.



**DC IN** jack connects to the provided power adapter to plug the speaker into a power outlet.

### Turning the 808 Sounds On and Off (Silent Mode)

This speaker provides status/alert sounds when you turn the speaker on and off, as well as when you're pairing.

**To turn status/alert sounds on/off:** press and hold the + and - buttons on top of the speaker (while it's on) until the speaker beeps twice.

For more information about your new HEX TL speaker, see the User Guide.

If you have any questions about this product, visit [808Audio.com](http://808Audio.com) or call our toll-free help line at 1-800-732-6866.

SP901 QSG 02