

BlueAnt®



User Manual

V1.0

MIC-X

WIRELESS MICROPHONE

**Works With
X4i & X5i
Party Speakers**

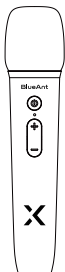


Welcome

Thank you for purchasing the Mic-X microphone.
Please read through this manual to get the most out of your Mic-X microphone.

Inside the box

Included in the box are the following contents:



**Mic-X
Microphone**



1 x USB-C Cable



1 x User Manual

Technical Specs

Size: 202 x 45mm

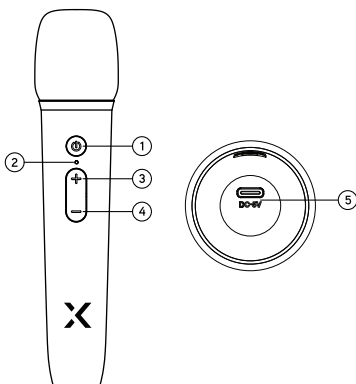
Weight: 157g



Charging Time: 2.5 hours

Avoid dropping the microphone or hitting with a hard object, as this may cause damage

Get to know your Mic-X

Button Functions



1.  Short press 1.5s | Power ON/OFF
2.  Light Indicator



When you turn on the microphone, the battery level indicator light will show the current charge level of the microphone.

- 0-14% Red flashing
- 15-44% Red solid
- 45-74% Blue solid
- 75-100% Green solid

When the indicator light starts flashing *Red*, please charge the microphone using the supplied USB charging cable, plugged into the USB port on the X4i/X5i. Please only use 5V 1A to charge the microphone.

- A full charge will take around 2.5h
- The charge level will also show when charging

When fully charged, the microphone will last for about 60 hrs. The microphone will automatically power off after 10 minutes if it is not connected to the speaker, and after 30 minutes when connected to the speaker, if the microphone is not in use to conserve battery.

3.  Long Press - Increase the Mic Volume Continuously
Short Press - Increase the Mic Volume Gradually
4.  Long Press - Decrease the Mic Volume Continuously
Short Press - Decrease the Mic Volume Gradually

Get to know your Mic-X cont'd...



Long Press Volume + & Vol - for 5s at the same time. This will clear the microphone's pairing memory and go into pairing mode

5.




Charging port

Getting started

Using the microphone

To avoid feedback, please do not point the microphone at the speaker or bring the microphone within 30cm of the speaker

1. Turn on the X4i/X5i, press and hold the  button of wireless microphone for 1.5s to power on the microphone. For the second microphone, repeat the same process.
2. Now you can use the microphone to adjust the volume. The default microphone volume is *Level 4 of 16*.
 - On the X5i, the display will show 1 (00-16) for the Volume levels of *Microphone 1* and 2 (00-16) for the Volume levels of *Microphone 2*
 - If you set either microphone to a Volume Level of 00, then there will be no sound from that microphone
 - The microphone volume resets to the default of 4, every time the microphones are powered on
 - The speaker volume controls the overall output of the speaker and the microphones. If this is set to 0, then there will be no output from the microphones
3. You can use the *echo +* and *-* to adjust the level of echo applied to the microphones. This echo control effects both microphones.
 - When you adjust the level of echo, on the X5i the display will show this as *E 00-16*
 - The default level of echo is *E 04* and the speaker will reset to this level each time it powers on
4. To *power off* a microphone, simply *hold* the power button of the wireless microphone for 1.5s.
5. To *reset* the wireless microphone, with it powered on, *press* and *hold + & -* for 5s. The microphone will disconnect from the speaker, if it was connected, and flash *red, green, blue* and then *reconnect* to the speaker.

SAFETY INFORMATION AND WARRANTY TERMS

Important Safety Information

PLEASE READ THIS ENTIRE DOCUMENT CAREFULLY, BECAUSE IT CONTAINS IMPORTANT INFORMATION ABOUT THE USE OF BLUEANT DEVICES

WARNING - PROTECT YOUR HEARING

BLUEANT DEVICES CAN REACH VOLUMES ABOVE 100 DECIBELS

ONLY CHARGE WHEN DEVICE IS CLEAN AND DRY

Care and Handling

Your BlueAnt Bluetooth device is a precision engineered instrument. To ensure its ongoing performance, you should look after it as you would any quality consumer electronic product, and use it in accordance with the instructions. BlueAnt recommends that you take the following precautions. Avoid leaving your device in direct sunlight.

- Do not leave your device, or use your device, in any area where the temperature may exceed 50 degrees Centigrade, such as inside a closed car on a hot day. Remember that on a hot day, the temperature inside a closed car may be significantly higher than the outside air temperature.
- Do not leave your device, or use your device, in any area where the temperature is likely to drop below 0 degrees Centigrade (32 degrees Fahrenheit).
- Do not leave your device, or use your device, in any area exposed to humidity, dust, soot, other foreign objects, smoke, or steam as this may cause your device to malfunction.

PROLONGED USE AT HIGH VOLUMES MAY AFFECT YOUR HEARING CAPACITY AND MAY RESULT IN NOISE INDUCED HEARING LOSS (NIHL). TURN OFF THE POWER TO YOUR DEVICE WHEN NOT IN USE.

- Do not use any household or industrial grade detergents or cleaners to clean your device. If your device becomes dirty or smeared, in most instances a wipe with a dry or slightly damp cloth should be sufficient to clean it.
- Do not leave your Bluetooth device plugged into a wall for long periods after it is fully charged. BlueAnt does not recommend long periods of continued charging.
- Before charging your BlueAnt device, make sure that the AC outlet, adaptor and cable are not damaged. If you notice any abnormalities, seek advice from a qualified professional.
- If travelling internationally, ensure that your BlueAnt wall or car power adapter is approved for use in the country where you plan to use it and that the adapter voltage is suited to the local power supply.
- Should a fault develop with your BlueAnt product, contact BlueAnt for advice on how to proceed. Do not attempt to repair or alter any BlueAnt product yourself.

Approved Accessories

The use of accessories not approved by BlueAnt, including but not limited to batteries, antennas, wall adapters, car charger, ear gels and foam tips and convertible covers, may cause your BlueAnt device to malfunction or in the case of non approved electrical accessories may cause the device to exceed RF energy exposure guidelines.

Electromagnetic Interference

Nearly every electronic device is susceptible to electromagnetic interference (EMI) if inadequately shielded, electromagnetic configured for electromagnetic compatibility. Similar to a mobile phone, your BlueAnt device is a low power transmitter/receiver and is covered by regulations pertaining to such devices. Turn off your BlueAnt device in any facility where posted notices instruct you to do so. These facilities may include hospitals or health care facilities that may be using equipment that is sensitive to external RF energy.

- When instructed to do so, turn off your BlueAnt device when on board an aircraft. Any use of a mobile device must be in accordance with applicable laws, regulations and airline crew instructions.

- If you use any other personal medical device, consult the manufacturer of your device to determine if it is adequately shielded from RF energy. Your doctor or physician may be able to assist you in obtaining this information.
- If you are in doubt about whether your BlueAnt device can be safely turned on or used, please consult an authorised person in the location you want to use your BlueAnt device. If no authorised person is available or you remain uncertain, BlueAnt recommends that you turn off your Bluetooth device and any mobile phones unless they are required in an emergency situation.

Recycling Bluetooth Accessories

Do not dispose of Bluetooth accessories, such as chargers, speakers, headphones or headsets with your household waste. In some countries or regions, collection systems are set up to handle electrical and electronic waste items, and may prohibit or restrict how such items are disposed of. Check the laws and regulations for your areas to determine how to properly dispose of such items.

BlueAnt Limited Global Warranty

This product is covered by BlueAnt's limited global warranty for one (1) year from the date of purchase, or if later, the date of delivery. Please refer to warranty.blueantwireless.com for full terms and conditions.

THANK YOU FOR CHOOSING A BLUEANT PRODUCT

For warranty and technical support, please email care@blueantwireless.com, call 1300 669 049 or head over to our website www.blueantwireless.com

Register your BlueAnt product for warranty and new product updates at register.blueantwireless.com

Australian Consumer Law



Our goods come with guarantees that cannot be excluded under the Australian Consumer Law. You are entitled to a replacement or refund for a major failure and compensation for any other reasonably foreseeable loss or damage. You are also entitled to have the goods repaired or replaced if goods fail to be of acceptable quality and the failure does not amount to a major failure.

BlueAnt Wireless
Suite 6, 861 Doncaster Road
Doncaster, Vic, 3109 Australia



FCC INFORMATION (for US customers)

NOTE:

- This equipment has been tested and found to comply with the limits for a Class B digital device, pursuant to Part 15 of the FCC Rules. These limits are designed to provide reasonable protection against harmful interference in a residential installation. This equipment generates, uses and can radiate radio frequency energy and, if not installed and used in accordance with the instructions, may cause harmful interference to radio communications.
- However, there is no guarantee that interference will not occur in a particular installation. If this equipment does cause harmful interference to radio or television reception, which can be determined by turning the equipment off and on, the user is encouraged to try to correct the interference by one or more of the following measures:
 - Reorient or relocate the receiving antenna.
 - Increase the separation between the equipment and receiver.
 - Connect the equipment into an outlet on a circuit different from that to which the receiver is connected.Consult the dealer or an experienced radio / TV technician for help.

This device complies with Part 15 of the FCC Rules. Operation is subject to the following two conditions:

- (1) This device may not cause harmful interference, and
 - (2) This device must accept any interference received, including interference that may cause undesired operation.
- Shielded cables must be used with this unit to ensure compliance with the Class B FCC limits.



WARNING:

This product can expose you to chemicals including lead, which is known to the State of California to cause cancer. For more information go to: www.P65Warnings.ca.gov

Warning

- Changes or modifications to this unit not expressly approved by the party responsible for compliance could void the user's authority to operate the equipment.

BlueAnt®

REGISTER & SCAN

Register your BlueAnt product for warranty and new product updates by scanning the QR Code below or go to register.blueantwireless.com



HELP & SUPPORT

Visit support.blueantwireless.com
Email: care@blueantwireless.com
or Call: 1300 669 049

**100% AUSTRALIAN
DESIGNED & OWNED**



blueantwireless.com