

Bluetooth Stereo Earphone BH-X5

User's Guide

Guidelines for safe and efficient used

Note: Before you use the Bluetooth earphone, please read these instructions completely.

Changes or modifications to this Bluetooth earphone not expressly approved by Sunny-Sky may void the user's authority to operate the device.

Before using this product, please check for any exceptions, due to national requirements or limitations, in usage of Bluetooth device.

Product Maintenance

Please pay attention to there only Sunny-Sky service partners can remove or replace the battery.

- × Make sure not to expose your product to liquid or moisture or to humidity.
- × Make sure not to expose your product to extreme high or low temperatures.
- × Make sure not to expose your product to lit candles, cigarettes, or cigars, or to open flames etc.
- × Make sure not to drop, throw or try to bend the product as rough treatment could damage it.
- × Make sure not to use any other accessories than Sunny-Sky originals intended for use with this product. Use of non-original accessories may result in loss of performance, damage to the product, fire, electric shock or injury. The warranty does not cover product failures which have been caused by use of non-original accessories.
- × Make sure not to attempt to disassemble your product. The product does not contain any consumer serviceable or replaceable components. Only Sunny-Sky service partners could perform service.
- × If you don't use this product for the moment, store it in a place that is dry, free from damp, dust and extreme temperatures.

Radio frequency exposure

Your Bluetooth earphone is a radio transmitter and receiver. While you are operating, it communicates with a Bluetooth equipped mobile device by receiving and transmitting radio frequency (RF) electromagnetic fields (microwaves) in the frequency range 2.4GHZ to 2.483GHZ..

Your Bluetooth earphone can be used with any compatible BLUETOOTH mobile phones. It is designed to operate in compliance with the RF exposure guidelines and limits set by national authorities and international health agencies.

Contents

Introduction.....
Description of the product.....
Getting to know your Bluetooth Earphone.....
Listening to stereo music.....
Trouble-shooting Tips.....
The earphone maintenance
Traveling charger.....
Relative information on battery.....
About pairing.....
Recycling Mobile Phones and Accessories.....
Safety and General Information.....
Smart Practices While Driving.....
Industry Canada Notice to Users.....
FCC Notice To Users.....

Thank you for choosing our Bluetooth stereo earphone product. The design of our product totally proceeds from users' real demand. Offering the clear conversation quality, the lifelike stereo, the popular appearance are our intentions. This product adopts the design of imbedding earplug, to liberate your both hands completely and let you be at your pleasure. In order to guarantee consumers' benefit, the subsequent products of our company will give customers surprise and satisfaction! Thank you for continuing supporting and paying close attention to the products of our company!

Note:

Before you use your product, please read this User Guide carefully at first to ensure that you can use our company products correctly!

Sunny-Sky BH-X5

1. If there is abnormal contrived shattering on the product, the warranty is void.
2. The product which is not from our company is void the warranty.
3. The behavior of the dismantling machine without permission of our company or authorized Sunny-Sky service centers or partners is void the warranty.
4. Shattering caused by improperly using is void the warranty.
5. The shattering caused because of force major, liquids, breaking, shattering, or burning out etc. is void the warranty.

Package contents:

- BH-X5 Bluetooth earphone
- Traveling charger 110V/240V
- User' s guide

Introduction

Enjoy music wirelessly

Your mobile phone will be turned into a real music player by playing music wirelessly with wireless stereo Bluetooth BH-X5. Not only can you enjoy the excellent music with high quality through the earphone, but also the earphone can stop the music automatically while there is an incoming call. You can see the display screen on the neck at one glance and utilize the keys on the earphone to answer or reject the incoming call.

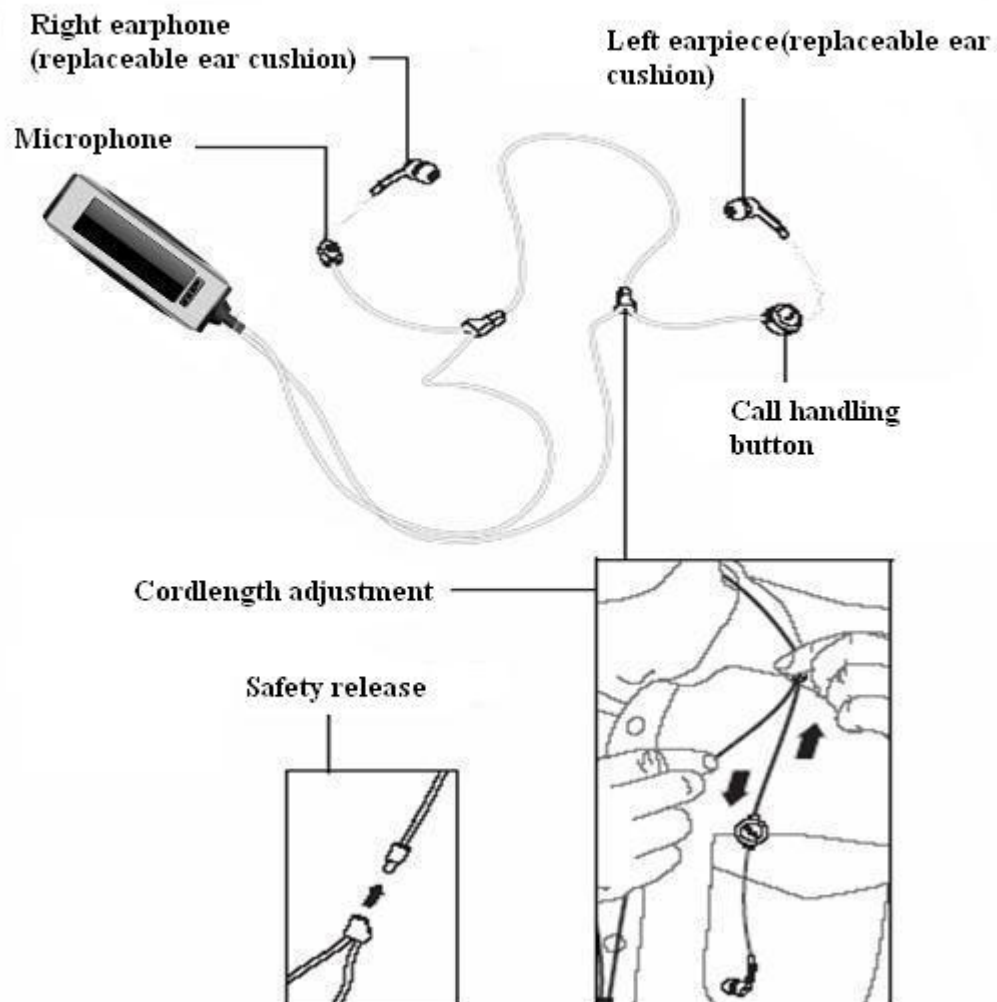
Leave the cell phone in your pocket

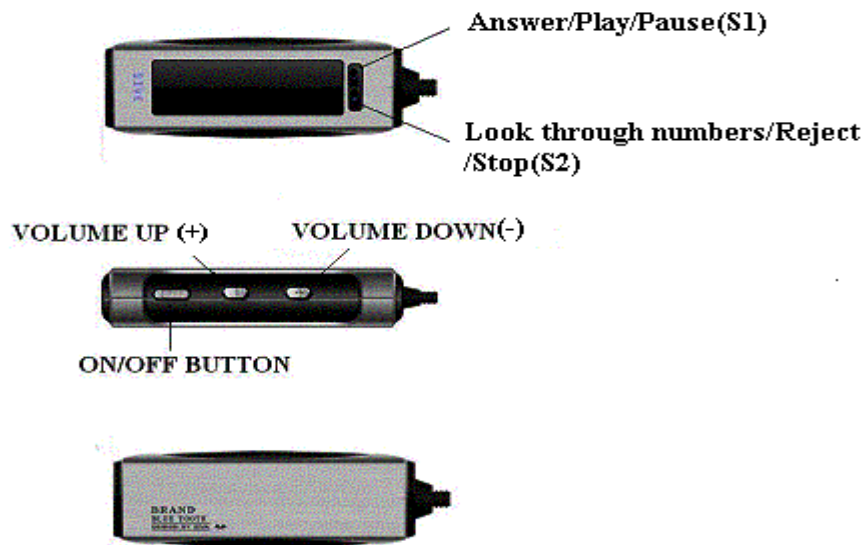
BH-X5 is not only a music player, but also a wireless earphone. You can utilize the ocular display screen which is hung on a piece of rope and use the keys on the earphone to adjust volume, play / pause the music and answer / reject incoming call.

Main features:

- 2 Wireless music flows and the disposal of telephone
- 2 Remarkable music playing ability---- Music GSM Phones are all like this. Bluetooth™ 2.0、adjusting volume swiftly and automatically, Digital Signal Processing, (DSP) and AHF.
- 2 It is easy to play music with the earphone. And practical display – is not only a music player, but also is a cordless earphone. The screen can be hung with a piece of rope in the front, and it is easy to use the earphone.
- 2 Can store last seven incoming calls.
- 2 Redial incoming numbers.
- 2 Display in the blue background screen.

Overview





Getting to know your Bluetooth Earphone

I . To charge the earphone



First time used: Charge approximately 8 hours before using the earphone.

1. Please put the switch of the earphone to ON when the Bluetooth is being charged.
2. The earphone must not be charged until the battery capacity icon on the top right corner of the earphone screen displays full standard.

Note: You can' t use the earphone when it is being charged.













First time paired: Add the earphone to Bluetooth device detailed list of the mobile phone.

Before you use the earphone with your mobile phone, it has to be paired one time to the phone. Follow the instructions from the User Guide of the mobile phone on how to turn on Bluetooth feature in your phone.

Add the earphone to Bluetooth device detailed list of the mobile phone.

- (1) Turn on the Bluetooth feature of mobile phone;
- (2) Turn on Bluetooth earphone & keep the distance of both Bluetooth device within 20cm;
- (3) Pairing will automatically start. Once they are paired, mobile phone will request to key in a Pin Code. A code of “0000” need to be keyed in and then the pairing is completed.

II . Display Icon:

The earphone is on.	
The earphone is successfully paired to a phone or other device.	
Outgoing call	
Incoming call	
Stereo music playing	
Volume	
Battery status	
Earphone	
Arrowhead upwards	
Arrowhead downwards	
Cell phone	
Talking state	

III. Introductions of the keys:

Operations	Operation mode
Turning on	Move the switch to ON
Turning off	Move the switch to OFF
Connecting	Connecting automatically
Pairing	Sending pairing request automatically (without artificial interfere)
Receiving a call	Press key S1 shortly
Rejecting a call	Press key S2 shortly
Turning up the volume	Press volume up key (+) for a long time (more than 1 sec, regulate the volume continuously)
Turning down the volume	Press volume down key (-) for a long time (more than 1 sec, regulate the volume continuously)

IV. The pairing between earphone and Bluetooth device:

Before you use your Bluetooth earphone, please put the mobile phone into the state of being paired to the Bluetooth, and make the Bluetooth to the searching state.

1. Turn on the switch of Bluetooth earphone. When the icon of state of pairing is displayed on the earphone screen, it means the earphone is in the pairing state.

The draft of earphone in pairing state (1):



2. Begin pairing course on Bluetooth earphone with your mobile phone (please consult your phone manuals about details). You will find the new device called "BH-X5 " in the device list of your mobile phone after finishing searching..
3. Then you will be asked to input Pin-Code. Please input the pin-code of Bluetooth earphone in the phone: 0000 , then you finish pairing successfully.
(Note: 0000 is the password of our Bluetooth earphone)

The draft of pairing successfully (2)



Note:

If the Bluetooth earphone is not under the state of pairing, your mobile phone can not search the earphone. So please set the earphone into the state of pairing and then go on searching with the mobile phone.

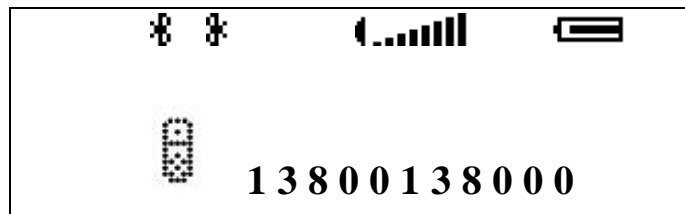
Dial, answer and end a call.

After the Bluetooth earphone and your mobile phone finish being paired, you may use the earphone to dial, answer telephone as well as listen to the music from the mobile phone.

4. Display incoming call

When a call is coming, the earphone will display the incoming call number .

The draft of an incoming telephone (1):

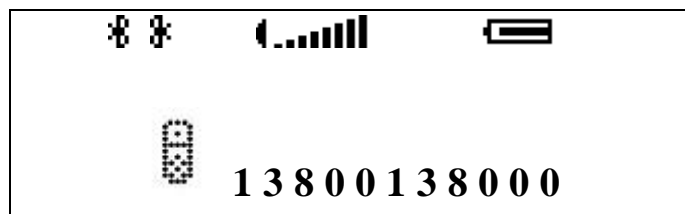


V. Basic operations:

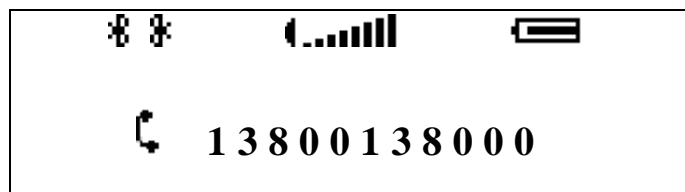
1. How to use the functions

(1) Dial the stored phone numbers

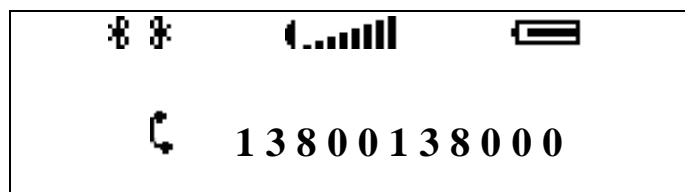
The draft of an incoming call (2):



Press S2 to look for number, then the earphone will be in the searching state. (Note: Press S1 to pause the music playing if BH-X5 is in music playing mode, and then you can choose phone numbers by pressing S2.)



After choosing phone number, press S1 to make a call.



(2) Make a call by your mobile phone.

Use your phone to make a call as usual. After the line is linked up , the sound will pass to the Bluetooth earphone automatically

(3) Rejecting a incoming call

When there is an incoming call, you can press S2 to reject the call.

(4) Answer or end a call

When there is a incoming call, the phone number will be displayed on the screen if your mobile phone have feature of displaying incoming call.

1. When there is an incoming call, you can press S1 to answer the call. When you finish the call and you can press S2 to hang it up.
2. When you are talking on the phone, you can press volume down key (-)to turn down the volume and volume up key (+) to turn up the volume.
3. You can end the call by pressing S2 quickly.

Listening to music



Stereo music playing mode

It needs mobile phone that supports to play stereo music. (Switched by the mobile phone)

The draft of displaying music playing (Picture 3):



Note:

On the basis of different designs of mobile phones, the Bluetooth may disconnect with mobile phone automatically under the standby state of Bluetooth earphone.

(1) Play/ Pause /Stop

When BH-X5 is in music playing mode : Press S2, it will stop the music playing and press S1, the music will be paused. The music will be re-played by pressing S1 one time again.

(2) Connected with PC or PDA

The Bluetooth earphone can be connected to PC or PDA with Bluetooth audio frequency gateway too. Please consult your PC/PDA service manual of idiographic operation.

(3) Press volume up key (+) to turn up the volume and press volume down (--) to turn down the volume.

(4) When the earphone is in the state of playing music, you can press S1 to pause the music and go into the state of dialing. Press S2 to look for the number that you want, and then press S1 again to make a call.

Trouble-shooting Tips

1. My earphone has already been charged and turned on, why can't the mobile phone and the earphone work normally?

---- You must make sure that your mobile phone supports Bluetooth, and it has finished pairing with the mobile phone.

2. Does the earphone support all kinds of mobile phones?

---- No, The earphone only supports the mobile phones with Bluetooth earphone and hand free function.

3. The earphone has a voice of “tick, tick”

---- It means the battery of Bluetooth earphone is insufficient. Please charge the earphone as soon as possible.

4. The earphone can't be turned on after charging for 20 minutes.

---- Bluetooth earphone can be turned on after being charged for at least 40 minutes . We suggest you should charge it fully before using it. The earphone will shut down automatically after it is charged sufficiently (The battery can be charged fully within 2-4hours normally.)

5. There is no instruction while charging

---- If the battery of the earphone is totally used up or it is charged for the first time after not using for a long time, maybe there is not any charging instruction in several minutes at the beginning.

6. There is no sound in the earphone.

—Make sure that the pairing of the mobile phone and the earphone is successful.

—Make sure that the earphone has already been turned on

—Make sure that the distance between the mobile phone and the earphone is not beyond 10 meters.

—Make sure that your mobile phone is within the range of adequate signal.

—Some mobile phones only support a Bluetooth earphone, so the connection of the earphone may be cut off when there are more than one Bluetooth devices to pair with mobile phone.

7. What is the effective distance between Bluetooth earphone and mobile phone?

---- About 10 meters.

8. When my mobile phone and earphone paired, why did the mobile phone find another Bluetooth device?

---- When the Bluetooth earphone is paired, all Bluetooth devices in the effective range will be searched for (such as PDA, notebook computer ...), it may also reveal " BH-X5 " or " unknown device ".

9. Why can't my mobile phone search my Bluetooth earphone while pairing?

---- If the Bluetooth earphone is not under the state of pairing, it will not be searched. Please make the earphone under the state of pairing.

10. Need I to pair the earphone with the mobile phone every time when I use the Bluetooth earphone?

---- No, you need not. You need pair it with the mobile phone while using it for the first time, and later you don't need to do it again even if the device is turned off.

11. Why is there some noise in the earphone?

The quality of talking will be influenced by two following aspects:

---- If the signal of your mobile phone is fainter, the quality of talking will be relatively worse.

---- If the distance between the mobile phone and earphone is beyond the effective distance, the noise will be more.

12. How should I do if I cannot hear the earphone clearly?

—Regulate the volume on the mobile phone or press volume up key of the earphone to turn up volume.

—To check if the distance between mobile phone and Bluetooth earphone is beyond the effect distance, and at the same time you should pay attention to whether the signal of your mobile phone is enough.

13. Why can't my earphone work suddenly?

—Maybe it is because the battery of the earphone is insufficient. The earphone will have the voice of " tick, tick " when the battery is insufficient.

14. Why can't I use the function of displaying incoming call number?

—Your mobile phone does not support the function of displaying the incoming call number.

15. Why do the different mobile phones have different ways to answer calls?

—This is because different mobile phone manufacturers use different Bluetooth software. For example, you can answer the call immediately by pressing S1 slightly when you use SonyEricssonT610. However, you should connect and answer the call by pressing S1 for 3S when you use SonyEricssonP800 and SonyEricssonP900.

The reason for leading to these differences is that SonyEricssonP800 and SonyEricssonP900 are intellectual mobile phones. The intellectual mobile phones may have different definitions to these buttons. The methods of answering the call are divided into two kinds, that is, "pressing slightly" and "pressing for 3 seconds " .

The earphone maintenance.

—Using non-original packaging fittings may cause the weakness of the capability, hurting healthy, short circuit of electric and the invalidation of guarantee.

—Decomposing or dismantling your Bluetooth earphone may lead to damage of your earphone, and it will make the guarantee disabled.

—Don't put the earphone into the environment with much dust.

—Use clean, soft and dry cloth to depurate your earphone.

—Put the earphone into original package if you don't use it.

—Don't let children play with the earphone. They may hurt themselves or destroy the earphone.

—Don't put the earphone in overheated or super cooled environment, otherwise the earphone is probably unable to use temporarily.

Traveling Charger

·The charger is only designed to use in the room, please don't use it outdoors.

·The charger can only use the labeled input voltage.

·Please don't draw the electric wire while pulling out the charger from electrical outlet, otherwise you may damage the charger.

Relative Information on Battery

New battery

When you use the battery for the first time, you'd better charge it about 8 hours.

Maintenance of the battery

- Please dismantle or change the battery in the maintenance center with qualification.
- If you use the battery carefully, the longevity of the rechargeable battery will last long.
- When the battery is charged, the temperature of the rechargeable battery is between °C 10 to °C 45.
- The battery can reach its largest capacity when it is used at normal temperature
- The capacity of the battery will be decreased when it is used at low temperature in the open air.
- When the earphone is not used for a long time, it should be charged at least once within two months.

About Pairing

What' s pairing?

Pairing is a kind of process for Bluetooth device to connect and testify with each other. It can set up continuous safe connection of digital signal among Bluetooth devices, and it can also be connected to the server rapidly without inputting password.

The pin-code of Bluetooth

Each Bluetooth earphone has a common tolerant pin-code of “0000”, and the pin-code is stored into the inside memorizer of the earphone in advance. Usually when you use mobile phones, or when you pair other Bluetooth device with mobile phones, you need to input the pin-code. Idiographic method depends on the Bluetooth device that you use, please consult your service manual.

The paired device at following situations will keep being paired..

- One of Bluetooth device is turned off.
- The connection of the server is cut off or the service is discontinued.
- The device is started up again.

Recycling Mobile Phones and Accessories

Do not dispose of mobile phones or electrical accessories, such as chargers or earphones, with your household waste. In some countries or regions, collection systems are set up to handle electrical and electronic waste items. Contact your regional authorities for more details. If collection systems aren' t available, return unwanted mobile phones or electrical accessories to any Sunny-Sky Approved Service Center in your region.

Safety and General Information

IMPORTANT INFORMATION ON SAFE AND EFFICIENT INFORMATION OPERATION.
READ THIS INFORMATION BEFORE USING YOUR DEVICE.

Approved Accessories

Use of accessories of approved by Sunny-Sky, including but not limited to batteries, antennas, and convertible covers, may cause your mobile device to exceed RF energy exposure guidelines and

may void your mobile device's warranty. For a list of approved Sunny-Sky accessories, visit our Web site at: www.szsunny-sky.com.cn.

Electromagnetic Interference/ Compatibility

Note: nearly every electronic device is susceptible to electromagnetic interference(EMI) if inadequately shielded, designed, or otherwise configured for electromagnetic compatibility.

Facilities

Turn off your mobile device in any facility where posted notices instruct you to do so. These facilities may include hospitals or health care facilities that may be using equipment that is sensitive to external RF energy.

Aircraft

When instructed to do so, turn off your mobile device when on board an aircraft. Any use of a mobile device must be in accordance with applicable regulations per airline crew instructions.

Medical Devices

Hearing Aids

Some mobile devices may interfere with some hearing aids. In the event of such interference, you may want to consult your hearing aid manufacturer or physician to discuss alternatives.

Other Medical Devices

If you use any other personal medical device, consult the manufacturer of your device to determine if it is adequately shielded from RF energy. Your physician may be able to assist you in obtaining this information.

Smart Practices While Driving

Drive Safe, Call Smart

Check the laws and regulations on the use of mobile devices and their accessories in the areas where you drive. Always obey them. The use of these devices may be prohibited or restricted in certain areas.

Your mobile device lets you communicate by voice and data-almost anywhere, anytime, wherever wireless service is available and safe conditions allow. When driving a car, driving is your first responsibility. If you choose to use your mobile device while driving, remember the following tips:

Position your mobile device within easy reach. Be able to access your mobile device without removing your eyes from the road. If you receive an incoming call at an inconvenient time, if possible, let your voice mail answer it for you.

Let the person you are speaking with know you are driving; if necessary, suspend the call in heavy traffic or hazardous weather conditions. Rain, sleet, snow, ice, and even heavy traffic can be hazardous.

Do not take notes or look up phone numbers while driving. Jotting down a "to do" list or going through your address book takes attention away from your primary responsibility-driving safely.

Dial sensibly and assess the traffic; if possible, place calls when your car is not moving or before pulling into traffic. If you must make a call while moving, dial only a few numbers, check the road and your mirrors, then continue.

Do not engage in stressful or emotional conversations that may be distracting. Make people you are talking with aware you are driving and suspend conversations that can divert your

attention away from the road.

Use your mobile device to call for help. Dial 911 or other local emergency number in the case of fire, traffic accident, or medical emergencies.

Use your mobile device to help others in emergencies. If you see an auto accident, crime in progress, or other serious emergency where lives are in danger, call 911 or other local emergency number, as you would want others to do for you.

Call roadside assistance or a special non-emergency wireless assistance number when necessary. If you see a broken-down vehicle posing no serious hazard, a broken traffic signal, a minor traffic accident where no one appears injured, or a vehicle you know to be stolen, call roadside assistance or other special non-emergency wireless number.

Industry Canada Notice to Users

Operation is subject to the following two conditions: (1) This device may not cause interference and (2) This device must accept any interference, including interference that may cause undesired operation of the device.

FCC Notice To Users

Sunny-Sky is not responsible for any radio or TV interference caused by unauthorized modifications to this equipment. Such modifications could void the user authority to operate the equipment.

This device complies with part 15 of the FCC Rules. Operation is subject to the following two conditions: (1) This device may not cause harmful interference, and (2) this device must accept any interference received, including interference that may cause undesired operation.

If your mobile device or accessory has a USB connector, or is otherwise considered a computer peripheral device whereby it can be connected to a computer for purpose of transferring data, then it is considered a Class B device and the following statement applies:

This equipment has been tested and found to comply with the limits for a Class B digital device, pursuant to part 15 of the FCC Rules. These limits are designed to provide reasonable protection against harmful interference in a residential installation. This equipment generates uses and can radiate radio frequency energy and, if not installed and used in accordance with the instructions, may cause harmful interference to radio communications. However, there is no guarantee that interference will not occur in a particular installation. If this equipment does cause harmful interference to radio or television reception, which can be determined by turning the equipment off and on, the user is encouraged to try to correct the interference by one or more of the following measures:

- I Reorient or relocate the receiving antenna.
- I Increase the separation between the equipment and the receiver.
- I Connect the equipment to an outlet on a circuit different from that to which the receiver is connected.
- I Consult the dealer or an experienced radio/TV technician for help.

What Other Limitations Are There?

ANY IMPLIED WARRANTIES, INCLUDING WITHOUT LIMITATION THE IMPLIED WARRANTIES OF MERCHANTABILITY AND FITNESS FOR A PARTICULAR PURPOSE, SHALL BE LIMITED TO THE DURATION OF THIS LIMITED WARRANTY, OTHERWISE THE REPAIR, REPLACEMENT, OR REFUND AS PROVIDED UNDER THIS EXPRESS LIMITED WARRANTY IS THE EXCLUSIVE REMEDY OF THE CONSUMER, AND IS PROVIDED IN LIEU OF ALL OTHER WARRANTIES, EXPRESS OR IMPLIED. IN NO EVENT SHALL SUNNY-SKY BE LIABLE, WHETHER IN CONTRACT OR TORT (INCLUDING NEGLIGENCE) FOR DAMAGES IN EXCESS OF THE PURCHASE PRICE OF THE PRODUCT, ACCESSORY OR SOFTWARE, OR FOR ANY INDIRECT, INCIDENTAL, SPECIAL OR CONSEQUENTIAL DAMAGES OF ANY KIND, OR LOSS OF REVENUE OR PROFITS, LOSS OF BUSINESS, LOSS OF INFORMATION OR DATA, SOFTWARE OR IN CONNECTION WITH THE ABILITY OR INABILITY TO USE THE PRODUCTS, ACCESSORIES OR SOFTWARE TO THE FULL EXTENT THESE DAMAGES MAY BE DISCLAIMED BY LAW.

Some states and jurisdictions do not allow the limitation or exclusion of incidental or consequential damages, or limitation on the length of an implied warranty, so the above limitations or exclusions may not apply to you. This warranty gives you specific legal rights, and you may also have other rights that vary from state to state or from one jurisdiction to another.

Note: The Bluetooth effective range as well as the using time of the battery can be different with different Bluetooth device, in different network environment as well as the different using environment.

---- END----