
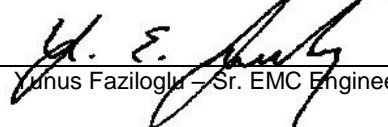




**BUREAU
VERITAS**

Test Report

Curtis-Straus LLC, a wholly owned subsidiary of BV CPS

Report No	ER0115-6
Client	Hanchett Entry Systems, Inc.
Address	10027 S. 51st Street Suite 102 Phoenix, AZ 85044
Phone	1-623-582-4626
Items tested	Aperio V3 Wireless Reader (Model: R100-V3)
FCC ID	VC3-R100V3
IC	7160A-R100V3
FRN	0016550824
Equipment Type	Part 15 Low Power Communication Device Transmitter
Equipment Code	DXX
Emission Designator	2K43F1D
Standards	CFR Title 47 FCC Part 15.225, ISED Canada RSS-210 Issue 9 Annex B.6
Test Dates	February 24 to March 24, 2017
Results	As detailed within this report
Prepared by	 Zachary Johnson - Test Engineer
Authorized by	 Yunus Faziloglu - Sr. EMC Engineer
Issue Date	5/12/2017
Conditions of Issue	This Test Report is issued subject to the conditions stated in the 'Conditions of Testing' section on page 12 of this report.

Curtis-Straus LLC is accredited by the American Association for Laboratory Accreditation for the specific scope of accreditation under Certificate Number 1627-01. This report may contain data which is not covered by the A2LA accreditation.



Curtis-Straus LLC, a wholly owned subsidiary of BV CPS
One Distribution Center Circle, #1 • Littleton, MA • TEL (978) 486-8880 • FAX (978) 486-8828



Contents

Contents.....2
Summary and Test Methodology.....3
Product Tested - Configuration Documentation.....4
Statement of Conformity.....5
Test Results.....6
 Fundamental Emission.....6
 Radiated Spurious Emissions.....7
 Frequency Tolerance.....9
 Occupied Bandwidth.....10
Measurement Uncertainty.....11
Conditions Of Testing.....12

Form Final Report REV 2-16-07 (DW)



Summary and Test Methodology

This test report supports a “Limited Modular Approval” certification application for Aperio V3 Wireless Reader (Model: R100-V3) operating under:

CFR Title 47 FCC Part 15.225, ISED Canada RSS-210 Issue 9 Annex B.6

EUT is an RFID reader module operating at 13.56MHz. All testing was performed in accordance with ANSI C63.10 2013. Emissions were maximized around 3 orthogonal planes (X, Y and Z). EUT has an integral loop antenna.

EUT operating voltage is 3V DC via 2xAA batteries.

We found that the product complied with the requirements above without modification. Test sample was received in good condition.

The environmental conditions during testing are documented on the associated data tables.

The following bandwidths were used during emissions testing.

Frequency	RBW	VBW
9kHz-150kHz	200Hz	1kHz
150kHz-30MHz	9kHz	30kHz
30MHz-1GHz	120kHz	1MHz

Issue No.	Reason for change	Date Issued
1	Original Release	May 12, 2017



Curtis-Straus LLC, a wholly owned subsidiary of BV CPS
 One Distribution Center Circle, #1 • Littleton, MA • TEL (978) 486-8880 • FAX (978) 486-8828



Product Tested - Configuration Documentation

EUT Configuration										
Work Order:		R0115								
Company:		Assa Abloy								
Company Address:		10027 S. 51st St. Ste. 102								
		Phoenix, AZ 85044								
Contact:		Baruch Spence								
		MN			PN			SN		
EUT:		R100-V3			--			Test Sample 1		
EUT Description:		Aperio V3 Wireless Reader								
EUT TX Frequency:		13.56MHz								
Support Equipment		MN				SN				
ASSA ABLOY Wireless Hub		AH30				--				
Dell Laptop		Latitude				--				
Port Label	Port Type	# ports	# populated	cable type	shielded	ferrites	length (m)	in/out	under test	comment
Software Operating Mode Description:										
EAC Simulator 2.010008.										
Aperio Programming Application version:15.1.32726										
Aperio radio protocol version:38										
Performance Criteria:										
EUT monitors card reader which shall continue to update card read events in a log displayed by EAC Simulator software.										

Issue No.	Reason for change	Date Issued
1	Original Release	May 12, 2017



Curtis-Straus LLC, a wholly owned subsidiary of BV CPS
 One Distribution Center Circle, #1 • Littleton, MA • TEL (978) 486-8880 • FAX (978) 486-8828



Statement of Conformity

Aperio V3 Wireless Reader (Model: R100-V3) complied with the following requirements:

RSS-GEN	RSP-100	RSS 210	Part 15	Comments
6.3			15.15(b)	There are no controls accessible to the user that varies the output power to operate in violation of the regulatory requirements.
	3.1		15.19	The label is shown in the label exhibit.
	4		15.21	Information to the user is shown in the instruction manual exhibit.
			15.27	No special accessories are required for compliance.
3, 6.1			15.31	The EUT was tested in accordance with the measurement standards in this section.
6.13			15.33	Frequency range was investigated according to this section, unless noted in specific rule section under which the equipment operates.
8.1			15.35	The EUT emissions were measured using the measurement detector and bandwidth specified in this section, unless noted in specific rule section under which the equipment operates.
8.3			15.203	EUT has an integral loop antenna
8.10			15.205 15.209	The fundamental is not in a Restricted band and the spurious and harmonic emissions in the Restricted bands comply with the general emission limits of 15.209 or RSS-Gen as applicable
8.8			15.207	N/A. EUT is battery powered.
			15.225	The unit complies with the requirements of 15.225
		Annex B.6		The unit complies with the requirements of RSS-210 Annex B.6
6.6				Occupied Bandwidth measurements were made.

Issue No.	Reason for change	Date Issued
1	Original Release	May 12, 2017



Curtis-Straus LLC, a wholly owned subsidiary of BV CPS
 One Distribution Center Circle, #1 • Littleton, MA • TEL (978) 486-8880 • FAX (978) 486-8828



Test Results

Fundamental Emission

LIMIT

The field strength of any emissions within the band 13.553-13.567 MHz shall not exceed 15,848 microvolts/meter at 30 meters, (124 dBuV/m at 3m.)
[15.225 (a)]

MEASUREMENTS / RESULTS

Radiated Emissions Table												
Date: 22-Feb-17			Company: Assa Abloy				Work Order: R0115					
Engineer: Zac Johnson			EUT Desc: R100				EUT Operating Voltage/Frequency: 3V DC					
Temp: 22.2C			Humidity: 31%				Pressure: 1030			Battery		
Frequency Range: 13.56MHz						Measurement Distance: 3 m						
Notes: X Upright Y: On Side Z: On Back												
Antenna Polarization (0° - 90°)	Frequency (MHz)	Reading (dBuV)	Preamp Factor (dB)	Antenna Factor (dB/m)	Cable Factor (dB)	Adjusted Reading (dBuV/m)	---			FCC 15.225		
							Limit (dBuV/m)	Margin (dB)	Result (Pass/Fail)	Limit (dBuV/m)	Margin (dB)	Result (Pass/Fail)
X												
0	13.56	52.1	25.5	39.0	0.3	65.9	---	---	---	124.0	-58.1	Pass
90	13.56	49.1	25.5	39.0	0.3	62.9	---	---	---	124.0	-61.1	Pass
Y												
0	13.56	52.3	25.5	39.0	0.3	66.1	---	---	---	124.0	-57.9	Pass
90	13.56	48.3	25.5	39.0	0.3	62.1	---	---	---	124.0	-61.9	Pass
Z												
0	13.56	41.8	25.5	39.0	0.3	55.6	---	---	---	124.0	-68.4	Pass
90	13.56	25.0	25.5	39.0	0.3	38.8	---	---	---	124.0	-85.2	Pass
Table Result: Pass							by -57.9 dB			Worst Freq: 13.56 MHz		
Test Site: EMI Chamber 1			Cable 1: Asset #2051				Cable 2: Asset #2054			Cable 3: ---		
Analyzer: Rental SA#3			Preamp: Red-White				Antenna: 5m Loop (high)			Preselector: ---		
CSsoft Radiated Emissions Calculator v 1.017.182									Copyright Curtis-Straus LLC 2000			
Adjusted Reading = Reading - Preamp Factor + Antenna Factor + Cable Factor												

Rev. 2/20/2017

Spectrum Analyzers / Receivers/Preselectors	Range	MN	Mfr	SN	Asset	Cat	Calibration Due	Calibrated on
2093 MXE EMI Receiver	20Hz-26.5GHz	N9038A	Agilent	MY51210181	2093	I	8/9/2017	8/9/2016
Radiated Emissions Sites	FCC Code	IC Code	VCCI Code	Range		Cat	Calibration Due	Calibrated on
EMI Chamber 1	719150	2762A-6	A-0015	30-1000MHz		II	3/21/2017	3/21/2015
Preamps/Couplers Attenuators / Filters	Range	MN	Mfr	SN	Asset	Cat	Calibration Due	Calibrated on
Red-White	0.009-2000MHz	ZFL-1000-LN	CS	N/A	1258	II	10/30/2017	10/30/2016
Antennas	Range	MN	Mfr	SN	Asset	Cat	Calibration Due	Calibrated on
Small Loop	10kHz-30MHz	PLA-130/A	ARA	1024	755	I	6/14/2018	6/14/2016
Meteorological Meters		MN	Mfr	SN	Asset	Cat	Calibration Due	Calibrated on
Weather Clock (Pressure Only)		BA928	Oregon Scientific	C3166-1	831	I	4/28/2018	4/28/2016
TH A#2080		HTC-1	HDE		2080	II	4/5/2017	4/5/2016
Cables	Range		Mfr			Cat	Calibration Due	Calibrated on
Asset #2051	9kHz - 18GHz		Florida RF			II	3/2/2017	3/2/2016
Asset #2054	9kHz - 18GHz		Florida RF			II	10/1/3017	10/30/2016

All equipment is calibrated using standards traceable to NIST or other nationally recognized calibration standard.



Radiated Spurious Emissions

LIMITS

The field strength of any emissions appearing outside of the 13.110-14.010 MHz band shall not exceed the general radiated emission limits in §15.209. [15.225(d)]

Radiated Emissions Table														
Date: 27-Feb-17			Company: Assa Abloy				Work Order: R0115							
Engineer: Zac Johnson			EUT Desc: R100				EUT Operating Voltage/Frequency: 3V DC							
Temp: 23.7C			Humidity: 26%				Pressure: 1017							
Frequency Range: 9kHz-1MHz						Measurement Distance: 3 m								
Notes: Worst Case Orientation Y														
Antenna Polarization (0° - 90°)	Frequency (MHz)	Reading (dBµV)	Preamp Factor (dB)	Antenna Factor (dB/m)	Cable Factor (dB)	Adjusted Reading (dBµV/m)	---			FCC 15.209				
							Limit (dBµV/m)	Margin (dB)	Result (Pass/Fail)	Limit (dBµV/m)	Margin (dB)	Result (Pass/Fail)		
0/90	No emissions found above noise floor													
Table Result: Pass						by			dB			Worst Freq: MHz		
Test Site: EMI Chamber 1			Cable 1: Asset #2051				Cable 2: Asset #2054			Cable 3: ---				
Analyzer: Rental SA#2			Preamp: Red-White				Antenna: Sm Loop (low)			Preselector: ---				
CSsoft Radiated Emissions Calculator v 1.017.183						Copyright Curtis-Straus LLC 2000								
Adjusted Reading = Reading - Preamp Factor + Antenna Factor + Cable Factor														

Radiated Emissions Table														
Date: 27-Feb-17			Company: Assa Abloy				Work Order: R0115							
Engineer: Zac Johnson			EUT Desc: R100				EUT Operating Voltage/Frequency: 3V DC							
Temp: 23.7C			Humidity: 26%				Pressure: 1017							
Frequency Range: 1-30MHz						Measurement Distance: 3 m								
Notes: Worst Case Orientation Y														
Antenna Polarization (0° - 90°)	Frequency (MHz)	Reading (dBµV)	Preamp Factor (dB)	Antenna Factor (dB/m)	Cable Factor (dB)	Adjusted Reading (dBµV/m)	---			FCC 15.209				
							Limit (dBµV/m)	Margin (dB)	Result (Pass/Fail)	Limit (dBµV/m)	Margin (dB)	Result (Pass/Fail)		
0	2.07	21.2	25.7	51.1	0.1	46.7	---	---	---	69.5	-22.8	Pass		
90	6.45	20.7	25.6	42.3	0.2	37.6	---	---	---	69.5	-31.9	Pass		
0	11.0	19.2	25.5	39.6	0.2	33.5	---	---	---	69.5	-36.0	Pass		
90	11.0	18.8	25.5	39.6	0.2	33.1	---	---	---	69.5	-36.4	Pass		
90	16.28	20.3	25.5	38.3	0.3	33.4	---	---	---	69.5	-36.1	Pass		
0	22.72	20.6	25.5	37.6	0.3	33.0	---	---	---	69.5	-36.5	Pass		
Table Result: Pass						by			-22.8 dB			Worst Freq: 2.07 MHz		
Test Site: EMI Chamber 1			Cable 1: Asset #2051				Cable 2: Asset #2054			Cable 3: ---				
Analyzer: Rental SA#2			Preamp: Red-White				Antenna: Sm Loop (high)			Preselector: ---				
CSsoft Radiated Emissions Calculator v 1.017.183						Copyright Curtis-Straus LLC 2000								
Adjusted Reading = Reading - Preamp Factor + Antenna Factor + Cable Factor														



Rev. 2/20/2017

Spectrum Analyzers / Receivers / Preselectors 2093 MXE EMI Receiver	Range 20Hz-26.5GHz	MN N9038A	Mfr Agilent	SN MY51210181	Asset 2093	Cat I	Calibration Due 8/9/2017	Calibrated on 8/9/2016
Radiated Emissions Sites EMI Chamber 1	FCC Code 719150	IC Code 2762A-6	VCCI Code A-0015	Range 30-1000MHz		Cat II	Calibration Due 3/21/2017	Calibrated on 3/21/2015
Preamps / Couplers Attenuators / Filters Red-White	Range 0.009-2000MHz	MN ZFL-1000-LN	Mfr CS	SN N/A	Asset 1258	Cat II	Calibration Due 10/30/2017	Calibrated on 10/30/2016
Antennas Small Loop	Range 10kHz-30MHz	MN PLA-130/A	Mfr ARA	SN 1024	Asset 755	Cat I	Calibration Due 6/14/2018	Calibrated on 6/14/2016
Meteorological Meters Weather Clock (Pressure Only) TH A#2080		MN BA928 HTC-1	Mfr Oregon Scientific HDE	SN C3166-1	Asset 831 2080	Cat I II	Calibration Due 4/28/2018 4/5/2017	Calibrated on 4/28/2016 4/5/2016
Cables Asset #2051 Asset #2054	Range 9kHz - 18GHz 9kHz - 18GHz		Mfr Florida RF Florida RF			Cat II II	Calibration Due 3/2/2017 10/1/3017	Calibrated on 3/2/2016 10/30/2016

All equipment is calibrated using standards traceable to NIST or other nationally recognized calibration standard.

Radiated Emissions Table

Date: 27-Feb-17	Company: Assa Abloy	Work Order: R0115										
Engineer: Zac Johnson	EUT Desc: R100	EUT Operating Voltage/Frequency: 3V DC										
Temp: 23.7C	Humidity: 26%	Pressure: 1017										
Frequency Range: 30-1000MHz		Measurement Distance: 3 m										
Notes: Worst Case Orientation Y												
Antenna Polarization (H/V)	Frequency (MHz)	Reading (dBµV)	Preamp Factor (dB)	Antenna Factor (dB/m)	Cable Factor (dB)	Adjusted Reading (dBµV/m)	---			FCC Class B		
							Limit (dBµV/m)	Margin (dB)	Result (Pass/Fail)	Limit (dBµV/m)	Margin (dB)	Result (Pass/Fail)
V	67.8	36.6	25.4	7.9	0.5	19.6	---	---	---	40.0	-20.4	Pass
V	98.9	33.8	25.4	9.4	0.6	18.4	---	---	---	43.5	-25.1	Pass
H	149.3	34.0	25.4	12.2	0.9	21.7	---	---	---	43.5	-21.8	Pass
V	151.2	36.6	25.4	12.2	0.9	24.3	---	---	---	43.5	-19.2	Pass
V	164.8	39.5	25.5	12.0	0.8	26.8	---	---	---	43.5	-16.7	Pass
H	339.4	38.0	25.6	14.1	1.2	27.7	---	---	---	46.0	-18.3	Pass
H	353.0	34.1	25.6	14.3	1.1	23.9	---	---	---	46.0	-22.1	Pass
H	522.8	34.0	25.6	17.7	1.5	27.6	---	---	---	46.0	-18.4	Pass
Table Result: Pass by -16.7 dB							Worst Freq: 164.8 MHz					
Test Site: EMI Chamber 1	Cable 1: Asset #2051	Cable 2: Asset #2054	Cable 3: ---									
Analyzer: Rental SA#2	Preamp: Red-Brown	Antenna: Red-White	Preselector: ---									
CSsoft Radiated Emissions Calculator v 1.017.183							Copyright Curtis-Straus LLC 2000					
Adjusted Reading = Reading - Preamp Factor + Antenna Factor + Cable Factor												

Rev. 2/26/2017

Spectrum Analyzers / Receivers / Preselectors 2093 MXE EMI Receiver	Range 20Hz-26.5GHz	MN N9038A	Mfr Agilent	SN MY51210181	Asset 2093	Cat I	Calibration Due 8/9/2017	Calibrated on 8/9/2016
Radiated Emissions Sites EMI Chamber 1	FCC Code 719150	IC Code 2762A-6	VCCI Code A-0015	Range 30-1000MHz		Cat II	Calibration Due 3/21/2017	Calibrated on 3/21/2015
Preamps / Couplers Attenuators / Filters Red-White	Range 0.009-2000MHz	MN ZFL-1000-LN	Mfr CS	SN N/A	Asset 1258	Cat II	Calibration Due 10/30/2017	Calibrated on 10/30/2016
Antennas Red-Brown Bilog	Range 30-2000MHz	MN JB1	Mfr Sunol	SN A0032406	Asset 1218	Cat I	Calibration Due 1/13/2019	Calibrated on 1/13/2017
Meteorological Meters Weather Clock (Pressure Only) TH A#2080		MN BA928 HTC-1	Mfr Oregon Scientific HDE	SN C3166-1	Asset 831 2080	Cat I II	Calibration Due 4/28/2018 4/5/2017	Calibrated on 4/28/2016 4/5/2016
Cables Asset #2051 Asset #2054	Range 9kHz - 18GHz 9kHz - 18GHz		Mfr Florida RF Florida RF			Cat II II	Calibration Due 3/2/2017 10/1/3017	Calibrated on 3/2/2016 10/30/2016

All equipment is calibrated using standards traceable to NIST or other nationally recognized calibration standard.



Frequency Tolerance

LIMITS

The frequency tolerance of the carrier signal shall be maintained within $\pm 0.01\%$ of the operating frequency over a temperature variation of -20 degrees to $+ 50$ degrees C at normal supply voltage, and for a variation in the primary supply voltage from 85% to 115% of the rated supply voltage at a temperature of 20 degrees C. For battery operated equipment, the equipment tests shall be performed using a new battery.

[15.225(e)]

MEASUREMENTS / RESULTS

Frequency Stability			
Date: 12-Apr-17	Company: Assa Abloy	Work Order: R0115	
Engineer: Zac Johnson	EUT: R100		
Notes: 2 Fresh AA Batteries Used			
Temperature	Frequency Delta	Limit	Verdict
°C	(Hz)	(Hz)	Pass/Fail
-20	25	± 1356	Pass
-10	50	± 1356	Pass
0	0	± 1356	Pass
10	0	± 1356	Pass
20	Ref	± 1356	Pass
30	-25	± 1356	Pass
40	25	± 1356	Pass
50	-25	± 1356	Pass
Test Site: ENV Chamber 17		Analyzer: 118470 SA	
Antenna: Small Loop		Cable: EMIR-03	

Rev. 4/10/2017

Spectrum Analyzers / Receivers/Preselectors
Rental EXA Signal Analyzer(1118470)

Range	MN	Mfr	SN	Asset	Cat	Calibration Due	Calibrated on
9kHz-26.5GHz	N9010A-526;M	AT	MY51170093	1118470	I	1/3/2018	1/3/2017

Antennas
Small Loop

Range	MN	Mfr	SN	Asset	Cat	Calibration Due	Calibrated on
10kHz-30MHz	PLA-130/A	ARA	1024	755	I	6/14/2018	6/14/2016

Cables
CRFI-RFI-03

Range	Mfr	Cat	Calibration Due	Calibrated on
9kHz - 2GHz	C-S	II	2/4/2018	2/4/2017

All equipment is calibrated using standards traceable to NIST or other nationally recognized calibration standard.



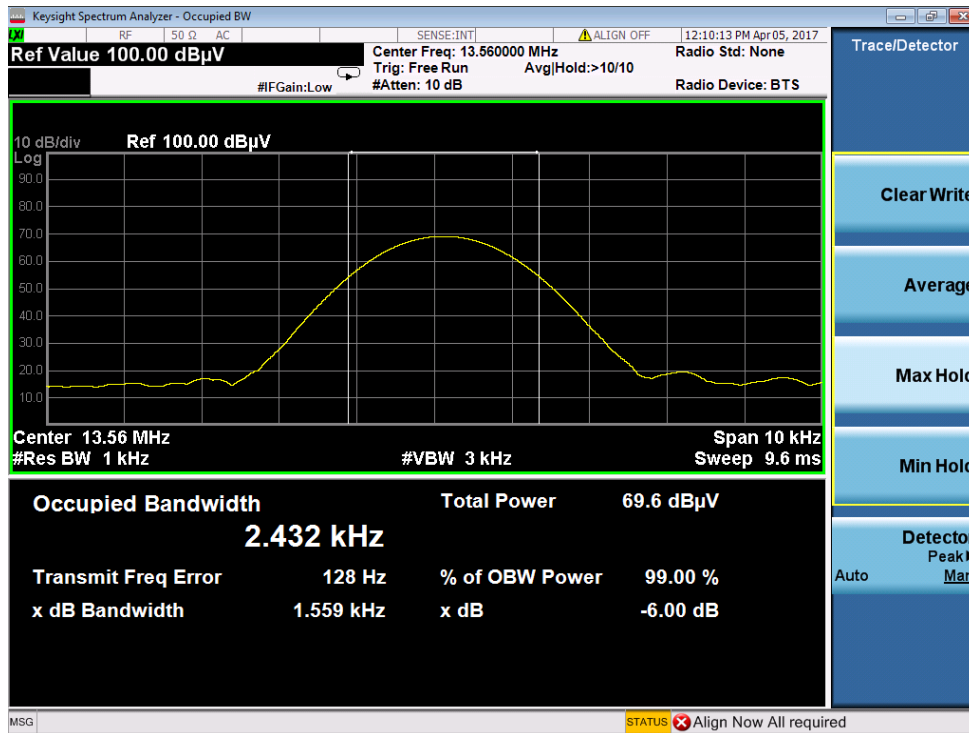
Occupied Bandwidth

REQUIREMENT

When an occupied bandwidth is not specified in the applicable RSS, the transmitted signal bandwidth to be reported is its 99% emission bandwidth, as calculated or measured.
[RSS-GEN 6.6]

99% Occupied Bandwidth = 2.432KHz

*Resolution Bandwidth higher than 1-5% due to narrowness of emission being measured



99% Occupied Bandwidth

Measurement Uncertainty

The listed uncertainties are the worst case uncertainty for the entire range of measurement. Please note that the uncertainty values are provided for informational purposes only and are not used in determining the PASS/FAIL results.

Measurement	Expanded Uncertainty k=2	Maximum allowable uncertainty
Radiated Emissions (30-1000MHz)		
NIST	5.6dB	N/A
CISPR	4.6dB	5.2dB (Ucisprr)
Radiated Emissions (1-26.5GHz)	4.6dB	N/A
Radiated Emissions (above 26.5GHz)	4.9dB	N/A
Magnetic Radiated Emissions	5.6dB	N/A
Conducted Emissions		
NIST	3.9dB	N/A
CISPR	3.6dB	3.6dB (Ucisprr)
Telco Conducted Emissions (Current)	2.9dB	N/A
Telco Conducted Emissions (Voltage)	4.4dB	N/A
Electrostatic Discharge	11.5%	N/A
Radiated RF Immunity (Uniform Field)	1.6dB	N/A
Electrical Fast Transients	23.1%	N/A
Surge	23.1%	N/A
Conducted RF Immunity	3dB	N/A
Magnetic Immunity	12.8%	N/A
Dips and Interrupts	2.3V	N/A
Harmonics	3.5%	N/A
Flicker	3.5%	N/A
Radio frequency (@ 2.4GHz)	3.23×10^{-8}	1×10^{-7}
RF power, conducted	0.40dB	0.75dB
Maximum frequency deviation:		
• Within 300Hz and 6kHz of audio frequency / Within 6kHz and 25kHz of audio frequency	3.4%	5%
Adjacent channel power	0.3dB	3dB
Conducted spurious emission of transmitter, valid up to 12.75GHz	1.9dB	3dB
Conducted emission of receivers	2.39dB	3dB
Conducted emission of receivers	1.3dB	3dB
Radiated emission of transmitter, valid up to 26.5GHz	3.9dB	6dB
Radiated emission of transmitter, valid up to 80GHz	3.3dB	6dB
Radiated emission of receiver, valid up to 26.5GHz	3.9dB	6dB
Radiated emission of receiver, valid up to 80GHz	3.3dB	6dB
Humidity	2.37%	5%
Temperature	0.7°C	1.0°C
Time	4.1%	10%
RF Power Density, Conducted	0.4dB	3dB
DC and low frequency voltages	1.3%	3%
Voltage (AC, <10kHz)	1.3%	2%
Voltage (DC)	0.62%	1%

The above reflects a 95% confidence level



Conditions Of Testing

[Bureau Veritas Consumer Products Services, Inc., a Massachusetts corporation], and/or its affiliates (collectively, the "Company") will conduct, at the request of the Submitter ("Client"), the tests specified on the submitted Test Request Form or equivalent in accordance with, and subject to, the following terms and conditions (collectively, "Conditions"):

1. All orders for tests are subject to acceptance by the Company, and no order will constitute a binding commitment of the Company unless and until such order is accepted by it, as evidenced by the issuance of a written report ("Test Report") by the Company. The Test Report is issued solely by the Company, is intended for the exclusive use of Client and shall not be published, used for advertising purposes, copied or replicated for distribution to any other person or entity or otherwise publicly disclosed without the prior written consent of the Company. By submitting a request for services to the Company, Client consents to the disclosure to accreditation bodies of those records of Client relevant to the accreditation body's assessment of the Company's competence and compliance with relevant accreditation criteria. The Company shall not be liable for any loss or damage whatsoever resulting from the failure of the Company to provide its services within any time period for completion estimated by the Company. If Client anticipates using the Test Report in any legal proceeding, arbitration, dispute resolution forum or other proceeding, it shall so notify the Company prior to submitting the Test Report in such proceeding. The Company has no obligation to provide a fact or expert witness at such proceeding unless the Company agrees in advance to do so for a separate and additional fee.
2. The Test Report will set forth the findings of the Company solely with respect to the test samples identified therein. Unless specifically and expressly indicated in the Test Report, the results set forth in such Test Report are not intended to be indicative or representative of the quality or characteristics of the lot from which a test sample is taken, and Client shall not rely upon the Test Report as being so indicative or representative of the lot or of the tested product in general. The Test Report will reflect the findings of the Company at the time of testing only, and the Company shall have no obligation to update the Test Report after its issuance. The Test Report will set forth the results of the tests performed by the Company based upon the written information provided to the Company. The Test Report will be based solely on the samples and written information submitted to the Company by Client, and the Company shall not be obligated to conduct any independent investigation or inquiry with respect thereto.
3. The Company may, in its sole discretion, destroy samples which have been furnished to the Company for testing and which have not been destroyed in the course of testing. The Company may delegate the performance of all or a portion of the services contemplated hereunder to an affiliate, agent or subcontractor of the Company, and Client consents to such delegation.
4. These Conditions and the Test Report represent the entire understanding of the parties hereto with respect to the subject matter hereof and of the Test Report, and no modification, variance or extrapolation with respect thereto shall be permitted without the prior written consent of the Company.
5. The names, service marks, trademarks and copyrights of the Company and its affiliates, including the names "BUREAU VERITAS," "BUREAU VERITAS CONSUMER PRODUCTS SERVICES," "BVCPS," "MTL," "ACTS," "MTL-ACTS" and "CURTIS-STRAUS" (collectively, the "Marks") are and shall remain the sole property of the Company or its affiliates and shall not be used by Client except solely to the extent that Client obtains the prior written approval of the Company and then only in the manner prescribed by the Company. Client shall not contest the validity of the Marks or take any action that might impair the value or goodwill associated with the Marks or the image or reputation of the Company or its affiliates.
6. Payment in full shall be due 30 days after the date of invoice. Interest shall be due on overdue amounts from the due date until paid at an interest rate of 1.5% per month or, if less, the maximum rate permitted by law. The Company reserves the right, at any time and from time to time, to revoke any credit extended to Client. Client shall reimburse the Company for any costs it incurs in collecting past due amounts, including court costs and fees and expenses of attorneys and collection agencies. The Test Report may not be used or relied upon by Client if and for so long as Client fails to pay when due any invoice issued by the Company or any affiliate of it to Client or any affiliate or subsidiary of Client together with interest and penalties, if any, accrued thereon.
7. The Company disclaims any and all responsibility or liability arising out of or in connection with e-mail transmissions of such information.
8. Client understands and agrees that the Company is neither an insurer nor a guarantor, that the Company does not take the place of Client or any designer, manufacturer, agent, buyer, distributor or transportation or shipping company, and that the Company disclaims all liability in such capacities. Client further understands that if it seeks assurance against loss or damage, it should obtain appropriate insurance.
9. Client agrees that the Company, by providing the services, does not take the place of Client nor any third party, nor does the Company release them from any of their obligations, nor does the Company otherwise assume, abridge, abrogate or undertake to discharge any duty of any third party to Client or any duty of Client or any third party to any other third party, and Client will not release any third party from its obligations and duties with respect to the tested goods.
10. Client shall, on a timely basis, (a) provide adequate instructions to the Company in order to enable the Company to perform properly its services, (b) provide, or cause Client's suppliers and contractors to provide, the Company with all documents necessary to enable the Company to perform its services, (c) furnish the Company with all relevant information regarding Client's intended use and purposes of the tested goods, (d) advise the Company of essential dates and deadlines relevant to the tested goods and (e) fully exercise all rights and remedies available to Client against third parties in respect of the tested goods.
11. The Company shall undertake due care and ordinary skill in the performance of its services to Client, and the Company shall accept responsibility only where such skill has not been exercised and, even in such event, only to the extent of the limitation of liability set forth herein.
12. If Client desires to assert a claim arising from or relating to (i) the performance, purported performance or non-performance of any services by the Company or (ii) the sale, resale, manufacture, distribution or use of any tested goods, it must submit that claim to the Company in a writing that sets forth with particularity the basis for such claim within 60 days from discovery of the potential claim and not more than six months after the date of issuance of the Test Report to Client. Client waives any and all such claims including, without limitation, claims that the Test Report is inaccurate, incomplete or misleading or that additional or different testing is required, unless and then only to the extent that Client submits a written claim to the Company within both such time periods.



BUREAU
VERITAS

Curtis-Straus LLC, a wholly owned subsidiary of BV CPS

One Distribution Center Circle, #1 • Littleton, MA • TEL (978) 486-8880 • FAX (978) 486-8828



13. CLIENT SHALL, EXCEPT TO THE EXTENT OF COMPANY'S LIABILITY TO CLIENT HEREUNDER (WHICH IN NO EVENT SHALL EXCEED THE LIMITATION OF LIABILITY HEREIN), HOLD HARMLESS AND INDEMNIFY THE COMPANY, ITS AFFILIATES AND THEIR RESPECTIVE DIRECTORS, OFFICERS, EMPLOYEES, AGENTS AND SUBCONTRACTORS AGAINST ALL ACTUAL OR ALLEGED THIRD PARTY CLAIMS FOR LOSS, DAMAGE OR EXPENSE OF WHATSOEVER NATURE AND HOWSOEVER ARISING FROM OR RELATING TO (i) THE PERFORMANCE, PURPORTED PERFORMANCE OR NON-PERFORMANCE OF ANY SERVICES BY THE COMPANY OR (ii) THE SALE, RESALE, MANUFACTURE, DISTRIBUTION OR USE OF ANY TESTED GOODS.

14. EXCEPT AS MAY OTHERWISE BE EXPRESSLY AGREED TO IN WRITING BY THE COMPANY AND NOTWITHSTANDING ANY PROVISION TO THE CONTRARY CONTAINED HEREIN OR IN ANY TEST REPORT, NO WARRANTY OR GUARANTEE, EXPRESS OR IMPLIED, INCLUDING ANY WARRANTY OF MERCHANTABILITY OR FITNESS FOR A PARTICULAR PURPOSE OR USE, IS MADE.

15. (A) IN NO EVENT WHATSOEVER SHALL THE COMPANY BE LIABLE FOR ANY CONSEQUENTIAL, SPECIAL, INCIDENTAL, EXEMPLARY OR PUNITIVE DAMAGES IN CONNECTION WITH, RELATING TO OR ARISING OUT OF THE TEST REPORT OR THE SERVICES PROVIDED BY THE COMPANY HEREUNDER, INCLUDING WITHOUT LIMITATION LOSS OF OR DAMAGE TO PROPERTY; LOSS OF INCOME, PROFIT OR USE; OR ANY CLAIMS OR DEMANDS MADE AGAINST CLIENT OR ANY OTHER PERSON BY ANY THIRD PARTY IN CONNECTION WITH, RELATING TO OR ARISING OUT OF THE SERVICES PROVIDED BY THE COMPANY HEREUNDER.

(B) NOTWITHSTANDING ANY PROVISION TO THE CONTRARY CONTAINED HEREIN, AND IN RECOGNITION OF THE RELATIVE RISKS AND BENEFITS TO CLIENT AND THE COMPANY ASSOCIATED WITH THE TESTING SERVICES CONTEMPLATED HEREBY, THE RISKS HAVE BEEN ALLOCATED SUCH THAT UNDER NO CIRCUMSTANCES WHATSOEVER SHALL THE LIABILITY OF THE COMPANY TO CLIENT OR ANY THIRD PARTY IN RESPECT OF ANY CLAIM FOR LOSS, DAMAGE OR EXPENSE, OF WHATSOEVER NATURE OR MAGNITUDE, AND HOWSOEVER ARISING, EXCEED AN AMOUNT EQUAL TO FIVE (5) TIMES THE AMOUNT OF THE FEES PAID TO THE COMPANY FOR THE SPECIFIC SERVICES WHICH GAVE RISE TO SUCH CLAIM OR U.S.\$10,000, WHICHEVER IS THE LESSER AMOUNT.

16. The Company shall not be liable for any loss or damage resulting from any delay or failure in performance of its obligations hereunder resulting directly or indirectly from any event of force majeure or any event outside the control of the Company. If any such event occurs, the Company may immediately cancel or suspend its performance hereunder without incurring any liability whatsoever to Client.

17. Company's services, including these Conditions, shall be governed by, and construed in accordance with, the local laws of the country where the Company performs the tests or, in the case of tests performed in the United States of America, the laws of Massachusetts without regard to conflicts of laws principles. If any aspect(s) of these Conditions is found to be illegal or unenforceable, the validity, legality and enforceability of all remaining aspects of these Conditions shall not in any way be affected or impaired thereby. Any proceeding related to the subject matter hereof shall be brought, if at all, in the courts of the country where the Company performs the tests or, in the case of tests performed in the United States of America, in the courts of Massachusetts. Client waives the right to interpose any counterclaim or setoffs of any nature in any litigation arising hereunder.

Rev.160009121(2)_#684340 v13CS

