

Figure 1 Test Setup for Conducted Emissions

Test configuration – Mode 1 : LAN communication




Test configuration – Mode 2 : RF Transmission



Figure 3 Test setup for Radiated Emissions

Test configuration – Mode 1 : LAN communication



Test configuration – Mode 2 : RF Transmission




Figure 4 Test setup for Conducted Measurement




Figure 8 Test setup for Spurious Radiated Emissions

