



## 8. SETUP PHOTOS


### ANTENNA PORT CONDUCTED RF MEASUREMENT SETUP



**RADIATED RF MEASUREMENT SETUP**



RADIATED BACK PHOTO



**POWERLINE CONDUCTED EMISSIONS MEASUREMENT SETUP**




LINE CONDUCTED BACK PHOTO





## TEST JIG PHOTO OF EUT



**END OF REPORT**