

## 1. Photographs of Conducted Emissions Test Configuration

Adapter 1


Front view



Side view



Under table view




Adapter 2




Front view

Side view



Under table view



## 2. Photographs of Radiated Emissions Test Configuration

For radiated emissions 30MHz~1GHz


8"

Adapter 1

Front view




Rear view



8"  
Adapter 2




Front view



Rear view

For radiated emissions above 1GHz  
8"

Front view



Rear view



————THE END————