

# TEST REPORT

**Application No.:** SZCR2412004877AT  
**Applicant:** SHENZHEN TENDA TECHNOLOGY CO., LTD.  
**Address of Applicant:** 6-8 Floor, Tower E3, No. 1001, Zhongshanyuan Road, Nanshan District, Shenzhen, 518052, China  
**Manufacturer:** SHENZHEN TENDA TECHNOLOGY CO., LTD.  
**Address of Manufacturer:** 6-8 Floor, Tower E3, No. 1001, Zhongshanyuan Road, Nanshan District, Shenzhen, 518052, China

### Equipment Under Test (EUT):

**EUT Name:** BE3600 Dual-Band Wi-Fi 7 Router

**Model No.:** RE3L, TE3L

♣

Please refer to section 2 of this report which indicates which model was actually tested and which were electrically identical.

**FCC ID:** V7TRE3L

**Standard(s) :** 47 CFR Part 15, Subpart E 15.407

**Date of Receipt:** 2024-12-24

**Date of Test:** 2024-12-27 to 2025-03-14

**Date of Issue:** 2025-03-24

<b>Test Result:</b>	<b>Pass*</b>
---------------------	--------------

\* In the configuration tested, the EUT complied with the standards specified above.

Keny Xu

Keny Xu  
EMC Laboratory Manager



SGS-CSTC Standards Technical Services Co., Ltd.  
Shenzhen Branch EMC Laboratory

Unless otherwise agreed in writing, this document is issued by the Company subject to its General Conditions of Service printed overleaf, available on request or accessible at <https://www.sgs.com/en/Terms-and-Conditions>. Attention is drawn to the limitation of liability, indemnification and jurisdiction issues defined therein. Any holder of this document is advised that information contained hereon reflects the Company's findings at the time of its intervention only and within the limits of Client's instructions, if any. The Company's sole responsibility is to its Client and this document does not exonerate parties to a transaction from exercising all their rights and obligations under the transaction documents. This document cannot be reproduced except in full, without prior written approval of the Company. Any unauthorized alteration, forgery or falsification of the content or appearance of this document is unlawful and offenders may be prosecuted to the fullest extent of the law. Unless otherwise stated the results shown in this test report refer only to the sample(s) tested and such sample(s) are retained for 30 days only.

Attention: To check the authenticity of testing / inspection report & certificate, please contact us at telephone: (86-755) 8307 1443, or email: [CN.Doccheck@sgs.com](mailto:CN.Doccheck@sgs.com)

No. 1 Workshop, M-10, Middle Section, Science & Technology Park, Nanshan District, Shenzhen, Guangdong, China 518057 t (86-755) 26012053 f (86-755) 26710594 www.ssgsgroup.com.cn  
中国·广东·深圳市南山区科技园中区M-10栋1号厂房 邮编: 518057 t (86-755) 26012053 f (86-755) 26710594 sgs.china@sgs.com




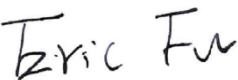
SGS-CSTC Standards Technical Services Co., Ltd. Shenzhen Branch

SZEMC-TRF-01 Rev. A/1

Report No.: SZCR241200487703

Page: 2 of 1136

Revision Record				
Version	Chapter	Date	Modifier	Remark
01		2025-03-24		Original

Authorized for issue by:				
				
		Leo Lai/Project Engineer		
				
		Eric Fu/Reviewer		



Unless otherwise agreed in writing, this document is issued by the Company subject to its General Conditions of Service printed overleaf, available on request or accessible at <https://www.sgs.com/en/Terms-and-Conditions>. Attention is drawn to the limitation of liability, indemnification and jurisdiction issues defined therein. Any holder of this document is advised that information contained hereon reflects the Company's findings at the time of its intervention only and within the limits of Client's instructions, if any. The Company's sole responsibility is to its Client and this document does not exonerate parties to a transaction from exercising all their rights and obligations under the transaction documents. This document cannot be reproduced except in full, without prior written approval of the Company. Any unauthorized alteration, forgery or falsification of the content or appearance of this document is unlawful and offenders may be prosecuted to the fullest extent of the law. Unless otherwise stated the results shown in this test report refer only to the sample(s) tested and such sample(s) are retained for 30 days only.

Attention: To check the authenticity of testing /inspection report & certificate, please contact us at telephone: (86-755) 8307 1443, or email: [CN.Doccheck@sgs.com](mailto:CN.Doccheck@sgs.com)

No.1 Workshop, M-10, Middle Section, Science & Technology Park, Nanshan District, Shenzhen, Guangdong, China 518057 t (86-755) 26012053 f (86-755) 26710594 [www.sgsgroup.com.cn](http://www.sgsgroup.com.cn)  
中国·广东·深圳市南山区科技园中区M-10栋1号厂房 邮编: 518057 t (86-755) 26012053 f (86-755) 26710594 [sgs.china@sgs.com](mailto:sgs.china@sgs.com)

## 2 Test Summary

Radio Spectrum Technical Requirement				
Item	Standard	Method	Requirement	Result
Antenna Requirement	47 CFR Part 15, Subpart E 15.407	N/A	47 CFR Part 15, Subpart C 15.203	Pass
Transmission in the Absence of Data		N/A	47 CFR Part 15, Subpart E 15.407 (c)	Pass

Radio Spectrum Matter Part				
Item	Standard	Method	Requirement	Result
Conducted Emissions at AC Power Line (150kHz-30MHz)	47 CFR Part 15, Subpart E 15.407	ANSI C63.10 (2013) Section 6.2	47 CFR Part 15, Subpart C 15.207 & Subpart E 15.407 b(9)	Pass
Maximum Conducted output power		ANSI C63.10 (2013) Section 12.3	47 CFR Part 15, Subpart E 15.407 (a)	Pass
Radiated Emissions (Below 1GHz)		ANSI C63.10 (2013) Section 6.4,6.5	47 CFR Part 15, Subpart C 15.209 & Subpart E 15.407(b)	Pass
Radiated Emissions (Above 1GHz)		ANSI C63.10 (2013) Section 6.6	47 CFR Part 15, Subpart C 15.209 & Subpart E 15.407(b)	Pass
Radiated Emissions which fall in the restricted bands		ANSI C63.10 (2013) Section 6.10.5	47 CFR Part 15, Subpart C 15.209 & Subpart E 15.407(b)	Pass
Channel Move Time		KDB 905462 D02 Section 7.8.3	KDB 905462 D02 Section 5.1	Pass
Duty Cycle		ANSI C63.10 (2013) Section 12.2	ANSI C63.10 (2013) Section 12.2	Pass
99% Bandwidth		ANSI C63.10 (2013) Section 12.4.2	ANSI C63.10 (2013) Section 12.4.2	Pass
26dB Emission bandwidth		ANSI C63.10 (2013) Section 12.4.1	47 CFR Part 15, Subpart E 15.407 (a)	Pass
Minimum 6 dB bandwidth (5.725-5.85 GHz band )		ANSI C63.10 (2013) Section 6.9.2	47 CFR Part 15, Subpart E 15.407 (e)	Pass
Peak Power spectrum density		ANSI C63.10 (2013) Section 12.5	47 CFR Part 15, Subpart E 15.407 (a)	Pass
Frequency Stability		ANSI C63.10 (2013) Section 6.8	47 CFR Part 15, Subpart E 15.407 (g)	Pass
Non-occupancy period		KDB 905462 D02 Section 7.8.3	KDB 905462 D02 Section 5.1	Pass
Channel Availability Check Time		KDB 905462 D02 Section 7.8.2	KDB 905462 D02 Section 5.1	Pass



## SGS-CSTC Standards Technical Services Co., Ltd. Shenzhen Branch

SZEMC-TRF-01 Rev. A/1

Report No.: SZCR241200487703

Page: 4 of 1136

Radio Spectrum Matter Part				
Item	Standard	Method	Requirement	Result
Channel Closing Transmission Time		KDB 905462 D02 Section 7.8.3	KDB 905462 D02 Section 5.1	Pass
U-NII Detection Bandwidth		KDB 905462 D02 Section 7.8.1	KDB 905462 D02 Section 5.1	Pass
Transmitter Power Control		ANSI C63.10 (2013) Section 12.3	47 CFR Part 15, Subpart E 15.407 (h)(1)	Pass

### Declaration of EUT Family Grouping:

Model No.: RE3L, TE3L

Only the model RE3L was tested, since according to the declaration from the applicant, the electrical circuit design, PCB layout, components used and internal wiring and functions were identical for the above models, with only difference being of product model name.



Unless otherwise agreed in writing, this document is issued by the Company subject to its General Conditions of Service printed overleaf, available on request or accessible at <https://www.sgs.com/en/Terms-and-Conditions>. Attention is drawn to the limitation of liability, indemnification and jurisdiction issues defined therein. Any holder of this document is advised that information contained hereon reflects the Company's findings at the time of its intervention only and within the limits of Client's instructions, if any. The Company's sole responsibility is to its Client and this document does not exonerate parties to a transaction from exercising all their rights and obligations under the transaction documents. This document cannot be reproduced except in full, without prior written approval of the Company. Any unauthorized alteration, forgery or falsification of the content or appearance of this document is unlawful and offenders may be prosecuted to the fullest extent of the law. Unless otherwise stated the results shown in this test report refer only to the sample(s) tested and such sample(s) are retained for 30 days only.

Attention: To check the authenticity of testing / inspection report & certificate, please contact us at telephone: (86-755) 8307 1443, or email: [CN.Doccheck@sgs.com](mailto:CN.Doccheck@sgs.com)

SGS-CSTC Standards Technical Services Co., Ltd.  
Shenzhen Branch Testing & Calibration Laboratory

No.1 Workshop, M-10, Middle Section, Science & Technology Park, Nanshan District, Shenzhen, Guangdong, China 518057 t (86-755) 26012053 f (86-755) 26710594 www.sgs.com.cn  
中国·广东·深圳市南山区科技园中区M-10栋1号厂房 邮编: 518057 t (86-755) 26012053 f (86-755) 26710594 sgs.china@sgs.com



### 3 Contents

	Page
1 Cover Page .....	1
2 Test Summary .....	3
3 Contents .....	5
4 General Information .....	8
4.1 Details of E.U.T. ....	8
4.2 Description of Support Units .....	8
4.3 Measurement Uncertainty .....	9
4.4 Test Location .....	9
4.5 Test Facility .....	9
4.6 Deviation from Standards .....	10
4.7 Abnormalities from Standard Conditions .....	10
5 Equipment List .....	11
6 Radio Spectrum Technical Requirement .....	14
6.1 Antenna Requirement .....	14
6.1.1 Test Requirement: .....	14
6.2 Transmission in the Absence of Data .....	15
6.2.1 Test Requirement: .....	15
6.2.2 Conclusion .....	15
7 Radio Spectrum Matter Test Results .....	16
7.1 Conducted Emissions at AC Power Line (150kHz-30MHz) .....	16
7.1.1 E.U.T. Operation .....	16
7.1.2 Test Mode Description .....	16
7.1.3 Test Setup Diagram .....	17
7.1.4 Measurement Procedure and Data .....	17
7.2 Maximum Conducted output power .....	20
7.2.1 E.U.T. Operation .....	20
7.2.2 Test Mode Description .....	20
7.2.3 Test Setup Diagram .....	21
7.2.4 Measurement Procedure and Data .....	21
7.3 Radiated Emissions (Below 1GHz) .....	22
7.3.1 E.U.T. Operation .....	22
7.3.2 Test Mode Description .....	22
7.3.3 Test Setup Diagram .....	23
7.3.4 Measurement Procedure and Data .....	24
7.4 Radiated Emissions (Above 1GHz) .....	27
7.4.1 E.U.T. Operation .....	27
7.4.2 Test Mode Description .....	28
7.4.3 Test Setup Diagram .....	28
7.4.4 Measurement Procedure and Data .....	29



## SGS-CSTC Standards Technical Services Co., Ltd. Shenzhen Branch

SZEMC-TRF-01 Rev. A/1

Report No.: SZCR241200487703

Page: 6 of 1136

7.5	Radiated Emissions which fall in the restricted bands .....	114
7.5.1	E.U.T. Operation .....	114
7.5.2	Test Mode Description .....	115
7.5.3	Test Setup Diagram .....	115
7.5.4	Measurement Procedure and Data .....	116
7.6	Channel Move Time .....	267
7.6.1	E.U.T. Operation .....	267
7.6.2	Test Mode Description .....	268
7.6.3	Test Setup Diagram .....	268
7.6.4	Measurement Procedure and Data .....	269
7.7	Duty Cycle .....	270
7.7.1	E.U.T. Operation .....	270
7.7.2	Test Mode Description .....	270
7.7.3	Test Setup Diagram .....	271
7.7.4	Measurement Procedure and Data .....	271
7.8	99% Bandwidth .....	272
7.8.1	E.U.T. Operation .....	272
7.8.2	Test Mode Description .....	272
7.8.3	Test Setup Diagram .....	273
7.8.4	Measurement Procedure and Data .....	273
7.9	26dB Emission bandwidth .....	274
7.9.1	E.U.T. Operation .....	274
7.9.2	Test Mode Description .....	274
7.9.3	Test Setup Diagram .....	275
7.9.4	Measurement Procedure and Data .....	275
7.10	Minimum 6 dB bandwidth (5.725-5.85 GHz band ) .....	276
7.10.1	E.U.T. Operation .....	276
7.10.2	Test Mode Description .....	276
7.10.3	Test Setup Diagram .....	277
7.10.4	Measurement Procedure and Data .....	277
7.11	Peak Power spectrum density .....	278
7.11.1	E.U.T. Operation .....	278
7.11.2	Test Mode Description .....	278
7.11.3	Test Setup Diagram .....	279
7.11.4	Measurement Procedure and Data .....	279
7.12	Frequency Stability .....	280
7.12.1	E.U.T. Operation .....	280
7.12.2	Test Mode Description .....	280
7.12.3	Test Setup Diagram .....	281
7.12.4	Measurement Procedure and Data .....	281
7.13	Non-occupancy period .....	282
7.13.1	E.U.T. Operation .....	282
7.13.2	Test Mode Description .....	283
7.13.3	Test Setup Diagram .....	283
7.13.4	Measurement Procedure and Data .....	284
7.14	Channel Availability Check Time .....	285
7.14.1	E.U.T. Operation .....	285
7.14.2	Test Mode Description .....	286
7.14.3	Test Setup Diagram .....	286
7.14.4	Measurement Procedure and Data .....	287



Unless otherwise agreed in writing, this document is issued by the Company subject to its General Conditions of Service printed overleaf, available on request or accessible at <https://www.sgs.com/en/Terms-and-Conditions>. Attention is drawn to the limitation of liability, indemnification and jurisdiction issues defined therein. Any holder of this document is advised that information contained hereon reflects the Company's findings at the time of its intervention only and within the limits of Client's instructions, if any. The Company's sole responsibility is to its Client and this document does not exonerate parties to a transaction from exercising all their rights and obligations under the transaction documents. This document cannot be reproduced except in full, without prior written approval of the Company. Any unauthorized alteration, forgery or falsification of the content or appearance of this document is unlawful and offenders may be prosecuted to the fullest extent of the law. Unless otherwise stated the results shown in this test report refer only to the sample(s) tested and such sample(s) are retained for 30 days only.

Attention: To check the authenticity of testing /inspection report & certificate, please contact us at telephone: (86-755) 8307 1443, or email: [CN.Doccheck@sgs.com](mailto:CN.Doccheck@sgs.com)

SGS-CSTC Standards Technical Services Co., Ltd.  
Shenzhen Branch (SZEMC) Laboratory

No.1 Workshop, M-10, Middle Section, Science & Technology Park, Nanshan District, Shenzhen, Guangdong, China 518057 t (86-755) 26012053 f (86-755) 26710594 www.sgsgroup.com.cn  
中国·广东·深圳市南山区科技园中区M-10栋1号厂房 邮编: 518057 t (86-755) 26012053 f (86-755) 26710594 sgs.china@sgs.com

## SGS-CSTC Standards Technical Services Co., Ltd. Shenzhen Branch

SZEMC-TRF-01 Rev. A/1

Report No.: SZCR241200487703

Page: 7 of 1136

7.15	Channel Closing Transmission Time .....	289
7.15.1	E.U.T. Operation.....	289
7.15.2	Test Mode Description.....	290
7.15.3	Test Setup Diagram.....	290
7.15.4	Measurement Procedure and Data .....	291
7.16	U-NII Detection Bandwidth.....	292
7.16.1	E.U.T. Operation.....	292
7.16.2	Test Mode Description.....	293
7.16.3	Test Setup Diagram.....	293
7.16.4	Measurement Procedure and Data .....	294
7.17	Transmitter Power Control .....	295
7.17.1	E.U.T. Operation.....	295
7.17.2	Test Mode Description.....	295
7.17.3	Test Setup Diagram.....	295
7.17.4	Measurement Procedure and Data .....	295
8	Test Setup Photo .....	296
9	EUT Constructional Details (EUT Photos) .....	296
10	Appendix.....	297



Unless otherwise agreed in writing, this document is issued by the Company subject to its General Conditions of Service printed overleaf, available on request or accessible at <https://www.sgs.com/en/Terms-and-Conditions>. Attention is drawn to the limitation of liability, indemnification and jurisdiction issues defined therein. Any holder of this document is advised that information contained hereon reflects the Company's findings at the time of its intervention only and within the limits of Client's instructions, if any. The Company's sole responsibility is to its Client and this document does not exonerate parties to a transaction from exercising all their rights and obligations under the transaction documents. This document cannot be reproduced except in full, without prior written approval of the Company. Any unauthorized alteration, forgery or falsification of the content or appearance of this document is unlawful and offenders may be prosecuted to the fullest extent of the law. Unless otherwise stated the results shown in this test report refer only to the sample(s) tested and such sample(s) are retained for 30 days only.

Attention: To check the authenticity of testing /inspection report & certificate, please contact us at telephone: (86-755) 8307 1443, or email: [CN.Doccheck@sgs.com](mailto:CN.Doccheck@sgs.com)

SGS-CSTC Standards Technical Services Co., Ltd.  
Shenzhen Branch Testing & Calibration Laboratory

No.1 Workshop, M-10, Middle Section, Science & Technology Park, Nanshan District, Shenzhen, Guangdong, China 518057 t (86-755) 26012053 f (86-755) 26710594 www.sgs.com.cn  
中国·广东·深圳市南山区科技园中区M-10栋1号厂房 邮编: 518057 t (86-755) 26012053 f (86-755) 26710594 sgs.china@sgs.com

## 4 General Information

### 4.1 Details of E.U.T.

Power supply:	DC 12V from AC/DC adapter Model: TEKA-TC120150US Input: 100-240V~50/60Hz 0.5A Output: DC 12.0V 1.5A Test Voltage: 120V~60Hz
Cable Loss (for RF conducted test):	1.5dB
Operation Frequency/Number of channels (20MHz):	5180-5240MHz (4 Channels); U-NII-2A: 5260-5320MHz (4 Channels); U-NII-3: 5745-5825MHz (5 Channels)
Operation Frequency/Number of channels/(40MHz):	5190-5230MHz (2 Channels); U-NII-2A: 5270-5310MHz (2 Channels); U-NII-3: 5755-5795MHz (2 Channels)
Operation Frequency/Number of channels (80MHz):	5210MHz (1 Channel); U-NII-2A: 5290MHz (1 Channels); U-NII-3: 5775MHz (1 Channel)
Operation Frequency/Number of channels (160MHz):	5250MHz (1 Channel)
Modulation Type:	802.11a: OFDM (64QAM, 16QAM, QPSK, BPSK); 802.11n: OFDM (BPSK, QPSK, 16QAM, 64QAM); 802.11ac: OFDM (BPSK, QPSK, 16QAM, 64QAM, 256QAM); 802.11ax: OFDMA (BPSK, QPSK, 16QAM, 64QAM, 256QAM, 1024-QAM); 802.11be: OFDMA with enhancements (BPSK, QPSK, 16QAM, 64QAM, 256QAM, 1024-QAM, 4096-QAM)
Channel Spacing:	802.11a/n/ac/ax/be 20: 20MHz; 802.11n/ac/ax/be 40: 40MHz; 802.11ac/ax/be 80: 80MHz; 802.11ac/ax/be 160: 160MHz
DFS Function:	Master
TPC Function:	Support TPC function
Antenna Type:	External Antenna
Antenna Gain:	Band 1&2: ANT1: 6.32 dBi, ANT2: 6.32 dBi, ANT3: 6.32 dBi; Band 4: ANT1: 6.19 dBi, ANT2: 6.19 dBi, ANT3: 6.19 dBi

Remark: The information in this section is provided by the applicant or manufacturer, SGS is not liable to the accuracy, suitability, reliability or/and integrity of the information.

### 4.2 Description of Support Units

Description	Manufacturer	Model No.	Serial No.
--	--	--	--
The EUT has been tested as an independent unit.			





## 4.3 Measurement Uncertainty

Test Item	Measurement Uncertainty
Conducted Emissions at AC Power Line (150kHz-30MHz)	$\pm 3.1\text{dB}$
Maximum Conducted output power	$\pm 0.75\text{dB}$
Radiated Emissions (Below 1GHz)	$\pm 6.0\text{dB}$ for 3m; $\pm 5.0\text{dB}$ for 10m
Radiated Emissions (Above 1GHz)	$\pm 4.6\text{dB}$ (1-18GHz); $\pm 4.8\text{dB}$ (18-40GHz)
Radiated Emissions which fall in the restricted bands	$\pm 6.0\text{dB}$ (below 1GHz); $\pm 4.6\text{dB}$ (above 1GHz);
Duty Cycle	$\pm 0.37\%$
99% Bandwidth	$\pm 3\%$
26dB Emission bandwidth	$\pm 3\%$
Minimum 6 dB bandwidth (5.725-5.85 GHz band )	$\pm 3\%$
Peak Power spectrum density	$\pm 2.84\text{dB}$
Frequency Stability	$\pm 7.25 \times 10^{-8}$
Transmitter Power Control	$\pm 0.75\text{dB}$

Remark:  
The  $U_{\text{lab}}$  (lab Uncertainty) is less than  $U_{\text{CISPR/ETSI}}$  (CISPR/ETSI Uncertainty), so the test results  
– compliance is deemed to occur if no measured disturbance level exceeds the disturbance limit;  
– non-compliance is deemed to occur if any measured disturbance level exceeds the disturbance limit.

## 4.4 Test Location

All tests were performed at:

SGS-CSTC Standards Technical Services Co., Ltd., Shenzhen Branch

No. 1 Workshop, M-10, Middle Section, Science & Technology Park, Nanshan District, Shenzhen, Guangdong, China. 518057.

Tel: +86 755 2601 2053 Fax: +86 755 2671 0594

No tests were sub-contracted.

## 4.5 Test Facility

The test facility is recognized, certified, or accredited by the following organizations:



Unless otherwise agreed in writing, this document is issued by the Company subject to its General Conditions of Service printed overleaf, available on request or accessible at <https://www.sgs.com/en/Terms-and-Conditions>. Attention is drawn to the limitation of liability, indemnification and jurisdiction issues defined therein. Any holder of this document is advised that information contained hereon reflects the Company's findings at the time of its intervention only and within the limits of Client's instructions, if any. The Company's sole responsibility is to its Client and this document does not exonerate parties to a transaction from exercising all their rights and obligations under the transaction documents. This document cannot be reproduced except in full, without prior written approval of the Company. Any unauthorized alteration, forgery or falsification of the content or appearance of this document is unlawful and offenders may be prosecuted to the fullest extent of the law. Unless otherwise stated the results shown in this test report refer only to the sample(s) tested and such sample(s) are retained for 30 days only.

Attention: To check the authenticity of testing /inspection report & certificate, please contact us at telephone: (86-755) 8307 1443, or email: [CN.Doccheck@sgs.com](mailto:CN.Doccheck@sgs.com)

SGS-CSTC Standards Technical Services Co., Ltd.  
Shenzhen Branch Inspection & Testing Services Laboratory

No.1 Workshop, M-10, Middle Section, Science & Technology Park, Nanshan District, Shenzhen, Guangdong, China 518057 t (86-755) 26012053 f (86-755) 26710594 www.sgs.com.cn  
中国·广东·深圳市南山区科技园中区M-10栋1号厂房 邮编: 518057 t (86-755) 26012053 f (86-755) 26710594 sgs.china@sgs.com

# SGS-CSTC Standards Technical Services Co., Ltd. Shenzhen Branch

SZEMC-TRF-01 Rev. A/1

Report No.: SZCR241200487703

Page: 10 of 1136

## • A2LA (Certificate No. 3816.01)

SGS-CSTC Standards Technical Services Co., Ltd., Shenzhen EMC Laboratory is accredited by the American Association for Laboratory Accreditation(A2LA). Certificate No. 3816.01.

## • VCCI (Member No. 1937)

The 3m Fully-anechoic chamber for above 1GHz, 10m Semi-anechoic chamber for below 1GHz, Shielded Room for Mains Port Conducted Interference Measurement and Telecommunication Port Conducted Interference Measurement of SGS-CSTC Standards Technical Services Co., Ltd. Shenzhen EMC laboratory have been registered in accordance with the Regulations for Voluntary Control Measures with Registration No.: G-20026, R-14188, C-12383 and T-11153 respectively.

## • FCC –Designation Number: CN1336

SGS-CSTC Standards Technical Services Co., Ltd., Shenzhen EMC Laboratory has been recognized as an accredited testing laboratory.

Designation Number: CN1336. Test Firm Registration Number: 787754.

## • Innovation, Science and Economic Development Canada

SGS-CSTC Standards Technical Services Co., Ltd., Shenzhen EMC Laboratory has been recognized by ISED as an accredited testing laboratory.

CAB identifier: CN0006.

IC#: 4620C.

## 4.6 Deviation from Standards

None

## 4.7 Abnormalities from Standard Conditions

None



Unless otherwise agreed in writing, this document is issued by the Company subject to its General Conditions of Service printed overleaf, available on request or accessible at <https://www.sgs.com/en/Terms-and-Conditions>. Attention is drawn to the limitation of liability, indemnification and jurisdiction issues defined therein. Any holder of this document is advised that information contained hereon reflects the Company's findings at the time of its intervention only and within the limits of Client's instructions, if any. The Company's sole responsibility is to its Client and this document does not exonerate parties to a transaction from exercising all their rights and obligations under the transaction documents. This document cannot be reproduced except in full, without prior written approval of the Company. Any unauthorized alteration, forgery or falsification of the content or appearance of this document is unlawful and offenders may be prosecuted to the fullest extent of the law. Unless otherwise stated the results shown in this test report refer only to the sample(s) tested and such sample(s) are retained for 30 days only.

Attention: To check the authenticity of testing /inspection report & certificate, please contact us at telephone: (86-755) 8307 1443, or email: [CN.Doccheck@sgs.com](mailto:CN.Doccheck@sgs.com)

SGS-CSTC Standards Technical Services Co., Ltd.  
Shenzhen Branch Testing and EMC Laboratory

No.1 Workshop, M-10, Middle Section, Science & Technology Park, Nanshan District, Shenzhen, Guangdong, China 518057 t (86-755) 26012053 f (86-755) 26710594 [www.ssgroup.com.cn](http://www.ssgroup.com.cn)  
中国·广东·深圳市南山区科技园中区M-10栋1号厂房 邮编: 518057 t (86-755) 26012053 f (86-755) 26710594 [sgs.china@sgs.com](mailto:sgs.china@sgs.com)

## 5 Equipment List

Conducted Emissions at AC Power Line (150kHz-30MHz)					
Equipment	Manufacturer	Model No.	Inventory No.	Cal Date	Cal Due Date
Shielding Room	ZhongYu Electron	GB-88	SEM001-06	2022-05-14	2025-05-13
EMI Test Receiver	Rohde&Schwarz	ESR	SZ-WRG-M-047	2025-01-8	2026-01-7
Matching Pad	N/A	N/A	SEM021-23	2024-03-20	2025-03-19
Matching Pad	N/A	N/A	SEM021-24	2024-03-20	2025-03-19
Measurement Software	AUDIX	e3 V8.2014-6-27a	N/A	N/A	N/A
Coaxial Cable	SGS	N/A	SEM024-01	2024-07-06	2025-07-05
LISN	Rohde&Schwarz	ENV216	SEM007-01	2024-08-15	2025-08-14
LISN	ETS-LINDGREN	3816/2	SEM007-02	2024-03-03	2026-03-02

Maximum Conducted output power					
Equipment	Manufacturer	Model No.	Inventory No.	Cal Date	Cal Due Date
Power Sensor	TST PASS	TSPS2023R	SEM009-26	2024-03-04	2026-03-03
Power Sensor	KEYSIGHT	U2021XA	SEM009-16	2024-03-04	2026-03-03
DC Power Supply	Chroma	62012P-80-60	SEM011-11	2024-08-14	2025-08-13
MXA Signal Analyzer	KEYSIGHT	N9020A	SEM004-19	2024-03-04	2026-03-03
Signal Generator	KEYSIGHT	N5173B	SEM006-05	2024-09-14	2025-09-13
Measurement Software	TST PASS	TST PASS V2.0	N/A	N/A	N/A
Coaxial Cable	SGS	N/A	SEM031-01	2024-07-06	2025-07-05
Attenuator	Huber+Suhner	6620_SMA-50-1	SEM021-09	2024-03-03	2026-03-02
Programmable Temperature & Humidity Chamber	Votsch Industrietechnik GmbH	VT 4002	SEM002-15	2025-02-26	2026-02-25

Radiated Emissions (Below 1GHz)					
Equipment	Manufacturer	Model No.	Inventory No.	Cal Date	Cal Due Date
Loop Antenna	ETS-Lindgren	6502	SEM003-08	2023-11-20	2025-11-19
3m Semi-Anechoic Chamber	ETS-LINDGREN	N/A	SEM001-01	2023-06-19	2026-06-18
MXE EMI Receiver	Agilent Technologies	N9038A	SEM004-15	2024-08-14	2025-08-13
BiConiLog Antenna	ETS-LINDGREN	3142C	SEM003-01	2023-09-16	2025-09-15
Pre-Amplifier	Agilent Technologies	8447D	SEM005-01	2024-03-04	2026-03-03
Measurement Software	AUDIX	e3 V8.2014-6-27	N/A	N/A	N/A
Coaxial Cable	SGS	N/A	SEM025-01	2024-07-06	2025-07-05



Unless otherwise agreed in writing, this document is issued by the Company subject to its General Conditions of Service printed overleaf, available on request or accessible at <https://www.sgs.com/en/Terms-and-Conditions>. Attention is drawn to the limitation of liability, indemnification and jurisdiction issues defined therein. Any holder of this document is advised that information contained hereon reflects the Company's findings at the time of its intervention only and within the limits of Client's instructions, if any. The Company's sole responsibility is to its Client and this document does not exonerate parties to a transaction from exercising all their rights and obligations under the transaction documents. This document cannot be reproduced except in full, without prior written approval of the Company. Any unauthorized alteration, forgery or falsification of the content or appearance of this document is unlawful and offenders may be prosecuted to the fullest extent of the law. Unless otherwise stated the results shown in this test report refer only to the sample(s) tested and such sample(s) are retained for 30 days only.

Attention: To check the authenticity of testing / inspection report & certificate, please contact us at telephone: (86-755) 8307 1443, or email: [CN.Doccheck@sgs.com](mailto:CN.Doccheck@sgs.com)

SGS-CSTC Standards Technical Services Co., Ltd. Shenzhen Branch (EMC Laboratory)  
 No.1 Workshop, M-10, Middle Section, Science & Technology Park, Nanshan District, Shenzhen, Guangdong, China 518057 t (86-755) 26012053 f (86-755) 26710594 www.sgsgroup.com.cn  
 中国·广东·深圳市南山区科技园中区M-10栋1号厂房 邮编: 518057 t (86-755) 26012053 f (86-755) 26710594 sgs.china@sgs.com

# SGS-CSTC Standards Technical Services Co., Ltd. Shenzhen Branch

SZEMC-TRF-01 Rev. A/1

Report No.: SZCR241200487703

Page: 12 of 1136

Radiated Emissions (Above 1GHz)					
Equipment	Manufacturer	Model No.	Inventory No.	Cal Date	Cal Due Date
3m Fully-Anechoic Chamber	AUDIX	N/A	SEM001-02	2024-05-11	2027-05-10
Signal Analyzer	Rohde & Schwarz	FSV40	SEM008-04	2024-03-04	2026-03-03
Horn Antenna	Rohde&Schwarz	HF907	SEM003-07	2023-07-23	2025-07-22
Microwave system amplifier	Agilent	83017A	SEM005-25	2024-09-14	2025-09-13
Measurement Software	AUDIX	e3 V8.2014-6-27	N/A	N/A	N/A
Coaxial Cable	SGS	N/A	SEM026-01	2024-07-06	2025-07-05
Broad-Band Horn Antenna	Schwarzbeck	BBHA 9170	SEM003-15	2024-08-10	2025-08-09
Pre-Amplifier	Compliance Directions Systems Inc.	PAP-2640-50	SEM005-08	2024-03-15	2025-03-14

Radiated Emissions which fall in the restricted bands					
Equipment	Manufacturer	Model No.	Inventory No.	Cal Date	Cal Due Date
3m Fully-Anechoic Chamber	AUDIX	N/A	SEM001-02	2024-05-11	2027-05-10
Signal Analyzer	Rohde & Schwarz	FSV40	SEM008-04	2024-03-04	2026-03-03
Horn Antenna	Rohde&Schwarz	HF907	SEM003-07	2023-07-23	2025-07-22
Microwave system amplifier	Agilent	83017A	SEM005-25	2024-09-14	2025-09-13
Measurement Software	AUDIX	e3 V8.2014-6-27	N/A	N/A	N/A
Coaxial Cable	SGS	N/A	SEM026-01	2024-07-06	2025-07-05

Channel Move Time					
Equipment	Manufacturer	Model No.	Inventory No.	Cal Date	Cal Due Date
Manual Step Attenuator	KEYSIGHT	8494B	SEM021-05	2024-03-03	2026-03-02
Manual Step Attenuator	KEYSIGHT	8496B	SEM021-06	2024-03-03	2026-03-02
Measurement Software	KEYSIGHT	Signal Studio for DFS Radar Profiles V2.2.0.0	N/A	N/A	N/A
Measurement Software	Agilent	ISMonitor10	N/A	N/A	N/A
MXG Vector Signal Generator	Agilent	N5182A	SEM006-21	2024-03-03	2026-03-02
MXA Signal Analyzer	KEYSIGHT	N9020A	SEM004-22	2024-03-04	2026-03-03



Unless otherwise agreed in writing, this document is issued by the Company subject to its General Conditions of Service printed overleaf, available on request or accessible at <https://www.sgs.com/en/Terms-and-Conditions>. Attention is drawn to the limitation of liability, indemnification and jurisdiction issues defined therein. Any holder of this document is advised that information contained hereon reflects the Company's findings at the time of its intervention only and within the limits of Client's instructions, if any. The Company's sole responsibility is to its Client and this document does not exonerate parties to a transaction from exercising all their rights and obligations under the transaction documents. This document cannot be reproduced except in full, without prior written approval of the Company. Any unauthorized alteration, forgery or falsification of the content or appearance of this document is unlawful and offenders may be prosecuted to the fullest extent of the law. Unless otherwise stated the results shown in this test report refer only to the sample(s) tested and such sample(s) are retained for 30 days only.

Attention: To check the authenticity of testing /inspection report & certificate, please contact us at telephone: (86-755) 8307 1443, or email: [CN.Doccheck@sgs.com](mailto:CN.Doccheck@sgs.com)

SGS-CSTC Standards Technical Services Co., Ltd. Shenzhen Branch Laboratory  
 No.1 Workshop, M-10, Middle Section, Science & Technology Park, Nanshan District, Shenzhen, Guangdong, China 518057 t (86-755) 26012053 f (86-755) 26710594 www.sgs.com.cn  
 中国·广东·深圳市南山区科技园中区M-10栋1号厂房 邮编: 518057 t (86-755) 26012053 f (86-755) 26710594 sgs.china@sgs.com



# SGS-CSTC Standards Technical Services Co., Ltd. Shenzhen Branch

SZEMC-TRF-01 Rev. A/1

Report No.: SZCR241200487703

Page: 13 of 1136

RF Conducted Test					
Equipment	Manufacturer	Model No.	Inventory No.	Cal Date	Cal Due Date
DC Power Supply	Chroma	62012P-80-60	SEM011-11	2024-08-14	2025-08-13
MXA Signal Analyzer	KEYSIGHT	N9020A	SEM004-19	2024-03-04	2026-03-03
Signal Generator	KEYSIGHT	N5173B	SEM006-05	2024-09-14	2025-09-13
Measurement Software	TST PASS	TST PASS V2.0	N/A	N/A	N/A
Coaxial Cable	SGS	N/A	SEM031-01	2024-07-06	2025-07-05
Attenuator	Huber+Suhner	6620_SMA-50-1	SEM021-09	2024-03-03	2026-03-02
Programmable Temperature & Humidity Chamber	Votsch Industrietechnik GmbH	VT 4002	SEM002-15	2025-02-26	2026-02-25
Manual Step Attenuator	KEYSIGHT	8494B	SEM021-05	2024-03-03	2026-03-02
Manual Step Attenuator	KEYSIGHT	8496B	SEM021-06	2024-03-03	2026-03-02
MXG Vector Signal Generator	Agilent	N5182A	SEM006-21	2024-03-03	2026-03-02
MXA Signal Analyzer	KEYSIGHT	N9020A	SEM004-22	2024-03-04	2026-03-03

General used equipment					
Equipment	Manufacturer	Model No.	Inventory No.	Cal Date	Cal Due Date
Humidity/ Temperature Indicator	deli	8838	SEM002-32	2024-07-24	2025-07-23
Humidity/ Temperature Indicator	deli	8838	SEM002-33	2024-07-24	2025-07-23
Barometer	Changchun Meteorological Industry Factory	DYM3	SEM002-01	2024-03-03	2026-03-02



Unless otherwise agreed in writing, this document is issued by the Company subject to its General Conditions of Service printed overleaf, available on request or accessible at <https://www.sgs.com/en/Terms-and-Conditions>. Attention is drawn to the limitation of liability, indemnification and jurisdiction issues defined therein. Any holder of this document is advised that information contained hereon reflects the Company's findings at the time of its intervention only and within the limits of Client's instructions, if any. The Company's sole responsibility is to its Client and this document does not exonerate parties to a transaction from exercising all their rights and obligations under the transaction documents. This document cannot be reproduced except in full, without prior written approval of the Company. Any unauthorized alteration, forgery or falsification of the content or appearance of this document is unlawful and offenders may be prosecuted to the fullest extent of the law. Unless otherwise stated the results shown in this test report refer only to the sample(s) tested and such sample(s) are retained for 30 days only.

Attention: To check the authenticity of testing / inspection report & certificate, please contact us at telephone: (86-755) 8307 1443, or email: [CN.Doccheck@sgs.com](mailto:CN.Doccheck@sgs.com)

SGS-CSTC Standards Technical Services Co., Ltd. Shenzhen Branch  
 No.1 Workshop, M-10, Middle Section, Science & Technology Park, Nanshan District, Shenzhen, Guangdong, China 518057 t (86-755) 26012053 f (86-755) 26710594 www.sgsgroup.com.cn  
 中国·广东·深圳市南山区科技园中区M-10栋1号厂房 邮编: 518057 t (86-755) 26012053 f (86-755) 26710594 sgs.china@sgs.com

## 6 Radio Spectrum Technical Requirement

### 6.1 Antenna Requirement

#### 6.1.1 Test Requirement:

47 CFR Part 15, Subpart C 15.203

#### Standard Requirement:

An intentional radiator shall be designed to ensure that no antenna other than that furnished by the responsible party shall be used with the device. The use of a permanently attached antenna or of an antenna that uses a unique coupling to the intentional radiator, the manufacturer may design the unit so that a broken antenna can be replaced by the user, but the use of a standard antenna jack or electrical connector is prohibited.

#### 15.247(b) (4) requirement:

The conducted output power limit specified in paragraph (b) of this section is based on the use of antennas with directional gains that do not exceed 6 dBi. Except as shown in paragraph (c) of this section, if transmitting antennas of directional gain greater than 6 dBi are used, the conducted output power from the intentional radiator shall be reduced below the stated values in paragraphs (b)(1), (b)(2), and (b)(3) of this section, as appropriate, by the amount in dB that the directional gain of the antenna exceeds 6 dBi.

#### EUT Antenna:

The antenna is integrated on the main PCB and no consideration of replacement. The best case gain of the antenna is Band 1&2: ANT1: 6.32 dBi, ANT2: 6.32 dBi, ANT3: 6.32 dBi; Band 4: ANT1: 6.19 dBi,

ANT2: 6.19 dBi, ANT3: 6.19 dBi.

Antenna location: Refer to internal photo.



## 6.2 Transmission in the Absence of Data

### 6.2.1 Test Requirement:

47 CFR Part 15, Subpart E 15.407 (c)

### 6.2.2 Conclusion

Standard Requirement:

The device shall automatically discontinue transmission in case of either absence of information to transmit or operational failure. These provisions are not intended to preclude the transmission of control or signalling information or the use of repetitive codes used by certain digital technologies to complete frame or burst intervals.

Applicants shall include in their application for equipment authorization a description of how this requirement is met.

EUT Details: SDR chip support automatically discontinue transmission in case of either absence of information to transmit or operational failure, if the chip detect absence of information to transmit or operational failure, it will be automatically shut off.



## 7 Radio Spectrum Matter Test Results

### 7.1 Conducted Emissions at AC Power Line (150kHz-30MHz)

Test Requirement 47 CFR Part 15, Subpart C 15.207 & Subpart E 15.407 b(9)

Test Method: ANSI C63.10 (2013) Section 6.2

Limit:

Frequency of emission(MHz)	Conducted limit(dB $\mu$ V)	
	Quasi-peak	Average
0.15-0.5	66 to 56*	56 to 46*
0.5-5	56	46
5-30	60	50

\*Decreases with the logarithm of the frequency.

#### 7.1.1 E.U.T. Operation

Operating Environment:

Temperature: 23.6 °C

Humidity: 47.9 % RH

Atmospheric Pressure: 1020 mbar

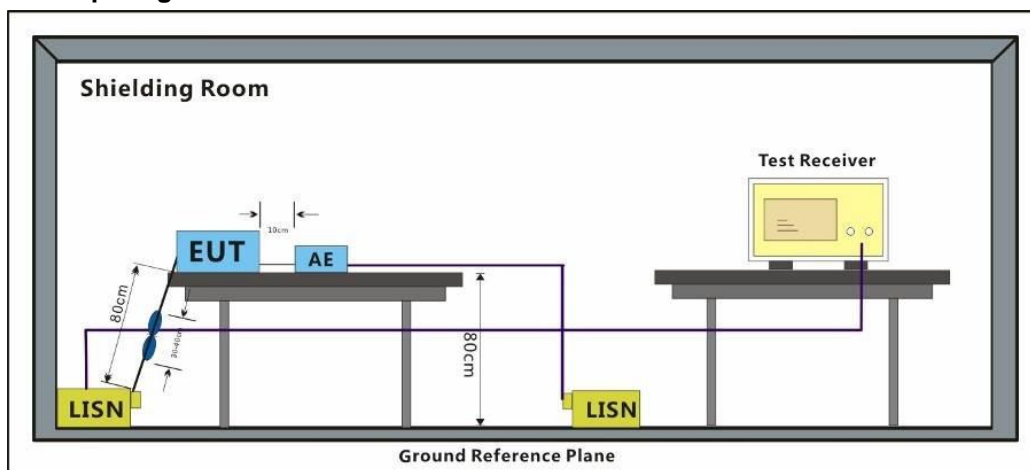
#### 7.1.2 Test Mode Description

Pre-scan / Final test	Mode Code	Description
Final test	02	TX mode (U-NII-1)_Keep the EUT in continuously transmitting mode with all modulation types. All data rates for each modulation type have been tested and found the data rate @ 6Mbps is the worst case of IEEE 802.11a; data rate @ MCS0 is the worst case of IEEE 802.11n/ac/ax/be 20/40/80, Only the data of worst case is recorded in the report.
Pre-scan	03	TX mode (U-NII-2A) _Keep the EUT in continuously transmitting mode with all modulation types. All data rates for each modulation type have been tested and found the data rate @ 6Mbps is the worst case of IEEE 802.11a; data rate @ MCS0 is the worst case of IEEE 802.11n/ac/ax/be 20/40/80, Only the data of worst case is recorded in the report.
Pre-scan	04	TX mode (U-NII-3) _Keep the EUT in continuously transmitting mode with all modulation types. All data rates for each modulation type have been tested and found the data rate @ 6Mbps is the worst case of IEEE 802.11a; data rate @ MCS0 is the worst case of IEEE 802.11n/ac/ax/be 20/40/80, Only the data of worst case is recorded in the report.





### 7.1.3 Test Setup Diagram



### 7.1.4 Measurement Procedure and Data

- 1) The mains terminal disturbance voltage test was conducted in a shielded room.
- 2) The EUT was connected to AC power source through a LISN 1 (Line Impedance Stabilization Network) which provides a 50ohm/50μH + 5ohm linear impedance. The power cables of all other units of the EUT were connected to a second LISN 2, which was bonded to the ground reference plane in the same way as the LISN 1 for the unit being measured. A multiple socket outlet strip was used to connect multiple power cables to a single LISN provided the rating of the LISN was not exceeded.
- 3) The tabletop EUT was placed upon a non-metallic table 0.8m above the ground reference plane. And for floor-standing arrangement, the EUT was placed on the horizontal ground reference plane,
- 4) The test was performed with a vertical ground reference plane. The rear of the EUT shall be 0.4 m from the vertical ground reference plane. The vertical ground reference plane was bonded to the horizontal ground reference plane. The LISN 1 was placed 0.8 m from the boundary of the unit under test and bonded to a ground reference plane for LISNs mounted on top of the ground reference plane. This distance was between the closest points of the LISN 1 and the EUT. All other units of the EUT and associated equipment was at least 0.8 m from the LISN 2.
- 5) In order to find the maximum emission, the relative positions of equipment and all of the interface cables must be changed according to ANSI C63.10 on conducted measurement.

Remark: Level=Read Level+ Cable Loss+ LISN Factor



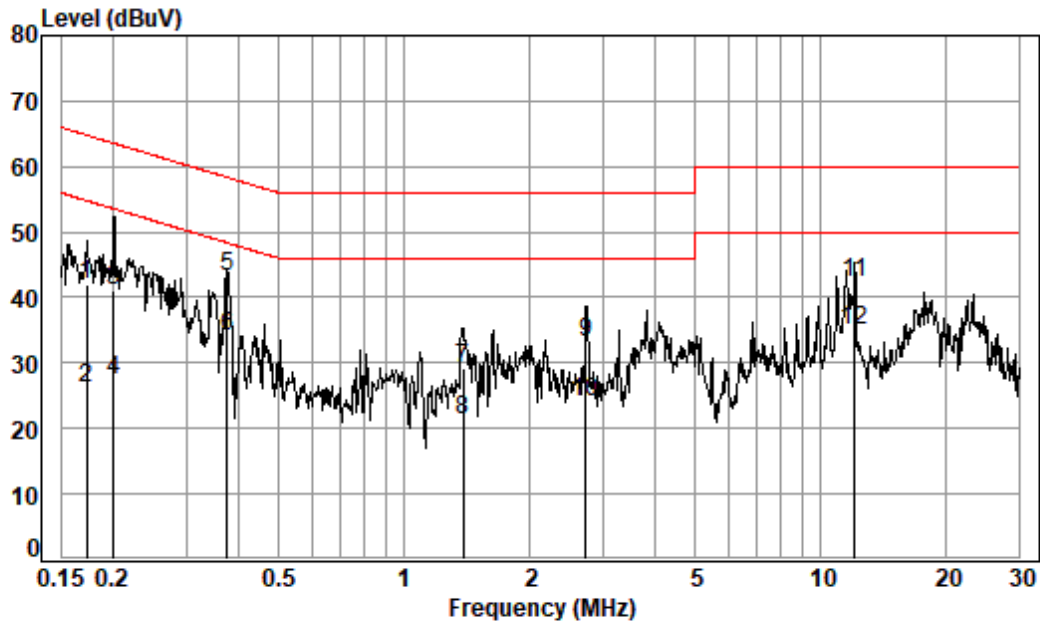
## SGS-CSTC Standards Technical Services Co., Ltd. Shenzhen Branch

SZEMC-TRF-01 Rev. A/1

Report No.: SZCR241200487703

Page: 18 of 1136

Test Mode: 02; Line: Live line



Site : Shielding Room  
Condition: Line  
Job No. : 04877AT  
Test mode: 02

	Freq	Cable Loss	LISN Factor	Read Level	Level	Limit Line	Over Limit	Remark
	MHz	dB	dB	dBuV	dBuV	dBuV	dB	
1	0.1731	0.06	10.16	31.62	41.84	64.81	-22.97	QP
2	0.1731	0.06	10.16	15.87	26.09	54.81	-28.72	Average
3	0.2007	0.06	10.12	30.86	41.04	63.58	-22.54	QP
4	0.2007	0.06	10.12	17.04	27.22	53.58	-26.36	Average
5 *	0.3771	0.07	9.71	33.34	43.12	58.34	-15.22	QP
6 *	0.3771	0.07	9.71	24.42	34.20	48.34	-14.14	Average
7	1.3884	0.10	9.58	19.56	29.24	56.00	-26.76	QP
8	1.3884	0.10	9.58	11.64	21.32	46.00	-24.68	Average
9	2.7212	0.11	9.63	23.42	33.16	56.00	-22.84	QP
10	2.7212	0.11	9.63	14.27	24.01	46.00	-21.99	Average
11	11.9962	0.23	9.79	32.22	42.24	60.00	-17.76	QP
12	11.9962	0.23	9.79	25.07	35.09	50.00	-14.91	Average



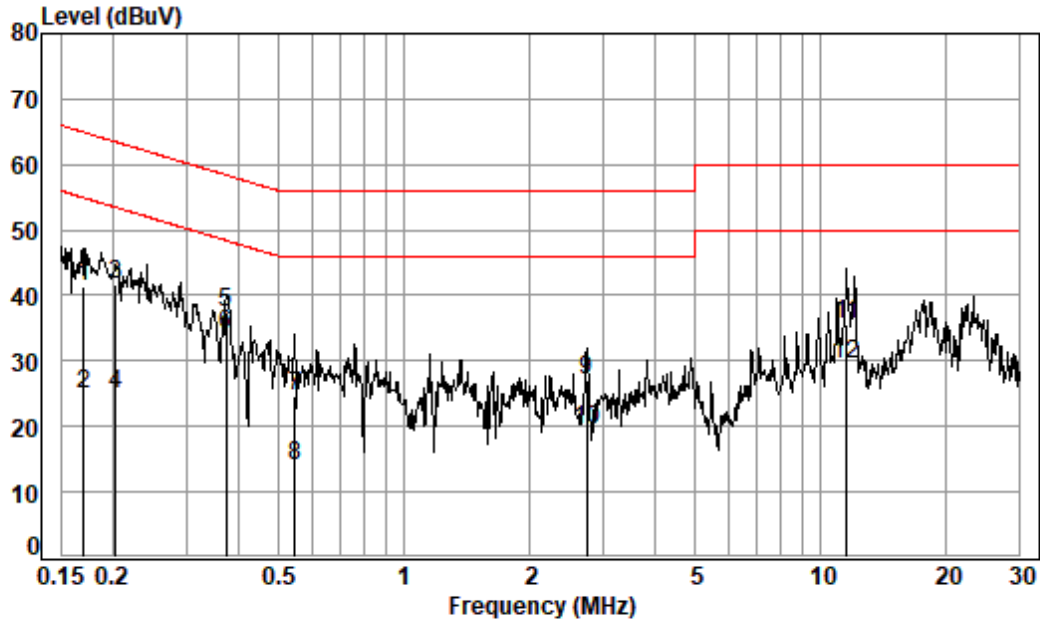
SGS-CSTC Standards Technical Services Co., Ltd.  
Shenzhen Branch (Shenzhen) Laboratory

Unless otherwise agreed in writing, this document is issued by the Company subject to its General Conditions of Service printed overleaf, available on request or accessible at <https://www.sgs.com/en/Terms-and-Conditions>. Attention is drawn to the limitation of liability, indemnification and jurisdiction issues defined therein. Any holder of this document is advised that information contained hereon reflects the Company's findings at the time of its intervention only and within the limits of Client's instructions, if any. The Company's sole responsibility is to its Client and this document does not exonerate parties to a transaction from exercising all their rights and obligations under the transaction documents. This document cannot be reproduced except in full, without prior written approval of the Company. Any unauthorized alteration, forgery or falsification of the content or appearance of this document is unlawful and offenders may be prosecuted to the fullest extent of the law. Unless otherwise stated the results shown in this test report refer only to the sample(s) tested and such sample(s) are retained for 30 days only.

Attention: To check the authenticity of testing /inspection report & certificate, please contact us at telephone: (86-755) 8307 1443, or email: [CN.Doccheck@sgs.com](mailto:CN.Doccheck@sgs.com)

No.1 Workshop, M-10, Middle Section, Science & Technology Park, Nanshan District, Shenzhen, Guangdong, China 518057 t (86-755) 26012053 f (86-755) 26710594 www.sgs.com.cn  
中国·广东·深圳市南山区科技园中区M-10栋1号厂房 邮编: 518057 t (86-755) 26012053 f (86-755) 26710594 sgs.china@sgs.com

Test Mode: 02; Line: Neutral Line



Site : Shielding Room  
Condition: Neutral  
Job No. : 04877AT  
Test mode: 02

	Freq	Cable Loss	LISN Factor	Read Level	Level	Limit Line	Over Limit	Remark
	MHz	dB	dB	dBuV	dBuV	dBuV	dB	
1	0.1703	0.06	10.12	31.06	41.24	64.94	-23.70	QP
2	0.1703	0.06	10.12	14.87	25.05	54.94	-29.89	Average
3	0.2029	0.06	10.07	31.58	41.71	63.49	-21.78	QP
4	0.2029	0.06	10.07	14.78	24.91	53.49	-28.58	Average
5 *	0.3751	0.07	9.74	27.74	37.55	58.39	-20.84	QP
6 *	0.3751	0.07	9.74	24.25	34.06	48.39	-14.33	Average
7	0.5464	0.08	9.69	14.72	24.49	56.00	-31.51	QP
8	0.5464	0.08	9.69	4.12	13.89	46.00	-32.11	Average
9	2.7356	0.11	9.54	17.45	27.10	56.00	-28.90	QP
10	2.7356	0.11	9.54	9.74	19.39	46.00	-26.61	Average
11	11.4983	0.22	9.67	25.70	35.59	60.00	-24.41	QP
12	11.4983	0.22	9.67	19.60	29.49	50.00	-20.51	Average



### 7.2 Maximum Conducted output power

Test Requirement 47 CFR Part 15, Subpart E 15.407 (a)

Test Method: ANSI C63.10 (2013) Section 12.3

Limit:

Frequency band(MHz)	Limit
5150-5250	≤1W(30dBm) for master device
	≤250mW(24dBm) for client device
5250-5350	≤250mW(24dBm) or 11dBm+10logB*
5470-5725	≤250mW(24dBm) or 11dBm+10logB*
5725-5850	≤1W(30dBm)
Remark:	<p>* Where B is the 26dB emission bandwidth in MHz.</p> <p>The maximum conducted output power must be measured over any interval of continuous transmission using instrumentation calibrated in terms of an rms-equivalent voltage.</p>

#### 7.2.1 E.U.T. Operation

Operating Environment:

Temperature: 21.9 °C Humidity: 30.2 % RH Atmospheric Pressure: 1020 mbar

#### 7.2.2 Test Mode Description

Pre-scan / Final test	Mode Code	Description
Final test	02	TX mode (U-NII-1)_Keep the EUT in continuously transmitting mode with all modulation types. All data rates for each modulation type have been tested and found the data rate @ 6Mbps is the worst case of IEEE 802.11a; data rate @ MCS0 is the worst case of IEEE 802.11n/ac/ax/be 20/40/80, Only the data of worst case is recorded in the report.
Final test	03	TX mode (U-NII-2A) _Keep the EUT in continuously transmitting mode with all modulation types. All data rates for each modulation type have been tested and found the data rate @ 6Mbps is the worst case of IEEE 802.11a; data rate @ MCS0 is the worst case of IEEE 802.11n/ac/ax/be 20/40/80, Only the data of worst case is recorded in the report.
Final test	04	TX mode (U-NII-3) _Keep the EUT in continuously transmitting mode with all modulation types. All data rates for each modulation type have been tested and found the data rate @ 6Mbps is the worst case of IEEE 802.11a; data rate @ MCS0 is the worst case of IEEE 802.11n/ac/ax/be 20/40/80, Only the data of worst case is recorded in the report.





## SGS-CSTC Standards Technical Services Co., Ltd. Shenzhen Branch

SZEMC-TRF-01 Rev. A/1

Report No.: SZCR241200487703

Page: 21 of 1136

### 7.2.3 Test Setup Diagram

### 7.2.4 Measurement Procedure and Data

Note: Since the verify power the same operating range bandwidth and smaller power can be covered by the higher power.

Please Refer to Appendix for Details



SGS-CSTC Standards Technical Services Co., Ltd.  
Shenzhen Branch Testing & Calibration Laboratory

Unless otherwise agreed in writing, this document is issued by the Company subject to its General Conditions of Service printed overleaf, available on request or accessible at <https://www.sgs.com/en/Terms-and-Conditions>. Attention is drawn to the limitation of liability, indemnification and jurisdiction issues defined therein. Any holder of this document is advised that information contained hereon reflects the Company's findings at the time of its intervention only and within the limits of Client's instructions, if any. The Company's sole responsibility is to its Client and this document does not exonerate parties to a transaction from exercising all their rights and obligations under the transaction documents. This document cannot be reproduced except in full, without prior written approval of the Company. Any unauthorized alteration, forgery or falsification of the content or appearance of this document is unlawful and offenders may be prosecuted to the fullest extent of the law. Unless otherwise stated the results shown in this test report refer only to the sample(s) tested and such sample(s) are retained for 30 days only.

Attention: To check the authenticity of testing / inspection report & certificate, please contact us at telephone: (86-755) 8307 1443, or email: [CN.Doccheck@sgs.com](mailto:CN.Doccheck@sgs.com)

No.1 Workshop, M-10, Middle Section, Science & Technology Park, Nanshan District, Shenzhen, Guangdong, China 518057 t (86-755) 26012053 f (86-755) 26710594 [www.sgsgroup.com.cn](http://www.sgsgroup.com.cn)  
中国·广东·深圳市南山区科技园中区M-10栋1号厂房 邮编: 518057 t (86-755) 26012053 f (86-755) 26710594 [sgs.china@sgs.com](mailto:sgs.china@sgs.com)

### 7.3 Radiated Emissions (Below 1GHz)

Test Requirement 47 CFR Part 15, Subpart C 15.209 & Subpart E 15.407(b)

Test Method: ANSI C63.10 (2013) Section 6.4,6.5

Measurement Distance: 3m

Limit:

Frequency(MHz)	Field strength(microvolts/meter)	Measurement distance(meters)
0.009-0.490	2400/F(kHz)	300
0.490-1.705	24000/F(kHz)	30
1.705-30.0	30	30
30-88	100	3
88-216	150	3
216-960	200	3
960-1000	500	3

#### 7.3.1 E.U.T. Operation

Operating Environment:

Temperature: 20.2 °C

Humidity: 45.2 % RH

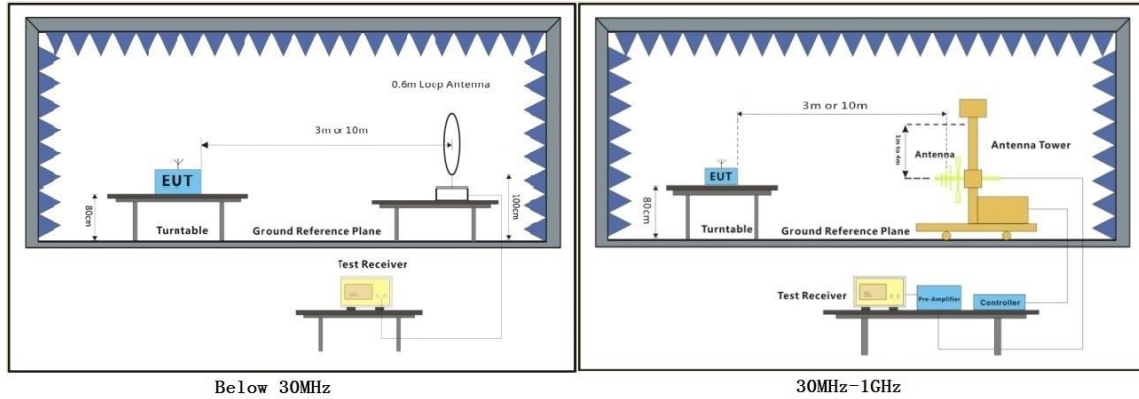
Atmospheric Pressure: 1020 mbar

#### 7.3.2 Test Mode Description

Pre-scan / Final test	Mode Code	Description
Final test	02	TX mode (U-NII-1)_Keep the EUT in continuously transmitting mode with all modulation types. All data rates for each modulation type have been tested and found the data rate @ 6Mbps is the worst case of IEEE 802.11a; data rate @ MCS0 is the worst case of IEEE 802.11n/ac/ax/be 20/40/80, Only the data of worst case is recorded in the report.
Pre-scan	03	TX mode (U-NII-2A) _Keep the EUT in continuously transmitting mode with all modulation types. All data rates for each modulation type have been tested and found the data rate @ 6Mbps is the worst case of IEEE 802.11a; data rate @ MCS0 is the worst case of IEEE 802.11n/ac/ax/be 20/40/80, Only the data of worst case is recorded in the report.
Pre-scan	04	TX mode (U-NII-3) _Keep the EUT in continuously transmitting mode with all modulation types. All data rates for each modulation type have been tested and found the data rate @ 6Mbps is the worst case of IEEE 802.11a; data rate @ MCS0 is the worst case of IEEE 802.11n/ac/ax/be 20/40/80, Only the data of worst case is recorded in the report.



### 7.3.3 Test Setup Diagram



## 7.3.4 Measurement Procedure and Data

- a. For below 1GHz, the EUT was placed on the top of a rotating table 0.8 meters above the ground at a 3 meter semi-anechoic chamber. The table was rotated 360 degrees to determine the position of the highest radiation.
- b. The EUT was set 3 or 10 meters away from the interference-receiving antenna, which was mounted on the top of a variable-height antenna tower.
- c. The antenna height is varied from one meter to four meters above the ground to determine the maximum value of the field strength. Both horizontal and vertical polarizations of the antenna are set to make the measurement.
- d. For each suspected emission, the EUT was arranged to its worst case and then the antenna was tuned to heights from 1 meter to 4 meters (for the test frequency of below 30MHz, the antenna was tuned to heights 1 meter) and the rotatable table was turned from 0 degrees to 360 degrees to find the maximum reading.
- e. The test-receiver system was set to Peak Detect Function and Specified Bandwidth with Maximum Hold Mode.
- f. If the emission level of the EUT in peak mode was 10dB lower than the limit specified, then testing could be stopped and the peak values of the EUT would be reported. Otherwise the emissions that did not have 10dB margin would be re-tested one by one using quasi-peak method as specified and then reported in a data sheet.
- g. Test the EUT in the lowest channel, the middle channel, the Highest channel.
- h. The radiation measurements are performed in X, Y, Z axis positioning for Transmitting mode, and found the X axis positioning which it is the worst case.
- i. Repeat above procedures until all frequencies measured was complete.

Remark:

1. Level= Read Level+ Cable Loss+ Antenna Factor- Preamp Factor
2. For emission below 1GHz, through the pre-scan found the worst case is the lowest channel of 802.11a. Only the worst case is recorded in the report.
3. Scan from 9kHz to 30MHz, the disturbance below 30MHz was very low. The points marked on above plots are the highest emissions could be found when testing, so only above points had been displayed. The amplitude of spurious emissions from the radiator which are attenuated more than 20dB below the limit need not be reported.
4. The disturbance below 1GHz was very low and the harmonics were the highest point could be found when testing, so only the above harmonics had been displayed.





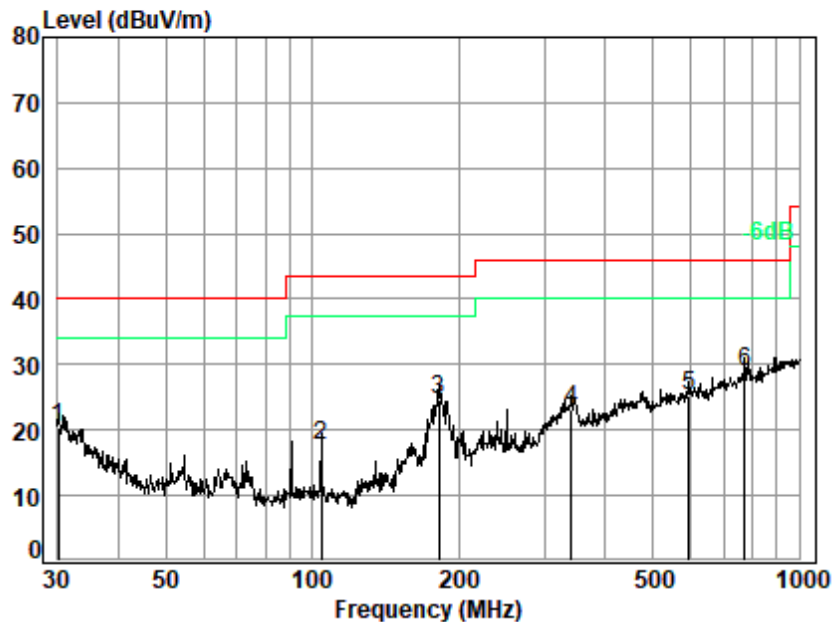
## SGS-CSTC Standards Technical Services Co., Ltd. Shenzhen Branch

SZEMC-TRF-01 Rev. A/1

Report No.: SZCR241200487703

Page: 25 of 1136

Test Mode: 02; Polarity: Horizontal



Site : chamber  
Condition: 3m HORIZONTAL  
Job No. : 04877AT  
Test Mode: 02

	Ant	Cable	Preamp	Read		Limit	Over	
Freq	Factor	Loss	Factor	Level	Level	Line	Limit	Remark
MHz	dB/m	dB	dB	dBuV	dBuV/m	dBuV/m	dB	
1	30.105	21.15	0.64	27.79	26.43	20.43	40.00	-19.57 QP
2	104.170	12.22	1.21	27.57	31.64	17.50	43.50	-26.00 QP
3	181.920	14.15	1.63	27.25	36.14	24.67	43.50	-18.83 QP
4	340.782	19.13	2.32	26.92	28.70	23.23	46.00	-22.77 QP
5	593.050	24.45	3.19	27.94	25.59	25.29	46.00	-20.71 QP
6 q	774.158	26.84	3.75	27.54	25.95	29.00	46.00	-17.00 QP



SGS-CSTC Standards Technical Services Co., Ltd.  
Shenzhen Branch Testing & Calibration Laboratory

Unless otherwise agreed in writing, this document is issued by the Company subject to its General Conditions of Service printed overleaf, available on request or accessible at <https://www.sgs.com/en/Terms-and-Conditions>. Attention is drawn to the limitation of liability, indemnification and jurisdiction issues defined therein. Any holder of this document is advised that information contained hereon reflects the Company's findings at the time of its intervention only and within the limits of Client's instructions, if any. The Company's sole responsibility is to its Client and this document does not exonerate parties to a transaction from exercising all their rights and obligations under the transaction documents. This document cannot be reproduced except in full, without prior written approval of the Company. Any unauthorized alteration, forgery or falsification of the content or appearance of this document is unlawful and offenders may be prosecuted to the fullest extent of the law. Unless otherwise stated the results shown in this test report refer only to the sample(s) tested and such sample(s) are retained for 30 days only.

Attention: To check the authenticity of testing /inspection report & certificate, please contact us at telephone: (86-755) 8307 1443, or email: [CN.Doccheck@sgs.com](mailto:CN.Doccheck@sgs.com)

No.1 Workshop, M-10, Middle Section, Science & Technology Park, Nanshan District, Shenzhen, Guangdong, China 518057 t (86-755) 26012053 f (86-755) 26710594 www.sgs.com.cn  
中国·广东·深圳市南山区科技园中区M-10栋1号厂房 邮编: 518057 t (86-755) 26012053 f (86-755) 26710594 sgs.china@sgs.com

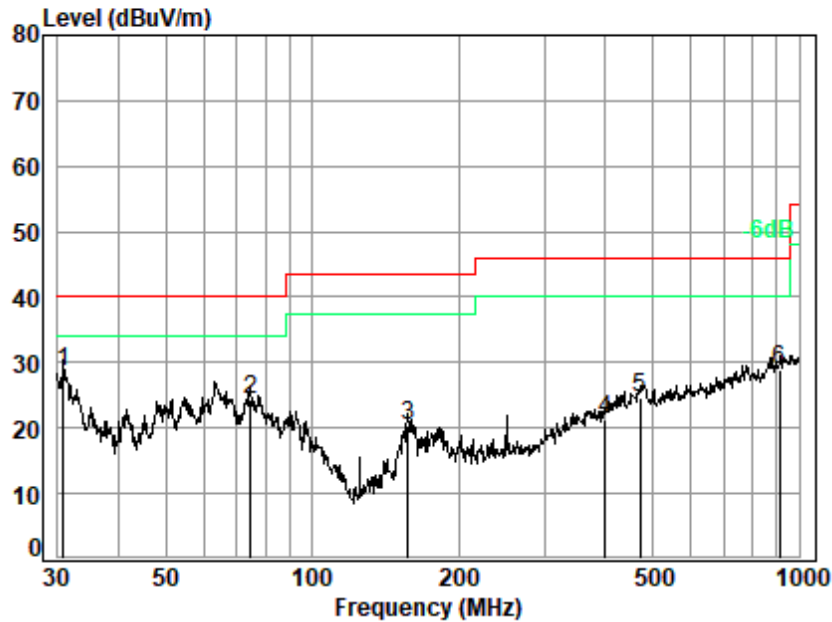
## SGS-CSTC Standards Technical Services Co., Ltd. Shenzhen Branch

SZEMC-TRF-01 Rev. A/1

Report No.: SZCR241200487703

Page: 26 of 1136

Test Mode: 02; Polarity: Vertical



Site : chamber  
Condition: 3m VERTICAL  
Job No. : 04877AT  
Test Mode: 02

		Ant	Cable	Preamp	Read	Limit	Over	
	Freq	Factor	Loss	Factor	Level	Level	Line	Limit Remark
	MHz	dB/m	dB	dB	dBuV	dBuV/m	dBuV/m	dB
1	q	30.745	20.86	0.65	27.79	34.73	28.45	40.00 -11.55 QP
2		74.657	10.38	1.02	27.66	40.52	24.26	40.00 -15.74 QP
3		157.559	13.63	1.50	27.35	32.47	20.25	43.50 -23.25 QP
4		399.030	20.63	2.55	27.15	25.21	21.24	46.00 -24.76 QP
5		472.176	22.34	2.80	27.45	26.91	24.60	46.00 -21.40 QP
6		912.862	28.01	4.12	26.67	23.48	28.94	46.00 -17.06 QP



SGS-CSTC Standards Technical Services Co., Ltd.  
Shenzhen Branch Testing & Calibration Laboratory

Unless otherwise agreed in writing, this document is issued by the Company subject to its General Conditions of Service printed overleaf, available on request or accessible at <https://www.sgs.com/en/Terms-and-Conditions>. Attention is drawn to the limitation of liability, indemnification and jurisdiction issues defined therein. Any holder of this document is advised that information contained hereon reflects the Company's findings at the time of its intervention only and within the limits of Client's instructions, if any. The Company's sole responsibility is to its Client and this document does not exonerate parties to a transaction from exercising all their rights and obligations under the transaction documents. This document cannot be reproduced except in full, without prior written approval of the Company. Any unauthorized alteration, forgery or falsification of the content or appearance of this document is unlawful and offenders may be prosecuted to the fullest extent of the law. Unless otherwise stated the results shown in this test report refer only to the sample(s) tested and such sample(s) are retained for 30 days only.

Attention: To check the authenticity of testing / inspection report & certificate, please contact us at telephone: (86-755) 8307 1443, or email: [CN.Doccheck@sgs.com](mailto:CN.Doccheck@sgs.com)

No.1 Workshop, M-10, Middle Section, Science & Technology Park, Nanshan District, Shenzhen, Guangdong, China 518057 t (86-755) 26012053 f (86-755) 26710594 www.sgs.com.cn  
中国·广东·深圳市南山区科技园中区M-10栋1号厂房 邮编: 518057 t (86-755) 26012053 f (86-755) 26710594 sgs.china@sgs.com

## 7.4 Radiated Emissions (Above 1GHz)

Test Requirement 47 CFR Part 15, Subpart C 15.209 & Subpart E 15.407(b)

Test Method: ANSI C63.10 (2013) Section 6.6

Measurement Distance: 3m

Limit:

Frequency(MHz)	Field strength(microvolts/meter)	Measurement distance(meters)
0.009-0.490	2400/F(kHz)	300
0.490-1.705	24000/F(kHz)	30
1.705-30.0	30	30
30-88	100	3
88-216	150	3
216-960	200	3
Above 960	500	3

\*(1) For transmitters operating in the 5.15-5.25 GHz band: All emissions outside of the 5.15-5.35 GHz band shall not exceed an e.i.r.p. of -27 dBm/MHz.

(2) For transmitters operating in the 5.25-5.35 GHz band: All emissions outside of the 5.15-5.35 GHz band shall not exceed an e.i.r.p. of -27 dBm/MHz.

(3) For transmitters operating in the 5.47-5.725 GHz band: All emissions outside of the 5.47-5.725 GHz band shall not exceed an e.i.r.p. of -27 dBm/MHz.

(4) For transmitters operating in the 5.725-5.85 GHz band:

(i) All emissions shall be limited to a level of -27 dBm/MHz at 75 MHz or more above or below the band edge increasing linearly to 10 dBm/MHz at 25 MHz above or below the band edge, and from 25 MHz above or below the band edge increasing linearly to a level of 15.6 dBm/MHz at 5 MHz above or below the band edge, and from 5 MHz above or below the band edge increasing linearly to a level of 27 dBm/MHz at the band edge.

Remark: The emission limits shown in the above table are based on measurements employing a CISPR quasi-peak detector except for the frequency bands 9-90kHz, 110-490kHz and above 1000 MHz. Radiated emission limits in these three bands are based on measurements employing an average detector, the peak field strength of any emission shall not exceed the maximum permitted average limits specified above by more than 20 dB under any condition of modulation.

### 7.4.1 E.U.T. Operation

Operating Environment:

Temperature: 23.5 °C

Humidity: 56.3 % RH

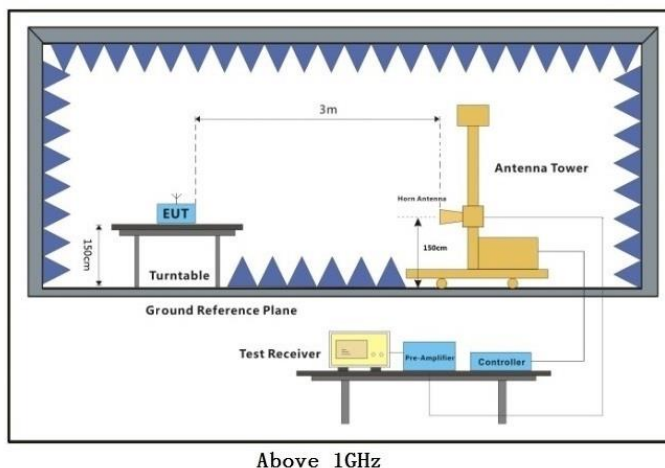
Atmospheric Pressure: 1020 mbar



### 7.4.2 Test Mode Description

Pre-scan / Final test	Mode Code	Description
Final test	02	TX mode (U-NII-1)_Keep the EUT in continuously transmitting mode with all modulation types. All data rates for each modulation type have been tested and found the data rate @ 6Mbps is the worst case of IEEE 802.11a; data rate @ MCS0 is the worst case of IEEE 802.11n/ac/ax/be 20/40/80, Only the data of worst case is recorded in the report.
Final test	03	TX mode (U-NII-2A) _Keep the EUT in continuously transmitting mode with all modulation types. All data rates for each modulation type have been tested and found the data rate @ 6Mbps is the worst case of IEEE 802.11a; data rate @ MCS0 is the worst case of IEEE 802.11n/ac/ax/be 20/40/80, Only the data of worst case is recorded in the report.
Final test	04	TX mode (U-NII-3) _Keep the EUT in continuously transmitting mode with all modulation types. All data rates for each modulation type have been tested and found the data rate @ 6Mbps is the worst case of IEEE 802.11a; data rate @ MCS0 is the worst case of IEEE 802.11n/ac/ax/be 20/40/80, Only the data of worst case is recorded in the report.

### 7.4.3 Test Setup Diagram





## 7.4.4 Measurement Procedure and Data

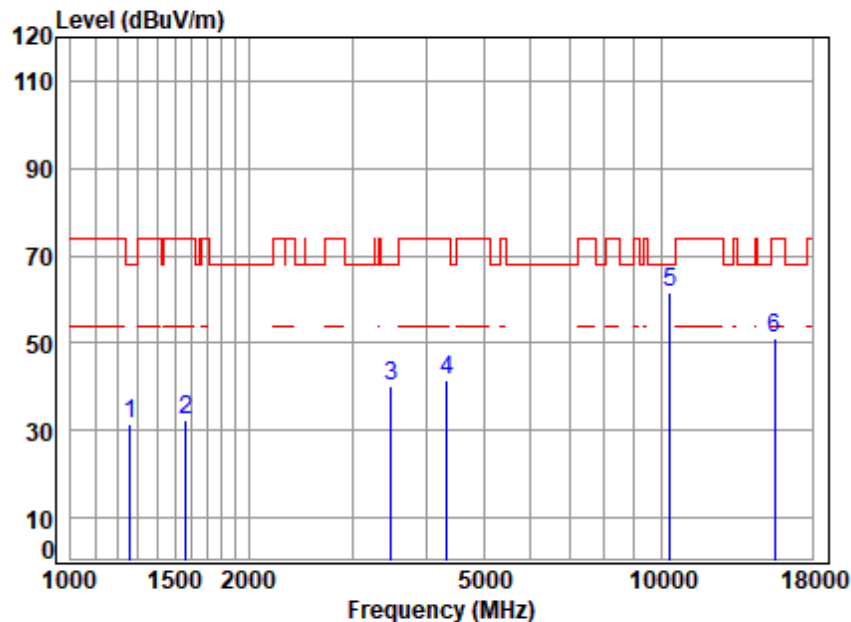
- a. For above 1GHz, the EUT was placed on the top of a rotating table 1.5 meters above the ground at a 3 meter fully-anechoic chamber. The table was rotated 360 degrees to determine the position of the highest radiation.
- b. The EUT was set 3 meters away from the interference-receiving antenna, which was mounted on the top of a variable-height antenna tower.
- c. The antenna height is varied from one meter to four meters above the ground to determine the maximum value of the field strength. Both horizontal and vertical polarizations of the antenna are set to make the measurement.
- d. For each suspected emission, the EUT was arranged to its worst case and then the antenna was tuned to heights from 1 meter to 4 meters (for the test frequency of below 30MHz, the antenna was tuned to heights 1 meter) and the rotatable table was turned from 0 degrees to 360 degrees to find the maximum reading.
- e. The test-receiver system was set to Peak Detect Function and Specified Bandwidth with Maximum Hold Mode.
- f. If the emission level of the EUT in peak mode was 10dB lower than the limit specified, then testing could be stopped and the peak values of the EUT would be reported. Otherwise the emissions that did not have 10dB margin would be re-tested one by one using peak or average method as specified and then reported in a data sheet.
- g. Test the EUT in the lowest channel, the middle channel, the Highest channel.
- h. The radiation measurements are performed in X, Y, Z axis positioning for Transmitting mode, and found the X axis positioning which it is the worst case.
- i. Repeat above procedures until all frequencies measured was complete.

Remark:

1. Level= Read Level+ Cable Loss+ Antenna Factor- Preamp Factor
2. Scan from 18GHz to 40GHz, the disturbance above 18GHz was very low. The points marked on above plots are the highest emissions could be found when testing, so only above points had been displayed. The amplitude of spurious emissions from the radiator which are attenuated more than 20dB below the limit need not be reported.
3. As shown in this section, for frequencies above 1GHz, the field strength limits are based on average limits. However, the peak field strength of any emission shall not exceed the maximum permitted average limits specified above by more than 20 dB under any condition of modulation. For the emissions whose peak level is lower than the average limit, only the peak measurement is shown in the report.
4. The disturbance above 18GHz were very low and the harmonics were the highest point could be found when testing, so only the above harmonics had been displayed.
5. For devices with multiple operating modes, measurements on the middle channel is used to determine the worst-case mode(s). Only the worst case mode with the highest output power and the mode with the highest output power spectral density for each modulation family (e.g., OFDM and direct sequence spread spectrum) is recorded in the test report.
6. The resolution bandwidth of test receiver/spectrum analyzer is 1MHz and the video bandwidth is 3MHz for Peak detection (PK) and Average detection (AV) at frequency above 1GHz.
7. For fundamental and harmonic signal measurement, the resolution bandwidth of test receiver/spectrum analyzer is 1MHz and the video bandwidth is  $\geq 1/T$  (Duty cycle  $< 98\%$ ) or 10Hz (Duty cycle  $\geq 98\%$ ) for Average detection (AV) at frequency above 1GHz.



Test Mode: 02; Polarity: Horizontal; Modulation:802.11a; Bandwidth:20MHz; Channel:Low



Site : chamber  
Condition: 3m HORIZONTAL  
Job No : 04877AT\00791AT  
Mode : 5180 TX RSE  
Note : 5G WIFI 11A

	Freq	Cable Loss	Ant Factor	Preamp Factor	Read Level	Level	Limit Line	Over Limit	Remark
	MHz	dB	dB/m	dB	dBuV	dBuV/m	dBuV/m	dB	
1	1260.149	3.76	25.04	54.70	57.56	31.66	68.20	-36.54	peak
2	1569.721	4.14	26.92	54.80	56.34	32.60	74.00	-41.40	peak
3	3485.601	6.51	31.66	54.63	56.52	40.06	68.20	-28.14	peak
4	4329.354	7.05	34.23	54.26	54.57	41.59	74.00	-32.41	peak
5	10360.000	11.14	37.10	53.13	66.61	61.72	68.20	-6.48	peak
6	15540.000	13.79	41.10	52.16	48.46	51.19	74.00	-22.81	peak



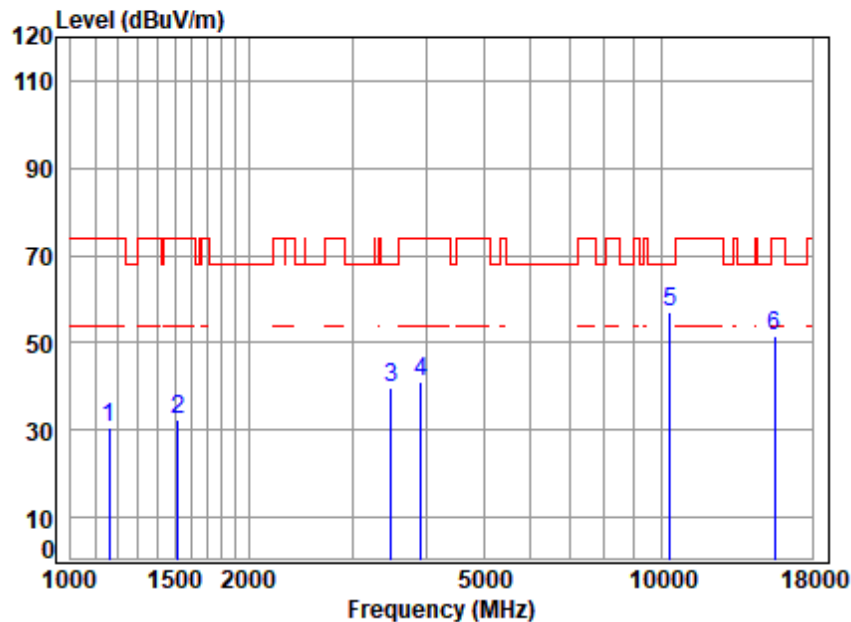
## SGS-CSTC Standards Technical Services Co., Ltd. Shenzhen Branch

SZEMC-TRF-01 Rev. A/1

Report No.: SZCR241200487703

Page: 31 of 1136

Test Mode: 02; Polarity: Vertical; Modulation:802.11a; Bandwidth:20MHz; Channel:Low



Site : chamber  
Condition: 3m VERTICAL  
Job No : 04877AT\00791AT  
Mode : 5180 TX RSE  
Note : 5G WIFI 11A

	Freq	Cable Loss	Ant Factor	Preamp Factor	Read Level	Level	Limit	Over Limit	Remark
	MHz	dB	dB/m	dB	dBuV	dBuV/m	dBuV/m	dB	
1	1162.182	3.63	24.02	54.67	57.71	30.69	74.00	-43.31	peak
2	1516.210	4.06	26.86	54.78	56.03	32.17	74.00	-41.83	peak
3	3485.601	6.51	31.66	54.63	56.26	39.80	68.20	-28.40	peak
4	3912.809	6.63	33.72	54.35	55.26	41.26	74.00	-32.74	peak
5	10360.000	11.14	37.10	53.13	61.91	57.02	68.20	-11.18	peak
6	15540.000	13.79	41.10	52.16	48.99	51.72	74.00	-22.28	peak



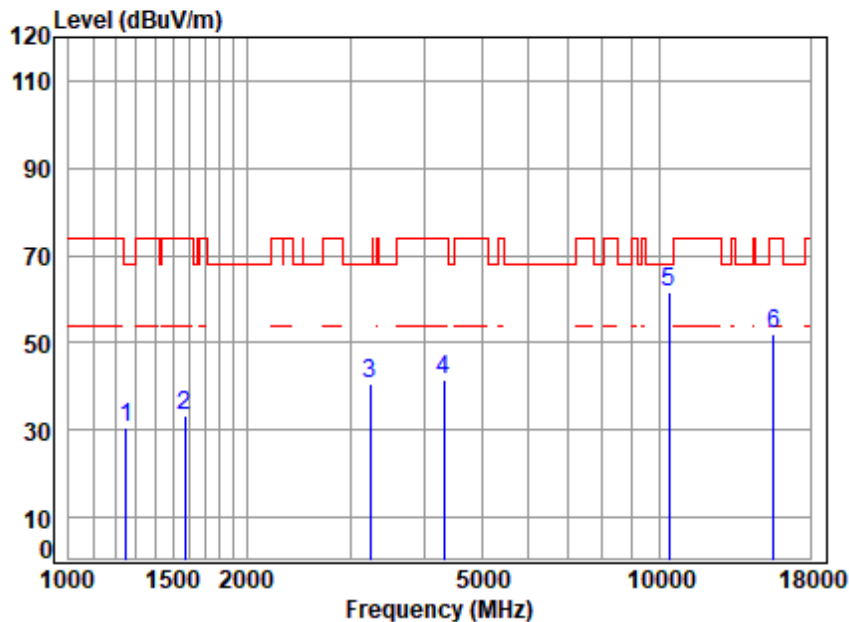
SGS-CSTC Standards Technical Services Co., Ltd.  
Shenzhen Branch Testing Laboratory

Unless otherwise agreed in writing, this document is issued by the Company subject to its General Conditions of Service printed overleaf, available on request or accessible at <https://www.sgs.com/en/Terms-and-Conditions>. Attention is drawn to the limitation of liability, indemnification and jurisdiction issues defined therein. Any holder of this document is advised that information contained hereon reflects the Company's findings at the time of its intervention only and within the limits of Client's instructions, if any. The Company's sole responsibility is to its Client and this document does not exonerate parties to a transaction from exercising all their rights and obligations under the transaction documents. This document cannot be reproduced except in full, without prior written approval of the Company. Any unauthorized alteration, forgery or falsification of the content or appearance of this document is unlawful and offenders may be prosecuted to the fullest extent of the law. Unless otherwise stated the results shown in this test report refer only to the sample(s) tested and such sample(s) are retained for 30 days only.

Attention: To check the authenticity of testing /inspection report & certificate, please contact us at telephone: (86-755) 8307 1443, or email: [CN.Doccheck@sgs.com](mailto:CN.Doccheck@sgs.com)

No.1 Workshop, M-10, Middle Section, Science & Technology Park, Nanshan District, Shenzhen, Guangdong, China 518057 t (86-755) 26012053 f (86-755) 26710594 www.sgs.com.cn  
中国·广东·深圳市南山区科技园中区M-10栋1号厂房 邮编: 518057 t (86-755) 26012053 f (86-755) 26710594 sgs.china@sgs.com

Test Mode: 02; Polarity: Horizontal; Modulation:802.11a; Bandwidth:20MHz; Channel:middle



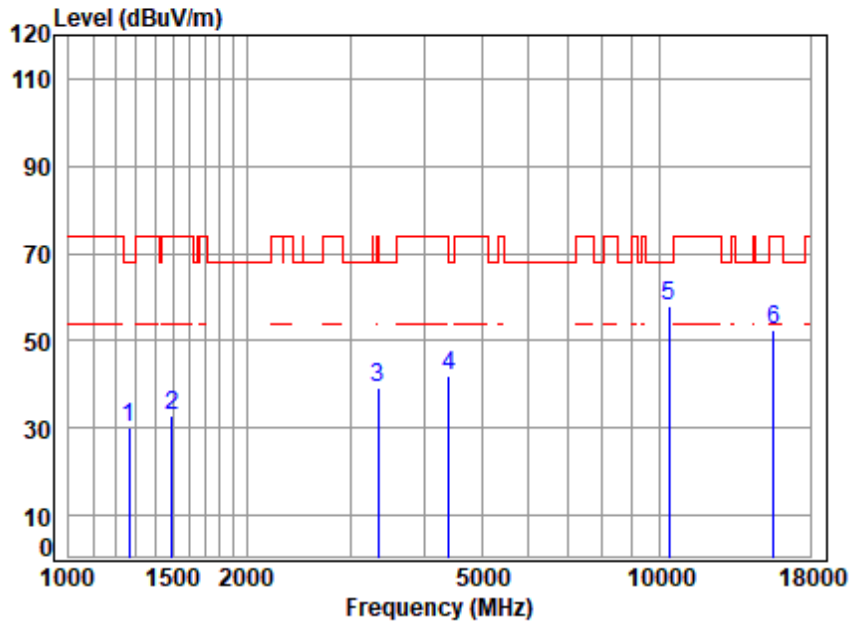
Site : chamber  
Condition: 3m HORIZONTAL  
Job No : 04877AT\00791AT  
Mode : 5200 TX RSE  
Note : 5G WIFI 11A

		Cable	Ant	Preamp	Read		Limit	Over	
	Freq	Loss	Factor	Factor	Level	Level	Line	Limit	Remark
	MHz	dB	dB/m	dB	dBuV	dBuV/m	dBuV/m	dB	
1	1249.269	3.75	25.09	54.70	56.54	30.68	68.20	-37.52	peak
2	1574.265	4.15	26.90	54.80	57.10	33.35	74.00	-40.65	peak
3	3242.619	6.30	32.22	54.81	56.75	40.46	68.20	-27.74	peak
4	4316.859	7.04	34.13	54.27	54.50	41.40	74.00	-32.60	peak
5	10400.000	11.20	37.10	53.12	66.33	61.51	68.20	-6.69	peak
6	15600.000	13.86	41.10	52.11	49.30	52.15	74.00	-21.85	peak





Test Mode: 02; Polarity: Vertical; Modulation:802.11a; Bandwidth:20MHz; Channel:middle

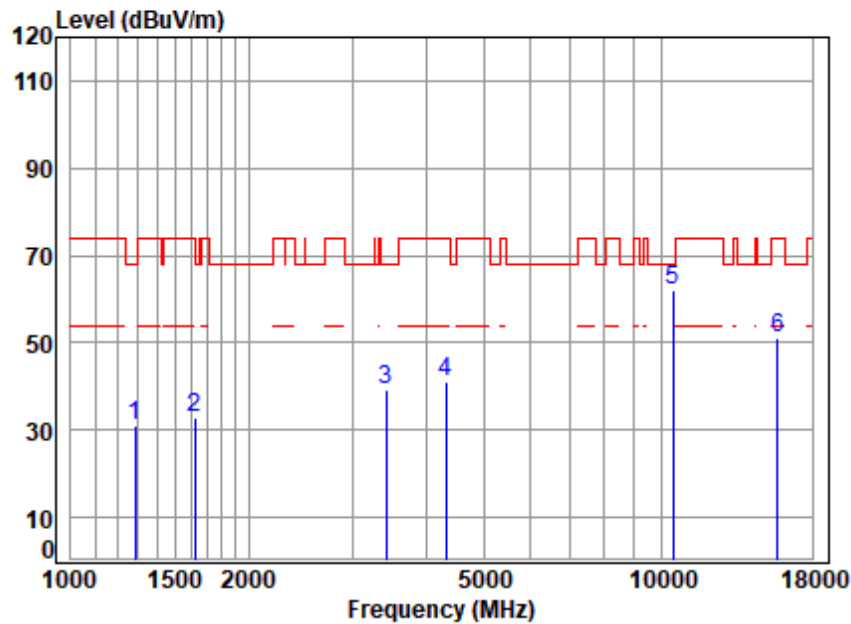


Site : chamber  
Condition: 3m VERTICAL  
Job No : 04877AT\00791AT  
Mode : 5200 TX RSE  
Note : 5G WIFI 11A

	Freq	Cable Loss	Ant Factor	Preamp Factor	Read Level	Level	Limit	Over Limit	Remark
	MHz	dB	dB/m	dB	dBuV	dBuV/m	dBuV/m	dB	
1	1267.454	3.77	25.00	54.70	56.22	30.29	68.20	-37.91	peak
2	1494.455	4.03	26.64	54.77	57.05	32.95	74.00	-41.05	peak
3	3347.371	6.39	32.05	54.73	55.48	39.19	74.00	-34.81	peak
4	4405.090	7.14	34.74	54.26	54.55	42.17	68.20	-26.03	peak
5	10400.000	11.20	37.10	53.12	62.97	58.15	68.20	-10.05	peak
6	15600.000	13.86	41.10	52.11	49.47	52.32	74.00	-21.68	peak



Test Mode: 02; Polarity: Horizontal; Modulation:802.11a; Bandwidth:20MHz; Channel:High

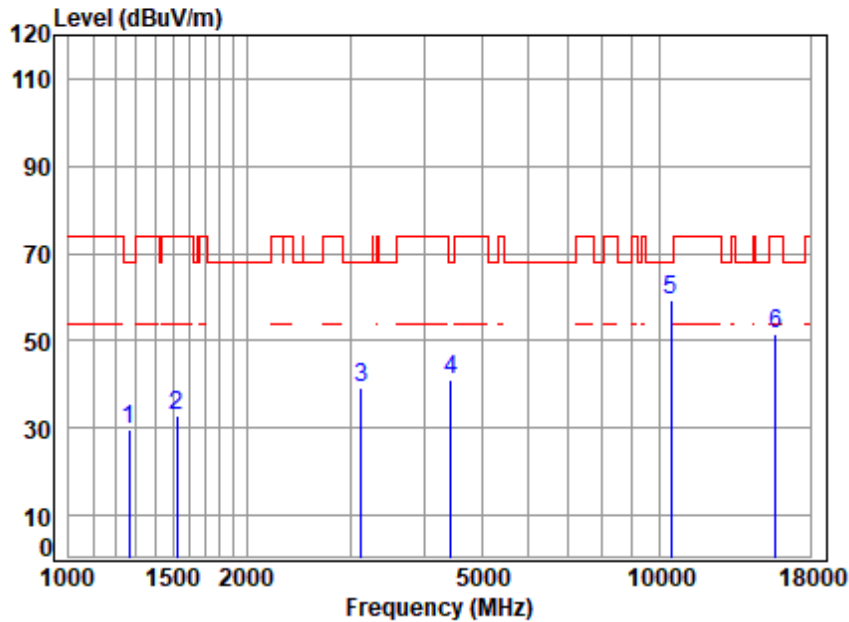


Site : chamber  
Condition: 3m HORIZONTAL  
Job No : 04877AT\00791AT  
Mode : 5240 TX RSE  
Note : 5G WIFI 11A

	Freq	Cable Loss	Ant Factor	Preamp Factor	Read Level	Level	Limit	Over Limit	Remark
	MHz	dB	dB/m	dB	dBuV	dBuV/m	dBuV/m	dB	
1	1285.904	3.79	24.88	54.71	57.19	31.15	68.20	-37.05	peak
2	1625.121	4.22	26.55	54.81	57.04	33.00	74.00	-41.00	peak
3	3415.787	6.45	32.21	54.68	55.29	39.27	68.20	-28.93	peak
4	4316.859	7.04	34.13	54.27	54.08	40.98	74.00	-33.02	peak
5	10480.000	11.33	37.26	53.10	66.44	61.93	68.20	-6.27	peak
6	15720.000	14.01	41.22	52.02	48.06	51.27	74.00	-22.73	peak



Test Mode: 02; Polarity: Vertical; Modulation:802.11a; Bandwidth:20MHz; Channel:High

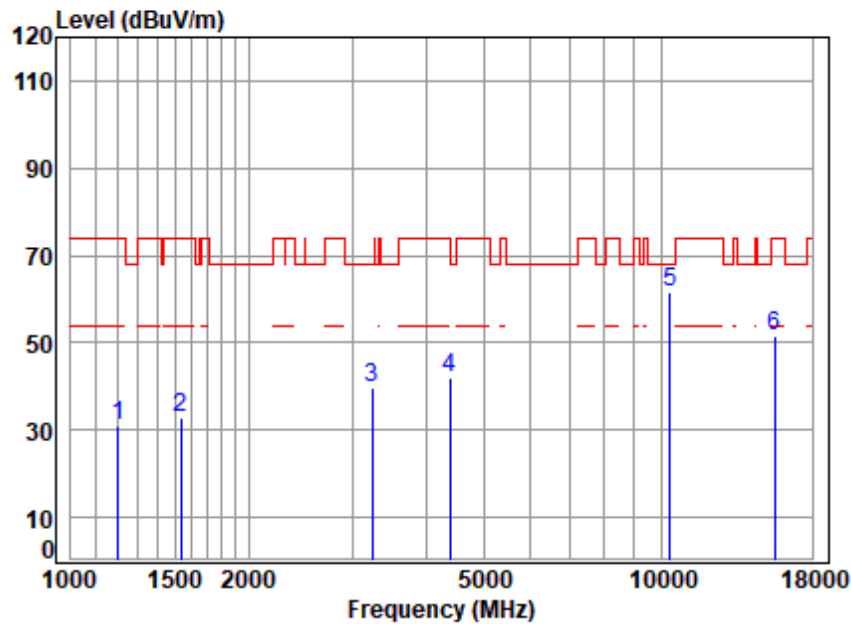


Site : chamber  
Condition: 3m VERTICAL  
Job No : 04877AT\00791AT  
Mode : 5240 TX RSE  
Note : 5G WIFI 11A

	Freq	Cable Loss	Ant Factor	Preamp Factor	Read Level	Level	Limit	Over Limit	Remark
	MHz	dB	dB/m	dB	dBuV	dBuV/m	dBuV/m	dB	
1	1263.796	3.77	25.02	54.70	55.46	29.55	68.20	-38.65	peak
2	1525.000	4.08	26.90	54.78	56.60	32.80	74.00	-41.20	peak
3	3132.079	6.20	32.18	54.90	55.95	39.43	68.20	-28.77	peak
4	4443.453	7.19	34.28	54.25	53.85	41.07	68.20	-27.13	peak
5	10480.000	11.33	37.26	53.10	63.61	59.10	68.20	-9.10	peak
6	15720.000	14.01	41.22	52.02	48.47	51.68	74.00	-22.32	peak



Test Mode: 02; Polarity: Horizontal; Modulation:802.11n; Bandwidth:20MHz; Channel:Low



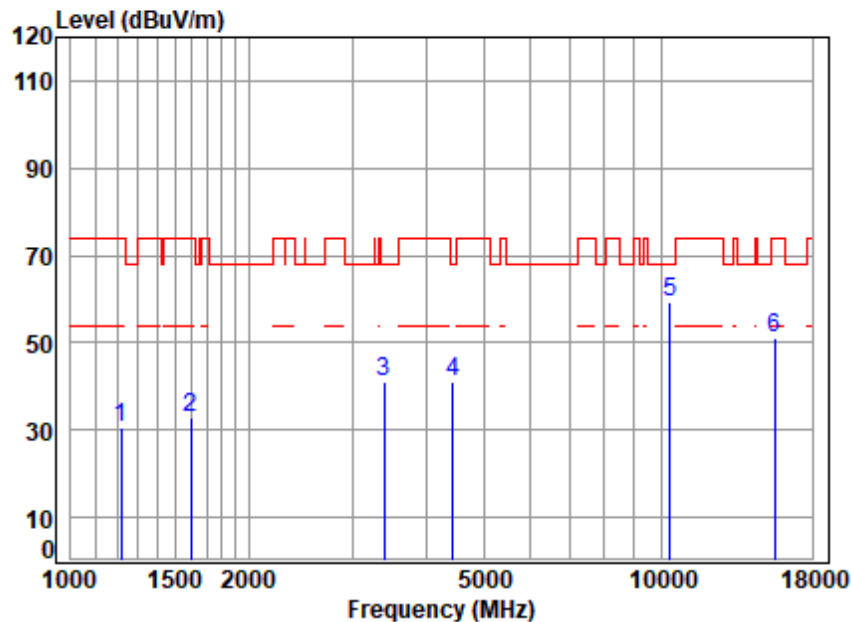
Site : chamber  
Condition: 3m HORIZONTAL  
Job No : 04877AT\00791AT  
Mode : 5180 TX RSE  
Note : 5G WIFI 11N20

		Cable	Ant	Preamp	Read		Limit	Over	
	Freq	Loss	Factor	Factor	Level	Level	Line	Limit	Remark
	MHz	dB	dB/m	dB	dBuV	dBuV/m	dBuV/m	dB	
1	1203.199	3.69	24.44	54.68	57.49	30.94	74.00	-43.06	peak
2	1538.281	4.10	26.95	54.79	56.56	32.82	74.00	-41.18	peak
3	3242.619	6.30	32.22	54.81	55.94	39.65	68.20	-28.55	peak
4	4379.699	7.11	34.64	54.26	54.53	42.02	74.00	-31.98	peak
5	10360.000	11.14	37.10	53.13	66.39	61.50	68.20	-6.70	peak
6	15540.000	13.79	41.10	52.16	48.89	51.62	74.00	-22.38	peak





Test Mode: 02; Polarity: Vertical; Modulation:802.11n; Bandwidth:20MHz; Channel:Low

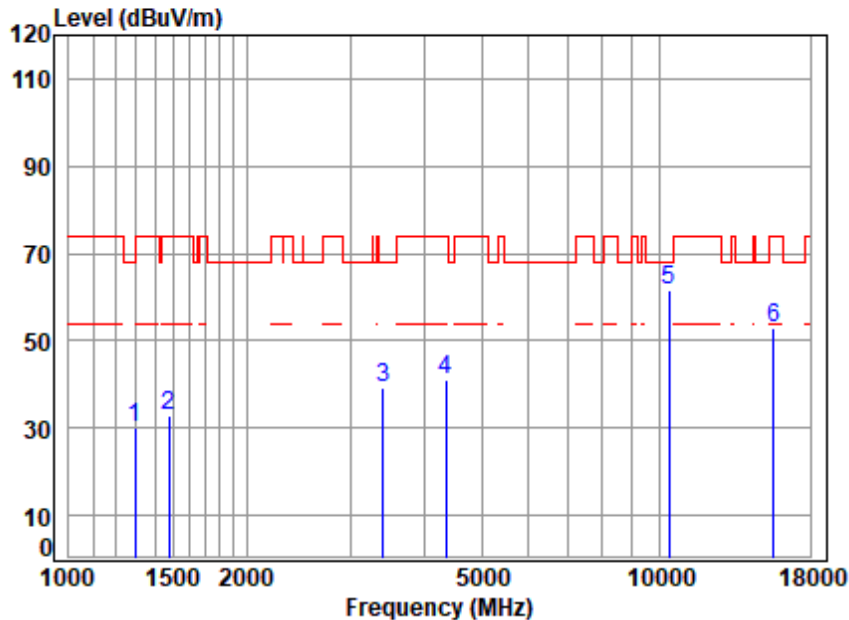


Site : chamber  
Condition: 3m VERTICAL  
Job No : 04877AT\00791AT  
Mode : 5180 TX RSE  
Note : 5G WIFI 11N20

	Freq	Cable Loss	Ant Factor	Preamp Factor	Read Level	Level	Limit	Over Limit	Remark
	MHz	dB	dB/m	dB	dBuV	dBuV/m	dBuV/m	dB	
1	1217.190	3.71	24.64	54.69	56.74	30.40	74.00	-43.60	peak
2	1597.181	4.18	26.81	54.80	56.48	32.67	74.00	-41.33	peak
3	3396.098	6.43	32.38	54.70	56.85	40.96	68.20	-27.24	peak
4	4443.453	7.19	34.28	54.25	54.07	41.29	68.20	-26.91	peak
5	10360.000	11.14	37.10	53.13	64.14	59.25	68.20	-8.95	peak
6	15540.000	13.79	41.10	52.16	48.55	51.28	74.00	-22.72	peak



Test Mode: 02; Polarity: Horizontal; Modulation:802.11n; Bandwidth:20MHz; Channel:middle

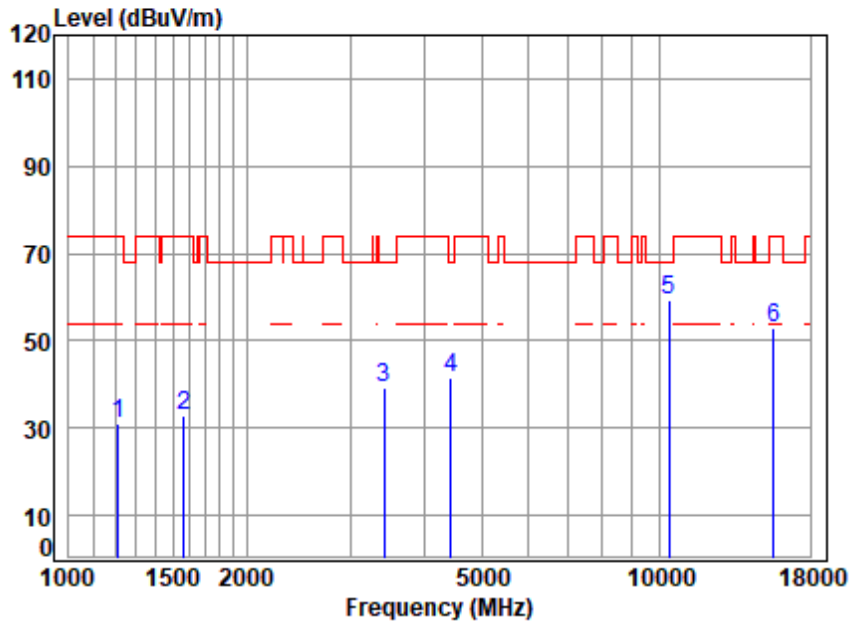


Site : chamber  
Condition: 3m HORIZONTAL  
Job No : 04877AT\00791AT  
Mode : 5200 TX RSE  
Note : 5G WIFI 11N20

		Cable	Ant	Preamp	Read		Limit	Over	
	Freq	Loss	Factor	Factor	Level	Level	Line	Limit	Remark
	MHz	dB	dB/m	dB	dBuV	dBuV/m	dBuV/m	dB	
1	1293.359	3.80	24.84	54.71	56.22	30.15	68.20	-38.05	peak
2	1477.276	4.02	26.16	54.77	57.43	32.84	74.00	-41.16	peak
3	3405.929	6.44	32.33	54.69	55.00	39.08	68.20	-29.12	peak
4	4354.454	7.08	34.44	54.26	54.00	41.26	74.00	-32.74	peak
5	10400.000	11.20	37.10	53.12	66.36	61.54	68.20	-6.66	peak
6	15600.000	13.86	41.10	52.11	50.04	52.89	74.00	-21.11	peak



Test Mode: 02; Polarity: Vertical; Modulation:802.11n; Bandwidth:20MHz; Channel:middle

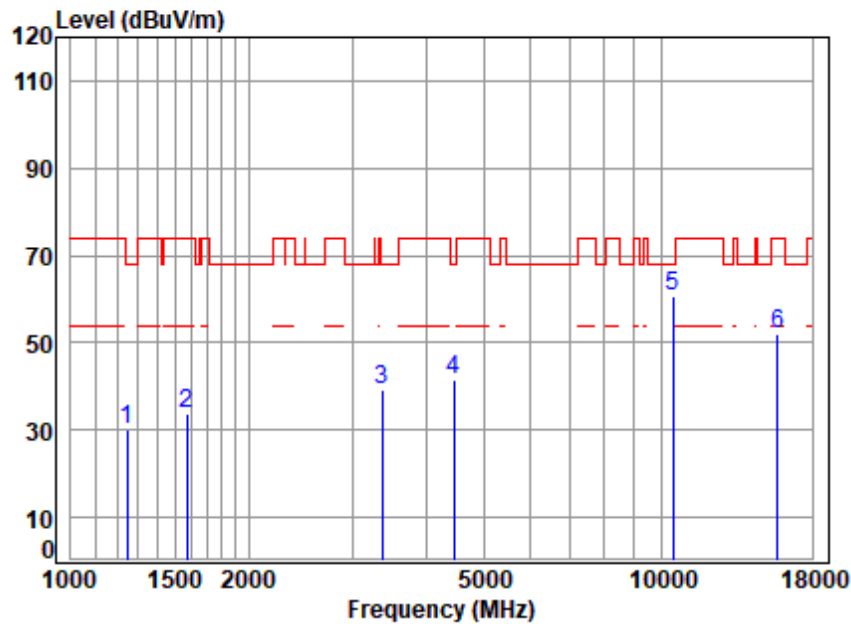


Site : chamber  
Condition: 3m VERTICAL  
Job No : 04877AT\00791AT  
Mode : 5200 TX RSE  
Note : 5G WIFI 11N20

		Cable	Ant	Preamp	Read		Limit	Over	
	Freq	Loss	Factor	Factor	Level	Level	Line	Limit	Remark
	MHz	dB	dB/m	dB	dBuV	dBuV/m	dBuV/m	dB	
1	1213.677	3.70	24.59	54.68	57.40	31.01	74.00	-42.99	peak
2	1569.721	4.14	26.92	54.80	56.44	32.70	74.00	-41.30	peak
3	3425.675	6.46	32.09	54.68	55.47	39.34	68.20	-28.86	peak
4	4443.453	7.19	34.28	54.25	54.48	41.70	68.20	-26.50	peak
5	10400.000	11.20	37.10	53.12	64.24	59.42	68.20	-8.78	peak
6	15600.000	13.86	41.10	52.11	49.93	52.78	74.00	-21.22	peak



Test Mode: 02; Polarity: Horizontal; Modulation:802.11n; Bandwidth:20MHz; Channel:High



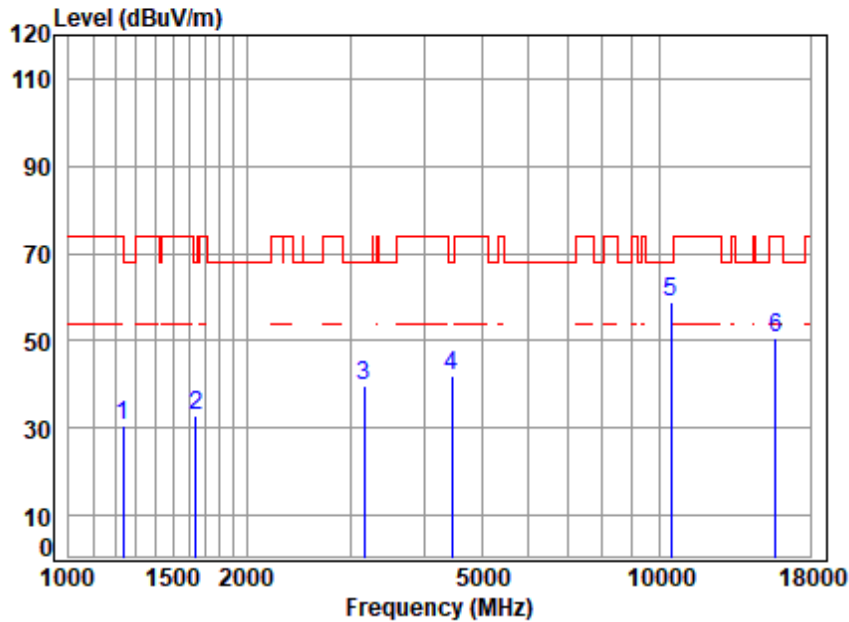
Site : chamber  
Condition: 3m HORIZONTAL  
Job No : 04877AT\00791AT  
Mode : 5240 TX RSE  
Note : 5G WIFI 11N20

	Freq	Cable Loss	Ant Factor	Preamp Factor	Read Level	Level	Limit	Over Limit	Remark
	MHz	dB	dB/m	dB	dBuV	dBuV/m	dBuV/m	dB	
1	1245.663	3.74	25.04	54.70	56.16	30.24	68.20	-37.96	peak
2	1574.265	4.15	26.90	54.80	57.30	33.55	74.00	-40.45	peak
3	3366.778	6.41	32.20	54.72	55.18	39.07	68.20	-29.13	peak
4	4456.315	7.20	34.12	54.25	54.48	41.55	68.20	-26.65	peak
5	10480.000	11.33	37.26	53.10	65.21	60.70	68.20	-7.50	peak
6	15720.000	14.01	41.22	52.02	48.62	51.83	74.00	-22.17	peak





Test Mode: 02; Polarity: Vertical; Modulation:802.11n; Bandwidth:20MHz; Channel:High

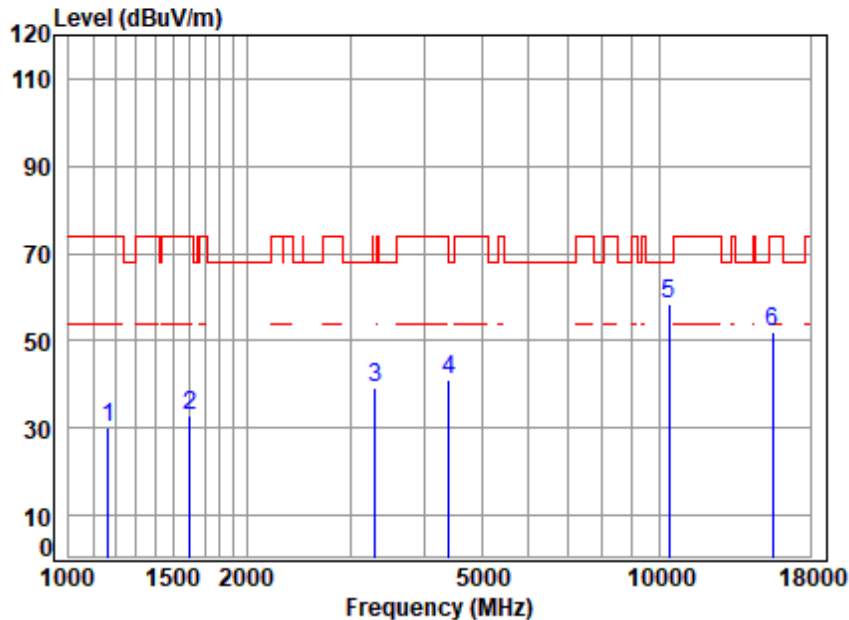


Site : chamber  
Condition: 3m VERTICAL  
Job No : 04877AT\00791AT  
Mode : 5240 TX RSE  
Note : 5G WIFI 11N20

		Cable	Ant	Preamp	Read		Limit	Over	
	Freq	Loss	Factor	Factor	Level	Level	Line	Limit	Remark
	MHz	dB	dB/m	dB	dBuV	dBuV/m	dBuV/m	dB	
1	1234.909	3.73	24.89	54.69	56.77	30.70	74.00	-43.30	peak
2	1639.274	4.24	26.41	54.81	56.83	32.67	68.20	-35.53	peak
3	3168.500	6.23	32.65	54.87	55.79	39.80	68.20	-28.40	peak
4	4456.315	7.20	34.12	54.25	54.96	42.03	68.20	-26.17	peak
5	10480.000	11.33	37.26	53.10	63.50	58.99	68.20	-9.21	peak
6	15720.000	14.01	41.22	52.02	47.45	50.66	74.00	-23.34	peak



Test Mode: 02; Polarity: Horizontal; Modulation:802.11n; Bandwidth:40MHz; Channel:Low

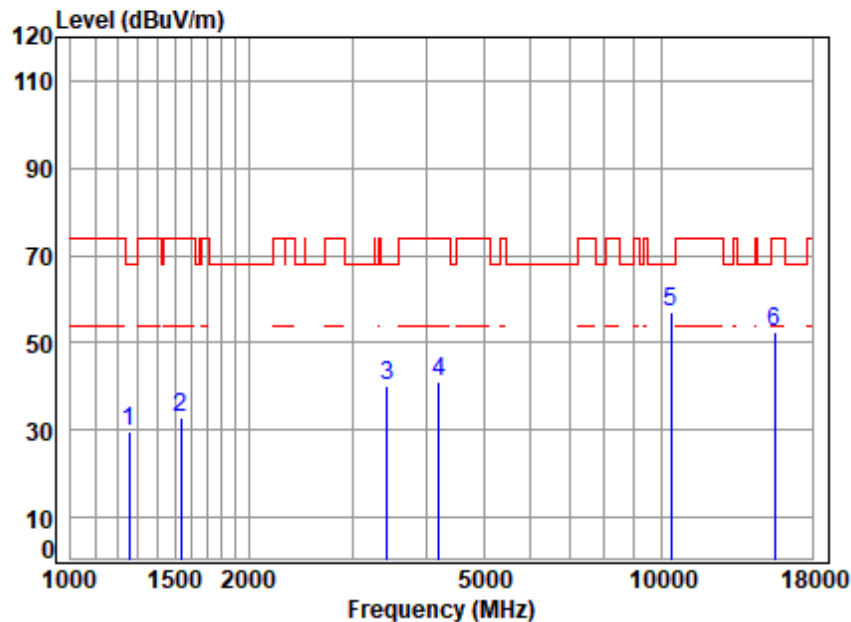


Site : chamber  
Condition: 3m HORIZONTAL  
Job No : 04877AT\00791AT  
Mode : 5190 TX RSE  
Note : 5G WIFI 11N40

	Freq	Cable Loss	Ant Factor	Preamp Factor	Read Level	Level	Limit	Over Limit	Remark
	MHz	dB	dB/m	dB	dBuV	dBuV/m	dBuV/m	dB	
1	1165.546	3.64	24.06	54.67	56.93	29.96	74.00	-44.04	peak
2	1601.804	4.19	26.78	54.80	56.80	32.97	74.00	-41.03	peak
3	3308.894	6.36	31.36	54.76	56.35	39.31	68.20	-28.89	peak
4	4405.090	7.14	34.74	54.26	53.64	41.26	68.20	-26.94	peak
5	10380.000	11.17	37.10	53.12	63.26	58.41	68.20	-9.79	peak
6	15570.000	13.83	41.10	52.14	49.22	52.01	74.00	-21.99	peak



Test Mode: 02; Polarity: Vertical; Modulation:802.11n; Bandwidth:40MHz; Channel:Low

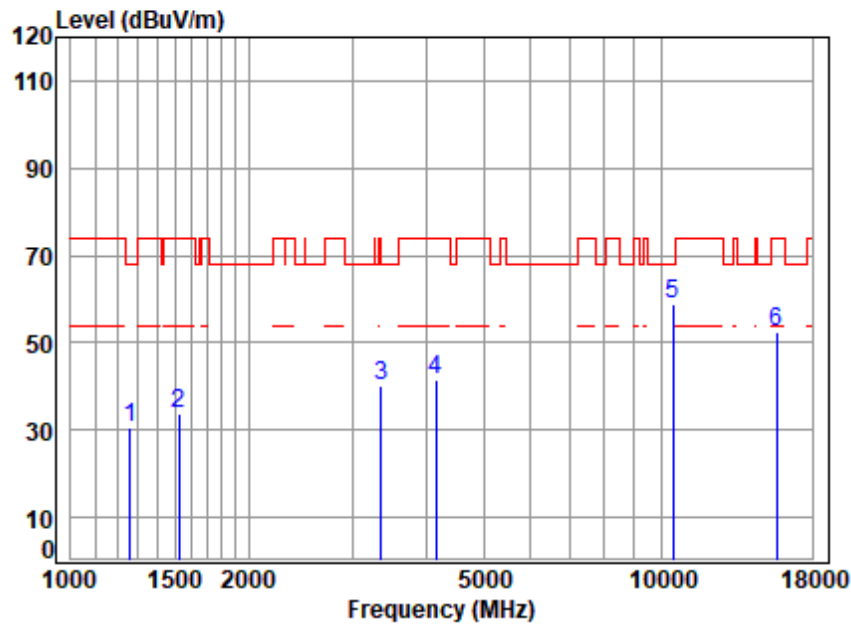


Site : chamber  
Condition: 3m VERTICAL  
Job No : 04877AT\00791AT  
Mode : 5190 TX RSE  
Note : 5G WIFI 11N40

	Freq	Cable Loss	Ant Factor	Preamp Factor	Read Level	Level	Limit	Over Limit	Remark
	MHz	dB	dB/m	dB	dBuV	dBuV/m	dBuV/m	dB	
1	1256.512	3.76	25.06	54.70	55.45	29.57	68.20	-38.63	peak
2	1533.841	4.09	26.94	54.79	56.67	32.91	74.00	-41.09	peak
3	3435.590	6.47	31.97	54.67	56.48	40.25	68.20	-27.95	peak
4	4193.872	6.89	33.80	54.28	54.79	41.20	74.00	-32.80	peak
5	10380.000	11.17	37.10	53.12	61.94	57.09	68.20	-11.11	peak
6	15570.000	13.83	41.10	52.14	49.69	52.48	74.00	-21.52	peak



Test Mode: 02; Polarity: Horizontal; Modulation:802.11n; Bandwidth:40MHz; Channel:High



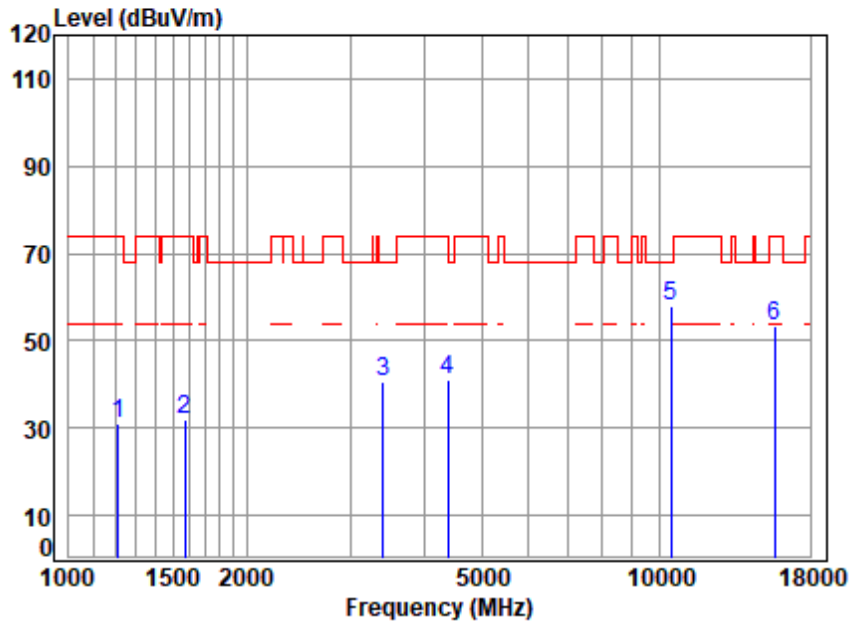
Site : chamber  
Condition: 3m HORIZONTAL  
Job No : 04877AT\00791AT  
Mode : 5230 TX RSE  
Note : 5G WIFI 11N40

	Freq	Cable Loss	Ant Factor	Preamp Factor	Read Level	Level	Limit	Over Limit	Remark
	MHz	dB	dB/m	dB	dBuV	dBuV/m	dBuV/m	dB	
1	1260.149	3.76	25.04	54.70	56.38	30.48	68.20	-37.72	peak
2	1525.000	4.08	26.90	54.78	57.69	33.89	74.00	-40.11	peak
3	3357.061	6.40	32.14	54.73	56.14	39.95	74.00	-34.05	peak
4	4157.664	6.85	33.80	54.28	55.29	41.66	74.00	-32.34	peak
5	10460.000	11.30	37.22	53.11	63.32	58.73	68.20	-9.47	peak
6	15690.000	13.97	41.19	52.04	49.42	52.54	74.00	-21.46	peak





Test Mode: 02; Polarity: Vertical; Modulation:802.11n; Bandwidth:40MHz; Channel:High

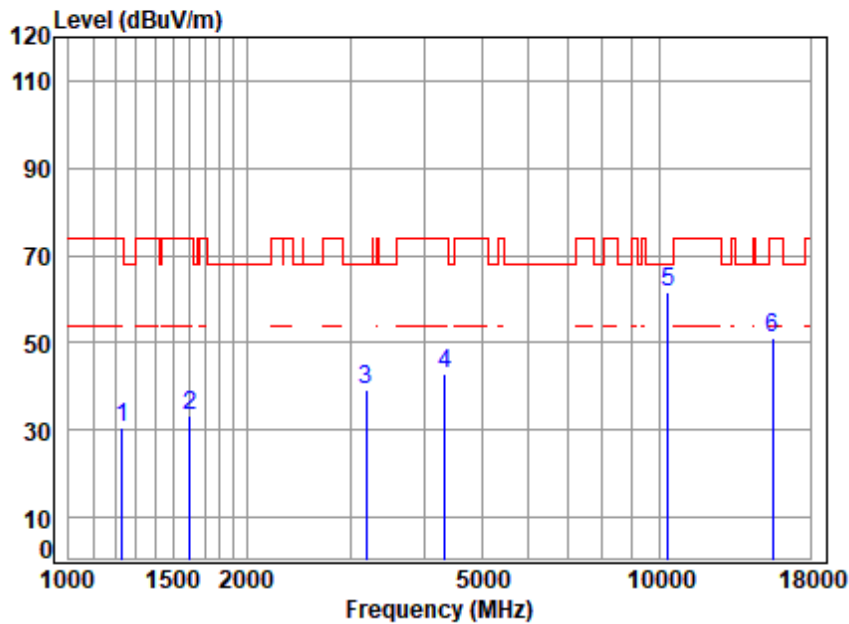


Site : chamber  
Condition: 3m VERTICAL  
Job No : 04877AT\00791AT  
Mode : 5230 TX RSE  
Note : 5G WIFI 11N40

	Freq	Cable Loss	Ant Factor	Preamp Factor	Read Level	Level	Limit	Over	Remark
	MHz	dB	dB/m	dB	dBuV	dBuV/m	dBuV/m	dB	
1	1210.174	3.70	24.54	54.68	57.24	30.80	74.00	-43.20	peak
2	1574.265	4.15	26.90	54.80	55.85	32.10	74.00	-41.90	peak
3	3405.929	6.44	32.33	54.69	56.34	40.42	68.20	-27.78	peak
4	4379.699	7.11	34.64	54.26	53.71	41.20	74.00	-32.80	peak
5	10460.000	11.30	37.22	53.11	62.48	57.89	68.20	-10.31	peak
6	15690.000	13.97	41.19	52.04	50.41	53.53	74.00	-20.47	peak



Test Mode: 02; Polarity: Horizontal; Modulation: 802.11ax(Full RU0); Bandwidth: 20MHz; Channel: Low

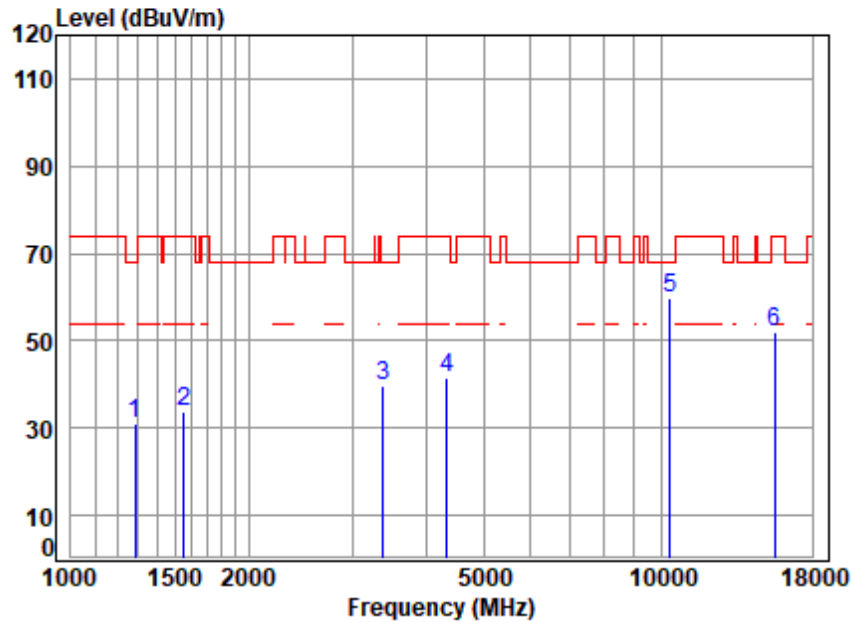


Site : chamber  
Condition: 3m HORIZONTAL  
Job No : 04877AT\00791AT  
Mode : 5180 TX RSE  
Note : 5G WIFI 11AX20

		Cable	Ant	Preamp	Read		Limit	Over	
	Freq	Loss	Factor	Factor	Level	Level	Line	Limit	Remark
	MHz	dB	dB/m	dB	dBuV	dBuV/m	dBuV/m	dB	
1	1231.345	3.72	24.84	54.69	56.81	30.68	74.00	-43.32	peak
2	1606.441	4.19	26.74	54.81	57.19	33.31	74.00	-40.69	peak
3	3186.869	6.25	32.79	54.85	55.21	39.40	68.20	-28.80	peak
4	4341.886	7.07	34.34	54.26	55.61	42.76	74.00	-31.24	peak
5	10360.000	11.14	37.10	53.13	66.40	61.51	68.20	-6.69	peak
6	15540.000	13.79	41.10	52.16	48.58	51.31	74.00	-22.69	peak



Test Mode: 02; Polarity: Vertical; Modulation:802.11ax(Full RU0); Bandwidth:20MHz; Channel:Low



Site : chamber  
Condition: 3m VERTICAL  
Job No : 04877AT\00791AT  
Mode : 5180 TX RSE  
Note : 5G WIFI 11AX20

		Cable	Ant	Preamp	Read		Limit	Over	
	Freq	Loss	Factor	Factor	Level	Level	Line	Limit	Remark
	MHz	dB	dB/m	dB	dBuV	dBuV/m	dBuV/m	dB	
1	1285.904	3.79	24.88	54.71	57.24	31.20	68.20	-37.00	peak
2	1551.677	4.12	26.99	54.79	57.29	33.61	74.00	-40.39	peak
3	3386.297	6.42	32.32	54.71	55.78	39.81	68.20	-28.39	peak
4	4329.354	7.05	34.23	54.26	54.52	41.54	74.00	-32.46	peak
5	10360.000	11.14	37.10	53.13	64.44	59.55	68.20	-8.65	peak
6	15540.000	13.79	41.10	52.16	49.42	52.15	74.00	-21.85	peak



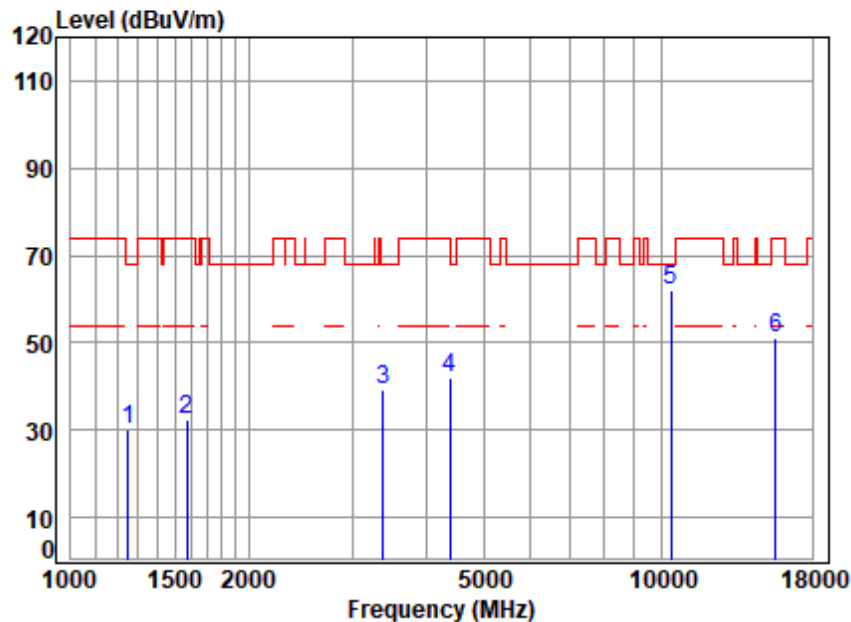
## SGS-CSTC Standards Technical Services Co., Ltd. Shenzhen Branch

SZEMC-TRF-01 Rev. A/1

Report No.: SZCR241200487703

Page: 48 of 1136

Test Mode: 02; Polarity: Horizontal; Modulation:802.11ax(Full RU0); Bandwidth:20MHz; Channel:middle



Site : chamber  
Condition: 3m HORIZONTAL  
Job No : 04877AT\00791AT  
Mode : 5200 TX RSE  
Note : 5G WIFI 11AX20

		Cable	Ant	Preamp	Read		Limit	Over	
	Freq	Loss	Factor	Factor	Level	Level	Line	Limit	Remark
	MHz	dB	dB/m	dB	dBuV	dBuV/m	dBuV/m	dB	
1	1252.885	3.75	25.08	54.70	56.09	30.22	68.20	-37.98	peak
2	1574.265	4.15	26.90	54.80	56.37	32.62	74.00	-41.38	peak
3	3376.523	6.42	32.26	54.71	55.09	39.06	68.20	-29.14	peak
4	4392.376	7.13	34.74	54.26	54.15	41.76	74.00	-32.24	peak
5	10400.000	11.20	37.10	53.12	66.68	61.86	68.20	-6.34	peak
6	15600.000	13.86	41.10	52.11	48.20	51.05	74.00	-22.95	peak



SGS-CSTC Standards Technical Services Co., Ltd.  
Shenzhen Branch

Unless otherwise agreed in writing, this document is issued by the Company subject to its General Conditions of Service printed overleaf, available on request or accessible at <https://www.sgs.com/en/Terms-and-Conditions>. Attention is drawn to the limitation of liability, indemnification and jurisdiction issues defined therein. Any holder of this document is advised that information contained hereon reflects the Company's findings at the time of its intervention only and within the limits of Client's instructions, if any. The Company's sole responsibility is to its Client and this document does not exonerate parties to a transaction from exercising all their rights and obligations under the transaction documents. This document cannot be reproduced except in full, without prior written approval of the Company. Any unauthorized alteration, forgery or falsification of the content or appearance of this document is unlawful and offenders may be prosecuted to the fullest extent of the law. Unless otherwise stated the results shown in this test report refer only to the sample(s) tested and such sample(s) are retained for 30 days only.

Attention: To check the authenticity of testing /inspection report & certificate, please contact us at telephone: (86-755) 8307 1443, or email: [CN.Doccheck@sgs.com](mailto:CN.Doccheck@sgs.com)

No.1 Workshop, M-10, Middle Section, Science & Technology Park, Nanshan District, Shenzhen, Guangdong, China 518057 t (86-755) 26012053 f (86-755) 26710594 www.sgs.com.cn  
中国·广东·深圳市南山区科技园中区M-10栋1号厂房 邮编: 518057 t (86-755) 26012053 f (86-755) 26710594 sgs.china@sgs.com



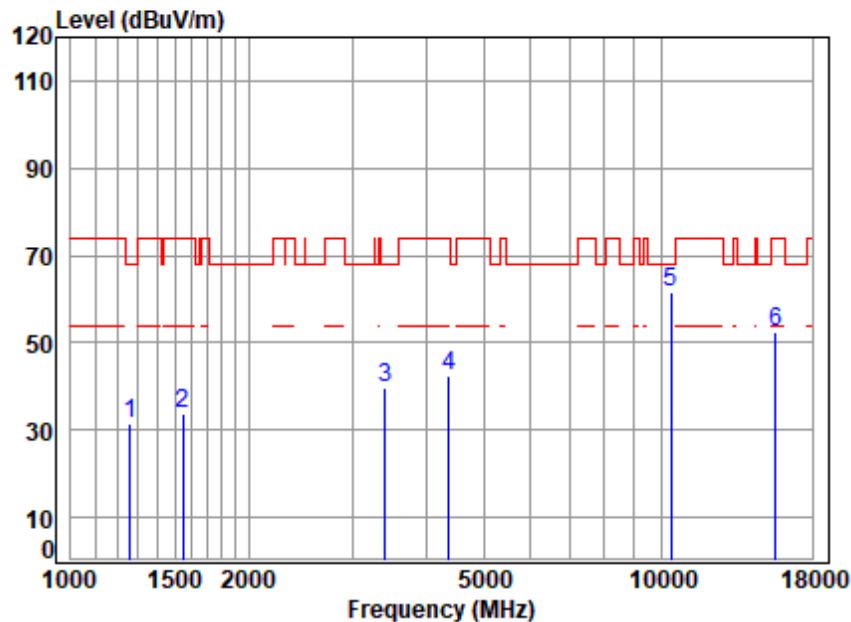
## SGS-CSTC Standards Technical Services Co., Ltd. Shenzhen Branch

SZEMC-TRF-01 Rev. A/1

Report No.: SZCR241200487703

Page: 49 of 1136

Test Mode: 02; Polarity: Vertical; Modulation:802.11ax(Full RU0); Bandwidth:20MHz; Channel:middle



Site : chamber  
Condition: 3m VERTICAL  
Job No : 04877AT\00791AT  
Mode : 5200 TX RSE  
Note : 5G WIFI 11AX20

		Cable	Ant	Preamp	Read		Limit	Over	
	Freq	Loss	Factor	Factor	Level	Level	Line	Limit	Remark
	MHz	dB	dB/m	dB	dBuV	dBuV/m	dBuV/m	dB	
1	1260.149	3.76	25.04	54.70	57.27	31.37	68.20	-36.83	peak
2	1547.199	4.11	26.99	54.79	57.41	33.72	74.00	-40.28	peak
3	3405.929	6.44	32.33	54.69	55.77	39.85	68.20	-28.35	peak
4	4367.058	7.10	34.54	54.26	54.88	42.26	74.00	-31.74	peak
5	10400.000	11.20	37.10	53.12	66.34	61.52	68.20	-6.68	peak
6	15600.000	13.86	41.10	52.11	49.40	52.25	74.00	-21.75	peak



SGS-CSTC Standards Technical Services Co., Ltd.  
Shenzhen Branch

Unless otherwise agreed in writing, this document is issued by the Company subject to its General Conditions of Service printed overleaf, available on request or accessible at <https://www.sgs.com/en/Terms-and-Conditions>. Attention is drawn to the limitation of liability, indemnification and jurisdiction issues defined therein. Any holder of this document is advised that information contained hereon reflects the Company's findings at the time of its intervention only and within the limits of Client's instructions, if any. The Company's sole responsibility is to its Client and this document does not exonerate parties to a transaction from exercising all their rights and obligations under the transaction documents. This document cannot be reproduced except in full, without prior written approval of the Company. Any unauthorized alteration, forgery or falsification of the content or appearance of this document is unlawful and offenders may be prosecuted to the fullest extent of the law. Unless otherwise stated the results shown in this test report refer only to the sample(s) tested and such sample(s) are retained for 30 days only.

Attention: To check the authenticity of testing /inspection report & certificate, please contact us at telephone: (86-755) 8307 1443, or email: [CN.Doccheck@sgs.com](mailto:CN.Doccheck@sgs.com)

No.1 Workshop, M-10, Middle Section, Science & Technology Park, Nanshan District, Shenzhen, Guangdong, China 518057 t (86-755) 26012053 f (86-755) 26710594 www.sgs.com.cn  
中国·广东·深圳市南山区科技园中区M-10栋1号厂房 邮编: 518057 t (86-755) 26012053 f (86-755) 26710594 sgs.china@sgs.com

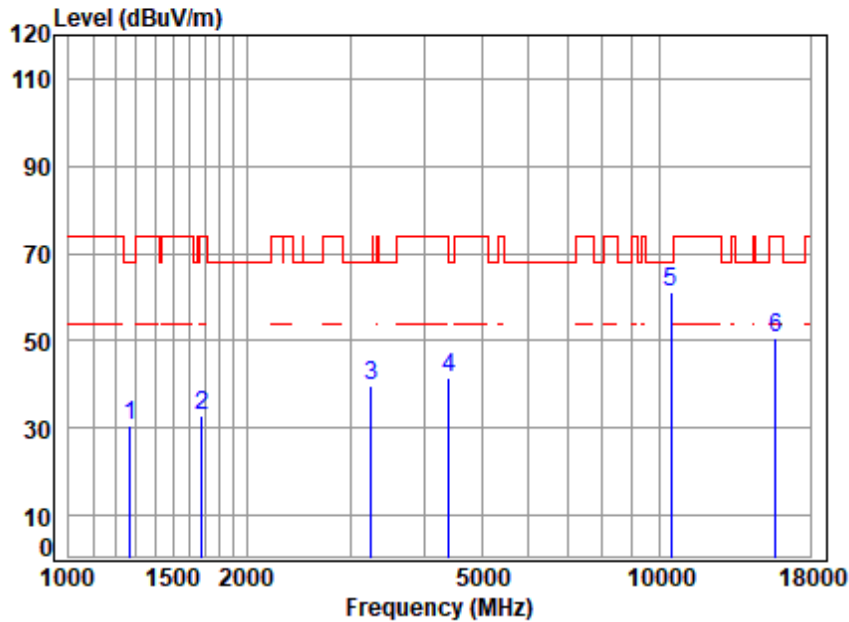
## SGS-CSTC Standards Technical Services Co., Ltd. Shenzhen Branch

SZEMC-TRF-01 Rev. A/1

Report No.: SZCR241200487703

Page: 50 of 1136

Test Mode: 02; Polarity: Horizontal; Modulation:802.11ax(Full RU0); Bandwidth:20MHz; Channel:High



Site : chamber  
Condition: 3m HORIZONTAL  
Job No : 04877AT\00791AT  
Mode : 5240 TX RSE  
Note : 5G WIFI 11AX20

		Cable	Ant	Preamp	Read		Limit	Over	
	Freq	Loss	Factor	Factor	Level	Level	Line	Limit	Remark
	MHz	dB	dB/m	dB	dBuV	dBuV/m	dBuV/m	dB	
1	1271.123	3.77	24.97	54.70	56.40	30.44	68.20	-37.76	peak
2	1677.621	4.29	26.24	54.82	57.04	32.75	74.00	-41.25	peak
3	3252.005	6.31	32.06	54.80	56.17	39.74	68.20	-28.46	peak
4	4405.090	7.14	34.74	54.26	53.75	41.37	68.20	-26.83	peak
5	10480.000	11.33	37.26	53.10	65.48	60.97	68.20	-7.23	peak
6	15720.000	14.01	41.22	52.02	47.58	50.79	74.00	-23.21	peak



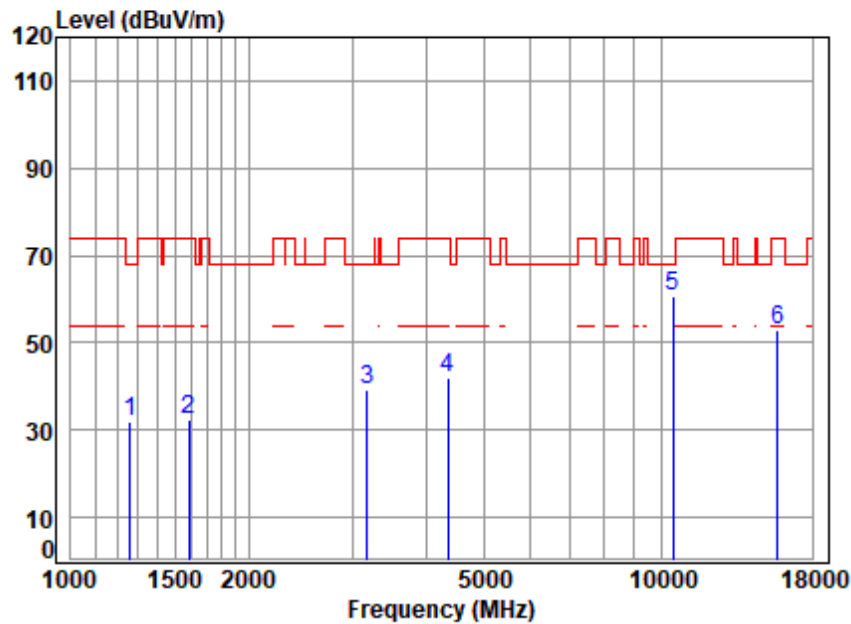
SGS-CSTC Standards Technical Services Co., Ltd.  
Shenzhen Branch

Unless otherwise agreed in writing, this document is issued by the Company subject to its General Conditions of Service printed overleaf, available on request or accessible at <https://www.sgs.com/en/Terms-and-Conditions>. Attention is drawn to the limitation of liability, indemnification and jurisdiction issues defined therein. Any holder of this document is advised that information contained hereon reflects the Company's findings at the time of its intervention only and within the limits of Client's instructions, if any. The Company's sole responsibility is to its Client and this document does not exonerate parties to a transaction from exercising all their rights and obligations under the transaction documents. This document cannot be reproduced except in full, without prior written approval of the Company. Any unauthorized alteration, forgery or falsification of the content or appearance of this document is unlawful and offenders may be prosecuted to the fullest extent of the law. Unless otherwise stated the results shown in this test report refer only to the sample(s) tested and such sample(s) are retained for 30 days only.

Attention: To check the authenticity of testing /inspection report & certificate, please contact us at telephone: (86-755) 8307 1443, or email: [CN.Doccheck@sgs.com](mailto:CN.Doccheck@sgs.com)

No.1 Workshop, M-10, Middle Section, Science & Technology Park, Nanshan District, Shenzhen, Guangdong, China 518057 t (86-755) 26012053 f (86-755) 26710594 www.ssgroup.com.cn  
中国·广东·深圳市南山区科技园中区M-10栋1号厂房 邮编: 518057 t (86-755) 26012053 f (86-755) 26710594 sgs.china@sgs.com

Test Mode: 02; Polarity: Vertical; Modulation:802.11ax(Full RU0); Bandwidth:20MHz; Channel:High



Site : chamber  
Condition: 3m VERTICAL  
Job No : 04877AT\00791AT  
Mode : 5240 TX RSE  
Note : 5G WIFI 11AX20

		Cable	Ant	Preamp	Read		Limit	Over	
	Freq	Loss	Factor	Factor	Level	Level	Line	Limit	Remark
	MHz	dB	dB/m	dB	dBuV	dBuV/m	dBuV/m	dB	
1	1260.149	3.76	25.04	54.70	57.95	32.05	68.20	-36.15	peak
2	1583.392	4.16	26.87	54.80	56.19	32.42	74.00	-41.58	peak
3	3177.672	6.24	32.72	54.86	55.15	39.25	68.20	-28.95	peak
4	4354.454	7.08	34.44	54.26	54.51	41.77	74.00	-32.23	peak
5	10480.000	11.33	37.26	53.10	65.07	60.56	68.20	-7.64	peak
6	15720.000	14.01	41.22	52.02	49.54	52.75	74.00	-21.25	peak



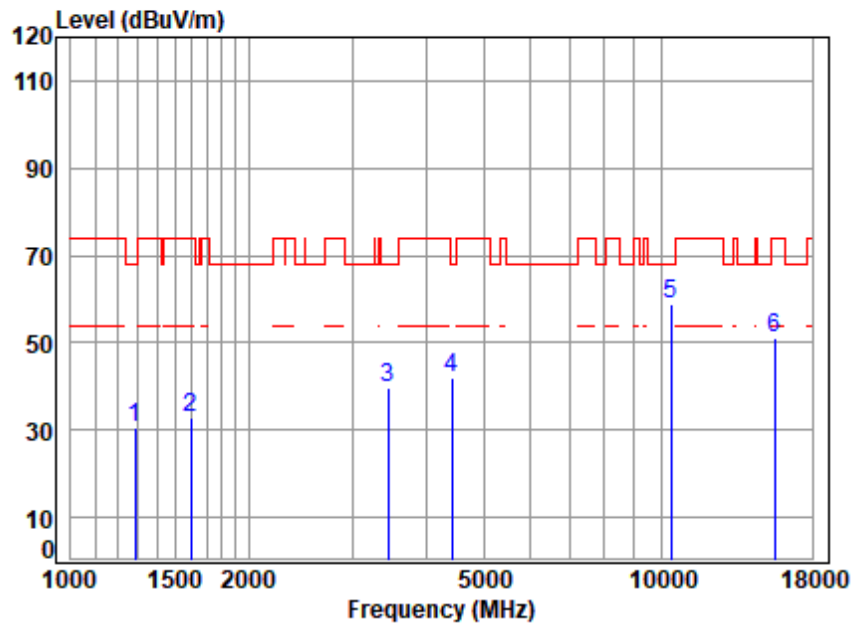
## SGS-CSTC Standards Technical Services Co., Ltd. Shenzhen Branch

SZEMC-TRF-01 Rev. A/1

Report No.: SZCR241200487703

Page: 52 of 1136

Test Mode: 02; Polarity: Horizontal; Modulation: 802.11ax(Full RU0); Bandwidth: 40MHz; Channel: Low



Site : chamber  
Condition: 3m HORIZONTAL  
Job No : 04877AT\00791AT  
Mode : 5190 TX RSE  
Note : 5G WIFI 11AX40

		Cable	Ant	Preamp	Read		Limit	Over	
	Freq	Loss	Factor	Factor	Level	Level	Line	Limit	Remark
	MHz	dB	dB/m	dB	dBuV	dBuV/m	dBuV/m	dB	
1	1285.904	3.79	24.88	54.71	56.62	30.58	68.20	-37.62	peak
2	1597.181	4.18	26.81	54.80	56.62	32.81	74.00	-41.19	peak
3	3445.535	6.47	31.85	54.66	56.05	39.71	68.20	-28.49	peak
4	4417.841	7.16	34.59	54.26	54.37	41.86	68.20	-26.34	peak
5	10380.000	11.17	37.10	53.12	63.93	59.08	68.20	-9.12	peak
6	15570.000	13.83	41.10	52.14	48.46	51.25	74.00	-22.75	peak



SGS-CSTC Standards Technical Services Co., Ltd.  
Shenzhen Branch

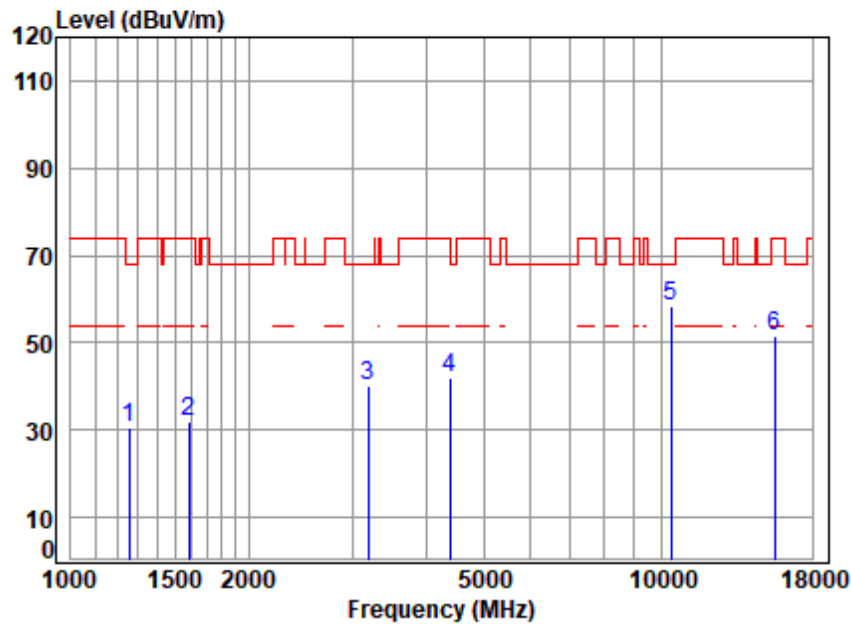
Unless otherwise agreed in writing, this document is issued by the Company subject to its General Conditions of Service printed overleaf, available on request or accessible at <https://www.sgs.com/en/Terms-and-Conditions>. Attention is drawn to the limitation of liability, indemnification and jurisdiction issues defined therein. Any holder of this document is advised that information contained hereon reflects the Company's findings at the time of its intervention only and within the limits of Client's instructions, if any. The Company's sole responsibility is to its Client and this document does not exonerate parties to a transaction from exercising all their rights and obligations under the transaction documents. This document cannot be reproduced except in full, without prior written approval of the Company. Any unauthorized alteration, forgery or falsification of the content or appearance of this document is unlawful and offenders may be prosecuted to the fullest extent of the law. Unless otherwise stated the results shown in this test report refer only to the sample(s) tested and such sample(s) are retained for 30 days only.

Attention: To check the authenticity of testing /inspection report & certificate, please contact us at telephone: (86-755) 8307 1443, or email: [CN.Doccheck@sgs.com](mailto:CN.Doccheck@sgs.com)

No.1 Workshop, M-10, Middle Section, Science & Technology Park, Nanshan District, Shenzhen, Guangdong, China 518057 t (86-755) 26012053 f (86-755) 26710594 www.sgs.com.cn  
中国·广东·深圳市南山区科技园中区M-10栋1号厂房 邮编: 518057 t (86-755) 26012053 f (86-755) 26710594 sgs.china@sgs.com



Test Mode: 02; Polarity: Vertical; Modulation:802.11ax(Full RU0); Bandwidth:40MHz; Channel:Low



Site : chamber  
Condition: 3m VERTICAL  
Job No : 04877AT\00791AT  
Mode : 5190 TX RSE  
Note : 5G WIFI 11AX40

		Cable	Ant	Preamp	Read		Limit	Over	
	Freq	Loss	Factor	Factor	Level	Level	Line	Limit	Remark
	MHz	dB	dB/m	dB	dBuV	dBuV/m	dBuV/m	dB	
1	1256.512	3.76	25.06	54.70	56.33	30.45	68.20	-37.75	peak
2	1583.392	4.16	26.87	54.80	55.85	32.08	74.00	-41.92	peak
3	3186.869	6.25	32.79	54.85	55.81	40.00	68.20	-28.20	peak
4	4392.376	7.13	34.74	54.26	54.29	41.90	74.00	-32.10	peak
5	10380.000	11.17	37.10	53.12	63.18	58.33	68.20	-9.87	peak
6	15570.000	13.83	41.10	52.14	48.63	51.42	74.00	-22.58	peak



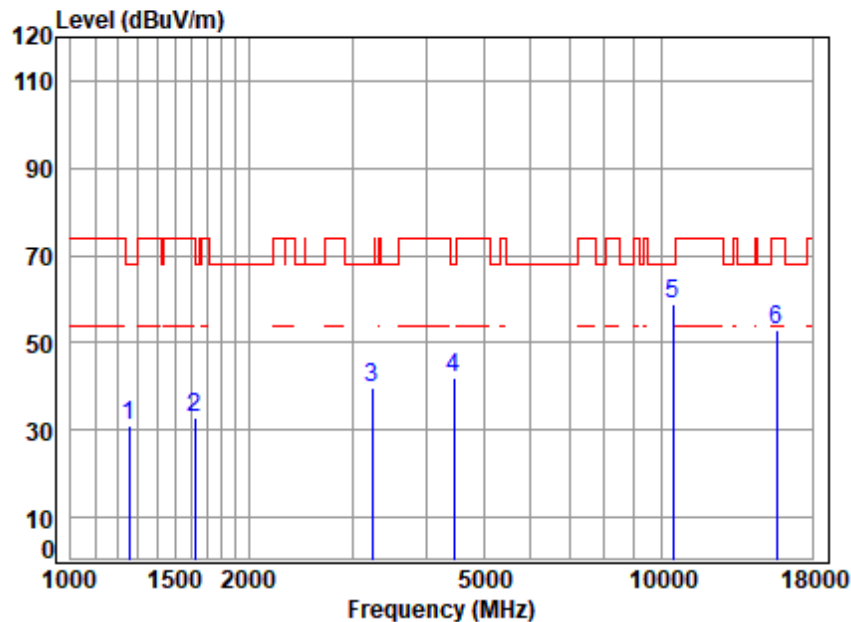
## SGS-CSTC Standards Technical Services Co., Ltd. Shenzhen Branch

SZEMC-TRF-01 Rev. A/1

Report No.: SZCR241200487703

Page: 54 of 1136

Test Mode: 02; Polarity: Horizontal; Modulation:802.11ax(Full RU0); Bandwidth:40MHz; Channel:High



Site : chamber  
Condition: 3m HORIZONTAL  
Job No : 04877AT\00791AT  
Mode : 5230 TX RSE  
Note : 5G WIFI 11AX40

	Freq	Cable Loss	Ant Factor	Preamp Factor	Read Level	Level	Limit	Over	Remark
	MHz	dB	dB/m	dB	dBuV	dBuV/m	dBuV/m	dB	
1	1256.512	3.76	25.06	54.70	56.89	31.01	68.20	-37.19	peak
2	1620.431	4.21	26.60	54.81	56.72	32.72	74.00	-41.28	peak
3	3242.619	6.30	32.22	54.81	55.76	39.47	68.20	-28.73	peak
4	4456.315	7.20	34.12	54.25	54.81	41.88	68.20	-26.32	peak
5	10460.000	11.30	37.22	53.11	63.58	58.99	68.20	-9.21	peak
6	15690.000	13.97	41.19	52.04	49.88	53.00	74.00	-21.00	peak



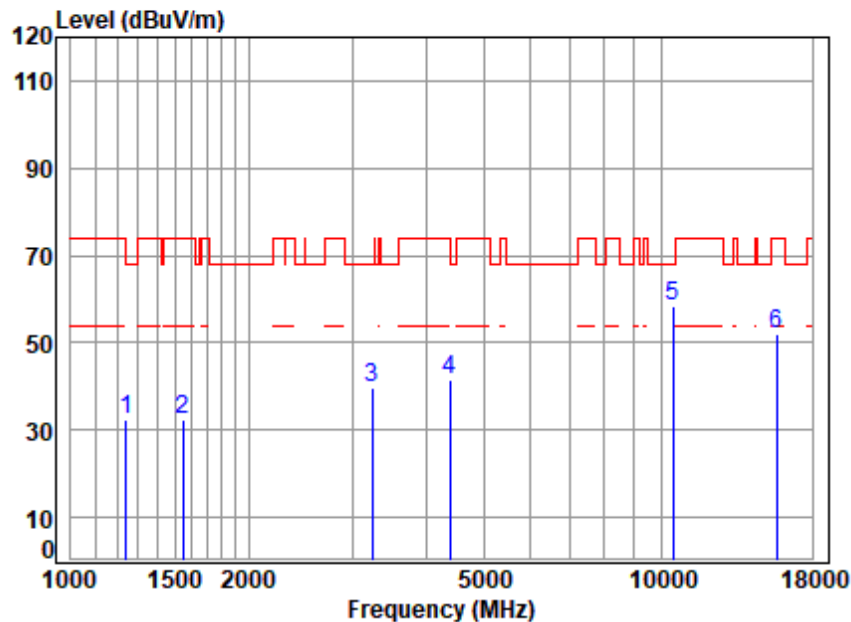
SGS-CSTC Standards Technical Services Co., Ltd.  
Shenzhen Branch

Unless otherwise agreed in writing, this document is issued by the Company subject to its General Conditions of Service printed overleaf, available on request or accessible at <https://www.sgs.com/en/Terms-and-Conditions>. Attention is drawn to the limitation of liability, indemnification and jurisdiction issues defined therein. Any holder of this document is advised that information contained hereon reflects the Company's findings at the time of its intervention only and within the limits of Client's instructions, if any. The Company's sole responsibility is to its Client and this document does not exonerate parties to a transaction from exercising all their rights and obligations under the transaction documents. This document cannot be reproduced except in full, without prior written approval of the Company. Any unauthorized alteration, forgery or falsification of the content or appearance of this document is unlawful and offenders may be prosecuted to the fullest extent of the law. Unless otherwise stated the results shown in this test report refer only to the sample(s) tested and such sample(s) are retained for 30 days only.

Attention: To check the authenticity of testing /inspection report & certificate, please contact us at telephone: (86-755) 8307 1443, or email: [CN.Doccheck@sgs.com](mailto:CN.Doccheck@sgs.com)

No.1 Workshop, M-10, Middle Section, Science & Technology Park, Nanshan District, Shenzhen, Guangdong, China 518057 t (86-755) 26012053 f (86-755) 26710594 www.sgs.com.cn  
中国·广东·深圳市南山区科技园中区M-10栋1号厂房 邮编: 518057 t (86-755) 26012053 f (86-755) 26710594 sgs.china@sgs.com

Test Mode: 02; Polarity: Vertical; Modulation:802.11ax(Full RU0); Bandwidth:40MHz; Channel:High

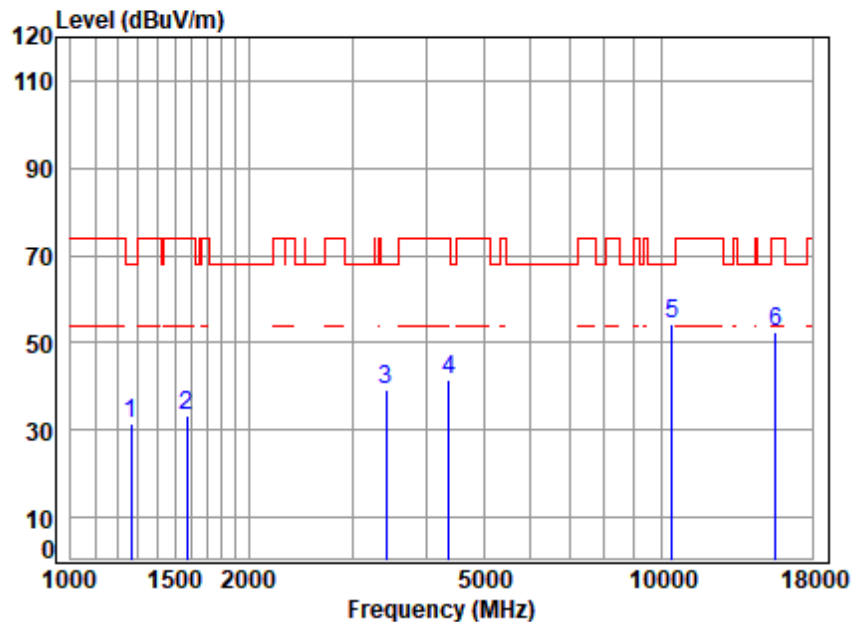


Site : chamber  
Condition: 3m VERTICAL  
Job No : 04877AT\00791AT  
Mode : 5230 TX RSE  
Note : 5G WIFI 11AX40

	Freq	Cable Loss	Ant Factor	Preamp Factor	Read Level	Level	Limit	Over	Remark
	MHz	dB	dB/m	dB	dBuV	dBuV/m	dBuV/m	dB	
1	1242.068	3.74	24.99	54.69	58.37	32.41	68.20	-35.79	peak
2	1547.199	4.11	26.99	54.79	56.14	32.45	74.00	-41.55	peak
3	3242.619	6.30	32.22	54.81	55.84	39.55	68.20	-28.65	peak
4	4392.376	7.13	34.74	54.26	53.94	41.55	74.00	-32.45	peak
5	10460.000	11.30	37.22	53.11	63.03	58.44	68.20	-9.76	peak
6	15690.000	13.97	41.19	52.04	48.68	51.80	74.00	-22.20	peak



Test Mode: 02; Polarity: Horizontal; Modulation:802.11ax(Full RU0); Bandwidth:80MHz; Channel:middle



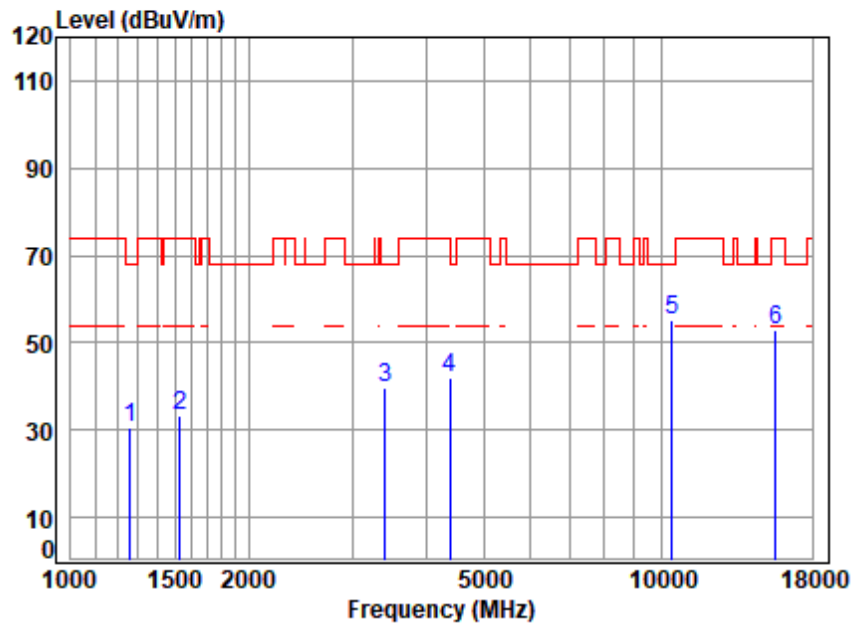
Site : chamber  
Condition: 3m HORIZONTAL  
Job No : 04877AT\00791AT  
Mode : 5210 TX RSE  
Note : 5G WIFI 11AX80

	Freq	Cable Loss	Ant Factor	Preamp Factor	Read Level	Level	Limit	Over Limit	Remark
	MHz	dB	dB/m	dB	dBuV	dBuV/m	dBuV/m	dB	
1	1263.796	3.77	25.02	54.70	57.42	31.51	68.20	-36.69	peak
2	1574.265	4.15	26.90	54.80	56.86	33.11	74.00	-40.89	peak
3	3425.675	6.46	32.09	54.68	55.49	39.36	68.20	-28.84	peak
4	4367.058	7.10	34.54	54.26	54.16	41.54	74.00	-32.46	peak
5	10420.000	11.23	37.14	53.11	59.14	54.40	68.20	-13.80	peak
6	15630.000	13.90	41.13	52.09	49.36	52.30	74.00	-21.70	peak





Test Mode: 02; Polarity: Vertical; Modulation:802.11ax(Full RU0); Bandwidth:80MHz; Channel:middle

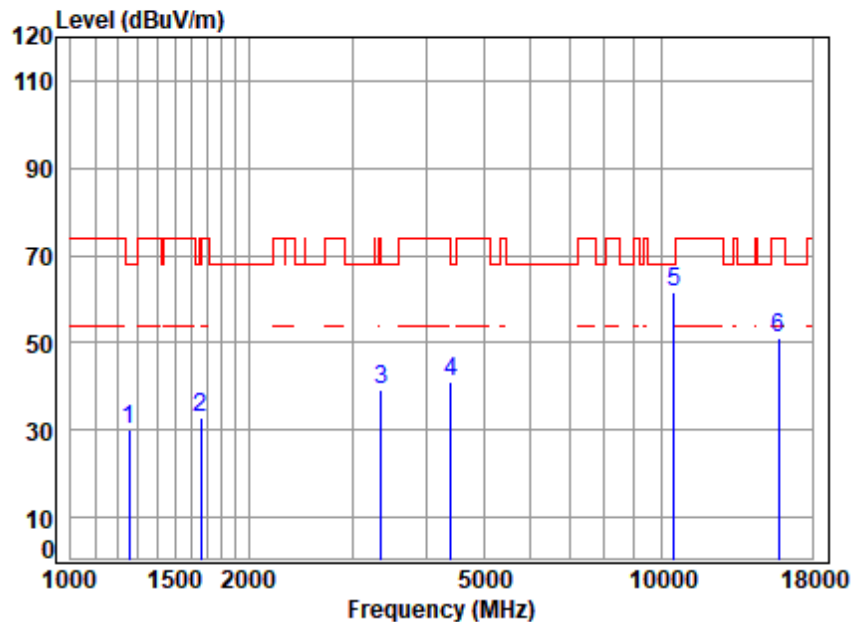


Site : chamber  
Condition: 3m VERTICAL  
Job No : 04877AT\00791AT  
Mode : 5210 TX RSE  
Note : 5G WIFI 11AX80

		Cable	Ant	Preamp	Read		Limit	Over	
	Freq	Loss	Factor	Factor	Level	Level	Line	Limit	Remark
	MHz	dB	dB/m	dB	dBuV	dBuV/m	dBuV/m	dB	
1	1260.149	3.76	25.04	54.70	56.33	30.43	68.20	-37.77	peak
2	1529.414	4.08	26.92	54.78	57.13	33.35	74.00	-40.65	peak
3	3405.929	6.44	32.33	54.69	55.77	39.85	68.20	-28.35	peak
4	4379.699	7.11	34.64	54.26	54.62	42.11	74.00	-31.89	peak
5	10420.000	11.23	37.14	53.11	59.94	55.20	68.20	-13.00	peak
6	15630.000	13.90	41.13	52.09	49.79	52.73	74.00	-21.27	peak



Test Mode: 03; Polarity: Horizontal; Modulation:802.11a; Bandwidth:20MHz; Channel:Low

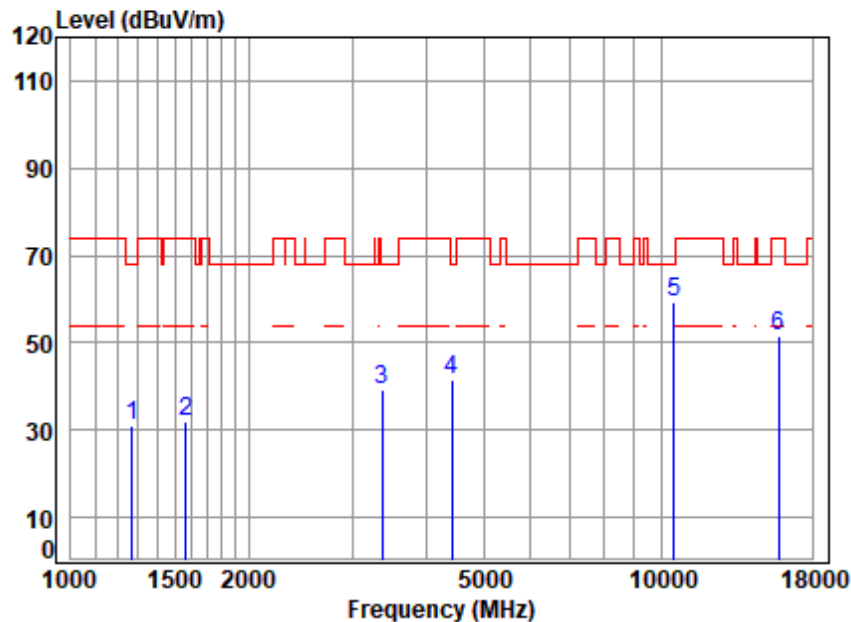


Site : chamber  
Condition: 3m HORIZONTAL  
Job No : 04877AT\00791AT  
Mode : 5260 TX RSE  
Note : 5G WIFI 11A

	Freq	Cable Loss	Ant Factor	Preamp Factor	Read Level	Level	Limit	Over Limit	Remark
	MHz	dB	dB/m	dB	dBuV	dBuV/m	dBuV/m	dB	
1	1256.512	3.76	25.06	54.70	56.09	30.21	68.20	-37.99	peak
2	1663.137	4.27	26.27	54.82	57.22	32.94	74.00	-41.06	peak
3	3357.061	6.40	32.14	54.73	55.41	39.22	74.00	-34.78	peak
4	4405.090	7.14	34.74	54.26	53.59	41.21	68.20	-26.99	peak
5	10520.000	11.37	37.30	53.09	66.09	61.67	68.20	-6.53	peak
6	15780.000	14.08	41.28	51.97	47.69	51.08	74.00	-22.92	peak



Test Mode: 03; Polarity: Vertical; Modulation:802.11a; Bandwidth:20MHz; Channel:Low

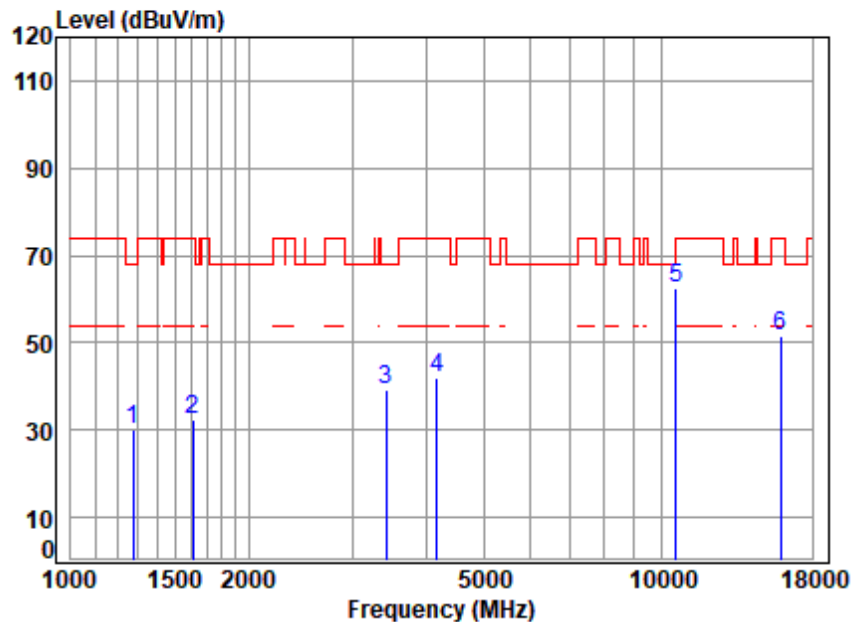


Site : chamber  
Condition: 3m VERTICAL  
Job No : 04877AT\00791AT  
Mode : 5260 TX RSE  
Note : 5G WIFI 11A

		Cable	Ant	Preamp	Read		Limit	Over	
	Freq	Loss	Factor	Factor	Level	Level	Line	Limit	Remark
	MHz	dB	dB/m	dB	dBuV	dBuV/m	dBuV/m	dB	
1	1271.123	3.77	24.97	54.70	56.77	30.81	68.20	-37.39	peak
2	1565.191	4.14	26.94	54.79	55.87	32.16	74.00	-41.84	peak
3	3366.778	6.41	32.20	54.72	55.51	39.40	68.20	-28.80	peak
4	4417.841	7.16	34.59	54.26	54.16	41.65	68.20	-26.55	peak
5	10520.000	11.37	37.30	53.09	63.94	59.52	68.20	-8.68	peak
6	15780.000	14.08	41.28	51.97	48.24	51.63	74.00	-22.37	peak



Test Mode: 03; Polarity: Horizontal; Modulation:802.11a; Bandwidth:20MHz; Channel:middle



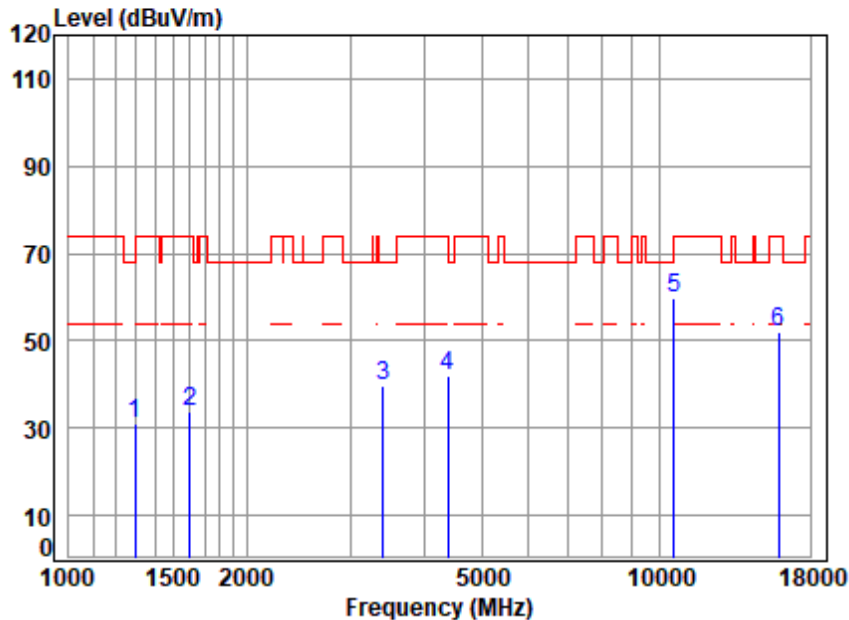
Site : chamber  
Condition: 3m HORIZONTAL  
Job No : 04877AT\00791AT  
Mode : 5300 TX RSE  
Note : 5G WIFI 11A

		Cable	Ant	Preamp	Read		Limit	Over	
	Freq	Loss	Factor	Factor	Level	Level	Line	Limit	Remark
	MHz	dB	dB/m	dB	dBuV	dBuV/m	dBuV/m	dB	
1	1274.802	3.78	24.95	54.71	56.08	30.10	68.20	-38.10	peak
2	1611.091	4.20	26.69	54.81	56.25	32.33	74.00	-41.67	peak
3	3415.787	6.45	32.21	54.68	55.21	39.19	68.20	-29.01	peak
4	4169.698	6.86	33.80	54.28	55.49	41.87	74.00	-32.13	peak
5	10600.000	11.43	37.30	53.08	67.02	62.67	68.20	-5.53	peak
6	15900.000	14.23	41.40	51.88	47.70	51.45	74.00	-22.55	peak





Test Mode: 03; Polarity: Vertical; Modulation:802.11a; Bandwidth:20MHz; Channel:middle

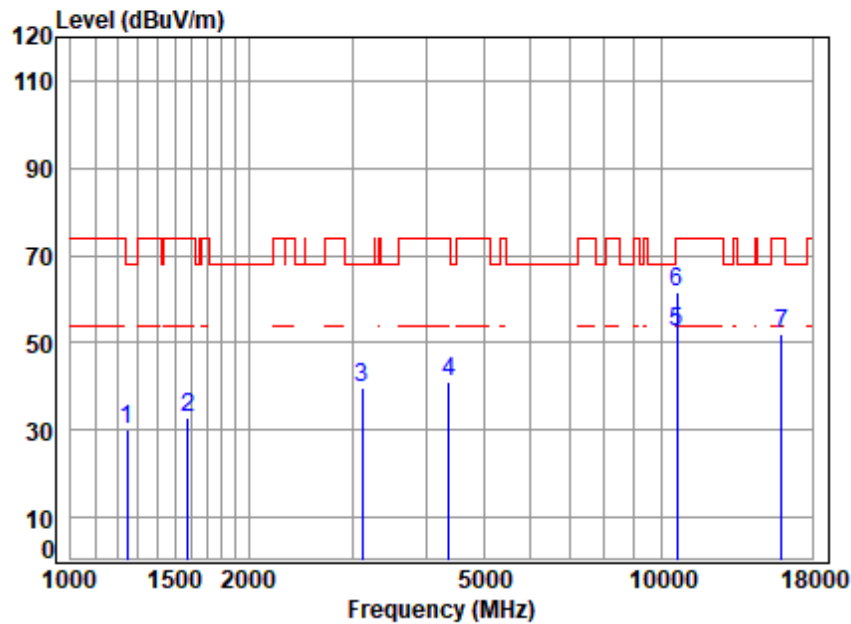


Site : chamber  
Condition: 3m VERTICAL  
Job No : 04877AT\00791AT  
Mode : 5300 TX RSE  
Note : 5G WIFI 11A

		Cable	Ant	Preamp	Read		Limit	Over	
	Freq	Loss	Factor	Factor	Level	Level	Line	Limit	Remark
	MHz	dB	dB/m	dB	dBuV	dBuV/m	dBuV/m	dB	
1	1297.103	3.81	24.82	54.71	57.31	31.23	68.20	-36.97	peak
2	1601.804	4.19	26.78	54.80	57.48	33.65	74.00	-40.35	peak
3	3405.929	6.44	32.33	54.69	55.47	39.55	68.20	-28.65	peak
4	4392.376	7.13	34.74	54.26	54.51	42.12	74.00	-31.88	peak
5	10600.000	11.43	37.30	53.08	64.07	59.72	68.20	-8.48	peak
6	15900.000	14.23	41.40	51.88	48.05	51.80	74.00	-22.20	peak



Test Mode: 03; Polarity: Horizontal; Modulation:802.11a; Bandwidth:20MHz; Channel:High

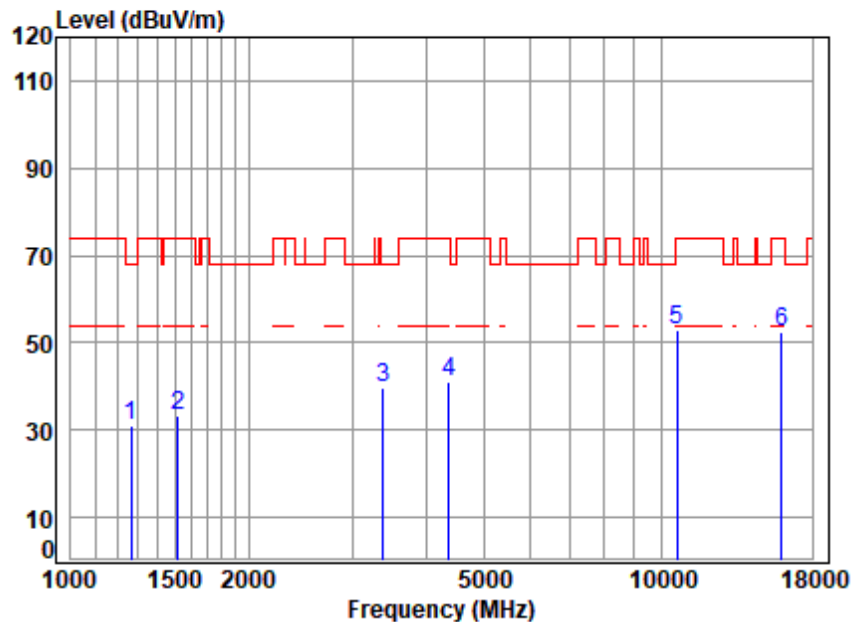


Site : chamber  
Condition: 3m HORIZONTAL  
Job No : 04877AT\00791AT  
Mode : 5320 TX RSE  
Note : 5G WIFI 11A

		Cable	Ant	Preamp	Read		Limit	Over	
	Freq	Loss	Factor	Factor	Level	Level	Line	Limit	Remark
	MHz	dB	dB/m	dB	dBuV	dBuV/m	dBuV/m	dB	
1	1245.663	3.74	25.04	54.70	56.04	30.12	68.20	-38.08	peak
2	1578.822	4.16	26.88	54.80	56.40	32.64	74.00	-41.36	peak
3	3114.025	6.18	31.85	54.91	56.46	39.58	68.20	-28.62	peak
4	4367.058	7.10	34.54	54.26	53.91	41.29	74.00	-32.71	peak
5	q10640.000	11.45	37.22	53.07	56.85	52.45	54.00	-1.55	Average
6	p10640.000	11.45	37.22	53.07	65.80	61.40	74.00	-12.60	peak
7	15960.000	14.30	41.52	51.83	47.84	51.83	74.00	-22.17	peak



Test Mode: 03; Polarity: Vertical; Modulation:802.11a; Bandwidth:20MHz; Channel:High

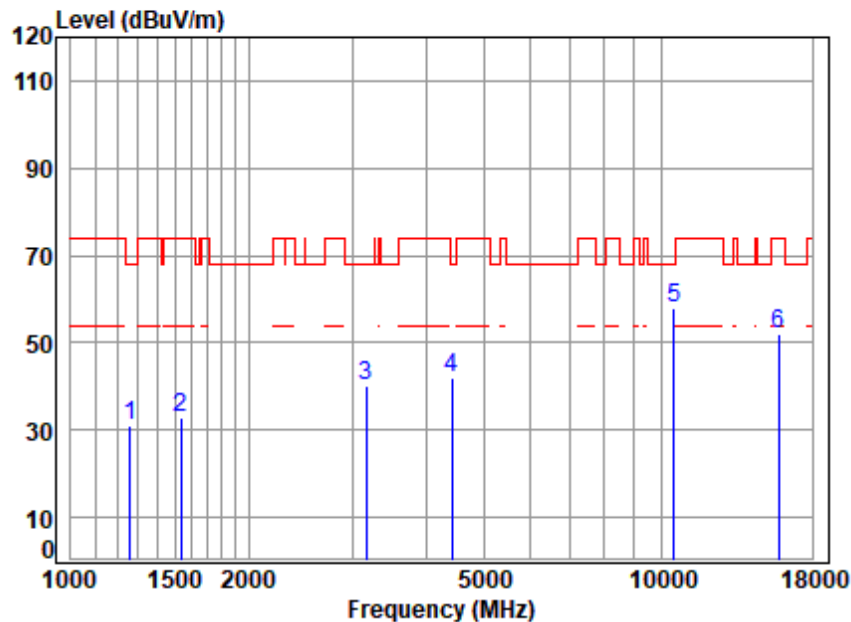


Site : chamber  
Condition: 3m VERTICAL  
Job No : 04877AT\00791AT  
Mode : 5320 TX RSE  
Note : 5G WIFI 11A

		Cable	Ant	Preamp	Read		Limit	Over	
	Freq	Loss	Factor	Factor	Level	Level	Line	Limit	Remark
	MHz	dB	dB/m	dB	dBuV	dBuV/m	dBuV/m	dB	
1	1263.796	3.77	25.02	54.70	57.00	31.09	68.20	-37.11	peak
2	1516.210	4.06	26.86	54.78	57.07	33.21	74.00	-40.79	peak
3	3376.523	6.42	32.26	54.71	55.51	39.48	68.20	-28.72	peak
4	4367.058	7.10	34.54	54.26	53.84	41.22	74.00	-32.78	peak
5	10640.000	11.45	37.22	53.07	57.26	52.86	74.00	-21.14	peak
6	15960.000	14.30	41.52	51.83	48.46	52.45	74.00	-21.55	peak



Test Mode: 03; Polarity: Horizontal; Modulation:802.11n; Bandwidth:20MHz; Channel:Low



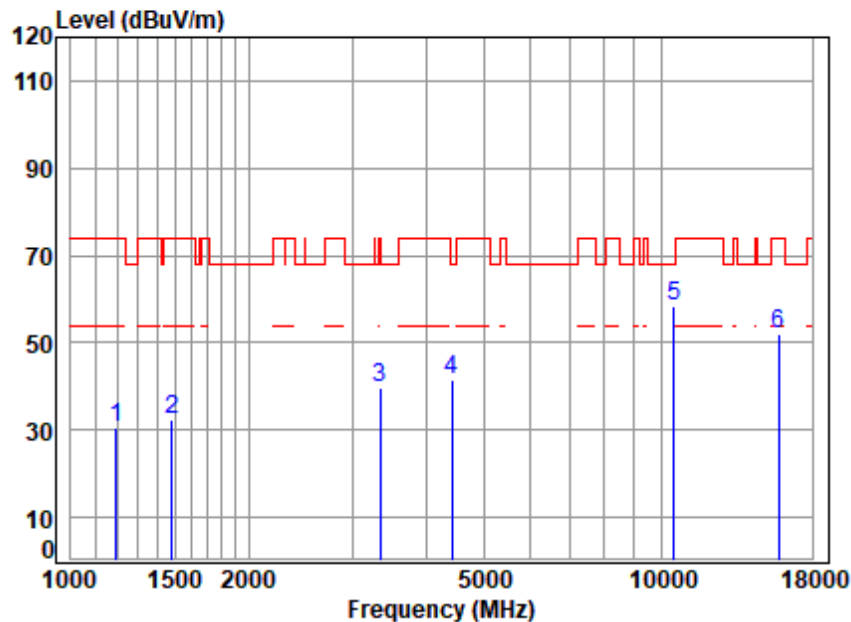
Site : chamber  
Condition: 3m HORIZONTAL  
Job No : 04877AT\00791AT  
Mode : 5260 TX RSE  
Note : 5G WIFI 11N20

		Cable	Ant	Preamp	Read		Limit	Over	
	Freq	Loss	Factor	Factor	Level	Level	Line	Limit	Remark
	MHz	dB	dB/m	dB	dBuV	dBuV/m	dBuV/m	dB	
1	1260.149	3.76	25.04	54.70	57.08	31.18	68.20	-37.02	peak
2	1533.841	4.09	26.94	54.79	56.81	33.05	74.00	-40.95	peak
3	3168.500	6.23	32.65	54.87	56.01	40.02	68.20	-28.18	peak
4	4417.841	7.16	34.59	54.26	54.30	41.79	68.20	-26.41	peak
5	10520.000	11.37	37.30	53.09	62.58	58.16	68.20	-10.04	peak
6	15780.000	14.08	41.28	51.97	48.71	52.10	74.00	-21.90	peak





Test Mode: 03; Polarity: Vertical; Modulation:802.11n; Bandwidth:20MHz; Channel:Low

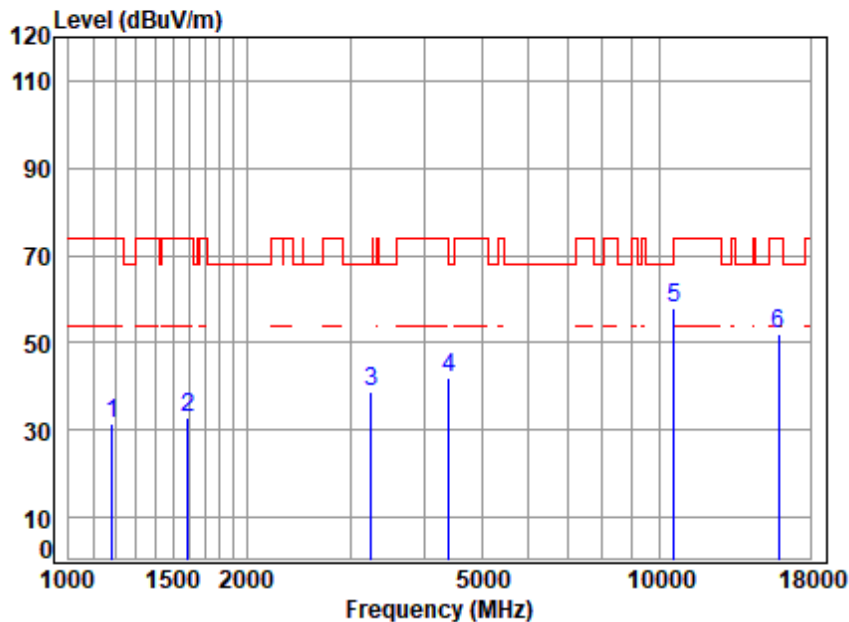


Site : chamber  
Condition: 3m VERTICAL  
Job No : 04877AT\00791AT  
Mode : 5260 TX RSE  
Note : 5G WIFI 11N20

		Cable	Ant	Preamp	Read		Limit	Over	
	Freq	Loss	Factor	Factor	Level	Level	Line	Limit	Remark
	MHz	dB	dB/m	dB	dBuV	dBuV/m	dBuV/m	dB	
1	1192.811	3.67	24.33	54.68	57.41	30.73	74.00	-43.27	peak
2	1485.841	4.02	26.40	54.77	56.65	32.30	74.00	-41.70	peak
3	3347.371	6.39	32.05	54.73	56.14	39.85	74.00	-34.15	peak
4	4417.841	7.16	34.59	54.26	54.24	41.73	68.20	-26.47	peak
5	10520.000	11.37	37.30	53.09	62.71	58.29	68.20	-9.91	peak
6	15780.000	14.08	41.28	51.97	48.81	52.20	74.00	-21.80	peak



Test Mode: 03; Polarity: Horizontal; Modulation:802.11n; Bandwidth:20MHz; Channel:middle

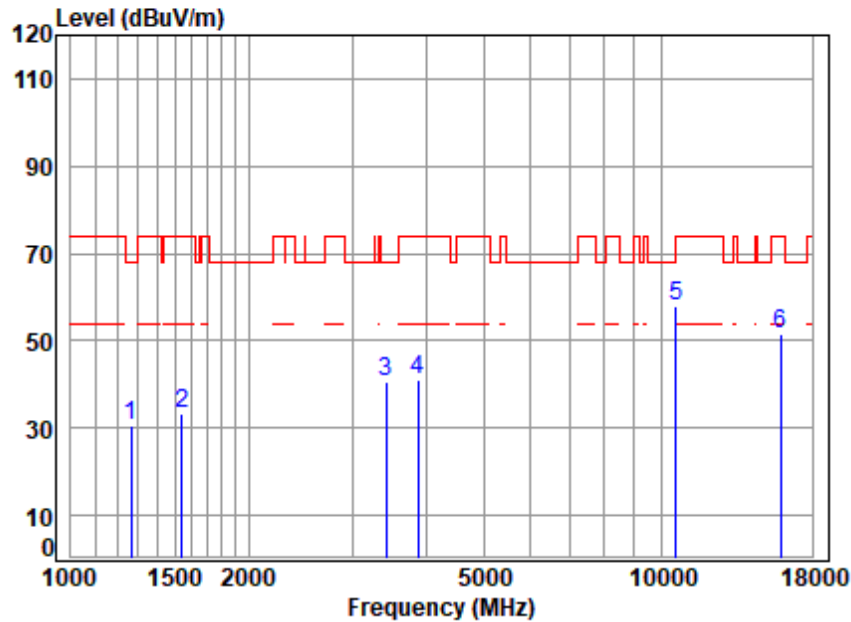


Site : chamber  
Condition: 3m HORIZONTAL  
Job No : 04877AT\00791AT  
Mode : 5300 TX RSE  
Note : 5G WIFI 11N20

		Cable	Ant	Preamp	Read		Limit	Over	
	Freq	Loss	Factor	Factor	Level	Level	Line	Limit	Remark
	MHz	dB	dB/m	dB	dBuV	dBuV/m	dBuV/m	dB	
1	1182.513	3.66	24.23	54.67	58.08	31.30	74.00	-42.70	peak
2	1592.571	4.18	26.83	54.80	56.84	33.05	74.00	-40.95	peak
3	3252.005	6.31	32.06	54.80	55.24	38.81	68.20	-29.39	peak
4	4405.090	7.14	34.74	54.26	54.28	41.90	68.20	-26.30	peak
5	10600.000	11.43	37.30	53.08	62.08	57.73	68.20	-10.47	peak
6	15900.000	14.23	41.40	51.88	48.34	52.09	74.00	-21.91	peak



Test Mode: 03; Polarity: Vertical; Modulation:802.11n; Bandwidth:20MHz; Channel:middle

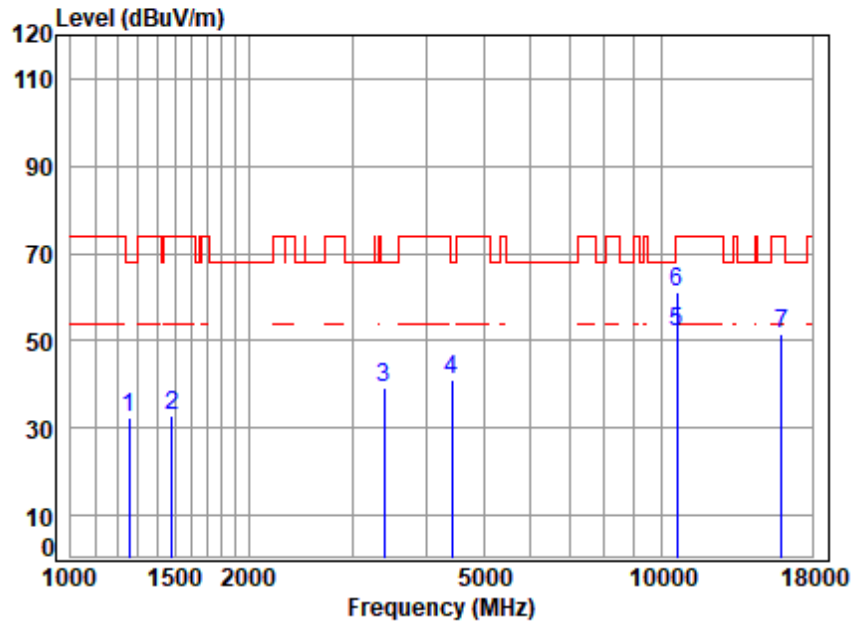


Site : chamber  
Condition: 3m VERTICAL  
Job No : 04877AT\00791AT  
Mode : 5300 TX RSE  
Note : 5G WIFI 11N20

		Cable	Ant	Preamp	Read		Limit	Over	
	Freq	Loss	Factor	Factor	Level	Level	Line	Limit	Remark
	MHz	dB	dB/m	dB	dBuV	dBuV/m	dBuV/m	dB	
1	1267.454	3.77	25.00	54.70	56.33	30.40	68.20	-37.80	peak
2	1542.733	4.10	26.97	54.79	56.81	33.09	74.00	-40.91	peak
3	3415.787	6.45	32.21	54.68	56.78	40.76	68.20	-27.44	peak
4	3867.831	6.62	33.35	54.38	55.41	41.00	74.00	-33.00	peak
5	10600.000	11.43	37.30	53.08	62.18	57.83	68.20	-10.37	peak
6	15900.000	14.23	41.40	51.88	47.83	51.58	74.00	-22.42	peak



Test Mode: 03; Polarity: Horizontal; Modulation:802.11n; Bandwidth:20MHz; Channel:High



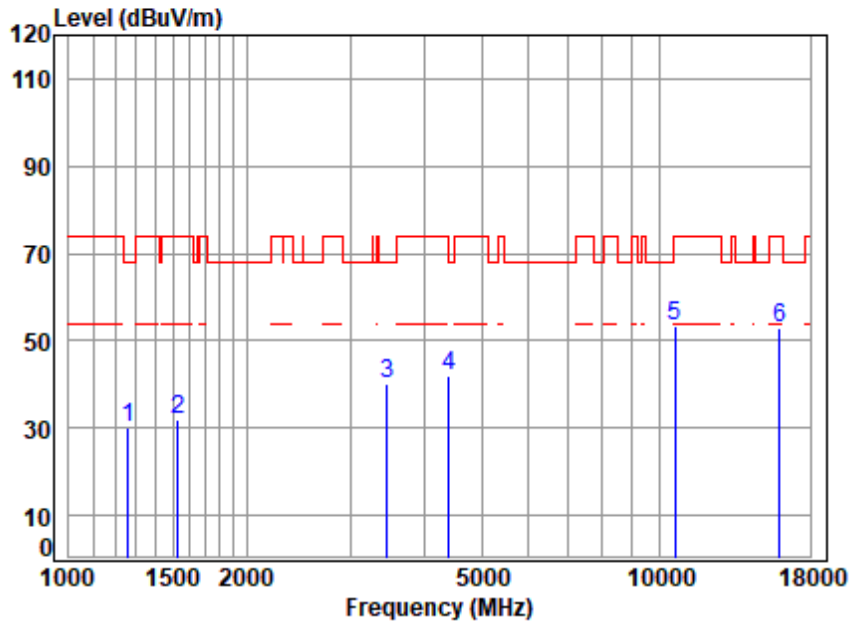
Site : chamber  
Condition: 3m HORIZONTAL  
Job No : 04877AT\00791AT  
Mode : 5320 TX RSE  
Note : 5G WIFI 11N20

		Cable	Ant	Preamp	Read		Limit	Over	
	Freq	Loss	Factor	Factor	Level	Level	Line	Limit	Remark
	MHz	dB	dB/m	dB	dBuV	dBuV/m	dBuV/m	dB	
1	1256.512	3.76	25.06	54.70	58.26	32.38	68.20	-35.82	peak
2	1481.553	4.02	26.28	54.77	57.11	32.64	74.00	-41.36	peak
3	3396.098	6.43	32.38	54.70	54.98	39.09	68.20	-29.11	peak
4	4417.841	7.16	34.59	54.26	53.57	41.06	68.20	-27.14	peak
5	q10640.000	11.45	37.22	53.07	56.36	51.96	54.00	-2.04	Average
6	p10640.000	11.45	37.22	53.07	65.37	60.97	74.00	-13.03	peak
7	15960.000	14.30	41.52	51.83	47.75	51.74	74.00	-22.26	peak





Test Mode: 03; Polarity: Vertical; Modulation:802.11n; Bandwidth:20MHz; Channel:High

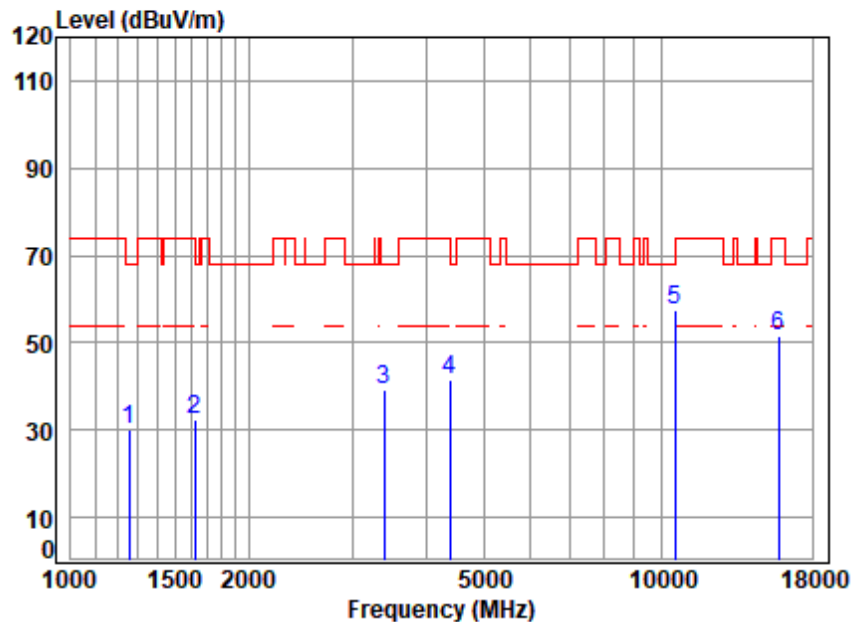


Site : chamber  
Condition: 3m VERTICAL  
Job No : 04877AT\00791AT  
Mode : 5320 TX RSE  
Note : 5G WIFI 11N20

	Freq	Cable Loss	Ant Factor	Preamp Factor	Read Level	Level	Limit	Over Limit	Remark
	MHz	dB	dB/m	dB	dBuV	dBuV/m	dBuV/m	dB	
1	1260.149	3.76	25.04	54.70	56.18	30.28	68.20	-37.92	peak
2	1529.414	4.08	26.92	54.78	55.88	32.10	74.00	-41.90	peak
3	3455.508	6.48	31.78	54.66	56.33	39.93	68.20	-28.27	peak
4	4405.090	7.14	34.74	54.26	54.50	42.12	68.20	-26.08	peak
5	10640.000	11.45	37.22	53.07	57.62	53.22	74.00	-20.78	peak
6	15960.000	14.30	41.52	51.83	49.04	53.03	74.00	-20.97	peak



Test Mode: 03; Polarity: Horizontal; Modulation:802.11n; Bandwidth:40MHz; Channel:Low

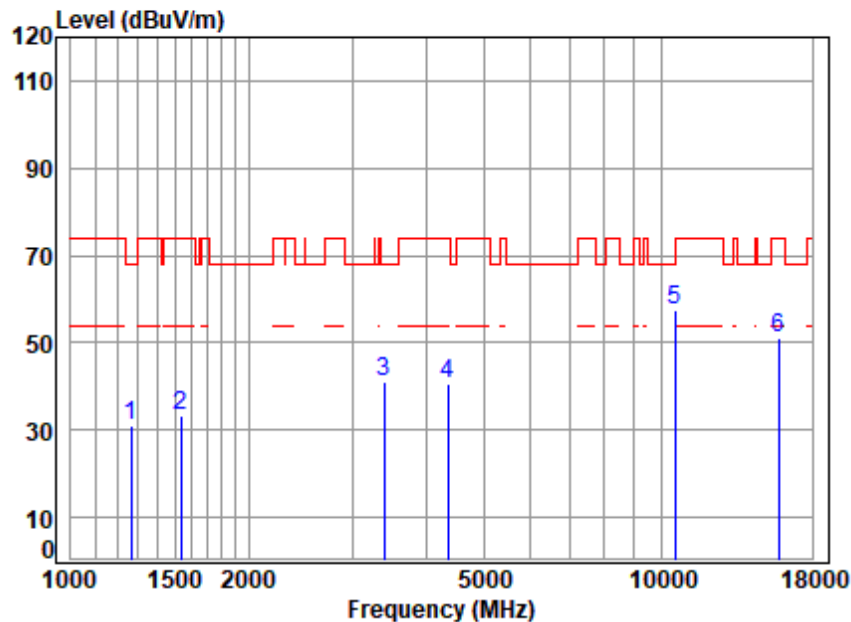


Site : chamber  
Condition: 3m HORIZONTAL  
Job No : 04877AT\00791AT  
Mode : 5270 TX RSE  
Note : 5G WIFI 11N40

		Cable	Ant	Preamp	Read		Limit	Over	
	Freq	Loss	Factor	Factor	Level	Level	Line	Limit	Remark
	MHz	dB	dB/m	dB	dBuV	dBuV/m	dBuV/m	dB	
1	1256.512	3.76	25.06	54.70	56.18	30.30	68.20	-37.90	peak
2	1620.431	4.21	26.60	54.81	56.39	32.39	74.00	-41.61	peak
3	3396.098	6.43	32.38	54.70	55.03	39.14	68.20	-29.06	peak
4	4392.376	7.13	34.74	54.26	53.92	41.53	74.00	-32.47	peak
5	10540.000	11.39	37.30	53.09	61.83	57.43	68.20	-10.77	peak
6	15810.000	14.12	41.31	51.95	47.95	51.43	74.00	-22.57	peak



Test Mode: 03; Polarity: Vertical; Modulation:802.11n; Bandwidth:40MHz; Channel:Low

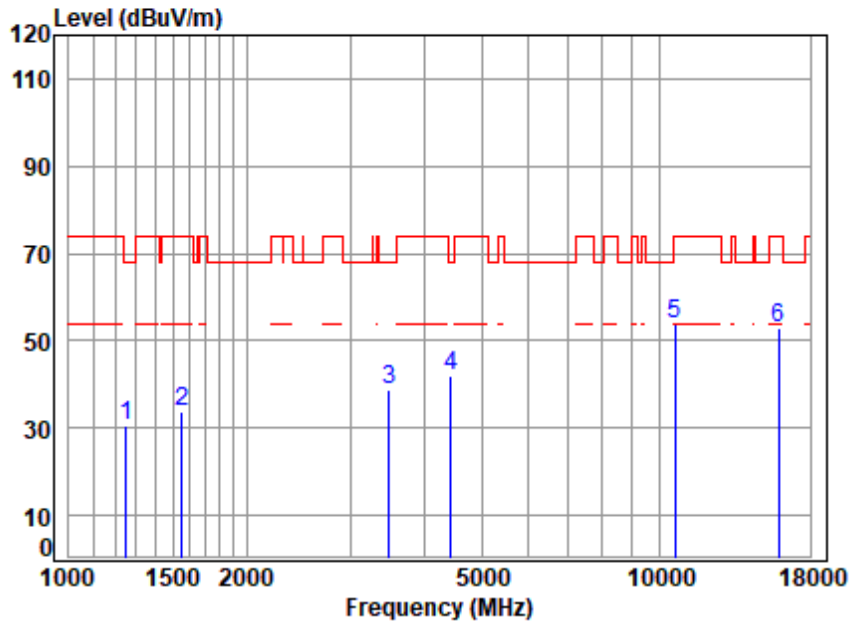


Site : chamber  
Condition: 3m VERTICAL  
Job No : 04877AT\00791AT  
Mode : 5270 TX RSE  
Note : 5G WIFI 11N40

	Freq	Cable Loss	Ant Factor	Preamp Factor	Read Level	Level	Limit	Over Limit	Remark
	MHz	dB	dB/m	dB	dBuV	dBuV/m	dBuV/m	dB	
1	1263.796	3.77	25.02	54.70	57.11	31.20	68.20	-37.00	peak
2	1533.841	4.09	26.94	54.79	57.03	33.27	74.00	-40.73	peak
3	3396.098	6.43	32.38	54.70	56.85	40.96	68.20	-27.24	peak
4	4354.454	7.08	34.44	54.26	53.57	40.83	74.00	-33.17	peak
5	10540.000	11.39	37.30	53.09	61.77	57.37	68.20	-10.83	peak
6	15810.000	14.12	41.31	51.95	47.71	51.19	74.00	-22.81	peak



Test Mode: 03; Polarity: Horizontal; Modulation:802.11n; Bandwidth:40MHz; Channel:High



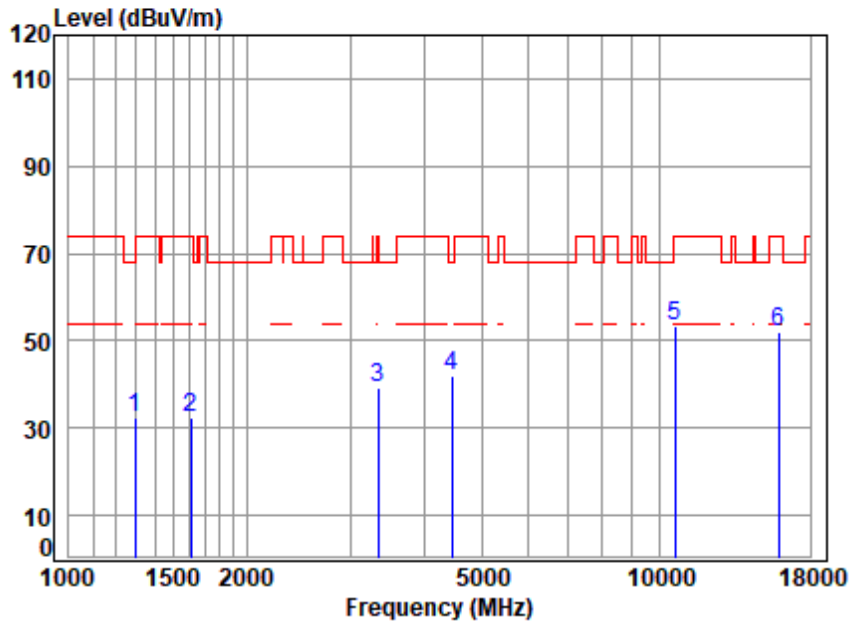
Site : chamber  
Condition: 3m HORIZONTAL  
Job No : 04877AT\00791AT  
Mode : 5310 TX RSE  
Note : 5G WIFI 11N40

	Freq	Cable Loss	Ant Factor	Preamp Factor	Read Level	Level	Limit Line	Over Limit	Remark
	MHz	dB	dB/m	dB	dBuV	dBuV/m	dBuV/m	dB	
1	1249.269	3.75	25.09	54.70	56.26	30.40	68.20	-37.80	peak
2	1556.169	4.12	26.98	54.79	57.39	33.70	74.00	-40.30	peak
3	3485.601	6.51	31.66	54.63	55.39	38.93	68.20	-29.27	peak
4	4443.453	7.19	34.28	54.25	54.61	41.83	68.20	-26.37	peak
5	10620.000	11.44	37.26	53.07	58.04	53.67	74.00	-20.33	peak
6	15930.000	14.27	41.46	51.85	49.24	53.12	74.00	-20.88	peak





Test Mode: 03; Polarity: Vertical; Modulation:802.11n; Bandwidth:40MHz; Channel:High

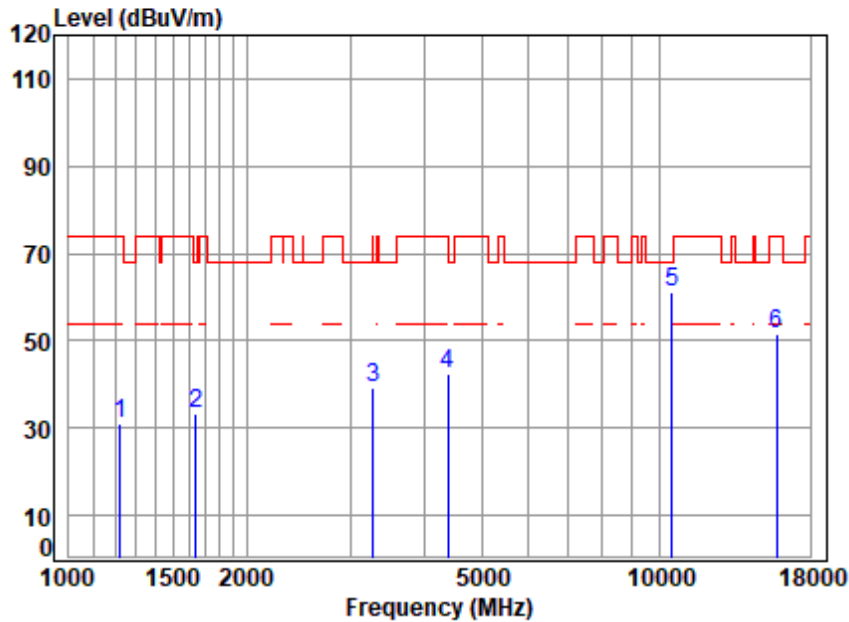


Site : chamber  
Condition: 3m VERTICAL  
Job No : 04877AT\00791AT  
Mode : 5310 TX RSE  
Note : 5G WIFI 11N40

		Cable	Ant	Preamp	Read		Limit	Over	
	Freq	Loss	Factor	Factor	Level	Level	Line	Limit	Remark
	MHz	dB	dB/m	dB	dBuV	dBuV/m	dBuV/m	dB	
1	1293.359	3.80	24.84	54.71	58.61	32.54	68.20	-35.66	peak
2	1611.091	4.20	26.69	54.81	56.23	32.31	74.00	-41.69	peak
3	3347.371	6.39	32.05	54.73	55.45	39.16	74.00	-34.84	peak
4	4456.315	7.20	34.12	54.25	54.84	41.91	68.20	-26.29	peak
5	10620.000	11.44	37.26	53.07	57.85	53.48	74.00	-20.52	peak
6	15930.000	14.27	41.46	51.85	48.19	52.07	74.00	-21.93	peak



Test Mode: 03; Polarity: Horizontal; Modulation: 802.11ax(Full RU0); Bandwidth: 20MHz; Channel: Low

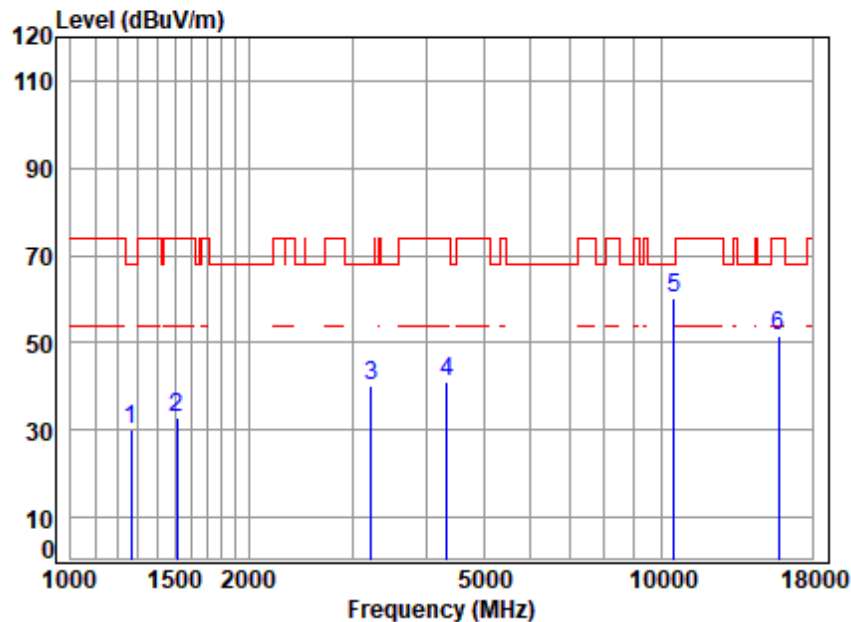


Site : chamber  
Condition: 3m HORIZONTAL  
Job No : 04877AT\00791AT  
Mode : 5260 TX RSE  
Note : 5G WIFI 11AX20

		Cable	Ant	Preamp	Read		Limit	Over	
	Freq	Loss	Factor	Factor	Level	Level	Line	Limit	Remark
	MHz	dB	dB/m	dB	dBuV	dBuV/m	dBuV/m	dB	
1	1224.247	3.71	24.74	54.69	57.04	30.80	74.00	-43.20	peak
2	1639.274	4.24	26.41	54.81	57.32	33.16	68.20	-35.04	peak
3	3270.858	6.32	31.72	54.79	56.08	39.33	68.20	-28.87	peak
4	4392.376	7.13	34.74	54.26	54.96	42.57	74.00	-31.43	peak
5	10520.000	11.37	37.30	53.09	65.51	61.09	68.20	-7.11	peak
6	15780.000	14.08	41.28	51.97	48.35	51.74	74.00	-22.26	peak



Test Mode: 03; Polarity: Vertical; Modulation:802.11ax(Full RU0); Bandwidth:20MHz; Channel:Low



Site : chamber  
Condition: 3m VERTICAL  
Job No : 04877AT\00791AT  
Mode : 5260 TX RSE  
Note : 5G WIFI 11AX20

		Cable	Ant	Preamp	Read		Limit	Over	
	Freq	Loss	Factor	Factor	Level	Level	Line	Limit	Remark
	MHz	dB	dB/m	dB	dBuV	dBuV/m	dBuV/m	dB	
1	1267.454	3.77	25.00	54.70	56.16	30.23	68.20	-37.97	peak
2	1511.833	4.06	26.85	54.78	56.78	32.91	74.00	-41.09	peak
3	3223.928	6.28	32.52	54.82	56.27	40.25	68.20	-27.95	peak
4	4329.354	7.05	34.23	54.26	54.18	41.20	74.00	-32.80	peak
5	10520.000	11.37	37.30	53.09	64.72	60.30	68.20	-7.90	peak
6	15780.000	14.08	41.28	51.97	48.28	51.67	74.00	-22.33	peak



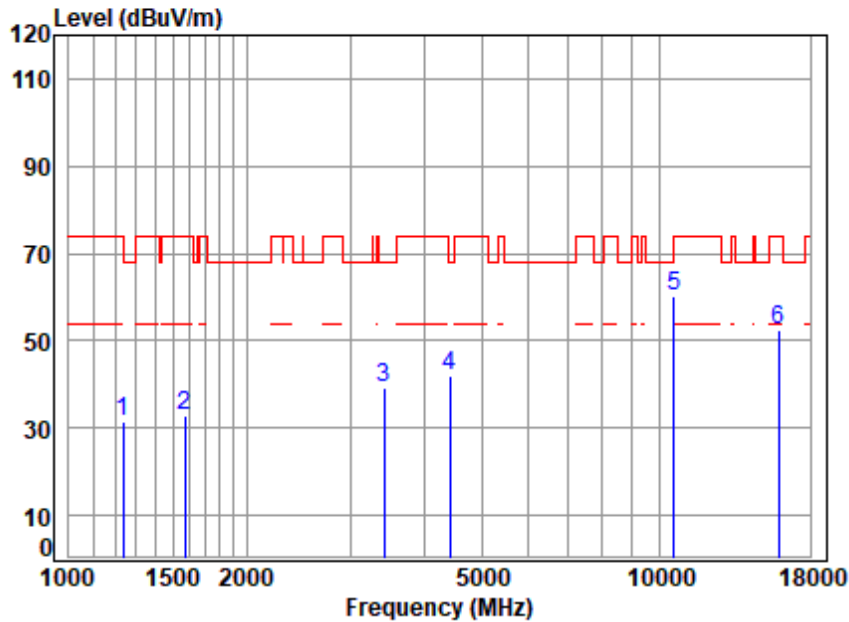
## SGS-CSTC Standards Technical Services Co., Ltd. Shenzhen Branch

SZEMC-TRF-01 Rev. A/1

Report No.: SZCR241200487703

Page: 76 of 1136

Test Mode: 03; Polarity: Horizontal; Modulation:802.11ax(Full RU0); Bandwidth:20MHz; Channel:middle



Site : chamber  
Condition: 3m HORIZONTAL  
Job No : 04877AT\00791AT  
Mode : 5300 TX RSE  
Note : 5G WIFI 11AX20

		Cable	Ant	Preamp	Read		Limit	Over	
	Freq	Loss	Factor	Factor	Level	Level	Line	Limit	Remark
	MHz	dB	dB/m	dB	dBuV	dBuV/m	dBuV/m	dB	
1	1238.483	3.73	24.94	54.69	57.35	31.33	74.00	-42.67	peak
2	1574.265	4.15	26.90	54.80	56.38	32.63	74.00	-41.37	peak
3	3415.787	6.45	32.21	54.68	55.15	39.13	68.20	-29.07	peak
4	4417.841	7.16	34.59	54.26	54.34	41.83	68.20	-26.37	peak
5	10600.000	11.43	37.30	53.08	64.71	60.36	68.20	-7.84	peak
6	15900.000	14.23	41.40	51.88	48.87	52.62	74.00	-21.38	peak



SGS-CSTC Standards Technical Services Co., Ltd.  
Shenzhen Branch (SZEMC) Laboratory

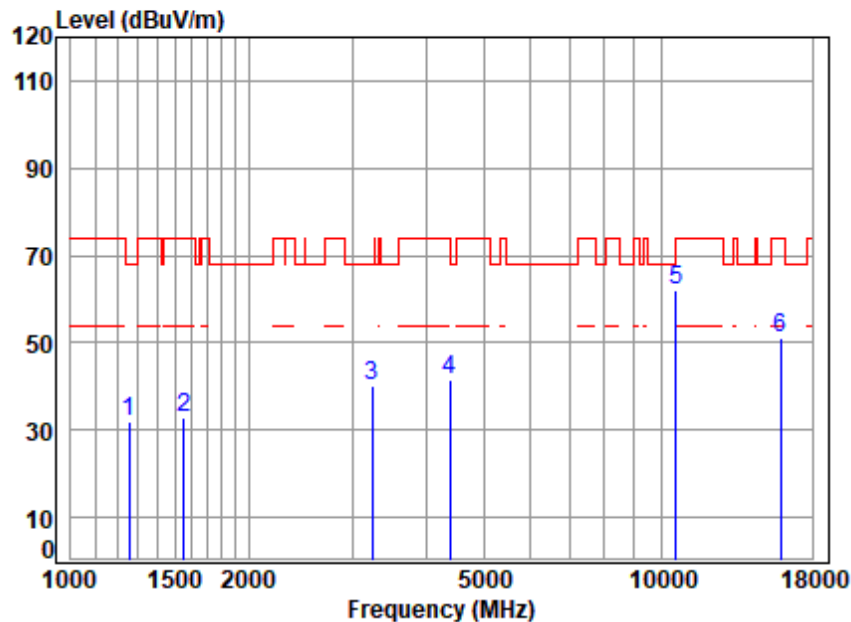
Unless otherwise agreed in writing, this document is issued by the Company subject to its General Conditions of Service printed overleaf, available on request or accessible at <https://www.sgs.com/en/Terms-and-Conditions>. Attention is drawn to the limitation of liability, indemnification and jurisdiction issues defined therein. Any holder of this document is advised that information contained hereon reflects the Company's findings at the time of its intervention only and within the limits of Client's instructions, if any. The Company's sole responsibility is to its Client and this document does not exonerate parties to a transaction from exercising all their rights and obligations under the transaction documents. This document cannot be reproduced except in full, without prior written approval of the Company. Any unauthorized alteration, forgery or falsification of the content or appearance of this document is unlawful and offenders may be prosecuted to the fullest extent of the law. Unless otherwise stated the results shown in this test report refer only to the sample(s) tested and such sample(s) are retained for 30 days only.

Attention: To check the authenticity of testing /inspection report & certificate, please contact us at telephone: (86-755) 8307 1443, or email: [CN.Doccheck@sgs.com](mailto:CN.Doccheck@sgs.com)

No.1 Workshop, M-10, Middle Section, Science & Technology Park, Nanshan District, Shenzhen, Guangdong, China 518057 t (86-755) 26012053 f (86-755) 26710594 www.sgs.com.cn  
中国·广东·深圳市南山区科技园中区M-10栋1号厂房 邮编: 518057 t (86-755) 26012053 f (86-755) 26710594 sgs.china@sgs.com



Test Mode: 03; Polarity: Vertical; Modulation:802.11ax(Full RU0); Bandwidth:20MHz; Channel:middle

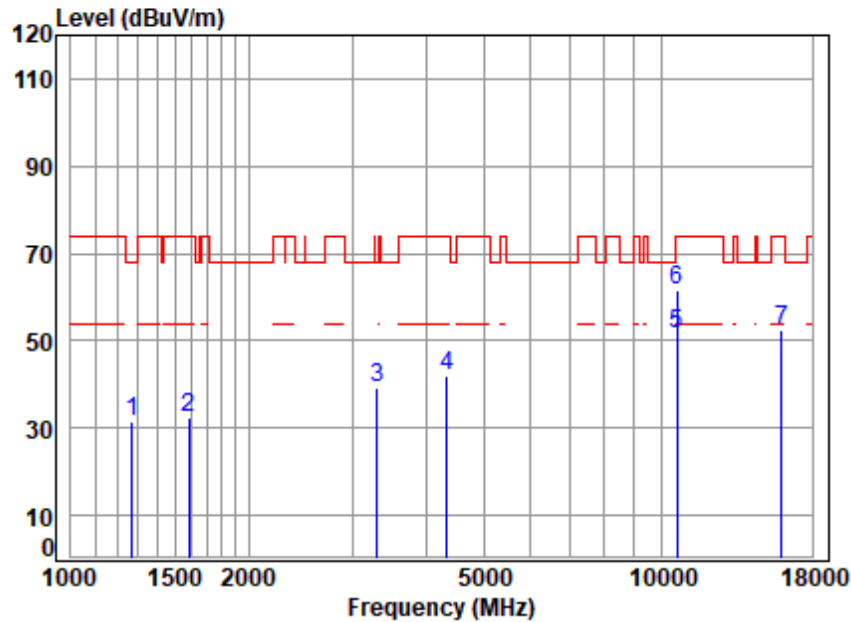


Site : chamber  
Condition: 3m VERTICAL  
Job No : 04877AT\00791AT  
Mode : 5300 TX RSE  
Note : 5G WIFI 11AX20

	Freq	Cable Loss	Ant Factor	Preamp Factor	Read Level	Level	Limit	Over Limit	Remark
	MHz	dB	dB/m	dB	dBuV	dBuV/m	dBuV/m	dB	
1	1256.512	3.76	25.06	54.70	57.80	31.92	68.20	-36.28	peak
2	1556.169	4.12	26.98	54.79	56.63	32.94	74.00	-41.06	peak
3	3233.260	6.29	32.37	54.82	56.26	40.10	68.20	-28.10	peak
4	4379.699	7.11	34.64	54.26	54.10	41.59	74.00	-32.41	peak
5	10600.000	11.43	37.30	53.08	66.20	61.85	68.20	-6.35	peak
6	15900.000	14.23	41.40	51.88	47.27	51.02	74.00	-22.98	peak



Test Mode: 03; Polarity: Horizontal; Modulation:802.11ax(Full RU0); Bandwidth:20MHz; Channel:High

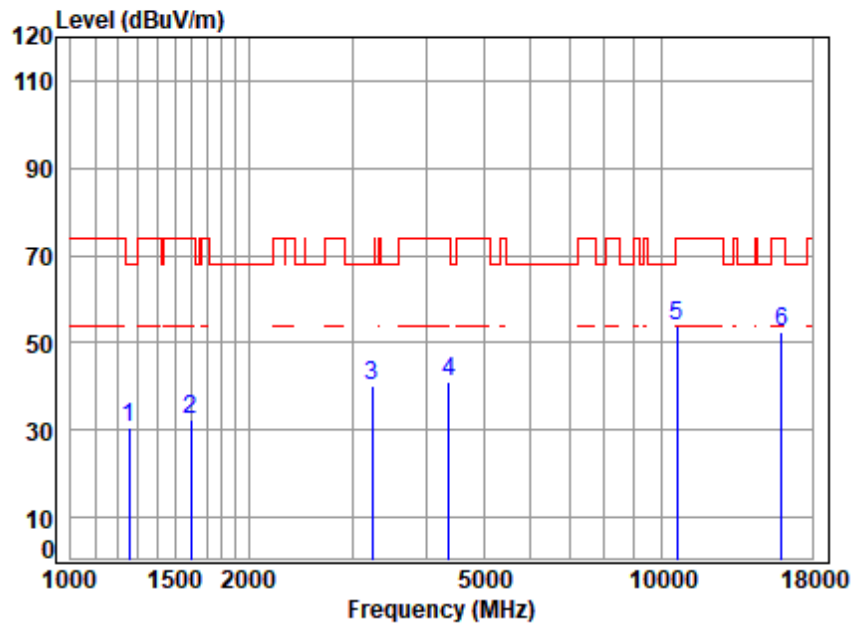


Site : chamber  
Condition: 3m HORIZONTAL  
Job No : 04877AT\00791AT  
Mode : 5320 TX RSE  
Note : 5G WIFI 11AX20

		Cable	Ant	Preamp	Read		Limit	Over	
	Freq	Loss	Factor	Factor	Level	Level	Line	Limit	Remark
	MHz	dB	dB/m	dB	dBuV	dBuV/m	dBuV/m	dB	
1	1271.123	3.77	24.97	54.70	57.60	31.64	68.20	-36.56	peak
2	1583.392	4.16	26.87	54.80	56.14	32.37	74.00	-41.63	peak
3	3299.344	6.35	31.21	54.77	56.41	39.20	68.20	-29.00	peak
4	4341.886	7.07	34.34	54.26	54.62	41.77	74.00	-32.23	peak
5	q10640.000	11.45	37.22	53.07	55.85	51.45	54.00	-2.55	Average
6	p10640.000	11.45	37.22	53.07	65.92	61.52	74.00	-12.48	peak
7	15960.000	14.30	41.52	51.83	48.42	52.41	74.00	-21.59	peak



Test Mode: 03; Polarity: Vertical; Modulation:802.11ax(Full RU0); Bandwidth:20MHz; Channel:High



Site : chamber  
Condition: 3m VERTICAL  
Job No : 04877AT\00791AT  
Mode : 5320 TX RSE  
Note : 5G WIFI 11AX20

	Freq	Cable Loss	Ant Factor	Preamp Factor	Read Level	Level	Limit	Over Limit	Remark
	MHz	dB	dB/m	dB	dBuV	dBuV/m	dBuV/m	dB	
1	1256.512	3.76	25.06	54.70	56.60	30.72	68.20	-37.48	peak
2	1597.181	4.18	26.81	54.80	56.41	32.60	74.00	-41.40	peak
3	3233.260	6.29	32.37	54.82	56.17	40.01	68.20	-28.19	peak
4	4367.058	7.10	34.54	54.26	53.87	41.25	74.00	-32.75	peak
5	10640.000	11.45	37.22	53.07	58.02	53.62	74.00	-20.38	peak
6	15960.000	14.30	41.52	51.83	48.62	52.61	74.00	-21.39	peak



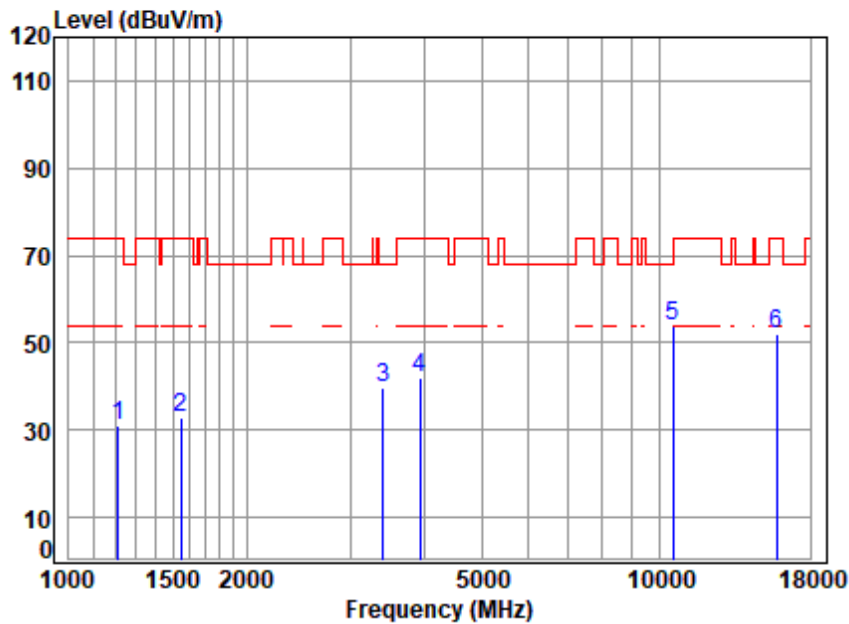
## SGS-CSTC Standards Technical Services Co., Ltd. Shenzhen Branch

SZEMC-TRF-01 Rev. A/1

Report No.: SZCR241200487703

Page: 80 of 1136

Test Mode: 03; Polarity: Horizontal; Modulation: 802.11ax(Full RU0); Bandwidth: 40MHz; Channel: Low



Site : chamber  
Condition: 3m HORIZONTAL  
Job No : 04877AT\00791AT  
Mode : 5270 TX RSE  
Note : 5G WIFI 11AX40

		Cable	Ant	Preamp	Read		Limit	Over	
	Freq	Loss	Factor	Factor	Level	Level	Line	Limit	Remark
	MHz	dB	dB/m	dB	dBuV	dBuV/m	dBuV/m	dB	
1	1210.174	3.70	24.54	54.68	57.33	30.89	74.00	-43.11	peak
2	1547.199	4.11	26.99	54.79	56.64	32.95	74.00	-41.05	peak
3	3405.929	6.44	32.33	54.69	55.69	39.77	68.20	-28.43	peak
4	3935.493	6.63	33.59	54.34	56.07	41.95	74.00	-32.05	peak
5	10540.000	11.39	37.30	53.09	58.04	53.64	68.20	-14.56	peak
6	15810.000	14.12	41.31	51.95	48.36	51.84	74.00	-22.16	peak



SGS-CSTC Standards Technical Services Co., Ltd.  
Shenzhen Branch Inspection & Testing Laboratory

Unless otherwise agreed in writing, this document is issued by the Company subject to its General Conditions of Service printed overleaf, available on request or accessible at <https://www.sgs.com/en/Terms-and-Conditions>. Attention is drawn to the limitation of liability, indemnification and jurisdiction issues defined therein. Any holder of this document is advised that information contained hereon reflects the Company's findings at the time of its intervention only and within the limits of Client's instructions, if any. The Company's sole responsibility is to its Client and this document does not exonerate parties to a transaction from exercising all their rights and obligations under the transaction documents. This document cannot be reproduced except in full, without prior written approval of the Company. Any unauthorized alteration, forgery or falsification of the content or appearance of this document is unlawful and offenders may be prosecuted to the fullest extent of the law. Unless otherwise stated the results shown in this test report refer only to the sample(s) tested and such sample(s) are retained for 30 days only.

Attention: To check the authenticity of testing /inspection report & certificate, please contact us at telephone: (86-755) 8307 1443, or email: [CN.Doccheck@sgs.com](mailto:CN.Doccheck@sgs.com)

No.1 Workshop, M-10, Middle Section, Science & Technology Park, Nanshan District, Shenzhen, Guangdong, China 518057 t (86-755) 26012053 f (86-755) 26710594 www.sgs.com.cn  
中国·广东·深圳市南山区科技园中区M-10栋1号厂房 邮编: 518057 t (86-755) 26012053 f (86-755) 26710594 sgs.china@sgs.com



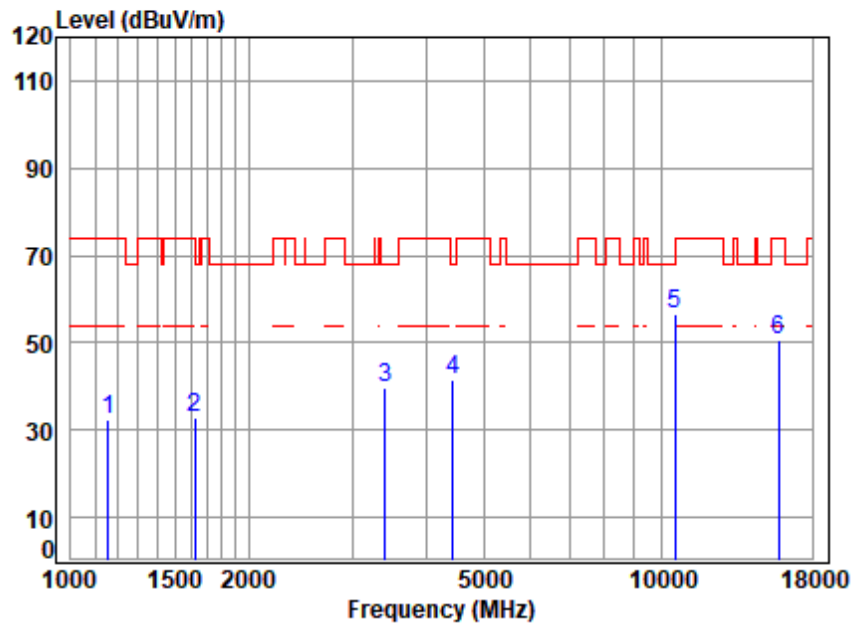
## SGS-CSTC Standards Technical Services Co., Ltd. Shenzhen Branch

SZEMC-TRF-01 Rev. A/1

Report No.: SZCR241200487703

Page: 81 of 1136

Test Mode: 03; Polarity: Vertical; Modulation:802.11ax(Full RU0); Bandwidth:40MHz; Channel:Low



Site : chamber  
Condition: 3m VERTICAL  
Job No : 04877AT\00791AT  
Mode : 5270 TX RSE  
Note : 5G WIFI 11AX40

	Freq	Cable Loss	Ant Factor	Preamp Factor	Read Level	Level	Limit	Over Limit	Remark
	MHz	dB	dB/m	dB	dBuV	dBuV/m	dBuV/m	dB	
1	1158.828	3.63	23.99	54.66	59.40	32.36	74.00	-41.64	peak
2	1620.431	4.21	26.60	54.81	56.70	32.70	74.00	-41.30	peak
3	3405.929	6.44	32.33	54.69	55.72	39.80	68.20	-28.40	peak
4	4430.628	7.17	34.43	54.25	54.40	41.75	68.20	-26.45	peak
5	10540.000	11.39	37.30	53.09	61.01	56.61	68.20	-11.59	peak
6	15810.000	14.12	41.31	51.95	47.20	50.68	74.00	-23.32	peak



SGS-CSTC Standards Technical Services Co., Ltd.  
Shenzhen Branch

Unless otherwise agreed in writing, this document is issued by the Company subject to its General Conditions of Service printed overleaf, available on request or accessible at <https://www.sgs.com/en/Terms-and-Conditions>. Attention is drawn to the limitation of liability, indemnification and jurisdiction issues defined therein. Any holder of this document is advised that information contained hereon reflects the Company's findings at the time of its intervention only and within the limits of Client's instructions, if any. The Company's sole responsibility is to its Client and this document does not exonerate parties to a transaction from exercising all their rights and obligations under the transaction documents. This document cannot be reproduced except in full, without prior written approval of the Company. Any unauthorized alteration, forgery or falsification of the content or appearance of this document is unlawful and offenders may be prosecuted to the fullest extent of the law. Unless otherwise stated the results shown in this test report refer only to the sample(s) tested and such sample(s) are retained for 30 days only.

Attention: To check the authenticity of testing /inspection report & certificate, please contact us at telephone: (86-755) 8307 1443, or email: [CN.Doccheck@sgs.com](mailto:CN.Doccheck@sgs.com)

No.1 Workshop, M-10, Middle Section, Science & Technology Park, Nanshan District, Shenzhen, Guangdong, China 518057 t (86-755) 26012053 f (86-755) 26710594 www.sgs.com.cn  
中国·广东·深圳市南山区科技园中区M-10栋1号厂房 邮编: 518057 t (86-755) 26012053 f (86-755) 26710594 sgs.china@sgs.com

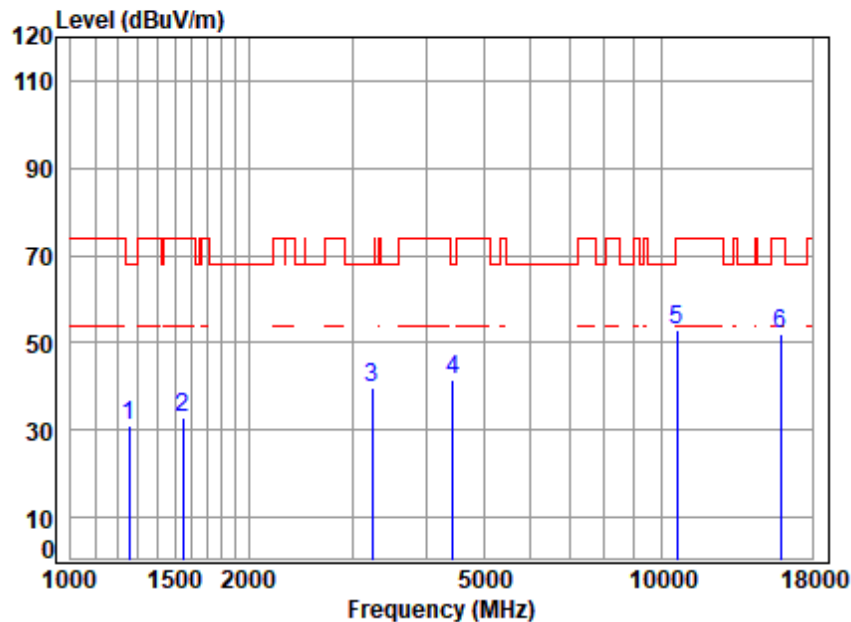
## SGS-CSTC Standards Technical Services Co., Ltd. Shenzhen Branch

SZEMC-TRF-01 Rev. A/1

Report No.: SZCR241200487703

Page: 82 of 1136

Test Mode: 03; Polarity: Horizontal; Modulation:802.11ax(Full RU0); Bandwidth:40MHz; Channel:High



Site : chamber  
Condition: 3m HORIZONTAL  
Job No : 04877AT\00791AT  
Mode : 5310 TX RSE  
Note : 5G WIFI 11AX40

		Cable	Ant	Preamp	Read		Limit	Over	
	Freq	Loss	Factor	Factor	Level	Level	Line	Limit	Remark
	MHz	dB	dB/m	dB	dBuV	dBuV/m	dBuV/m	dB	
1	1256.512	3.76	25.06	54.70	57.03	31.15	68.20	-37.05	peak
2	1547.199	4.11	26.99	54.79	56.71	33.02	74.00	-40.98	peak
3	3242.619	6.30	32.22	54.81	55.80	39.51	68.20	-28.69	peak
4	4443.453	7.19	34.28	54.25	54.17	41.39	68.20	-26.81	peak
5	10620.000	11.44	37.26	53.07	57.47	53.10	74.00	-20.90	peak
6	15930.000	14.27	41.46	51.85	48.21	52.09	74.00	-21.91	peak



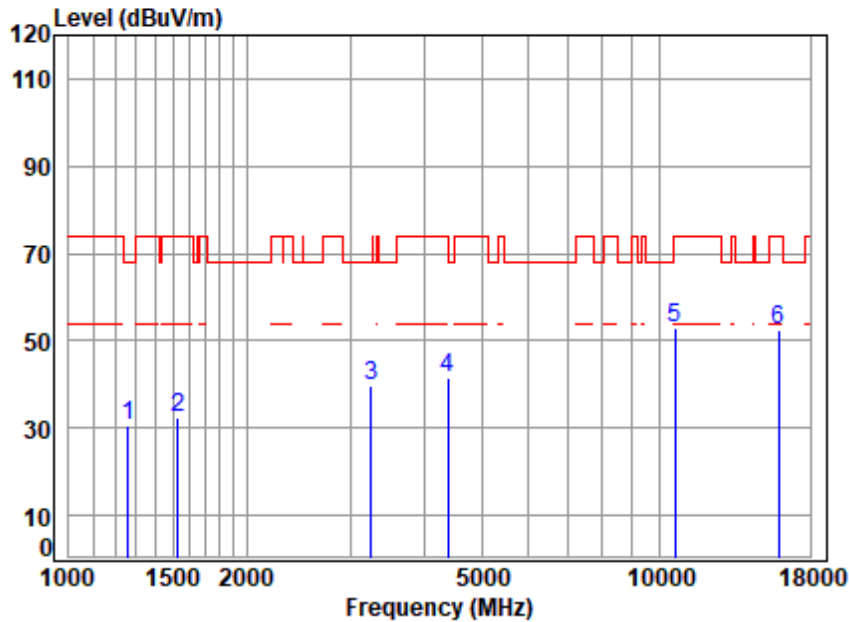
SGS-CSTC Standards Technical Services Co., Ltd.  
Shenzhen Branch

Unless otherwise agreed in writing, this document is issued by the Company subject to its General Conditions of Service printed overleaf, available on request or accessible at <https://www.sgs.com/en/Terms-and-Conditions>. Attention is drawn to the limitation of liability, indemnification and jurisdiction issues defined therein. Any holder of this document is advised that information contained hereon reflects the Company's findings at the time of its intervention only and within the limits of Client's instructions, if any. The Company's sole responsibility is to its Client and this document does not exonerate parties to a transaction from exercising all their rights and obligations under the transaction documents. This document cannot be reproduced except in full, without prior written approval of the Company. Any unauthorized alteration, forgery or falsification of the content or appearance of this document is unlawful and offenders may be prosecuted to the fullest extent of the law. Unless otherwise stated the results shown in this test report refer only to the sample(s) tested and such sample(s) are retained for 30 days only.

Attention: To check the authenticity of testing /inspection report & certificate, please contact us at telephone: (86-755) 8307 1443, or email: [CN.Doccheck@sgs.com](mailto:CN.Doccheck@sgs.com)

No.1 Workshop, M-10, Middle Section, Science & Technology Park, Nanshan District, Shenzhen, Guangdong, China 518057 t (86-755) 26012053 f (86-755) 26710594 www.sgs.com.cn  
中国·广东·深圳市南山区科技园中区M-10栋1号厂房 邮编: 518057 t (86-755) 26012053 f (86-755) 26710594 sgs.china@sgs.com

Test Mode: 03; Polarity: Vertical; Modulation:802.11ax(Full RU0); Bandwidth:40MHz; Channel:High



Site : chamber  
Condition: 3m VERTICAL  
Job No : 04877AT\00791AT  
Mode : 5310 TX RSE  
Note : 5G WIFI 11AX40

		Cable	Ant	Preamp	Read		Limit	Over	
	Freq	Loss	Factor	Factor	Level	Level	Line	Limit	Remark
	MHz	dB	dB/m	dB	dBuV	dBuV/m	dBuV/m	dB	
1	1260.149	3.76	25.04	54.70	56.35	30.45	68.20	-37.75	peak
2	1529.414	4.08	26.92	54.78	56.24	32.46	74.00	-41.54	peak
3	3252.005	6.31	32.06	54.80	56.35	39.92	68.20	-28.28	peak
4	4379.699	7.11	34.64	54.26	54.18	41.67	74.00	-32.33	peak
5	10620.000	11.44	37.26	53.07	57.29	52.92	74.00	-21.08	peak
6	15930.000	14.27	41.46	51.85	48.54	52.42	74.00	-21.58	peak



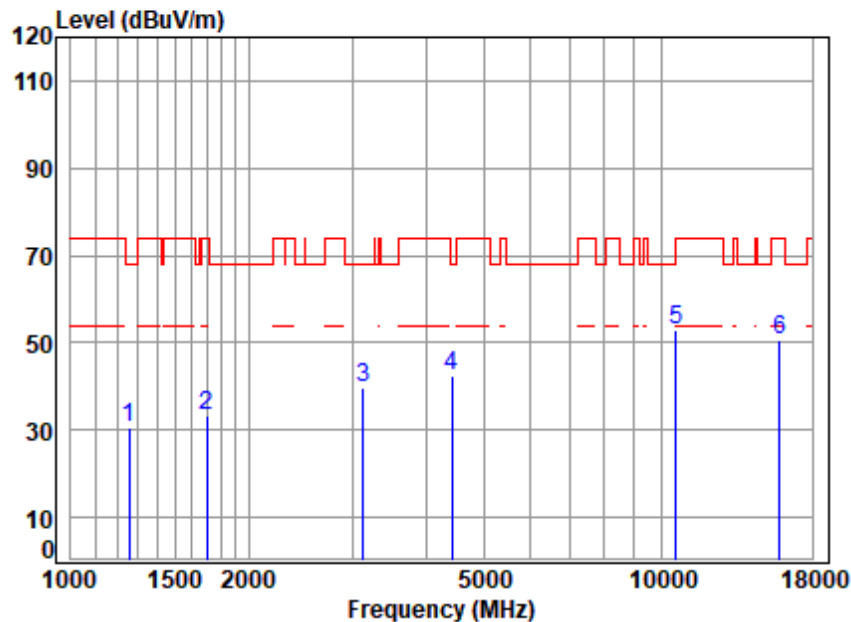
## SGS-CSTC Standards Technical Services Co., Ltd. Shenzhen Branch

SZEMC-TRF-01 Rev. A/1

Report No.: SZCR241200487703

Page: 84 of 1136

Test Mode: 03; Polarity: Horizontal; Modulation:802.11ax(Full RU0); Bandwidth:80MHz; Channel:middle



Site : chamber  
Condition: 3m HORIZONTAL  
Job No : 04877AT\00791AT  
Mode : 5290 TX RSE  
Note : 5G WIFI 11AX80

		Cable	Ant	Preamp	Read		Limit	Over	
	Freq	Loss	Factor	Factor	Level	Level	Line	Limit	Remark
	MHz	dB	dB/m	dB	dBuV	dBuV/m	dBuV/m	dB	
1	1256.512	3.76	25.06	54.70	56.39	30.51	68.20	-37.69	peak
2	1702.042	4.33	26.22	54.83	57.73	33.45	74.00	-40.55	peak
3	3132.079	6.20	32.18	54.90	56.15	39.63	68.20	-28.57	peak
4	4417.841	7.16	34.59	54.26	54.79	42.28	68.20	-25.92	peak
5	10580.000	11.41	37.30	53.08	57.17	52.80	68.20	-15.40	peak
6	15870.000	14.19	41.37	51.90	47.14	50.80	74.00	-23.20	peak



SGS-CSTC Standards Technical Services Co., Ltd.  
Shenzhen Branch Inspection & Testing Services Laboratory

Unless otherwise agreed in writing, this document is issued by the Company subject to its General Conditions of Service printed overleaf, available on request or accessible at <https://www.sgs.com/en/Terms-and-Conditions>. Attention is drawn to the limitation of liability, indemnification and jurisdiction issues defined therein. Any holder of this document is advised that information contained hereon reflects the Company's findings at the time of its intervention only and within the limits of Client's instructions, if any. The Company's sole responsibility is to its Client and this document does not exonerate parties to a transaction from exercising all their rights and obligations under the transaction documents. This document cannot be reproduced except in full, without prior written approval of the Company. Any unauthorized alteration, forgery or falsification of the content or appearance of this document is unlawful and offenders may be prosecuted to the fullest extent of the law. Unless otherwise stated the results shown in this test report refer only to the sample(s) tested and such sample(s) are retained for 30 days only.

Attention: To check the authenticity of testing /inspection report & certificate, please contact us at telephone: (86-755) 8307 1443, or email: [CN.Doccheck@sgs.com](mailto:CN.Doccheck@sgs.com)

No.1 Workshop, M-10, Middle Section, Science & Technology Park, Nanshan District, Shenzhen, Guangdong, China 518057 t (86-755) 26012053 f (86-755) 26710594 www.sgs.com.cn  
中国·广东·深圳市南山区科技园中区M-10栋1号厂房 邮编: 518057 t (86-755) 26012053 f (86-755) 26710594 sgs.china@sgs.com



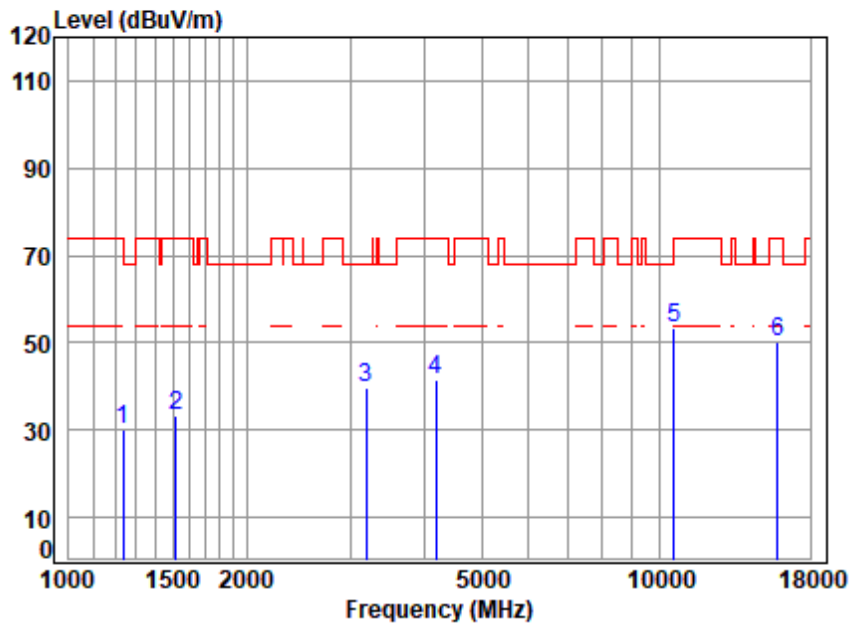
## SGS-CSTC Standards Technical Services Co., Ltd. Shenzhen Branch

SZEMC-TRF-01 Rev. A/1

Report No.: SZCR241200487703

Page: 85 of 1136

Test Mode: 03; Polarity: Vertical; Modulation:802.11ax(Full RU0); Bandwidth:80MHz; Channel:middle



Site : chamber  
Condition: 3m VERTICAL  
Job No : 04877AT\00791AT  
Mode : 5290 TX RSE  
Note : 5G WIFI 11AX80

		Cable	Ant	Preamp	Read		Limit	Over	
	Freq	Loss	Factor	Factor	Level	Level	Line	Limit	Remark
	MHz	dB	dB/m	dB	dBuV	dBuV/m	dBuV/m	dB	
1	1234.909	3.73	24.89	54.69	56.28	30.21	74.00	-43.79	peak
2	1516.210	4.06	26.86	54.78	57.32	33.46	74.00	-40.54	peak
3	3186.869	6.25	32.79	54.85	55.47	39.66	68.20	-28.54	peak
4	4181.768	6.88	33.80	54.28	55.24	41.64	74.00	-32.36	peak
5	10580.000	11.41	37.30	53.08	57.64	53.27	68.20	-14.93	peak
6	15870.000	14.19	41.37	51.90	46.68	50.34	74.00	-23.66	peak



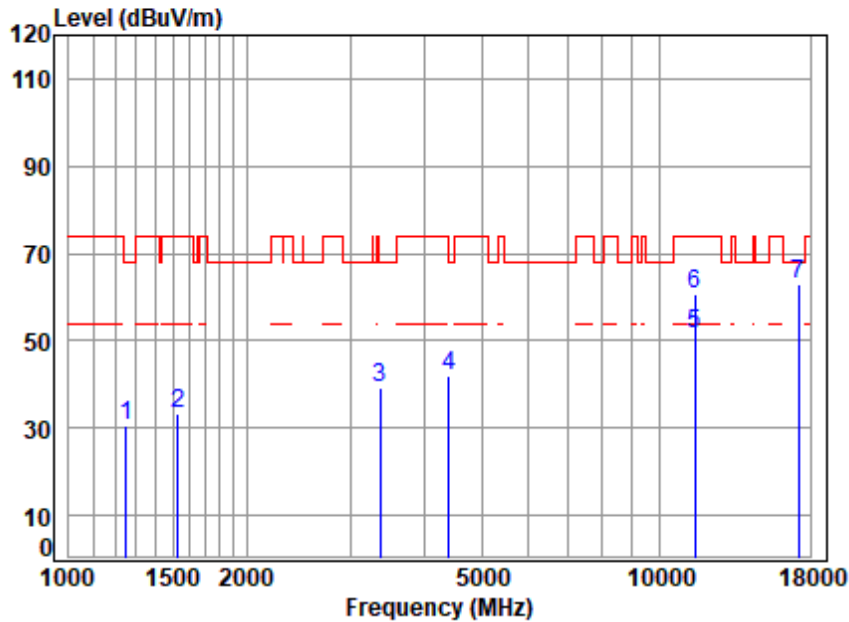
SGS-CSTC Standards Technical Services Co., Ltd.  
Shenzhen Branch Inspection & Testing Laboratory

Unless otherwise agreed in writing, this document is issued by the Company subject to its General Conditions of Service printed overleaf, available on request or accessible at <https://www.sgs.com/en/Terms-and-Conditions>. Attention is drawn to the limitation of liability, indemnification and jurisdiction issues defined therein. Any holder of this document is advised that information contained hereon reflects the Company's findings at the time of its intervention only and within the limits of Client's instructions, if any. The Company's sole responsibility is to its Client and this document does not exonerate parties to a transaction from exercising all their rights and obligations under the transaction documents. This document cannot be reproduced except in full, without prior written approval of the Company. Any unauthorized alteration, forgery or falsification of the content or appearance of this document is unlawful and offenders may be prosecuted to the fullest extent of the law. Unless otherwise stated the results shown in this test report refer only to the sample(s) tested and such sample(s) are retained for 30 days only.

Attention: To check the authenticity of testing /inspection report & certificate, please contact us at telephone: (86-755) 8307 1443, or email: [CN.Doccheck@sgs.com](mailto:CN.Doccheck@sgs.com)

No.1 Workshop, M-10, Middle Section, Science & Technology Park, Nanshan District, Shenzhen, Guangdong, China 518057 t (86-755) 26012053 f (86-755) 26710594 www.sgs.com.cn  
中国·广东·深圳市南山区科技园中区M-10栋1号厂房 邮编: 518057 t (86-755) 26012053 f (86-755) 26710594 sgs.china@sgs.com

Test Mode: 04; Polarity: Horizontal; Modulation:802.11a; Bandwidth:20MHz; Channel:Low

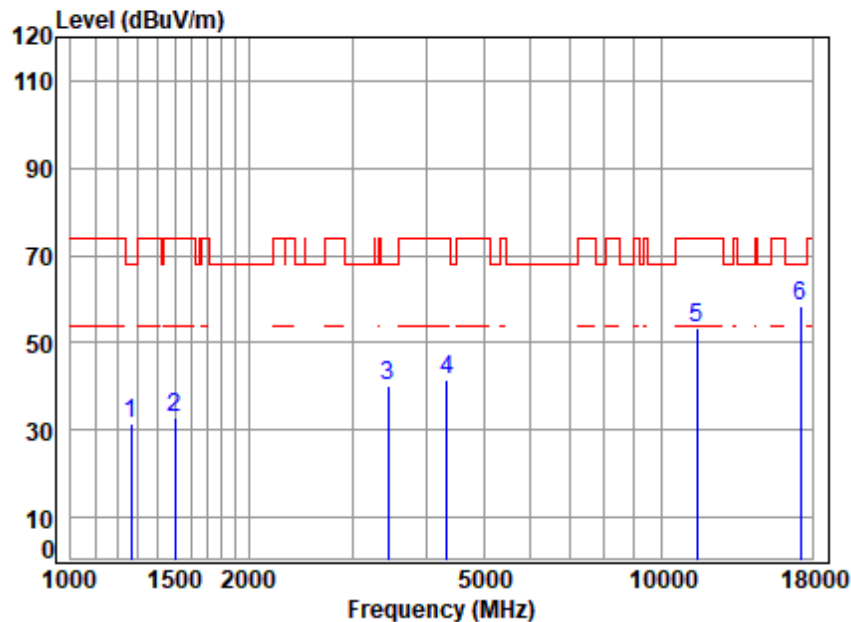


Site : chamber  
Condition: 3m HORIZONTAL  
Job No : 04877AT\00791AT  
Mode : 5745 TX RSE  
Note : 5G WIFI 11A

	Freq	Cable Loss	Ant Factor	Preamp Factor	Read Level	Level	Limit Line	Over Limit	Remark
	MHz	dB	dB/m	dB	dBuV	dBuV/m	dBuV/m	dB	
1	1252.885	3.75	25.08	54.70	56.25	30.38	68.20	-37.82	peak
2	1529.414	4.08	26.92	54.78	56.86	33.08	74.00	-40.92	peak
3	3366.778	6.41	32.20	54.72	55.53	39.42	68.20	-28.78	peak
4	4405.090	7.14	34.74	54.26	54.22	41.84	68.20	-26.36	peak
5	q11490.000	11.94	37.79	53.10	54.84	51.47	54.00	-2.53	Average
6	11490.000	11.94	37.79	53.10	64.04	60.67	74.00	-13.33	peak
7	p17235.000	14.59	43.03	52.78	58.17	63.01	68.20	-5.19	peak



Test Mode: 04; Polarity: Vertical; Modulation:802.11a; Bandwidth:20MHz; Channel:Low

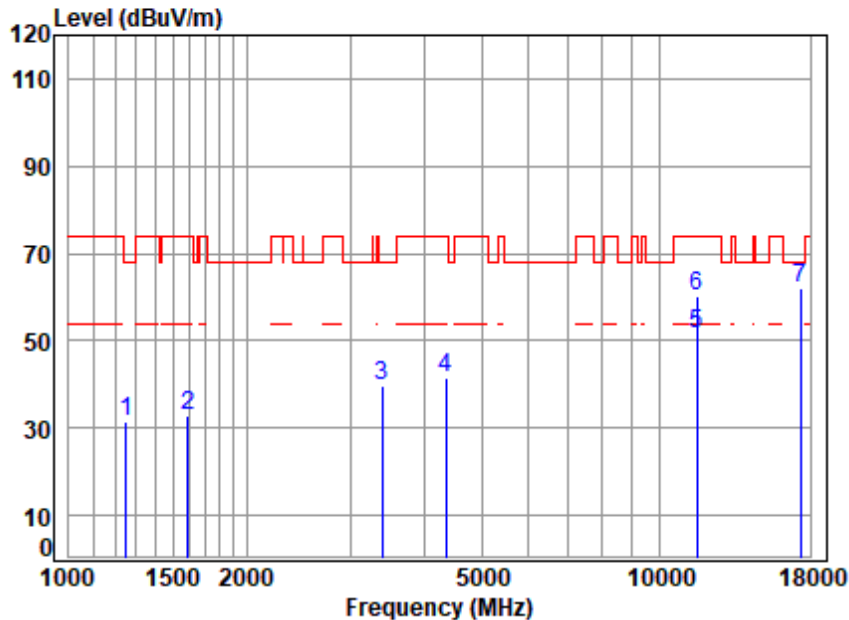


Site : chamber  
Condition: 3m VERTICAL  
Job No : 04877AT\00791AT  
Mode : 5745 TX RSE  
Note : 5G WIFI 11A

	Freq	Cable Loss	Ant Factor	Preamp Factor	Read Level	Level	Limit	Over Limit	Remark
	MHz	dB	dB/m	dB	dBuV	dBuV/m	dBuV/m	dB	
1	1263.796	3.77	25.02	54.70	57.35	31.44	68.20	-36.76	peak
2	1498.781	4.04	26.77	54.78	56.68	32.71	74.00	-41.29	peak
3	3445.535	6.47	31.85	54.66	56.28	39.94	68.20	-28.26	peak
4	4329.354	7.05	34.23	54.26	54.53	41.55	74.00	-32.45	peak
5	11490.000	11.94	37.79	53.10	56.79	53.42	74.00	-20.58	peak
6	p17235.000	14.59	43.03	52.78	53.59	58.43	68.20	-9.77	peak



Test Mode: 04; Polarity: Horizontal; Modulation:802.11a; Bandwidth:20MHz; Channel:middle



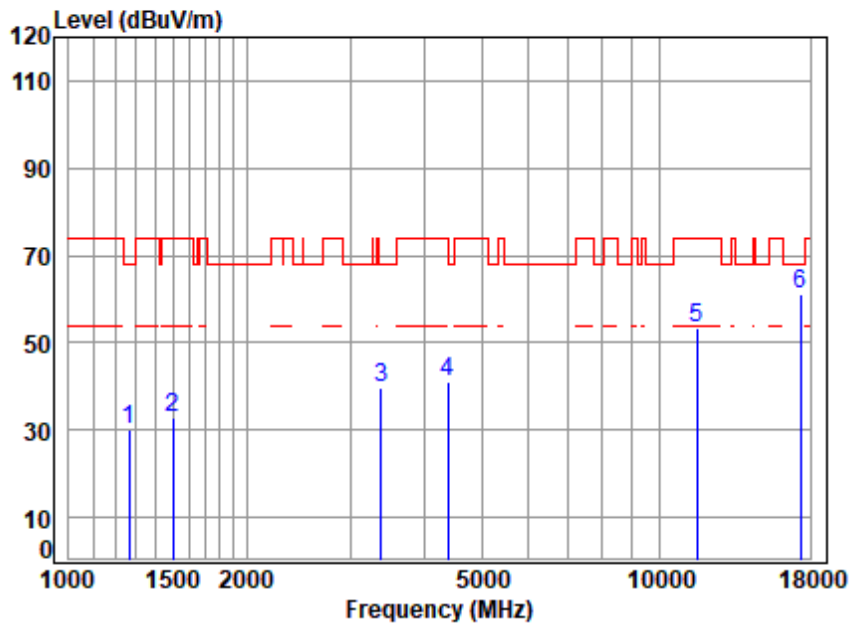
Site : chamber  
Condition: 3m HORIZONTAL  
Job No : 04877AT\00791AT  
Mode : 5785 TX RSE  
Note : 5G WIFI 11A

	Freq	Cable Loss	Ant Factor	Preamp Factor	Read Level	Level	Limit Line	Over Limit	Remark
	MHz	dB	dB/m	dB	dBuV	dBuV/m	dBuV/m	dB	
1	1252.885	3.75	25.08	54.70	57.21	31.34	68.20	-36.86	peak
2	1592.571	4.18	26.83	54.80	56.59	32.80	74.00	-41.20	peak
3	3396.098	6.43	32.38	54.70	55.57	39.68	68.20	-28.52	peak
4	4354.454	7.08	34.44	54.26	54.15	41.41	74.00	-32.59	peak
5	q11570.000	11.95	37.73	53.12	54.86	51.42	54.00	-2.58	Average
6	11570.000	11.95	37.73	53.12	63.71	60.27	74.00	-13.73	peak
7	p17355.000	14.73	43.26	52.72	56.58	61.85	68.20	-6.35	peak





Test Mode: 04; Polarity: Vertical; Modulation:802.11a; Bandwidth:20MHz; Channel:middle

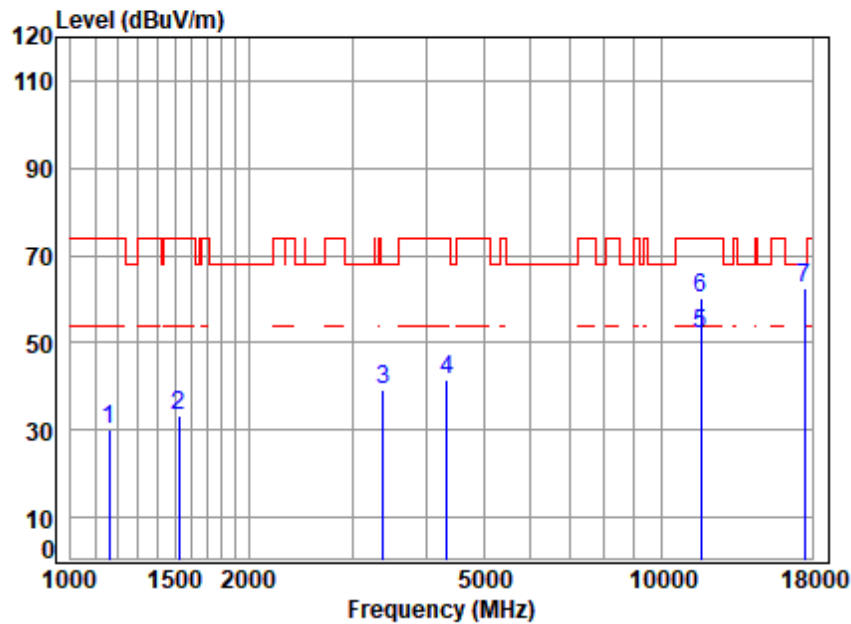


Site : chamber  
Condition: 3m VERTICAL  
Job No : 04877AT\00791AT  
Mode : 5785 TX RSE  
Note : 5G WIFI 11A

	Freq	Cable Loss	Ant Factor	Preamp Factor	Read Level	Level	Limit	Over Limit	Remark
	MHz	dB	dB/m	dB	dBuV	dBuV/m	dBuV/m	dB	
1	1263.796	3.77	25.02	54.70	56.14	30.23	68.20	-37.97	peak
2	1503.119	4.04	26.81	54.78	56.93	33.00	74.00	-41.00	peak
3	3376.523	6.42	32.26	54.71	55.70	39.67	68.20	-28.53	peak
4	4392.376	7.13	34.74	54.26	53.57	41.18	74.00	-32.82	peak
5	11570.000	11.95	37.73	53.12	56.85	53.41	74.00	-20.59	peak
6	p17355.000	14.73	43.26	52.72	55.80	61.07	68.20	-7.13	peak



Test Mode: 04; Polarity: Horizontal; Modulation:802.11a; Bandwidth:20MHz; Channel:High

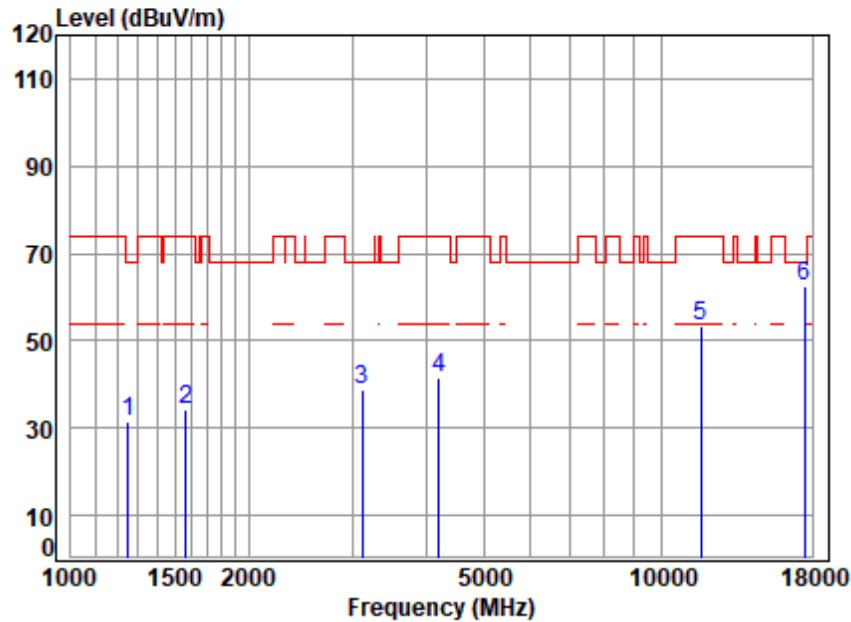


Site : chamber  
Condition: 3m HORIZONTAL  
Job No : 04877AT\00791AT  
Mode : 5825 TX RSE  
Note : 5G WIFI 11A

	Freq	Cable Loss	Ant Factor	Preamp Factor	Read Level	Level	Limit Line	Over Limit	Remark
	MHz	dB	dB/m	dB	dBuV	dBuV/m	dBuV/m	dB	
1	1162.182	3.63	24.02	54.67	56.92	29.90	74.00	-44.10	peak
2	1525.000	4.08	26.90	54.78	56.98	33.18	74.00	-40.82	peak
3	3376.523	6.42	32.26	54.71	55.32	39.29	68.20	-28.91	peak
4	4329.354	7.05	34.23	54.26	54.33	41.35	74.00	-32.65	peak
5	q11650.000	11.95	37.80	53.13	55.22	51.84	54.00	-2.16	Average
6	11650.000	11.95	37.80	53.13	63.55	60.17	74.00	-13.83	peak
7	p17475.000	14.86	43.40	52.66	56.74	62.34	68.20	-5.86	peak



Test Mode: 04; Polarity: Vertical; Modulation:802.11a; Bandwidth:20MHz; Channel:High

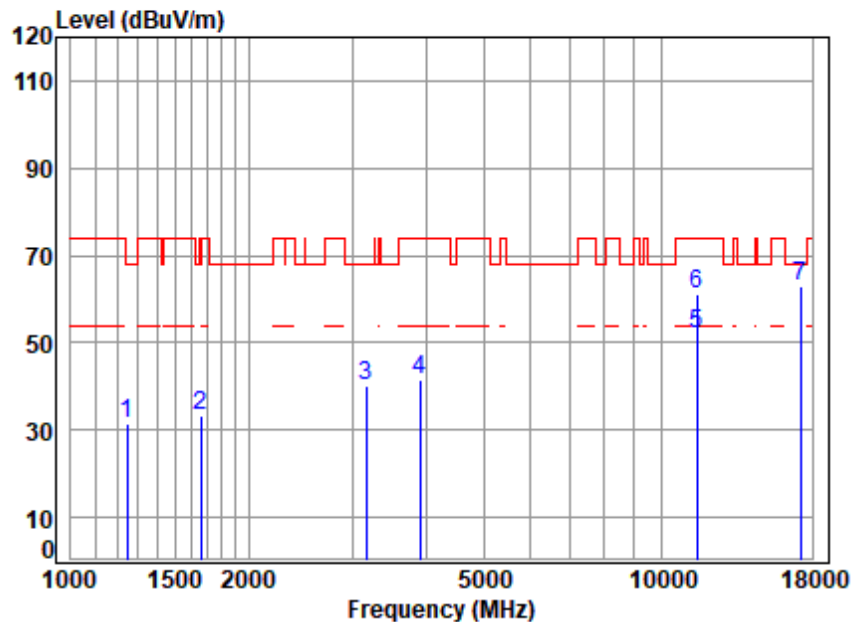


Site : chamber  
Condition: 3m VERTICAL  
Job No : 04877AT\00791AT  
Mode : 5825 TX RSE  
Note : 5G WIFI 11A

	Freq	Cable Loss	Ant Factor	Preamp Factor	Read Level	Level	Limit Line	Over Limit	Remark
	MHz	dB	dB/m	dB	dBuV	dBuV/m	dBuV/m	dB	
1	1252.885	3.75	25.08	54.70	57.43	31.56	68.20	-36.64	peak
2	1565.191	4.14	26.94	54.79	57.80	34.09	74.00	-39.91	peak
3	3114.025	6.18	31.85	54.91	55.87	38.99	68.20	-29.21	peak
4	4206.011	6.91	33.80	54.28	55.15	41.58	74.00	-32.42	peak
5	11650.000	11.95	37.80	53.13	56.82	53.44	74.00	-20.56	peak
6	p17475.000	14.86	43.40	52.66	57.13	62.73	68.20	-5.47	peak



Test Mode: 04; Polarity: Horizontal; Modulation:802.11n; Bandwidth:20MHz; Channel:Low



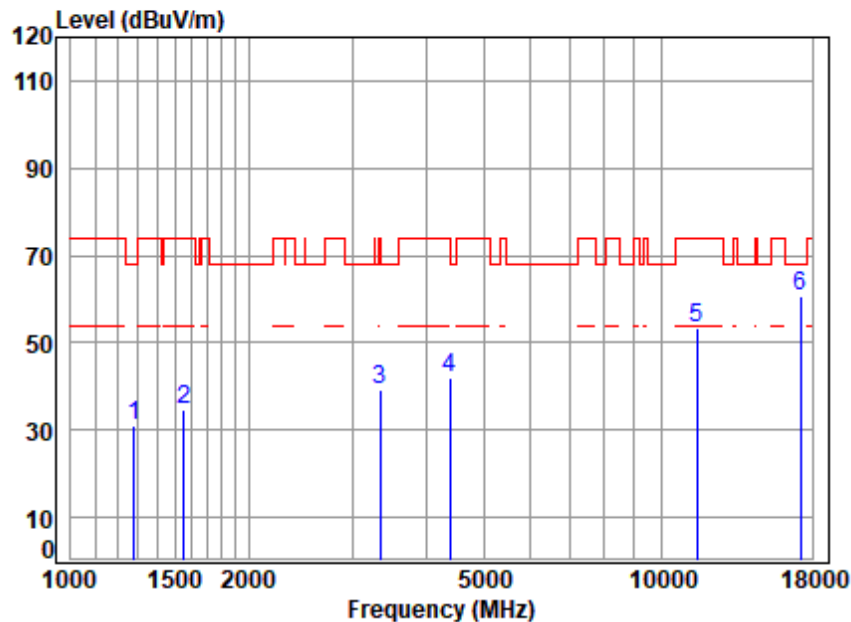
Site : chamber  
Condition: 3m HORIZONTAL  
Job No : 04877AT\00791AT  
Mode : 5745 TX RSE  
Note : 5G WIFI 11N20

	Freq	Cable Loss	Ant Factor	Preamp Factor	Read Level	Level	Limit Line	Over Limit	Remark
	MHz	dB	dB/m	dB	dBuV	dBuV/m	dBuV/m	dB	
1	1245.663	3.74	25.04	54.70	57.45	31.53	68.20	-36.67	peak
2	1663.137	4.27	26.27	54.82	57.40	33.12	74.00	-40.88	peak
3	3168.500	6.23	32.65	54.87	56.10	40.11	68.20	-28.09	peak
4	3901.516	6.63	33.79	54.36	55.33	41.39	74.00	-32.61	peak
5	q11490.000	11.94	37.79	53.10	55.27	51.90	54.00	-2.10	Average
6	11490.000	11.94	37.79	53.10	64.61	61.24	74.00	-12.76	peak
7	p17235.000	14.59	43.03	52.78	58.27	63.11	68.20	-5.09	peak





Test Mode: 04; Polarity: Vertical; Modulation:802.11n; Bandwidth:20MHz; Channel:Low

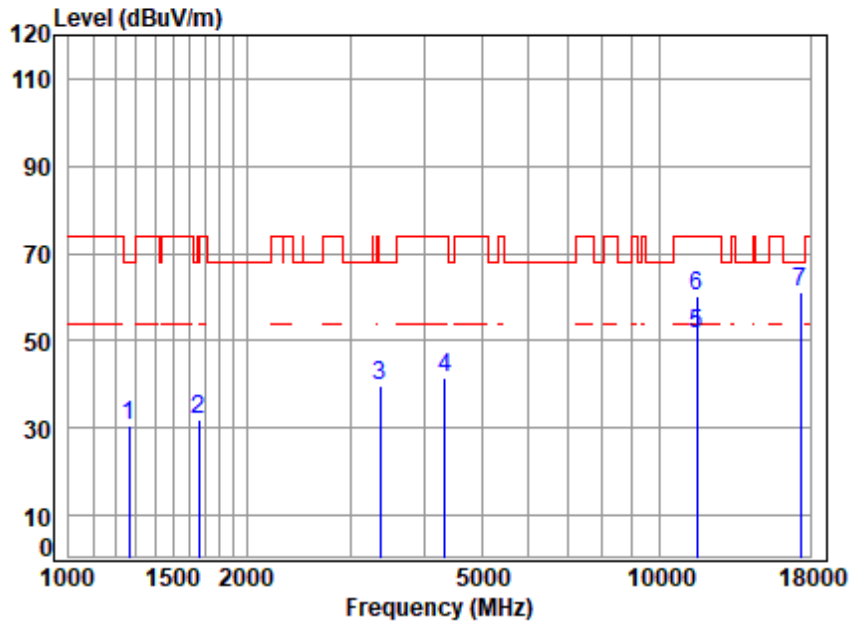


Site : chamber  
Condition: 3m VERTICAL  
Job No : 04877AT\00791AT  
Mode : 5745 TX RSE  
Note : 5G WIFI 11N20

	Freq	Cable Loss	Ant Factor	Preamp Factor	Read Level	Level	Limit Line	Over Limit	Remark
	MHz	dB	dB/m	dB	dBuV	dBuV/m	dBuV/m	dB	
1	1278.492	3.78	24.93	54.71	56.81	30.81	68.20	-37.39	peak
2	1551.677	4.12	26.99	54.79	58.13	34.45	74.00	-39.55	peak
3	3347.371	6.39	32.05	54.73	55.34	39.05	74.00	-34.95	peak
4	4392.376	7.13	34.74	54.26	54.48	42.09	74.00	-31.91	peak
5	11490.000	11.94	37.79	53.10	56.83	53.46	74.00	-20.54	peak
6	p17235.000	14.59	43.03	52.78	55.75	60.59	68.20	-7.61	peak



Test Mode: 04; Polarity: Horizontal; Modulation:802.11n; Bandwidth:20MHz; Channel:middle

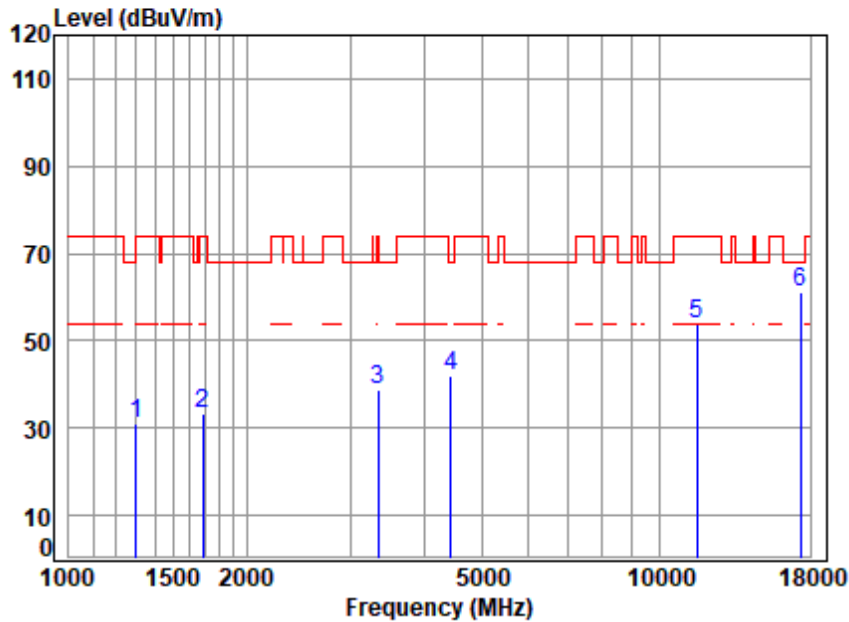


Site : chamber  
Condition: 3m HORIZONTAL  
Job No : 04877AT\00791AT  
Mode : 5785 TX RSE  
Note : 5G WIFI 11N20

	Freq	Cable Loss	Ant Factor	Preamp Factor	Read Level	Level	Limit Line	Over Limit	Remark
	MHz	dB	dB/m	dB	dBuV	dBuV/m	dBuV/m	dB	
1	1263.796	3.77	25.02	54.70	56.43	30.52	68.20	-37.68	peak
2	1663.137	4.27	26.27	54.82	56.32	32.04	74.00	-41.96	peak
3	3366.778	6.41	32.20	54.72	55.71	39.60	68.20	-28.60	peak
4	4341.886	7.07	34.34	54.26	54.59	41.74	74.00	-32.26	peak
5	q11570.000	11.95	37.73	53.12	54.86	51.42	54.00	-2.58	Average
6	11570.000	11.95	37.73	53.12	63.77	60.33	74.00	-13.67	peak
7	p17355.000	14.73	43.26	52.72	55.99	61.26	68.20	-6.94	peak



Test Mode: 04; Polarity: Vertical; Modulation:802.11n; Bandwidth:20MHz; Channel:middle

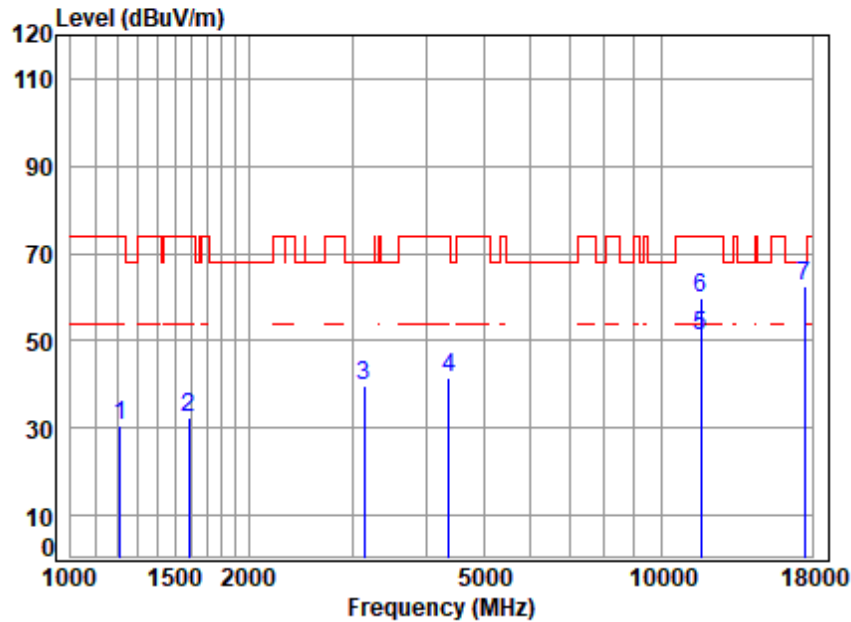


Site : chamber  
 Condition: 3m VERTICAL  
 Job No : 04877AT\00791AT  
 Mode : 5785 TX RSE  
 Note : 5G WIFI 11N20

	Freq	Cable Loss	Ant Factor	Preamp Factor	Read Level	Level	Limit	Over Limit	Remark
	MHz	dB	dB/m	dB	dBuV	dBuV/m	dBuV/m	dB	
1	1300.858	3.81	24.79	54.71	56.91	30.80	74.00	-43.20	peak
2	1687.347	4.31	26.23	54.83	57.73	33.44	74.00	-40.56	peak
3	3347.371	6.39	32.05	54.73	55.28	38.99	74.00	-35.01	peak
4	4443.453	7.19	34.28	54.25	54.87	42.09	68.20	-26.11	peak
5	11570.000	11.95	37.73	53.12	57.06	53.62	74.00	-20.38	peak
6	17355.000	14.73	43.26	52.72	55.83	61.10	68.20	-7.10	peak



Test Mode: 04; Polarity: Horizontal; Modulation:802.11n; Bandwidth:20MHz; Channel:High



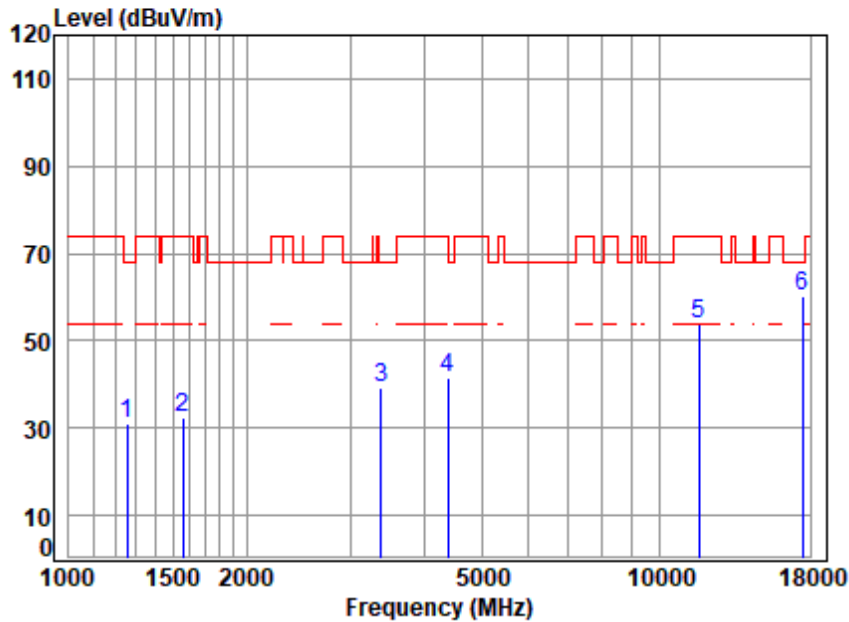
Site : chamber  
Condition: 3m HORIZONTAL  
Job No : 04877AT\00791AT  
Mode : 5825 TX RSE  
Note : 5G WIFI 11N20

	Freq	Cable Loss	Ant Factor	Preamp Factor	Read Level	Level	Limit	Over Limit	Remark
	MHz	dB	dB/m	dB	dBuV	dBuV/m	dBuV/m	dB	
1	1210.174	3.70	24.54	54.68	56.84	30.40	74.00	-43.60	peak
2	1583.392	4.16	26.87	54.80	56.30	32.53	74.00	-41.47	peak
3	3141.145	6.20	32.34	54.89	56.01	39.66	68.20	-28.54	peak
4	4367.058	7.10	34.54	54.26	54.21	41.59	74.00	-32.41	peak
5	q11650.000	11.95	37.80	53.13	54.57	51.19	54.00	-2.81	Average
6	11650.000	11.95	37.80	53.13	63.21	59.83	74.00	-14.17	peak
7	p17475.000	14.86	43.40	52.66	56.80	62.40	68.20	-5.80	peak





Test Mode: 04; Polarity: Vertical; Modulation:802.11n; Bandwidth:20MHz; Channel:High

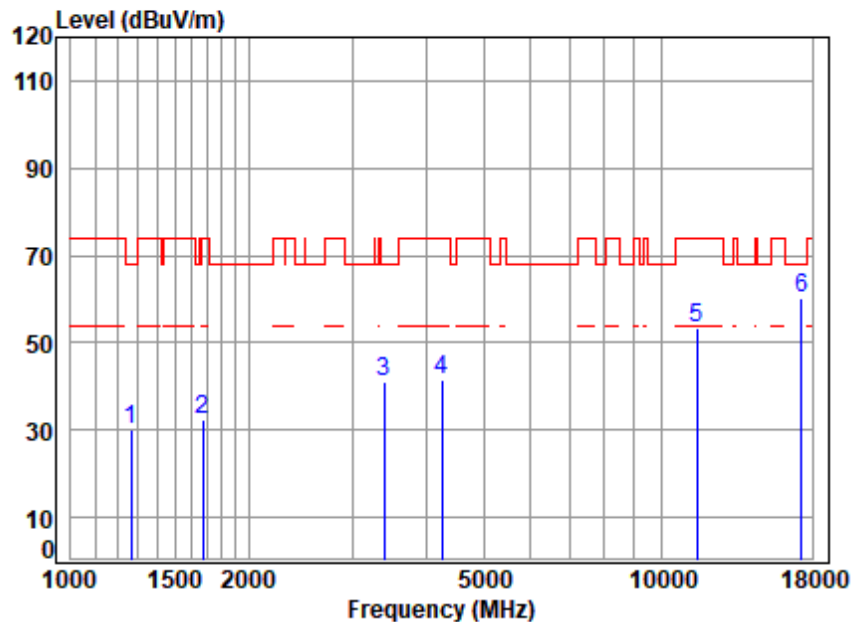


Site : chamber  
 Condition: 3m VERTICAL  
 Job No : 04877AT\00791AT  
 Mode : 5825 TX RSE  
 Note : 5G WIFI 11N20

	Freq	Cable Loss	Ant Factor	Preamp Factor	Read Level	Level	Limit	Over Limit	Remark
	MHz	dB	dB/m	dB	dBuV	dBuV/m	dBuV/m	dB	
1	1256.512	3.76	25.06	54.70	56.89	31.01	68.20	-37.19	peak
2	1560.673	4.13	26.96	54.79	56.25	32.55	74.00	-41.45	peak
3	3376.523	6.42	32.26	54.71	55.07	39.04	68.20	-29.16	peak
4	4392.376	7.13	34.74	54.26	53.75	41.36	74.00	-32.64	peak
5	11650.000	11.95	37.80	53.13	57.13	53.75	74.00	-20.25	peak
6	17475.000	14.86	43.40	52.66	54.67	60.27	68.20	-7.93	peak



Test Mode: 04; Polarity: Horizontal; Modulation:802.11n; Bandwidth:40MHz; Channel:Low

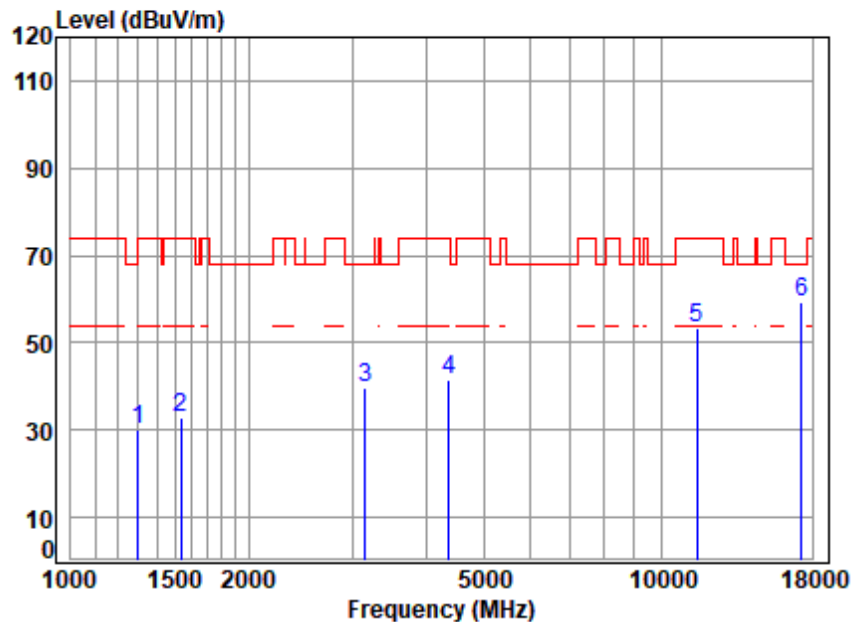


Site : chamber  
Condition: 3m HORIZONTAL  
Job No : 04877AT\00791AT  
Mode : 5755 TX RSE  
Note : 5G WIFI 11N40

	Freq	Cable Loss	Ant Factor	Preamp Factor	Read Level	Level	Limit Line	Over Limit	Remark
	MHz	dB	dB/m	dB	dBuV	dBuV/m	dBuV/m	dB	
1	1263.796	3.77	25.02	54.70	56.20	30.29	68.20	-37.91	peak
2	1672.779	4.29	26.25	54.82	56.51	32.23	74.00	-41.77	peak
3	3396.098	6.43	32.38	54.70	57.11	41.22	68.20	-26.98	peak
4	4242.641	6.95	33.80	54.27	54.87	41.35	74.00	-32.65	peak
5	11510.000	11.95	37.79	53.10	56.88	53.52	74.00	-20.48	peak
6	17265.000	14.62	43.06	52.76	55.34	60.26	68.20	-7.94	peak



Test Mode: 04; Polarity: Vertical; Modulation:802.11n; Bandwidth:40MHz; Channel:Low

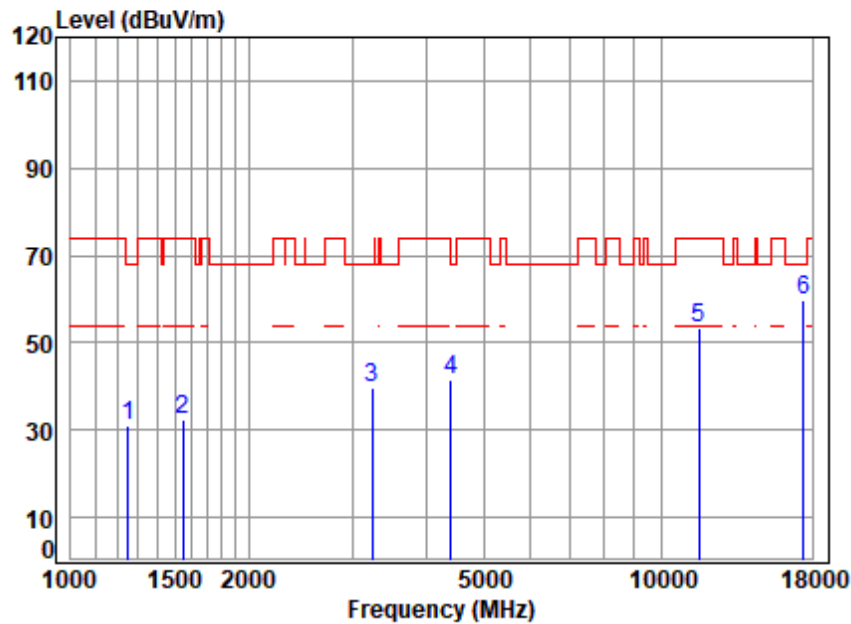


Site : chamber  
 Condition: 3m VERTICAL  
 Job No : 04877AT\00791AT  
 Mode : 5755 TX RSE  
 Note : 5G WIFI 11N40

	Freq	Cable Loss	Ant Factor	Preamp Factor	Read Level	Level	Limit	Over Limit	Remark
	MHz	dB	dB/m	dB	dBuV	dBuV/m	dBuV/m	dB	
1	1300.858	3.81	24.79	54.71	56.24	30.13	74.00	-43.87	peak
2	1538.281	4.10	26.95	54.79	56.56	32.82	74.00	-41.18	peak
3	3150.237	6.21	32.50	54.88	55.97	39.80	68.20	-28.40	peak
4	4367.058	7.10	34.54	54.26	54.21	41.59	74.00	-32.41	peak
5	11510.000	11.95	37.79	53.10	56.58	53.22	74.00	-20.78	peak
6	17265.000	14.62	43.06	52.76	54.52	59.44	68.20	-8.76	peak



Test Mode: 04; Polarity: Horizontal; Modulation:802.11n; Bandwidth:40MHz; Channel:High



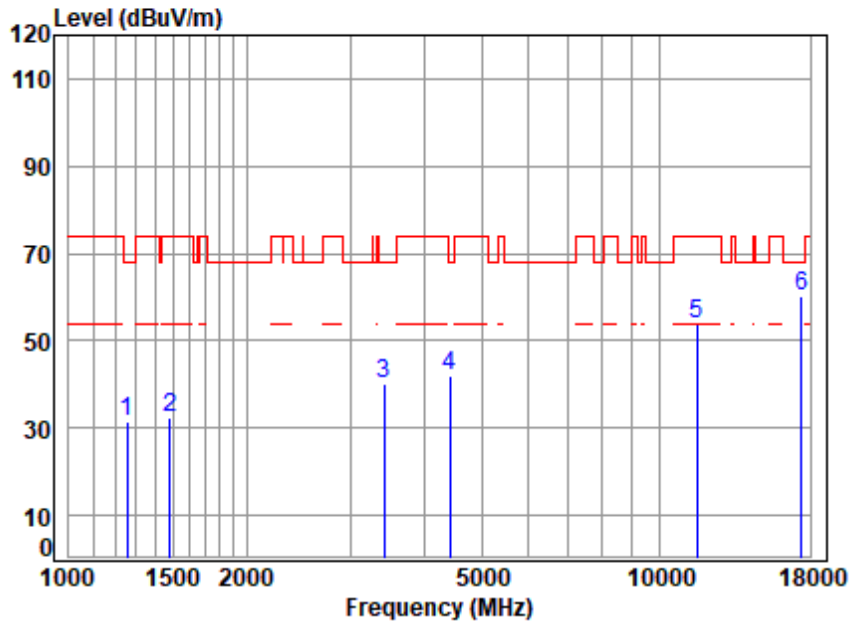
Site : chamber  
Condition: 3m HORIZONTAL  
Job No : 04877AT\00791AT  
Mode : 5795 TX RSE  
Note : 5G WIFI 11N40

	Freq	Cable Loss	Ant Factor	Preamp Factor	Read Level	Level	Limit Line	Over Limit	Remark
	MHz	dB	dB/m	dB	dBuV	dBuV/m	dBuV/m	dB	
1	1252.885	3.75	25.08	54.70	56.97	31.10	68.20	-37.10	peak
2	1547.199	4.11	26.99	54.79	55.96	32.27	74.00	-41.73	peak
3	3242.619	6.30	32.22	54.81	55.79	39.50	68.20	-28.70	peak
4	4405.090	7.14	34.74	54.26	53.83	41.45	68.20	-26.75	peak
5	11590.000	11.95	37.71	53.12	56.95	53.49	74.00	-20.51	peak
6	p17385.000	14.76	43.35	52.70	54.20	59.61	68.20	-8.59	peak





Test Mode: 04; Polarity: Vertical; Modulation:802.11n; Bandwidth:40MHz; Channel:High

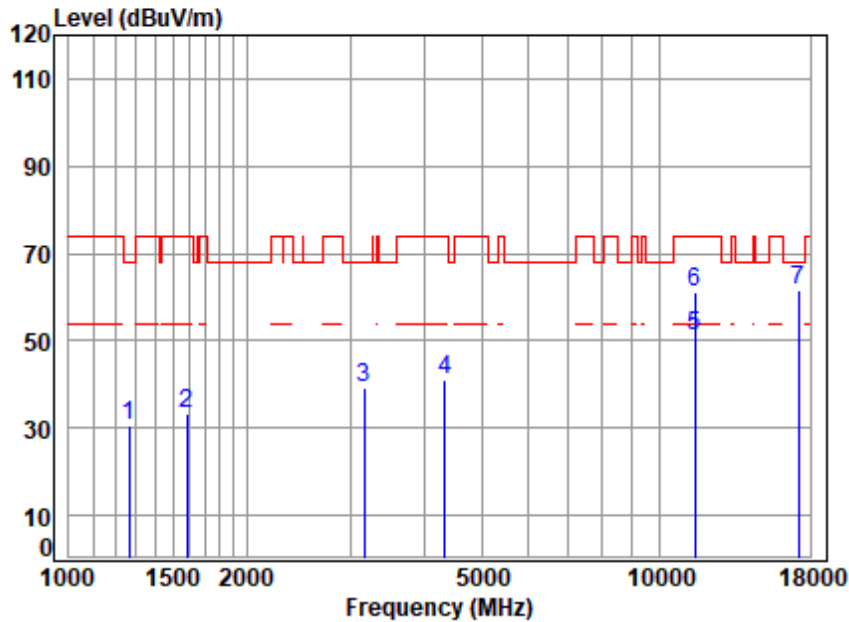


Site : chamber  
 Condition: 3m VERTICAL  
 Job No : 04877AT\00791AT  
 Mode : 5795 TX RSE  
 Note : 5G WIFI 11N40

	Freq	Cable Loss	Ant Factor	Preamp Factor	Read Level	Level	Limit Line	Over Limit	Remark
	MHz	dB	dB/m	dB	dBuV	dBuV/m	dBuV/m	dB	
1	1256.512	3.76	25.06	54.70	57.35	31.47	68.20	-36.73	peak
2	1481.553	4.02	26.28	54.77	56.73	32.26	74.00	-41.74	peak
3	3425.675	6.46	32.09	54.68	56.12	39.99	68.20	-28.21	peak
4	4417.841	7.16	34.59	54.26	54.58	42.07	68.20	-26.13	peak
5	11590.000	11.95	37.71	53.12	57.20	53.74	74.00	-20.26	peak
6	17385.000	14.76	43.35	52.70	54.76	60.17	68.20	-8.03	peak



Test Mode: 04; Polarity: Horizontal; Modulation:802.11ax(Full RU0); Bandwidth:20MHz; Channel:Low

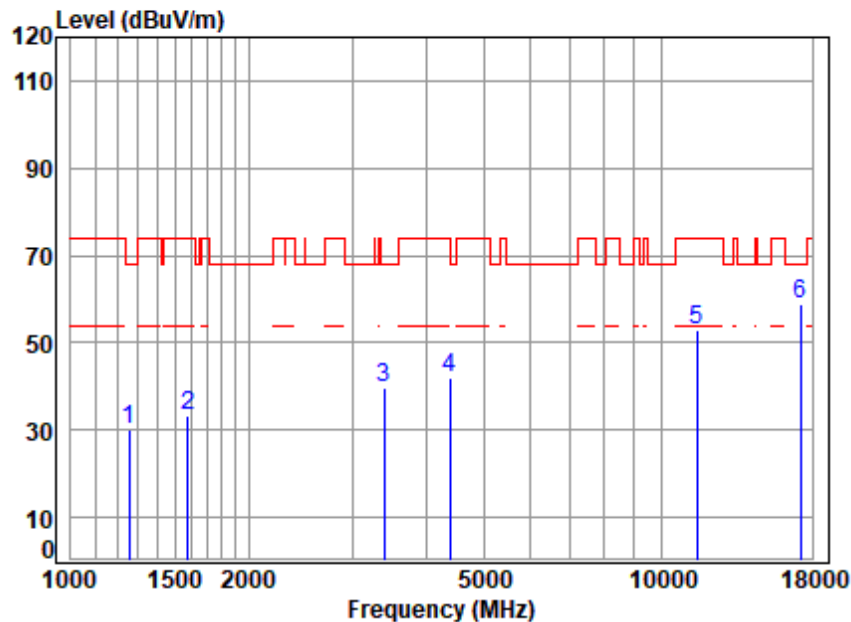


Site : chamber  
Condition: 3m HORIZONTAL  
Job No : 04877AT\00791AT  
Mode : 5745 TX RSE  
Note : 5G WIFI 11AX20

	Freq	Cable Loss	Ant Factor	Preamp Factor	Read Level	Level	Limit Line	Over Limit	Remark
	MHz	dB	dB/m	dB	dBuV	dBuV/m	dBuV/m	dB	
1	1267.454	3.77	25.00	54.70	56.44	30.51	68.20	-37.69	peak
2	1587.975	4.17	26.85	54.80	56.90	33.12	74.00	-40.88	peak
3	3168.500	6.23	32.65	54.87	55.22	39.23	68.20	-28.97	peak
4	4341.886	7.07	34.34	54.26	54.02	41.17	74.00	-32.83	peak
5	11490.000	11.94	37.79	53.10	54.57	51.20	54.00	-2.80	Average
6	11490.000	11.94	37.79	53.10	64.67	61.30	74.00	-12.70	peak
7	17235.000	14.59	43.03	52.78	56.69	61.53	68.20	-6.67	peak



Test Mode: 04; Polarity: Vertical; Modulation:802.11ax(Full RU0); Bandwidth:20MHz; Channel:Low

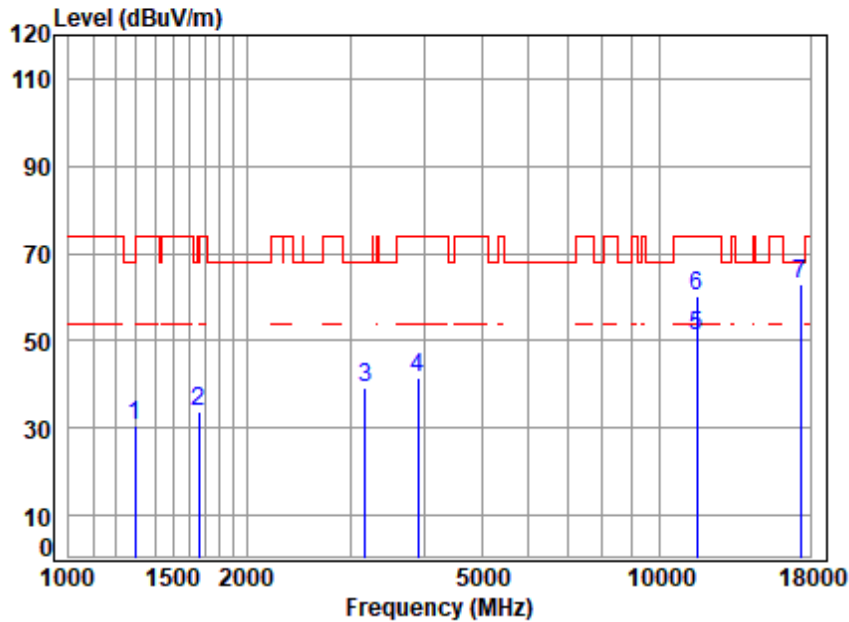


Site : chamber  
Condition: 3m VERTICAL  
Job No : 04877AT\00791AT  
Mode : 5745 TX RSE  
Note : 5G WIFI 11AX20

	Freq	Cable Loss	Ant Factor	Preamp Factor	Read Level	Level	Limit	Over Limit	Remark
	MHz	dB	dB/m	dB	dBuV	dBuV/m	dBuV/m	dB	
1	1256.512	3.76	25.06	54.70	56.05	30.17	68.20	-38.03	peak
2	1578.822	4.16	26.88	54.80	57.13	33.37	74.00	-40.63	peak
3	3396.098	6.43	32.38	54.70	55.58	39.69	68.20	-28.51	peak
4	4379.699	7.11	34.64	54.26	54.29	41.78	74.00	-32.22	peak
5	11490.000	11.94	37.79	53.10	56.32	52.95	74.00	-21.05	peak
6	17235.000	14.59	43.03	52.78	54.13	58.97	68.20	-9.23	peak



Test Mode: 04; Polarity: Horizontal; Modulation:802.11ax(Full RU0); Bandwidth:20MHz; Channel:middle



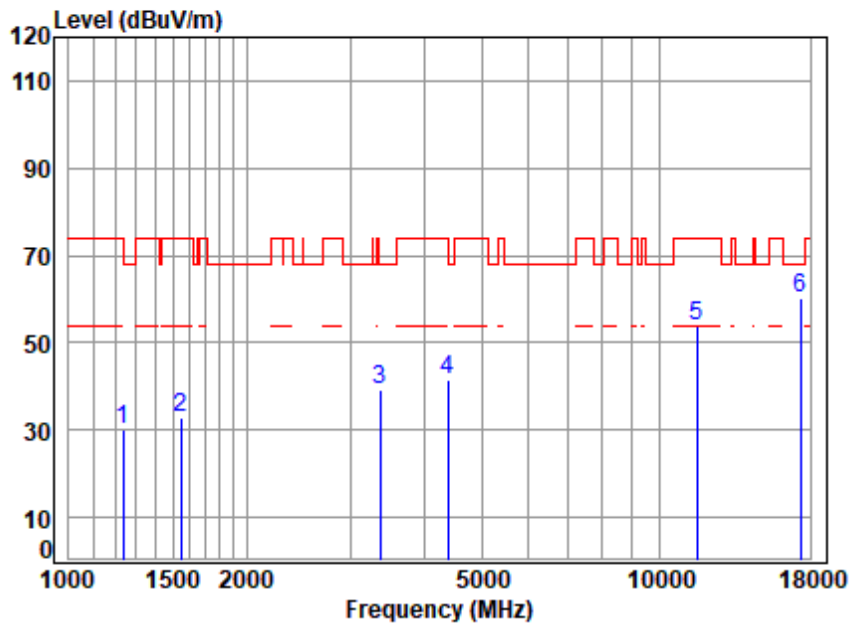
Site : chamber  
Condition: 3m HORIZONTAL  
Job No : 04877AT\00791AT  
Mode : 5785 TX RSE  
Note : 5G WIFI 11AX20

	Freq	Cable Loss	Ant Factor	Preamp Factor	Read Level	Level	Limit Line	Over Limit	Remark
	MHz	dB	dB/m	dB	dBuV	dBuV/m	dBuV/m	dB	
1	1293.359	3.80	24.84	54.71	56.60	30.53	68.20	-37.67	peak
2	1663.137	4.27	26.27	54.82	57.89	33.61	74.00	-40.39	peak
3	3177.672	6.24	32.72	54.86	55.29	39.39	68.20	-28.81	peak
4	3901.516	6.63	33.79	54.36	55.43	41.49	74.00	-32.51	peak
5	q11570.000	11.95	37.73	53.12	54.69	51.25	54.00	-2.75	Average
6	11570.000	11.95	37.73	53.12	63.85	60.41	74.00	-13.59	peak
7	p17355.000	14.73	43.26	52.72	57.50	62.77	68.20	-5.43	peak





Test Mode: 04; Polarity: Vertical; Modulation:802.11ax(Full RU0); Bandwidth:20MHz; Channel:middle

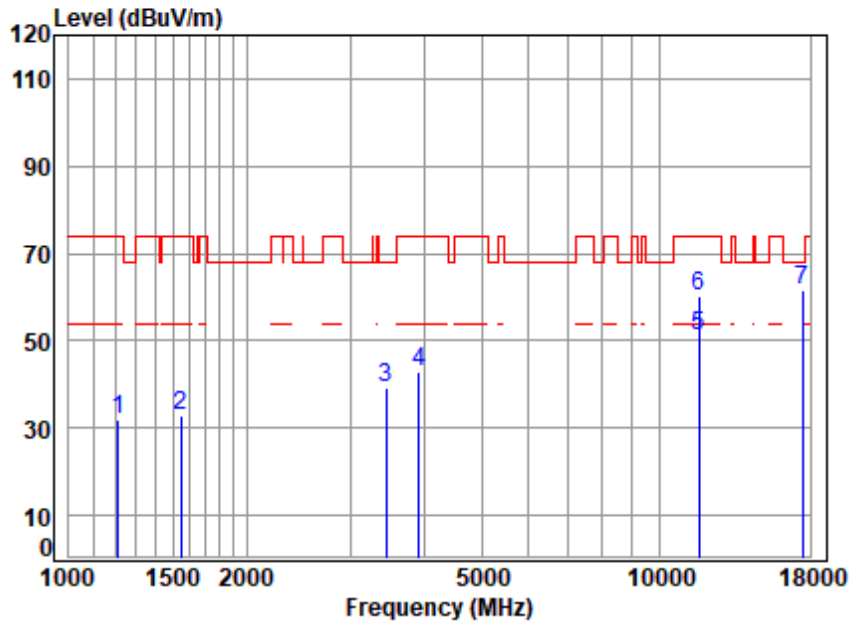


Site : chamber  
 Condition: 3m VERTICAL  
 Job No : 04877AT\00791AT  
 Mode : 5785 TX RSE  
 Note : 5G WIFI 11AX20

	Freq	Cable Loss	Ant Factor	Preamp Factor	Read Level	Level	Limit Line	Over Limit	Remark
	MHz	dB	dB/m	dB	dBuV	dBuV/m	dBuV/m	dB	
1	1238.483	3.73	24.94	54.69	56.05	30.03	74.00	-43.97	peak
2	1547.199	4.11	26.99	54.79	56.57	32.88	74.00	-41.12	peak
3	3366.778	6.41	32.20	54.72	55.57	39.46	68.20	-28.74	peak
4	4392.376	7.13	34.74	54.26	53.71	41.32	74.00	-32.68	peak
5	11570.000	11.95	37.73	53.12	57.22	53.78	74.00	-20.22	peak
6	17355.000	14.73	43.26	52.72	54.80	60.07	68.20	-8.13	peak



Test Mode: 04; Polarity: Horizontal; Modulation:802.11ax(Full RU0); Bandwidth:20MHz; Channel:High



Site : chamber  
Condition: 3m HORIZONTAL  
Job No : 04877AT\00791AT  
Mode : 5825 TX RSE  
Note : 5G WIFI 11AX20

		Cable	Ant	Preamp	Read		Limit	Over	
	Freq	Loss	Factor	Factor	Level	Level	Line	Limit	Remark
	MHz	dB	dB/m	dB	dBuV	dBuV/m	dBuV/m	dB	
1	1210.174	3.70	24.54	54.68	58.33	31.89	74.00	-42.11	peak
2	1547.199	4.11	26.99	54.79	56.57	32.88	74.00	-41.12	peak
3	3445.535	6.47	31.85	54.66	55.45	39.11	68.20	-29.09	peak
4	3912.809	6.63	33.72	54.35	56.79	42.79	74.00	-31.21	peak
5	q11650.000	11.95	37.80	53.13	54.57	51.19	54.00	-2.81	Average
6	11650.000	11.95	37.80	53.13	63.50	60.12	74.00	-13.88	peak
7	p17475.000	14.86	43.40	52.66	55.93	61.53	68.20	-6.67	peak



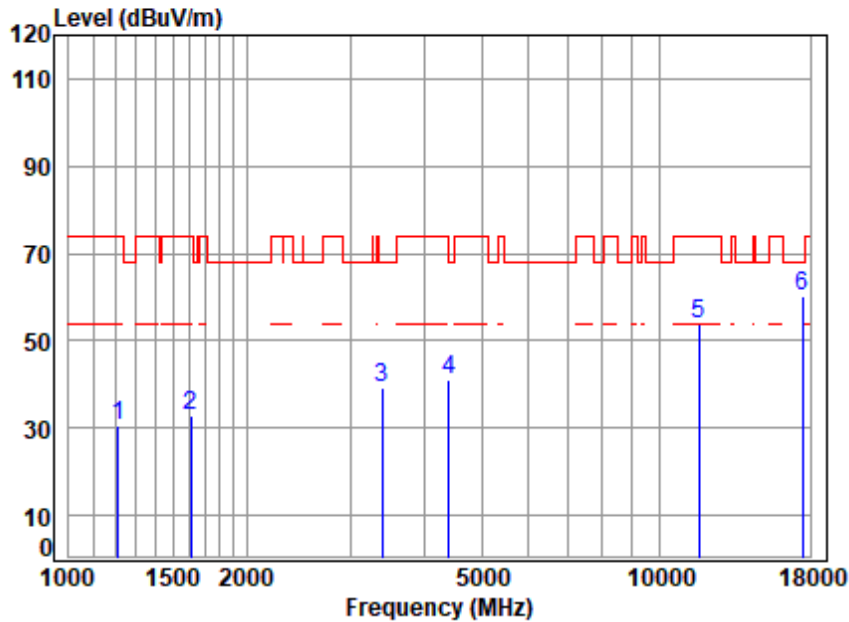
## SGS-CSTC Standards Technical Services Co., Ltd. Shenzhen Branch

SZEMC-TRF-01 Rev. A/1

Report No.: SZCR241200487703

Page: 107 of 1136

Test Mode: 04; Polarity: Vertical; Modulation:802.11ax(Full RU0); Bandwidth:20MHz; Channel:High



Site : chamber  
 Condition: 3m VERTICAL  
 Job No : 04877AT\00791AT  
 Mode : 5825 TX RSE  
 Note : 5G WIFI 11AX20

		Cable	Ant	Preamp	Read		Limit	Over	
	Freq	Loss	Factor	Factor	Level	Level	Line	Limit	Remark
	MHz	dB	dB/m	dB	dBuV	dBuV/m	dBuV/m	dB	
1	1210.174	3.70	24.54	54.68	56.81	30.37	74.00	-43.63	peak
2	1611.091	4.20	26.69	54.81	56.97	33.05	74.00	-40.95	peak
3	3396.098	6.43	32.38	54.70	55.14	39.25	68.20	-28.95	peak
4	4405.090	7.14	34.74	54.26	53.44	41.06	68.20	-27.14	peak
5	11650.000	11.95	37.80	53.13	57.22	53.84	74.00	-20.16	peak
6	17475.000	14.86	43.40	52.66	54.41	60.01	68.20	-8.19	peak

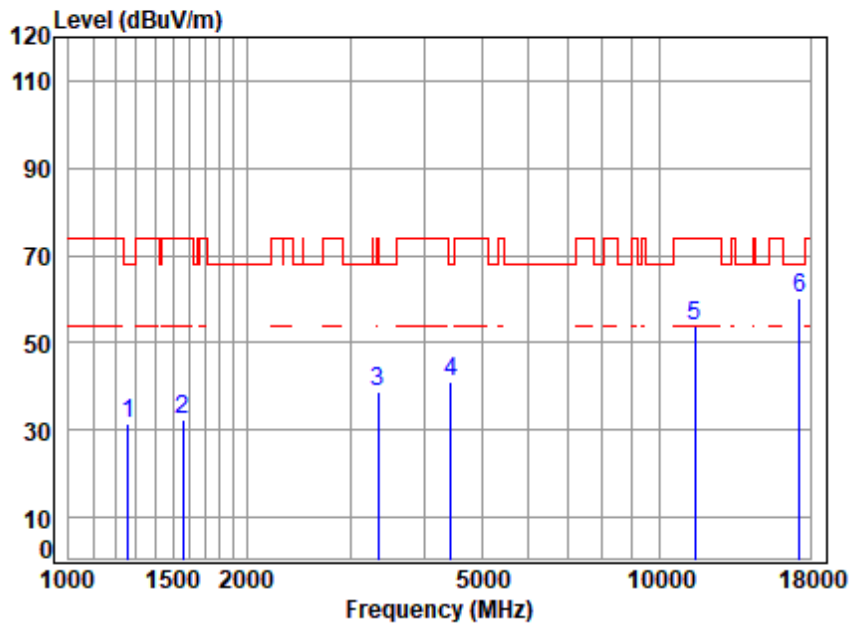


SGS-CSTC Standards Technical Services Co., Ltd.  
 Shenzhen Branch Inspection & Testing Laboratory

Unless otherwise agreed in writing, this document is issued by the Company subject to its General Conditions of Service printed overleaf, available on request or accessible at <https://www.sgs.com/en/Terms-and-Conditions>. Attention is drawn to the limitation of liability, indemnification and jurisdiction issues defined therein. Any holder of this document is advised that information contained hereon reflects the Company's findings at the time of its intervention only and within the limits of Client's instructions, if any. The Company's sole responsibility is to its Client and this document does not exonerate parties to a transaction from exercising all their rights and obligations under the transaction documents. This document cannot be reproduced except in full, without prior written approval of the Company. Any unauthorized alteration, forgery or falsification of the content or appearance of this document is unlawful and offenders may be prosecuted to the fullest extent of the law. Unless otherwise stated the results shown in this test report refer only to the sample(s) tested and such sample(s) are retained for 30 days only.

Attention: To check the authenticity of testing /inspection report & certificate, please contact us at telephone: (86-755) 8307 1443, or email: [CN.Doccheck@sgs.com](mailto:CN.Doccheck@sgs.com)  
 No.1 Workshop, M-10, Middle Section, Science & Technology Park, Nanshan District, Shenzhen, Guangdong, China 518057 t (86-755) 26012053 f (86-755) 26710594 www.ssgroup.com.cn  
 中国·广东·深圳市南山区科技园中区M-10栋1号厂房 邮编: 518057 t (86-755) 26012053 f (86-755) 26710594 sgs.china@sgs.com

Test Mode: 04; Polarity: Horizontal; Modulation:802.11ax(Full RU0); Bandwidth:40MHz; Channel:Low



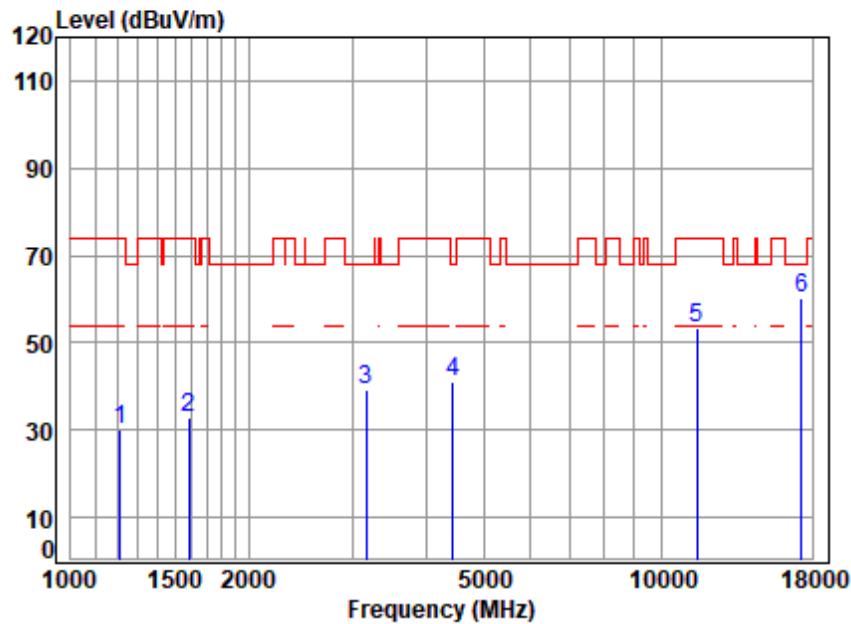
Site : chamber  
Condition: 3m HORIZONTAL  
Job No : 04877AT\00791AT  
Mode : 5755 TX RSE  
Note : 5G WIFI 11AX40

	Freq	Cable Loss	Ant Factor	Preamp Factor	Read Level	Level	Limit Line	Over Limit	Remark
	MHz	dB	dB/m	dB	dBuV	dBuV/m	dBuV/m	dB	
1	1260.149	3.76	25.04	54.70	57.20	31.30	68.20	-36.90	peak
2	1560.673	4.13	26.96	54.79	56.10	32.40	74.00	-41.60	peak
3	3347.371	6.39	32.05	54.73	55.12	38.83	74.00	-35.17	peak
4	4443.453	7.19	34.28	54.25	53.88	41.10	68.20	-27.10	peak
5	11510.000	11.95	37.79	53.10	57.26	53.90	74.00	-20.10	peak
6	p17265.000	14.62	43.06	52.76	55.26	60.18	68.20	-8.02	peak





Test Mode: 04; Polarity: Vertical; Modulation:802.11ax(Full RU0); Bandwidth:40MHz; Channel:Low



Site : chamber  
Condition: 3m VERTICAL  
Job No : 04877AT\00791AT  
Mode : 5755 TX RSE  
Note : 5G WIFI 11AX40

	Freq	Cable Loss	Ant Factor	Preamp Factor	Read Level	Level	Limit Line	Over Limit	Remark
	MHz	dB	dB/m	dB	dBuV	dBuV/m	dBuV/m	dB	
1	1210.174	3.70	24.54	54.68	56.51	30.07	74.00	-43.93	peak
2	1587.975	4.17	26.85	54.80	56.71	32.93	74.00	-41.07	peak
3	3168.500	6.23	32.65	54.87	55.29	39.30	68.20	-28.90	peak
4	4443.453	7.19	34.28	54.25	54.07	41.29	68.20	-26.91	peak
5	11510.000	11.95	37.79	53.10	56.70	53.34	74.00	-20.66	peak
6	p17265.000	14.62	43.06	52.76	55.23	60.15	68.20	-8.05	peak



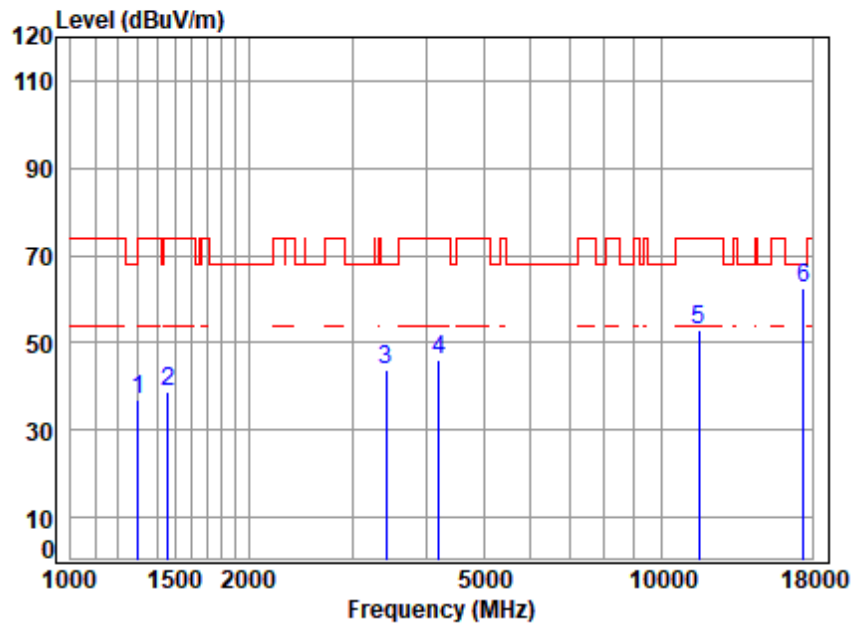
## SGS-CSTC Standards Technical Services Co., Ltd. Shenzhen Branch

SZEMC-TRF-01 Rev. A/1

Report No.: SZCR241200487703

Page: 110 of 1136

Test Mode: 04; Polarity: Horizontal; Modulation:802.11ax(Full RU0); Bandwidth:40MHz; Channel:High



Site : chamber  
Condition: 3m HORIZONTAL  
Job No : 04877AT\00791AT  
Mode : 5795 TX RSE  
Note : 5G WIFI 11AX40

		Cable	Ant	Preamp	Read		Limit	Over	
	Freq	Loss	Factor	Factor	Level	Level	Line	Limit	Remark
	MHz	dB	dB/m	dB	dBuV	dBuV/m	dBuV/m	dB	
1	1300.858	10.16	24.79	54.71	56.75	36.99	74.00	-37.01	peak
2	1460.295	10.19	25.69	54.76	57.80	38.92	74.00	-35.08	peak
3	3415.787	10.58	32.21	54.68	55.50	43.61	68.20	-24.59	peak
4	4193.872	10.74	33.80	54.28	55.83	46.09	74.00	-27.91	peak
5	11590.000	12.20	37.71	53.12	56.00	52.79	74.00	-21.21	peak
6	p17385.000	15.20	43.35	52.70	56.54	62.39	68.20	-5.81	peak



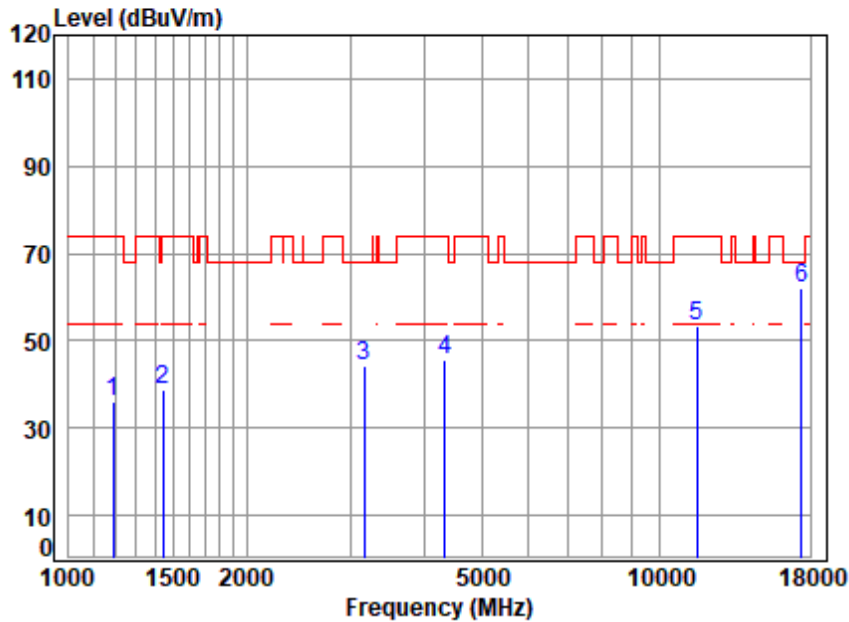
SGS-CSTC Standards Technical Services Co., Ltd.  
Shenzhen Branch Inspection & Testing Laboratory

Unless otherwise agreed in writing, this document is issued by the Company subject to its General Conditions of Service printed overleaf, available on request or accessible at <https://www.sgs.com/en/Terms-and-Conditions>. Attention is drawn to the limitation of liability, indemnification and jurisdiction issues defined therein. Any holder of this document is advised that information contained hereon reflects the Company's findings at the time of its intervention only and within the limits of Client's instructions, if any. The Company's sole responsibility is to its Client and this document does not exonerate parties to a transaction from exercising all their rights and obligations under the transaction documents. This document cannot be reproduced except in full, without prior written approval of the Company. Any unauthorized alteration, forgery or falsification of the content or appearance of this document is unlawful and offenders may be prosecuted to the fullest extent of the law. Unless otherwise stated the results shown in this test report refer only to the sample(s) tested and such sample(s) are retained for 30 days only.

Attention: To check the authenticity of testing /inspection report & certificate, please contact us at telephone: (86-755) 8307 1443, or email: [CN.Doccheck@sgs.com](mailto:CN.Doccheck@sgs.com)

No.1 Workshop, M-10, Middle Section, Science & Technology Park, Nanshan District, Shenzhen, Guangdong, China 518057 t (86-755) 26012053 f (86-755) 26710594 www.sgs.com.cn  
中国·广东·深圳市南山区科技园中区M-10栋1号厂房 邮编: 518057 t (86-755) 26012053 f (86-755) 26710594 sgs.china@sgs.com

Test Mode: 04; Polarity: Vertical; Modulation:802.11ax(Full RU0); Bandwidth:40MHz; Channel:High



Site : chamber  
Condition: 3m VERTICAL  
Job No : 04877AT\00791AT  
Mode : 5795 TX RSE  
Note : 5G WIFI 11AX40

		Cable	Ant	Preamp	Read		Limit	Over	
	Freq	Loss	Factor	Factor	Level	Level	Line	Limit	Remark
	MHz	dB	dB/m	dB	dBuV	dBuV/m	dBuV/m	dB	
1	1189.368	10.14	24.29	54.68	56.27	36.02	74.00	-37.98	peak
2	1443.509	10.19	25.30	54.76	58.26	38.99	74.00	-35.01	peak
3	3168.500	10.54	32.65	54.87	55.87	44.19	68.20	-24.01	peak
4	4329.354	10.77	34.23	54.26	54.79	45.53	74.00	-28.47	peak
5	11590.000	12.20	37.71	53.12	56.45	53.24	74.00	-20.76	peak
6	p17385.000	15.20	43.35	52.70	56.14	61.99	68.20	-6.21	peak



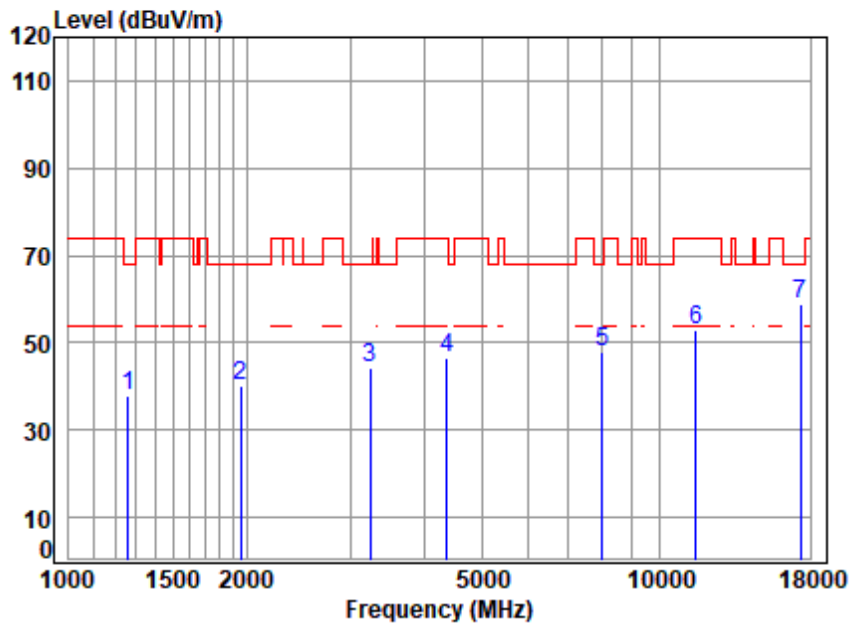
## SGS-CSTC Standards Technical Services Co., Ltd. Shenzhen Branch

SZEMC-TRF-01 Rev. A/1

Report No.: SZCR241200487703

Page: 112 of 1136

Test Mode: 04; Polarity: Horizontal; Modulation:802.11ax(Full RU0); Bandwidth:80MHz; Channel:middle



Site : chamber  
Condition: 3m HORIZONTAL  
Job No : 04877AT\00791AT  
Mode : 5775 TX RSE  
Note : 5G WIFI 11AX80

	Freq	Cable Loss	Ant Factor	Preamp Factor	Read Level	Level	Limit Line	Over Limit	Remark
	MHz	dB	dB/m	dB	dBuV	dBuV/m	dBuV/m	dB	
1	1260.149	10.16	25.04	54.70	57.33	37.83	68.20	-30.37	peak
2	1955.344	10.29	28.00	54.89	56.97	40.37	68.20	-27.83	Peak
3	3242.619	10.55	32.22	54.81	56.35	44.31	68.20	-23.89	peak
4	4367.058	10.77	34.54	54.26	55.55	46.60	74.00	-27.40	peak
5	8013.020	10.03	36.40	53.11	54.72	48.04	68.20	-20.16	Peak
6	11550.000	12.15	37.75	53.11	56.35	53.14	74.00	-20.86	peak
7	p17325.000	15.13	43.17	52.73	53.14	58.71	68.20	-9.49	peak



SGS-CSTC Standards Technical Services Co., Ltd.  
Shenzhen Branch

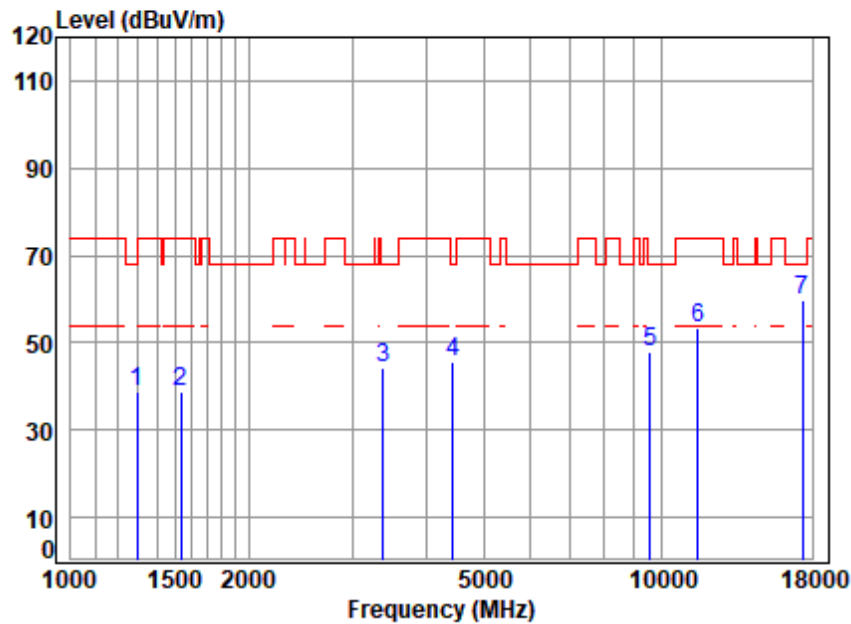
Unless otherwise agreed in writing, this document is issued by the Company subject to its General Conditions of Service printed overleaf, available on request or accessible at <https://www.sgs.com/en/Terms-and-Conditions>. Attention is drawn to the limitation of liability, indemnification and jurisdiction issues defined therein. Any holder of this document is advised that information contained hereon reflects the Company's findings at the time of its intervention only and within the limits of Client's instructions, if any. The Company's sole responsibility is to its Client and this document does not exonerate parties to a transaction from exercising all their rights and obligations under the transaction documents. This document cannot be reproduced except in full, without prior written approval of the Company. Any unauthorized alteration, forgery or falsification of the content or appearance of this document is unlawful and offenders may be prosecuted to the fullest extent of the law. Unless otherwise stated the results shown in this test report refer only to the sample(s) tested and such sample(s) are retained for 30 days only.

Attention: To check the authenticity of testing /inspection report & certificate, please contact us at telephone: (86-755) 8307 1443, or email: [CN.Doccheck@sgs.com](mailto:CN.Doccheck@sgs.com)

No.1 Workshop, M-10, Middle Section, Science & Technology Park, Nanshan District, Shenzhen, Guangdong, China 518057 t (86-755) 26012053 f (86-755) 26710594 www.sgs.com.cn  
中国·广东·深圳市南山区科技园中区M-10栋1号厂房 邮编: 518057 t (86-755) 26012053 f (86-755) 26710594 sgs.china@sgs.com



Test Mode: 04; Polarity: Vertical; Modulation:802.11ax(Full RU0); Bandwidth:80MHz; Channel:middle



Site : chamber  
Condition: 3m VERTICAL  
Job No : 04877AT\00791AT  
Mode : 5775 TX RSE  
Note : 5G WIFI 11AX80

		Cable	Ant	Preamp	Read		Limit	Over	
	Freq	Loss	Factor	Factor	Level	Level	Line	Limit	Remark
	MHz	dB	dB/m	dB	dBuV	dBuV/m	dBuV/m	dB	
1	1293.359	10.16	24.84	54.71	58.59	38.88	68.20	-29.32	peak
2	1538.281	10.21	26.95	54.79	56.30	38.67	74.00	-35.33	peak
3	3376.523	10.58	32.26	54.71	56.23	44.36	68.20	-23.84	peak
4	4443.453	10.79	34.28	54.25	54.69	45.51	68.20	-22.69	peak
5	9558.018	10.68	37.48	53.37	53.30	48.09	68.20	-20.11	Peak
6	11550.000	12.15	37.75	53.11	56.49	53.28	74.00	-20.72	peak
7	p17325.000	15.13	43.17	52.73	54.19	59.76	68.20	-8.44	peak



## 7.5 Radiated Emissions which fall in the restricted bands

Test Requirement 47 CFR Part 15, Subpart C 15.209 & Subpart E 15.407(b)

Test Method: ANSI C63.10 (2013) Section 6.10.5

Measurement Distance: 3m

Limit:

Frequency(MHz)	Field strength(microvolts/meter)	Measurement distance(meters)
0.009-0.490	2400/F(kHz)	300
0.490-1.705	24000/F(kHz)	30
1.705-30.0	30	30
30-88	100	3
88-216	150	3
216-960	200	3
Above 960	500	3

\*(1) For transmitters operating in the 5.15-5.25 GHz band: All emissions outside of the 5.15-5.35 GHz band shall not exceed an e.i.r.p. of -27 dBm/MHz.

(2) For transmitters operating in the 5.25-5.35 GHz band: All emissions outside of the 5.15-5.35 GHz band shall not exceed an e.i.r.p. of -27 dBm/MHz.

(3) For transmitters operating in the 5.47-5.725 GHz band: All emissions outside of the 5.47-5.725 GHz band shall not exceed an e.i.r.p. of -27 dBm/MHz.

(4) For transmitters operating in the 5.725-5.85 GHz band:

(i) All emissions shall be limited to a level of -27 dBm/MHz at 75 MHz or more above or below the band edge increasing linearly to 10 dBm/MHz at 25 MHz above or below the band edge, and from 25 MHz above or below the band edge increasing linearly to a level of 15.6 dBm/MHz at 5 MHz above or below the band edge, and from 5 MHz above or below the band edge increasing linearly to a level of 27 dBm/MHz at the band edge.

Remark: The emission limits shown in the above table are based on measurements employing a CISPR quasi-peak detector except for the frequency bands 9-90kHz, 110-490kHz and above 1000 MHz. Radiated emission limits in these three bands are based on measurements employing an average detector, the peak field strength of any emission shall not exceed the maximum permitted average limits specified above by more than 20 dB under any condition of modulation.

### 7.5.1 E.U.T. Operation

Operating Environment:

Temperature: 23.5 °C

Humidity: 56.3 % RH

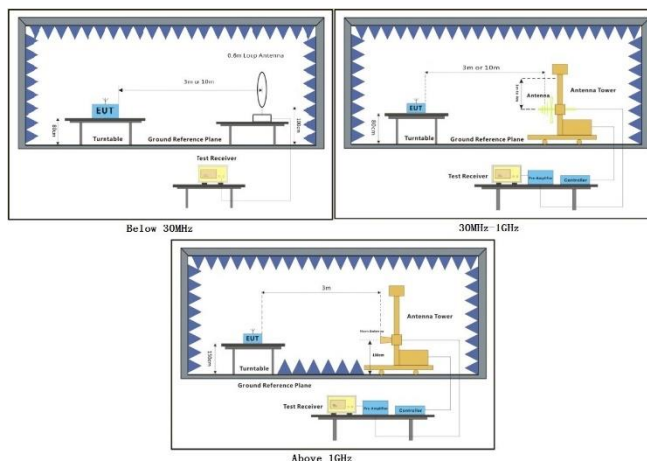
Atmospheric Pressure: 1020 mbar



### 7.5.2 Test Mode Description

Pre-scan / Final test	Mode Code	Description
Final test	02	TX mode (U-NII-1) _Keep the EUT in continuously transmitting mode with all modulation types. All data rates for each modulation type have been tested and found the data rate @ 6Mbps is the worst case of IEEE 802.11a; data rate @ MCS0 is the worst case of IEEE 802.11n/ac/ax/be 20/40/80, Only the data of worst case is recorded in the report.
Final test	03	TX mode (U-NII-2A) _Keep the EUT in continuously transmitting mode with all modulation types. All data rates for each modulation type have been tested and found the data rate @ 6Mbps is the worst case of IEEE 802.11a; data rate @ MCS0 is the worst case of IEEE 802.11n/ac/ax/be 20/40/80, Only the data of worst case is recorded in the report.
Final test	04	TX mode (U-NII-3) _Keep the EUT in continuously transmitting mode with all modulation types. All data rates for each modulation type have been tested and found the data rate @ 6Mbps is the worst case of IEEE 802.11a; data rate @ MCS0 is the worst case of IEEE 802.11n/ac/ax/be 20/40/80, Only the data of worst case is recorded in the report.

### 7.5.3 Test Setup Diagram



## 7.5.4 Measurement Procedure and Data

- a. For below 1GHz, the EUT was placed on the top of a rotating table 0.8 meters above the ground at a 3 or 10 meter semi-anechoic chamber. The table was rotated 360 degrees to determine the position of the highest radiation.
- b. For above 1GHz, the EUT was placed on the top of a rotating table 1.5 meters above the ground at a 3 meter fully-anechoic chamber. The table was rotated 360 degrees to determine the position of the highest radiation.
- c. The EUT was set 3 or 10 meters away from the interference-receiving antenna, which was mounted on the top of a variable-height antenna tower.
- d. The antenna height is varied from one meter to four meters above the ground to determine the maximum value of the field strength. Both horizontal and vertical polarizations of the antenna are set to make the measurement.
- e. For each suspected emission, the EUT was arranged to its worst case and then the antenna was tuned to heights from 1 meter to 4 meters (for the test frequency of below 30MHz, the antenna was tuned to heights 1 meter) and the rotatable table was turned from 0 degrees to 360 degrees to find the maximum reading.
- f. The test-receiver system was set to Peak Detect Function and Specified Bandwidth with Maximum Hold Mode.
- g. If the emission level of the EUT in peak mode was 10dB lower than the limit specified, then testing could be stopped and the peak values of the EUT would be reported. Otherwise the emissions that did not have 10dB margin would be re-tested one by one using peak, quasi-peak or average method as specified and then reported in a data sheet.
- h. Test the EUT in the lowest channel, the middle channel, the Highest channel.
- i. The radiation measurements are performed in X, Y, Z axis positioning for Transmitting mode, and found the X axis positioning which it is the worst case.
- j. Repeat above procedures until all frequencies measured was complete.

Remark 1: Level= Read Level+ Cable Loss+ Antenna Factor- Preamp Factor

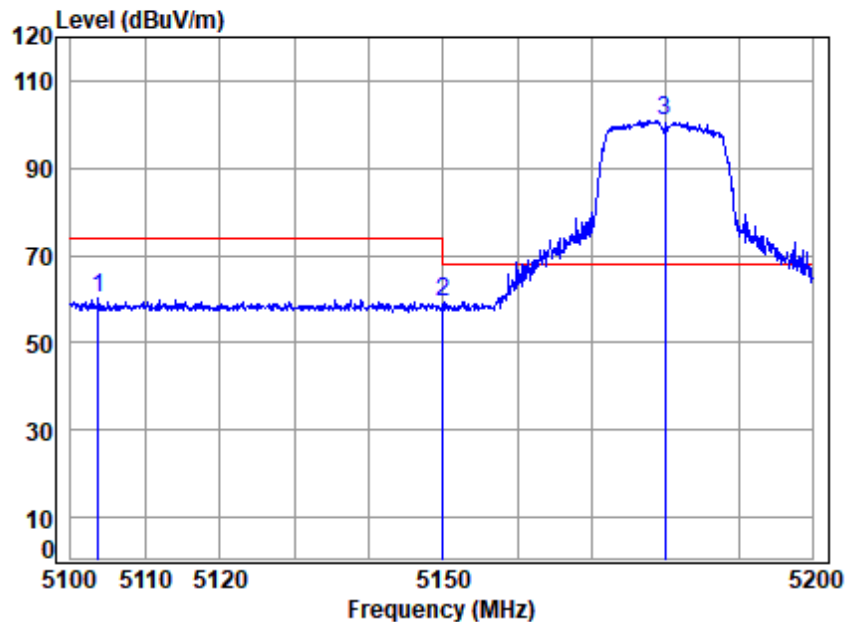
Remark 2. The resolution bandwidth of test receiver/spectrum analyzer is 1MHz and the video bandwidth is 3MHz for Peak detection (PK) and Average detection (AV) at frequency above 1GHz.

Remark 3. For fundamental and harmonic signal measurement, the resolution bandwidth of test receiver/spectrum analyzer is 1MHz and the video bandwidth is  $\geq 1/T$  (Duty cycle  $< 98\%$ ) or 10Hz (Duty cycle  $\geq 98\%$ ) for Average detection (AV) at frequency above 1GHz.





Test Mode: 02; Polarity: Horizontal; Modulation:802.11a; Bandwidth:20MHz; Channel:Low

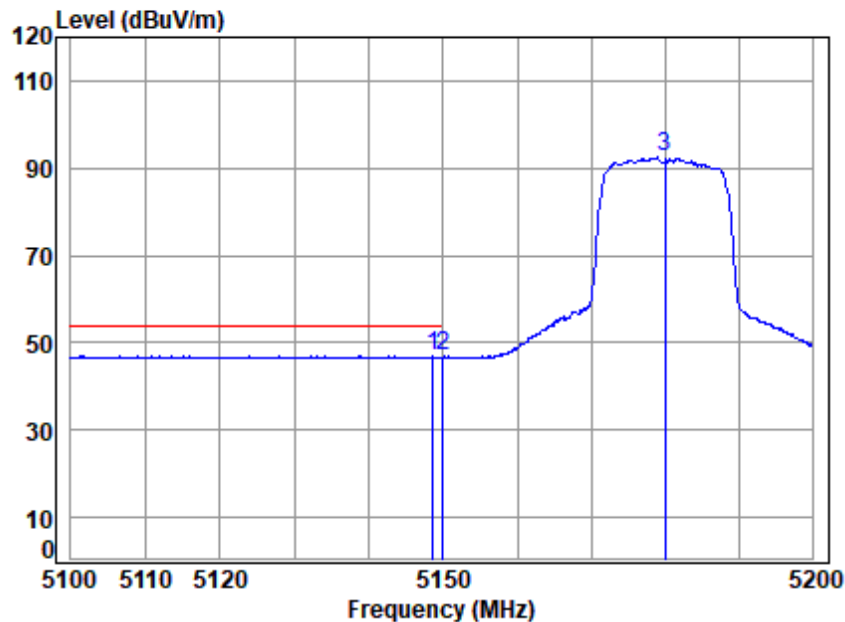


Site : chamber  
Condition: 3m HORIZONTAL  
Job No : 04877AT\00791AT  
Mode : 5180 Band edge  
: 5G WIFI 11A

		Cable	Ant	Preamp	Read		Limit	Over	
Freq		Loss	Factor	Factor	Level	Level	Line	Limit	Remark
MHz		dB	dB/m	dB	dBuV	dBuV/m	dBuV/m	dB	
1	5103.666	18.77	33.99	31.26	38.78	60.28	74.00	-13.72	peak
2	5149.980	18.83	33.90	31.28	37.67	59.12	74.00	-14.88	peak
3 p	5180.000	18.88	33.96	31.30	79.34	100.88	68.20	32.68	peak



Test Mode: 02; Polarity: Horizontal; Modulation:802.11a; Bandwidth:20MHz; Channel:Low

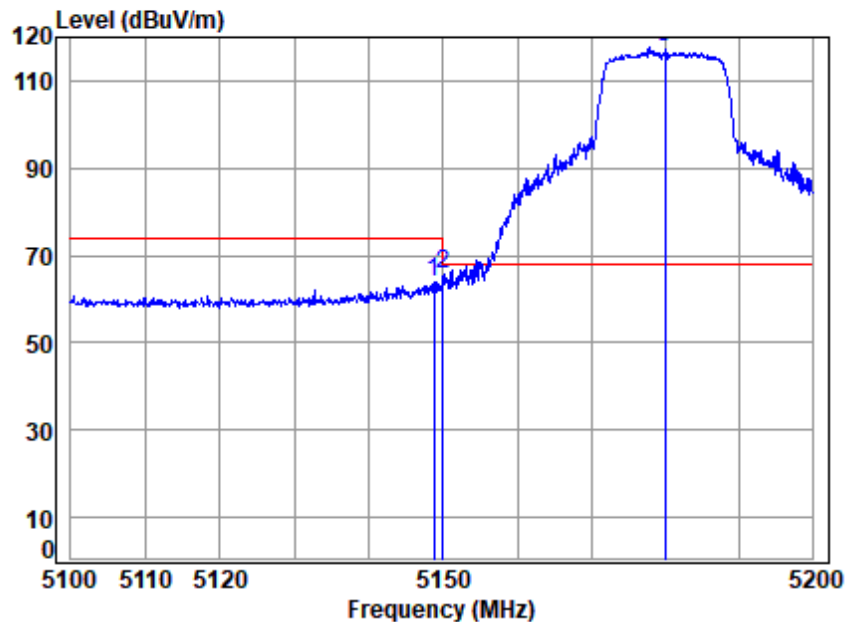


Site : chamber  
Condition: 3m HORIZONTAL  
Job No : 04877AT\00791AT  
Mode : 5180 Band edge  
: 5G WIFI 11A

		Cable	Ant	Preamp	Read	Limit	Over	
Freq	Loss	Factor	Factor	Level	Level	Line	Limit	Remark
MHz	dB	dB/m	dB	dBuV	dBuV/m	dBuV/m	dB	
1 q 5148.657	18.83	33.90	31.28	25.49	46.94	54.00	-7.06	Average
2 5149.980	18.83	33.90	31.28	25.33	46.78	54.00	-7.22	Average
3 5180.000	18.88	33.96	31.30	70.96	92.50	-----	-----	Average



Test Mode: 02; Polarity: Vertical; Modulation:802.11a; Bandwidth:20MHz; Channel:Low

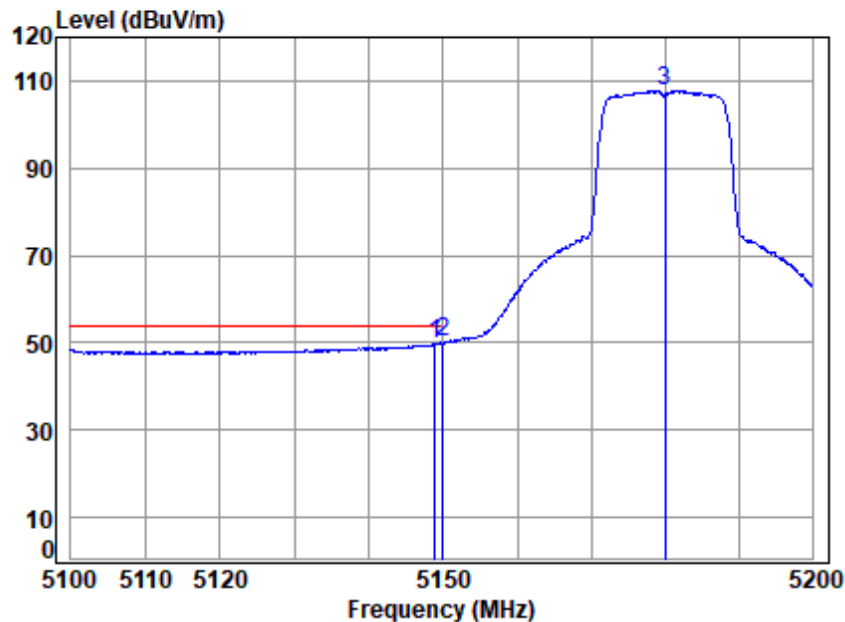


Site : chamber  
Condition: 3m VERTICAL  
Job No : 04877AT\00791AT  
Mode : 5180 Band edge  
: 5G WIFI 11A

		Cable	Ant	Preamp	Read	Limit	Over	
	Freq	Loss	Factor	Factor	Level	Level	Line	Limit Remark
	MHz	dB	dB/m	dB	dBuV	dBuV/m	dBuV/m	dB
1	5148.757	18.83	33.90	31.28	42.41	63.86	74.00	-10.14 Peak
2	5149.980	18.83	33.90	31.28	44.43	65.88	74.00	-8.12 Peak
3 p	5180.000	18.88	33.96	31.30	96.00	117.54	68.20	49.34 Peak



Test Mode: 02; Polarity: Vertical; Modulation:802.11a; Bandwidth:20MHz; Channel:Low



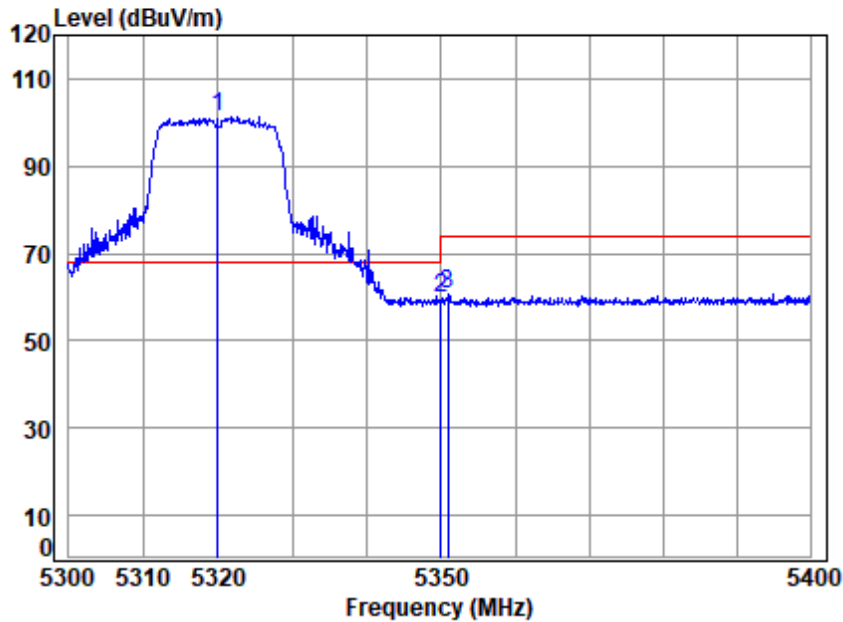
Site : chamber  
Condition: 3m VERTICAL  
Job No : 04877AT\00791AT  
Mode : 5180 Band edge  
: 5G WIFI 11A

		Cable	Ant	Preamp	Read	Limit	Over	
Freq	Loss	Factor	Factor	Level	Level	Line	Limit	Remark
MHz	dB	dB/m	dB	dBuV	dBuV/m	dBuV/m	dB	
1	5148.857	18.83	33.90	31.28	28.34	49.79	54.00	-4.21 Average
2 q	5149.980	18.83	33.90	31.28	28.93	50.38	54.00	-3.62 Average
3	5180.000	18.88	33.96	31.30	86.27	107.81	-----	----- Average





Test Mode: 03; Polarity: Horizontal; Modulation:802.11a; Bandwidth:20MHz; Channel:High

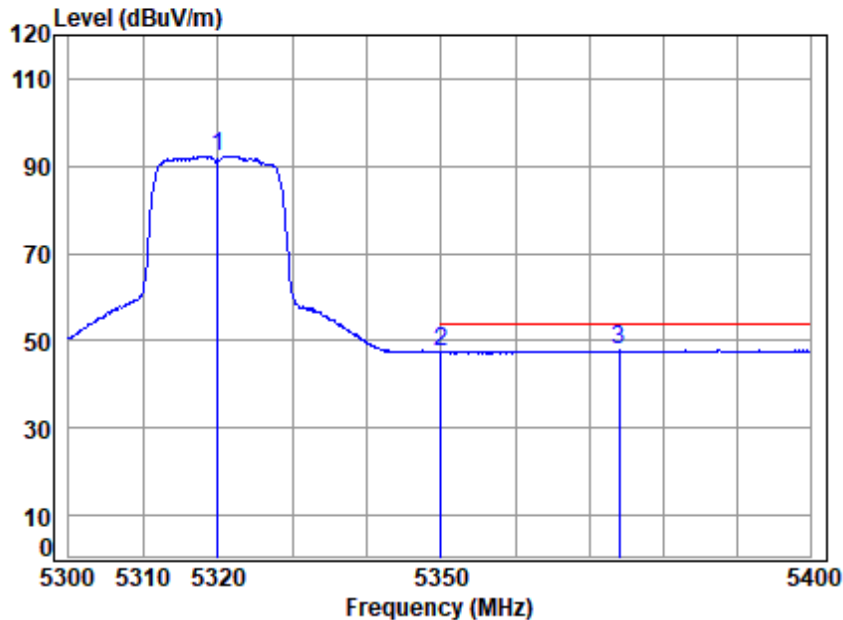


Site : chamber  
Condition: 3m HORIZONTAL  
Job No : 04877AT\00791AT  
Mode : 5320 Band edge  
: 5G WIFI 11A

		Cable	Ant	Preamp	Read		Limit	Over	
Freq		Loss	Factor	Factor	Level	Level	Line	Limit	Remark
MHz		dB	dB/m	dB	dBuV	dBuV/m	dBuV/m	dB	
1 p 5320.000		19.07	34.28	31.37	79.28	101.26	68.20	33.06	peak
2 5350.020		19.11	34.40	31.39	37.47	59.59	74.00	-14.41	peak
3 5350.866		19.11	34.40	31.39	38.49	60.61	74.00	-13.39	peak



Test Mode: 03; Polarity: Horizontal; Modulation:802.11a; Bandwidth:20MHz; Channel:High

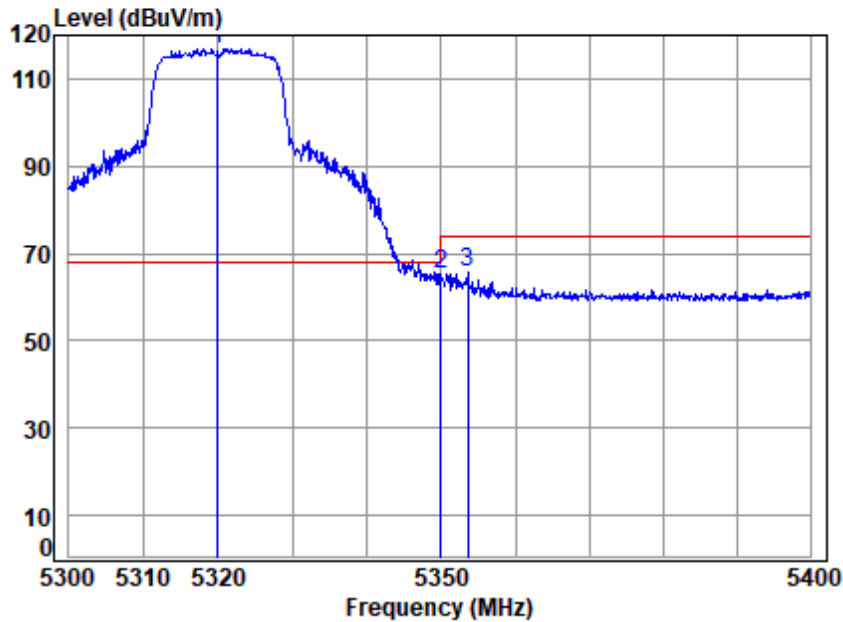


Site : chamber  
Condition: 3m HORIZONTAL  
Job No : 04877AT\00791AT  
Mode : 5320 Band edge  
: 5G WIFI 11A

		Cable	Ant	Preamp	Read	Limit	Over	
Freq	Loss	Factor	Factor	Level	Level	Line	Limit	Remark
MHz	dB	dB/m	dB	dBuV	dBuV/m	dBuV/m	dB	
1 5320.000	19.07	34.28	31.37	70.33	92.31	-----	-----	Average
2 5350.020	19.11	34.40	31.39	25.32	47.44	54.00	-6.56	Average
3 q 5374.121	19.14	34.50	31.40	25.60	47.84	54.00	-6.16	Average



Test Mode: 03; Polarity: Vertical; Modulation:802.11a; Bandwidth:20MHz; Channel:High

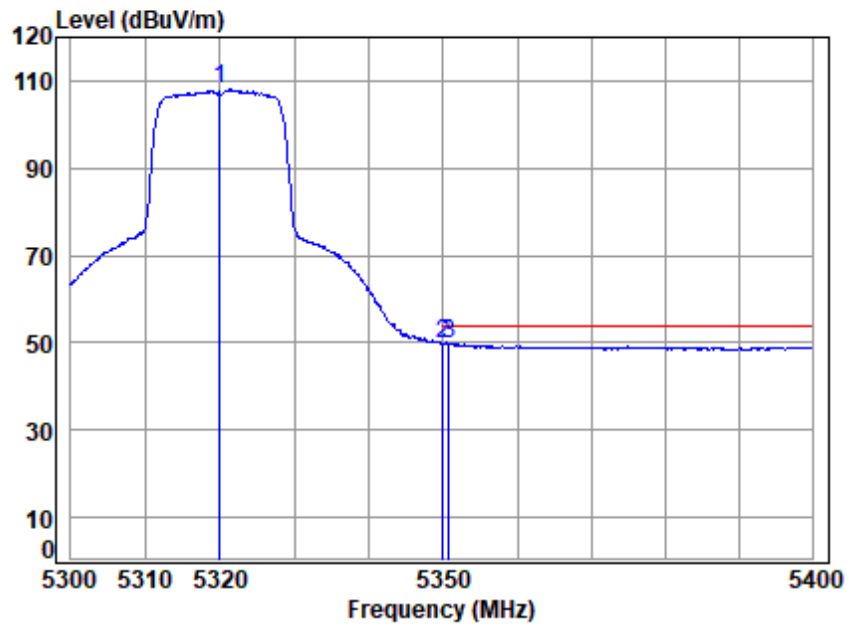


Site : chamber  
Condition: 3m VERTICAL  
Job No : 04877AT\00791AT  
Mode : 5320 Band edge  
: 5G WIFI 11A

		Cable	Ant	Preamp	Read	Limit	Over	
Freq	Loss	Factor	Factor	Level	Level	Line	Limit	Remark
MHz	dB	dB/m	dB	dBuV	dBuV/m	dBuV/m	dB	
1 p 5320.000	19.07	34.28	31.37	94.95	116.93	68.20	48.73	Peak
2 5350.020	19.11	34.40	31.39	43.14	65.26	74.00	-8.74	Peak
3 5353.568	19.11	34.41	31.39	43.74	65.87	74.00	-8.13	Peak



Test Mode: 03; Polarity: Vertical; Modulation:802.11a; Bandwidth:20MHz; Channel:High



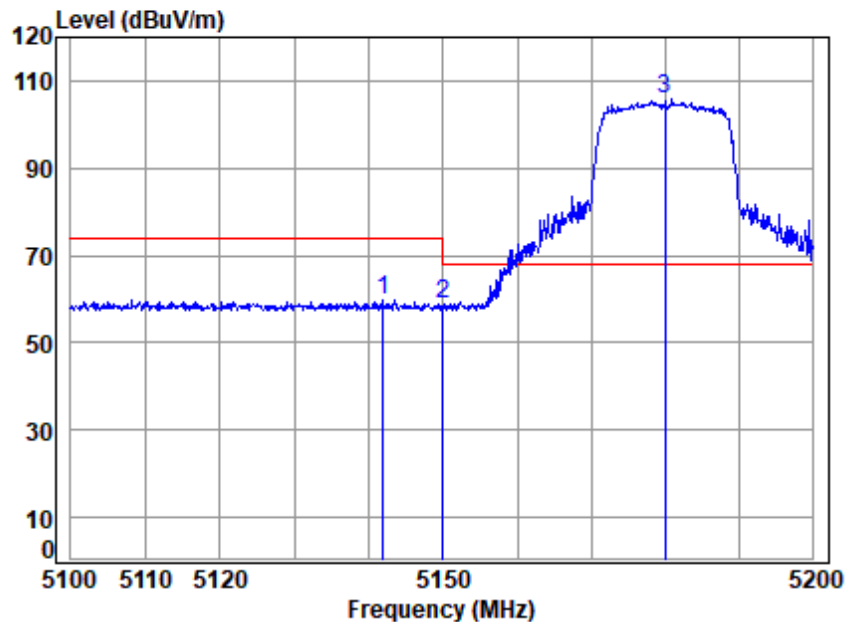
Site : chamber  
Condition: 3m VERTICAL  
Job No : 04877AT\00791AT  
Mode : 5320 Band edge  
: 5G WIFI 11A

		Cable	Ant	Preamp	Read	Limit	Over	
Freq		Loss	Factor	Factor	Level	Level	Line	Limit Remark
MHz		dB	dB/m	dB	dBuV	dBuV/m	dBuV/m	dB
1	5320.000	19.07	34.28	31.37	86.03	108.01	-----	----- Average
2 q	5350.020	19.11	34.40	31.39	27.83	49.95	54.00	-4.05 Average
3	5350.767	19.11	34.40	31.39	27.82	49.94	54.00	-4.06 Average





Test Mode: 02; Polarity: Horizontal; Modulation:802.11n; Bandwidth:20MHz; Channel:Low

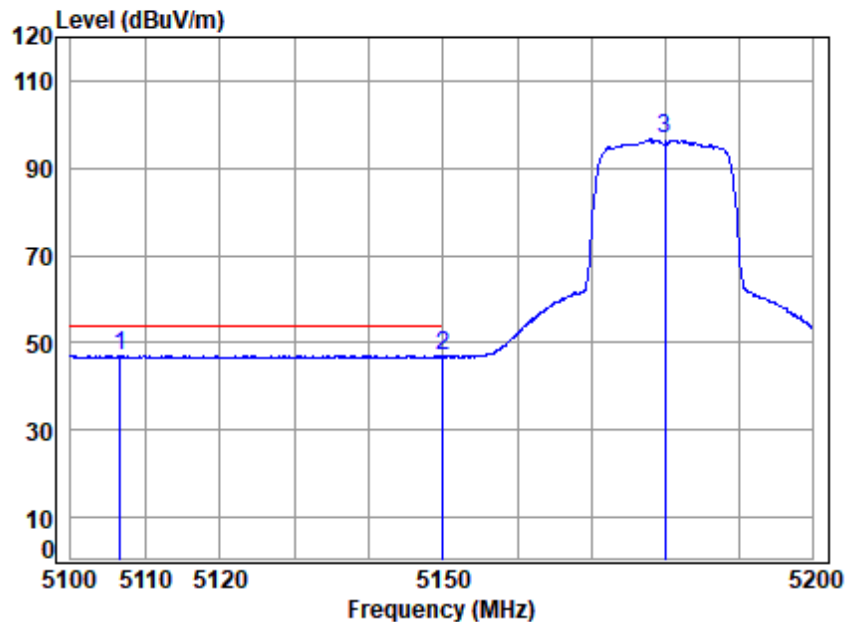


Site : chamber  
Condition: 3m HORIZONTAL  
Job No : 04877AT\00791AT  
Mode : 5180 Band edge  
: 5G WIFI 11N20

		Cable	Ant	Preamp	Read		Limit	Over	
	Freq	Loss	Factor	Factor	Level	Level	Line	Limit	Remark
	MHz	dB	dB/m	dB	dBuV	dBuV/m	dBuV/m	dB	
1	5141.963	18.82	33.92	31.28	38.49	59.95	74.00	-14.05	peak
2	5149.980	18.83	33.90	31.28	37.42	58.87	74.00	-15.13	peak
3 p	5180.000	18.88	33.96	31.30	84.12	105.66	68.20	37.46	peak



Test Mode: 02; Polarity: Horizontal; Modulation:802.11n; Bandwidth:20MHz; Channel:Low

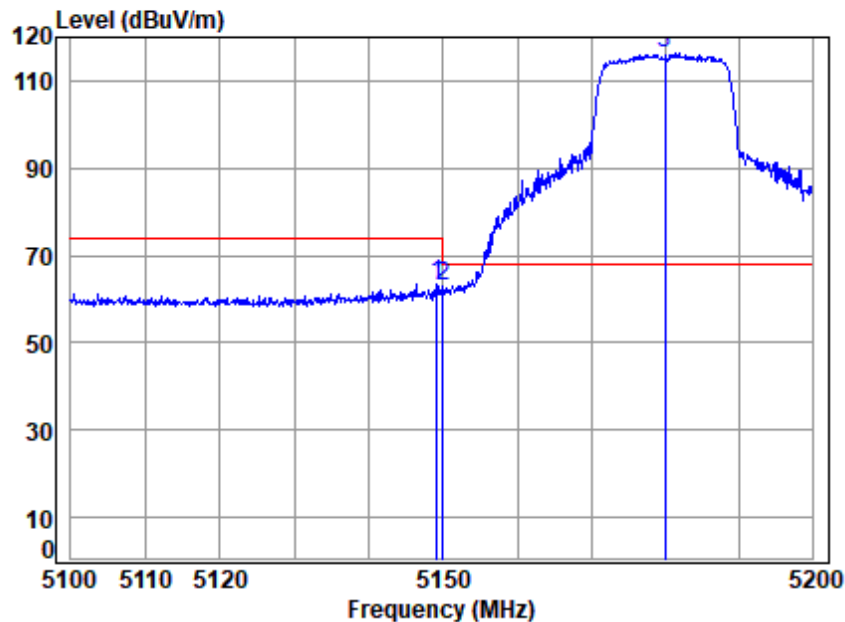


Site : chamber  
Condition: 3m HORIZONTAL  
Job No : 04877AT\00791AT  
Mode : 5180 Band edge  
: 5G WIFI 11N20

		Cable	Ant	Preamp	Read	Limit	Over	
Freq	Loss	Factor	Factor	Level	Level	Line	Limit	Remark
MHz	dB	dB/m	dB	dBuV	dBuV/m	dBuV/m	dB	
1 q 5106.640	18.77	33.99	31.26	25.50	47.00	54.00	-7.00	Average
2 5149.980	18.83	33.90	31.28	25.53	46.98	54.00	-7.02	Average
3 5180.000	18.88	33.96	31.30	75.03	96.57	-----	-----	Average



Test Mode: 02; Polarity: Vertical; Modulation:802.11n; Bandwidth:20MHz; Channel:Low

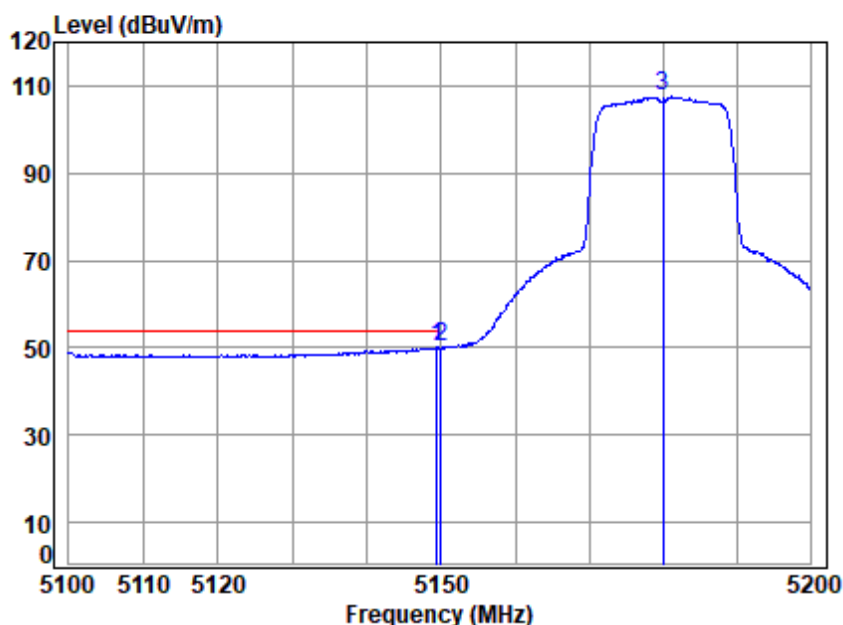


Site : chamber  
Condition: 3m VERTICAL  
Job No : 04877AT\00791AT  
Mode : 5180 Band edge  
: 5G WIFI 11N20

		Cable	Ant	Preamp	Read	Limit	Over	
Freq	Loss	Factor	Factor	Level	Level	Line	Limit	Remark
MHz	dB	dB/m	dB	dBuV	dBuV/m	dBuV/m	dB	
1	5149.157	18.83	33.90	31.28	41.82	63.27	74.00	-10.73 Peak
2	5149.980	18.83	33.90	31.28	41.31	62.76	74.00	-11.24 Peak
3 p	5180.000	18.88	33.96	31.30	94.85	116.39	68.20	48.19 Peak



Test Mode: 02; Polarity: Vertical; Modulation:802.11n; Bandwidth:20MHz; Channel:Low



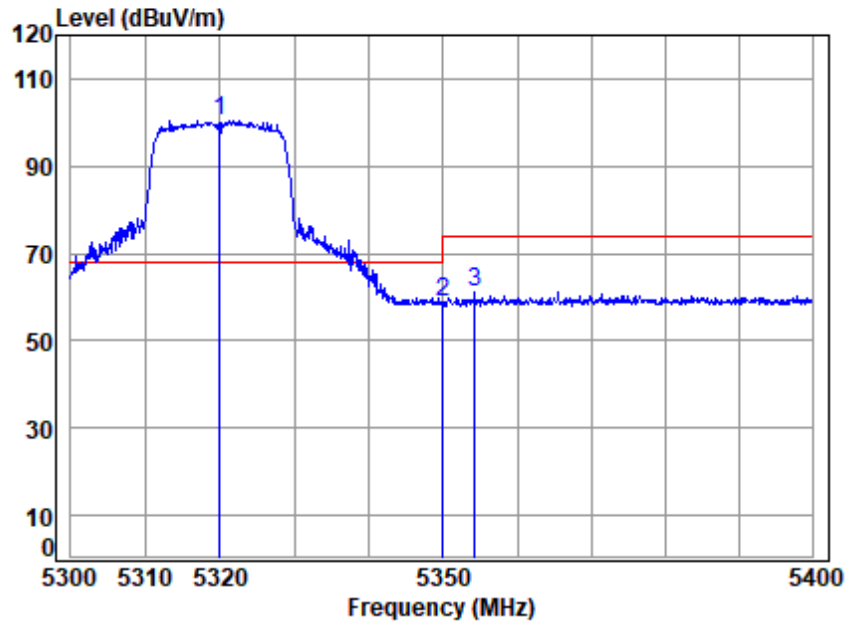
Site : chamber  
Condition: 3m VERTICAL  
Job No : 04877AT\00791AT  
Mode : 5180 Band edge  
: 5G WIFI 11N20

		Cable	Ant	Preamp	Read	Limit	Over	
	Freq	Loss	Factor	Factor	Level	Level	Line	Limit Remark
	MHz	dB	dB/m	dB	dBuV	dBuV/m	dBuV/m	dB
1	5149.458	18.83	33.90	31.28	28.57	50.02	54.00	-3.98 Average
2 q	5149.980	18.83	33.90	31.28	28.62	50.07	54.00	-3.93 Average
3	5180.000	18.88	33.96	31.30	85.94	107.48	-----	----- Average





Test Mode: 03; Polarity: Horizontal; Modulation:802.11n; Bandwidth:20MHz; Channel:High

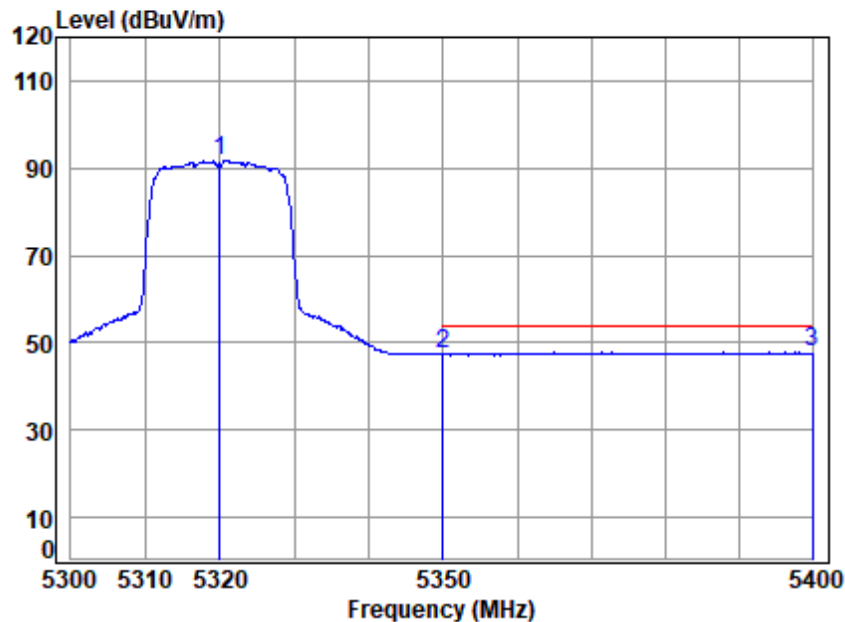


Site : chamber  
Condition: 3m HORIZONTAL  
Job No : 04877AT\00791AT  
Mode : 5320 Band edge  
: 5G WIFI 11N20

		Cable	Ant	Preamp	Read	Limit	Over	
Freq	Loss	Factor	Factor	Level	Level	Line	Limit	Remark
MHz	dB	dB/m	dB	dBuV	dBuV/m	dBuV/m	dB	
1 p 5320.000	19.07	34.28	31.37	78.53	100.51	68.20	32.31	peak
2 5350.020	19.11	34.40	31.39	36.61	58.73	74.00	-15.27	peak
3 5354.268	19.12	34.42	31.39	38.82	60.97	74.00	-13.03	peak



Test Mode: 03; Polarity: Horizontal; Modulation:802.11n; Bandwidth:20MHz; Channel:High

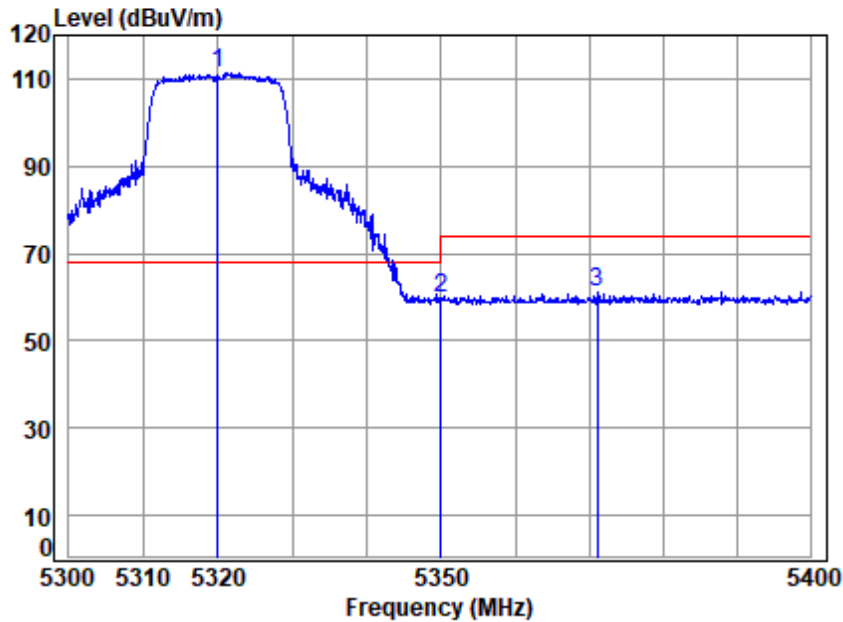


Site : chamber  
Condition: 3m HORIZONTAL  
Job No : 04877AT\00791AT  
Mode : 5320 Band edge  
: 5G WIFI 11N20

		Cable	Ant	Preamp	Read	Limit	Over	
Freq	Loss	Factor	Factor	Level	Level	Line	Limit	Remark
MHz	dB	dB/m	dB	dBuV	dBuV/m	dBuV/m	dB	
1 5320.000	19.07	34.28	31.37	69.75	91.73	-----	-----	Average
2 5350.020	19.11	34.40	31.39	25.37	47.49	54.00	-6.51	Average
3 q 5400.000	19.18	34.60	31.41	25.43	47.80	54.00	-6.20	Average



Test Mode: 03; Polarity: Vertical; Modulation:802.11n; Bandwidth:20MHz; Channel:High

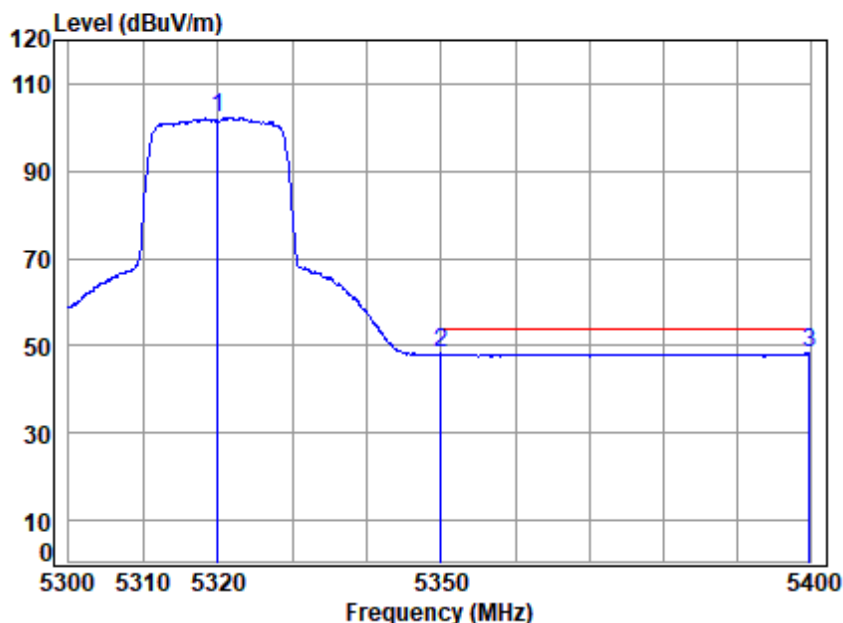


Site : chamber  
Condition: 3m VERTICAL  
Job No : 04877AT\00791AT  
Mode : 5320 Band edge  
: 5G WIFI 11N20

		Cable	Ant	Preamp	Read		Limit	Over	
Freq		Loss	Factor	Factor	Level	Level	Line	Limit	Remark
MHz		dB	dB/m	dB	dBuV	dBuV/m	dBuV/m	dB	
1 p 5320.000		19.07	34.28	31.37	89.43	111.41	68.20	43.21	Peak
2 5350.020		19.11	34.40	31.39	37.83	59.95	74.00	-14.05	Peak
3 5371.108		19.14	34.48	31.40	39.06	61.28	74.00	-12.72	Peak



Test Mode: 03; Polarity: Vertical; Modulation:802.11n; Bandwidth:20MHz; Channel:High



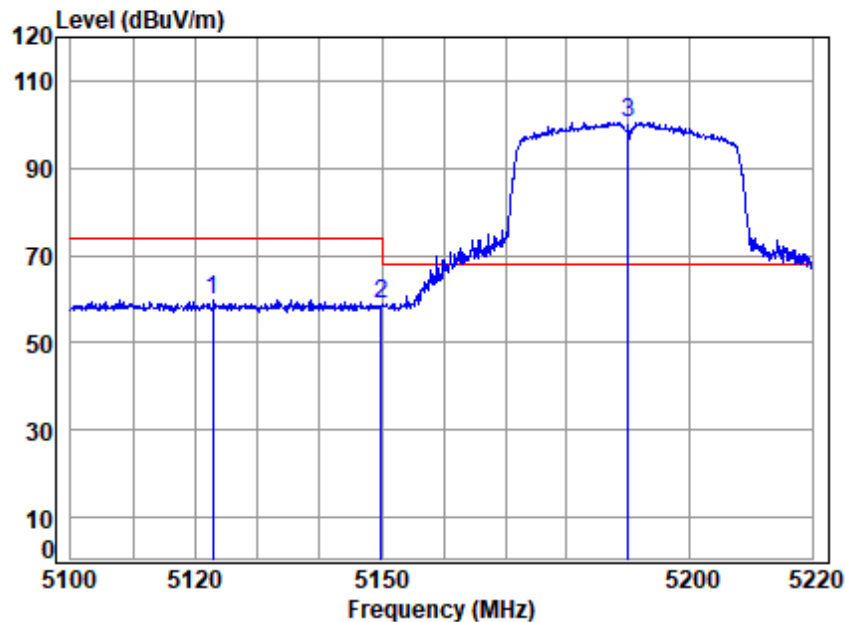
Site : chamber  
Condition: 3m VERTICAL  
Job No : 04877AT\00791AT  
Mode : 5320 Band edge  
: 5G WIFI 11N20

		Cable	Ant	Preamp	Read	Limit	Over	
Freq	Loss	Factor	Factor	Level	Level	Line	Limit	Remark
MHz	dB	dB/m	dB	dBuV	dBuV/m	dBuV/m	dB	
1 5320.000	19.07	34.28	31.37	80.31	102.29	-----	-----	Average
2 q 5350.020	19.11	34.40	31.39	26.19	48.31	54.00	-5.69	Average
3 5399.899	19.18	34.60	31.41	25.94	48.31	54.00	-5.69	Average





Test Mode: 02; Polarity: Horizontal; Modulation:802.11n; Bandwidth:40MHz; Channel:Low

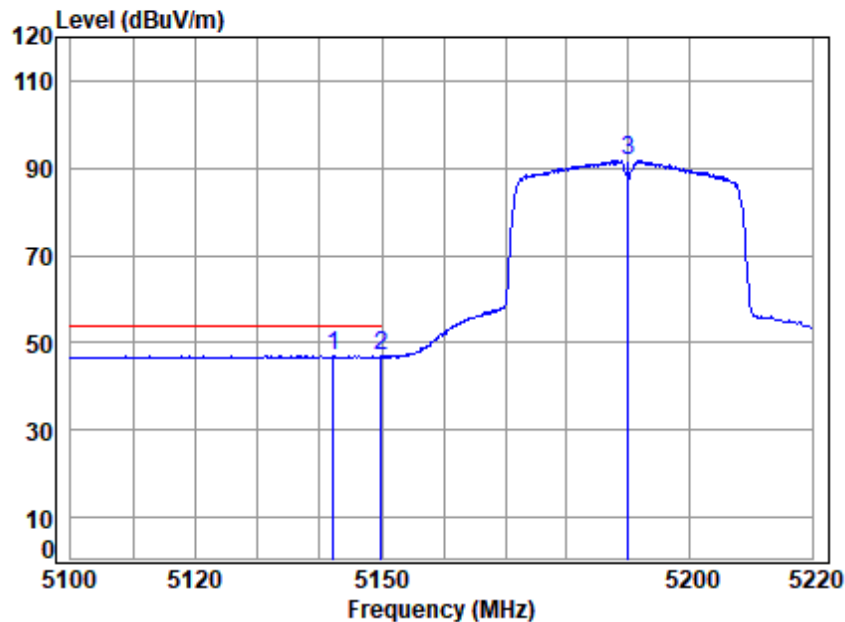


Site : chamber  
Condition: 3m HORIZONTAL  
Job No : 04877AT\00791AT  
Mode : 5190 Band edge  
: 5G WIFI 11N40

		Cable	Ant	Preamp	Read	Limit	Over	
Freq	Loss	Factor	Factor	Level	Level	Line	Limit	Remark
MHz	dB	dB/m	dB	dBuV	dBuV/m	dBuV/m	dB	
1	5122.824	18.80	33.95	31.27	38.40	59.88	74.00	-14.12 peak
2	5149.980	18.83	33.90	31.28	37.45	58.90	74.00	-15.10 peak
3 p	5190.000	18.89	33.98	31.30	79.03	100.60	68.20	32.40 peak



Test Mode: 02; Polarity: Horizontal; Modulation:802.11n; Bandwidth:40MHz; Channel:Low

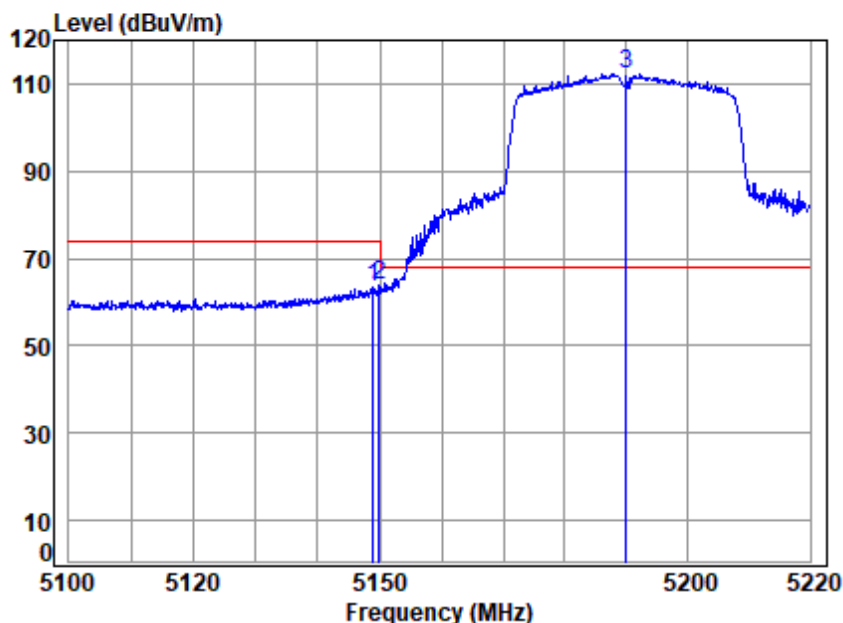


Site : chamber  
Condition: 3m HORIZONTAL  
Job No : 04877AT\00791AT  
Mode : 5190 Band edge  
: 5G WIFI 11N40

		Cable	Ant	Preamp	Read	Limit	Over	
Freq		Loss	Factor	Factor	Level	Line	Limit	Remark
MHz		dB	dB/m	dB	dBuV	dBuV/m	dBuV/m	dB
1 q 5142.161		18.82	33.92	31.28	25.53	46.99	54.00	-7.01 Average
2 5149.980		18.83	33.90	31.28	25.32	46.77	54.00	-7.23 Average
3 5190.000		18.89	33.98	31.30	70.16	91.73	-----	----- Average



Test Mode: 02; Polarity: Vertical; Modulation:802.11n; Bandwidth:40MHz; Channel:Low

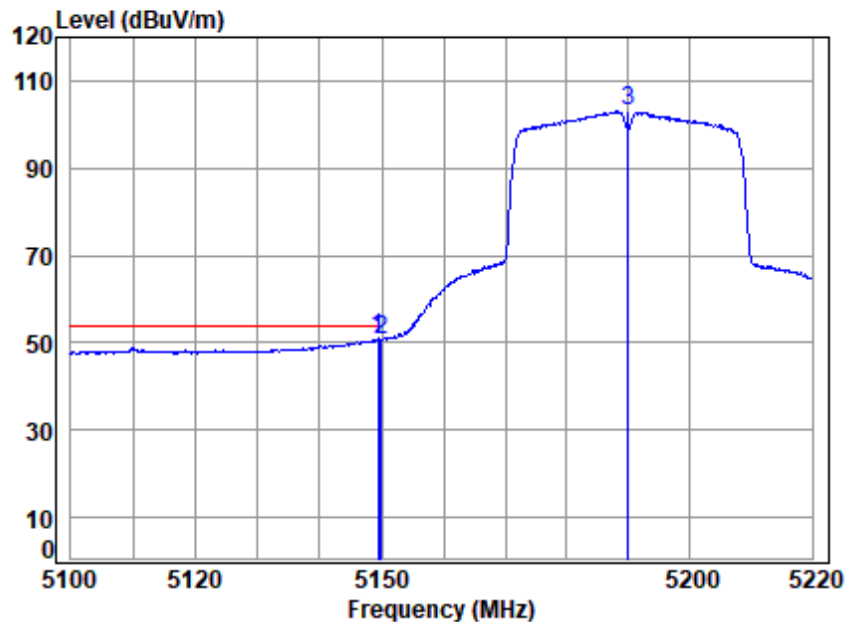


Site : chamber  
Condition: 3m VERTICAL  
Job No : 04877AT\00791AT  
Mode : 5190 Band edge  
: 5G WIFI 11N40

		Cable	Ant	Preamp	Read	Limit	Over	
	Freq	Loss	Factor	Factor	Level	Level	Line	Limit Remark
	MHz	dB	dB/m	dB	dBuV	dBuV/m	dBuV/m	dB
1	5148.863	18.83	33.90	31.28	41.94	63.39	74.00	-10.61 Peak
2	5149.980	18.83	33.90	31.28	42.59	64.04	74.00	-9.96 Peak
3 p	5190.000	18.89	33.98	31.30	90.79	112.36	68.20	44.16 Peak



Test Mode: 02; Polarity: Vertical; Modulation:802.11n; Bandwidth:40MHz; Channel:Low



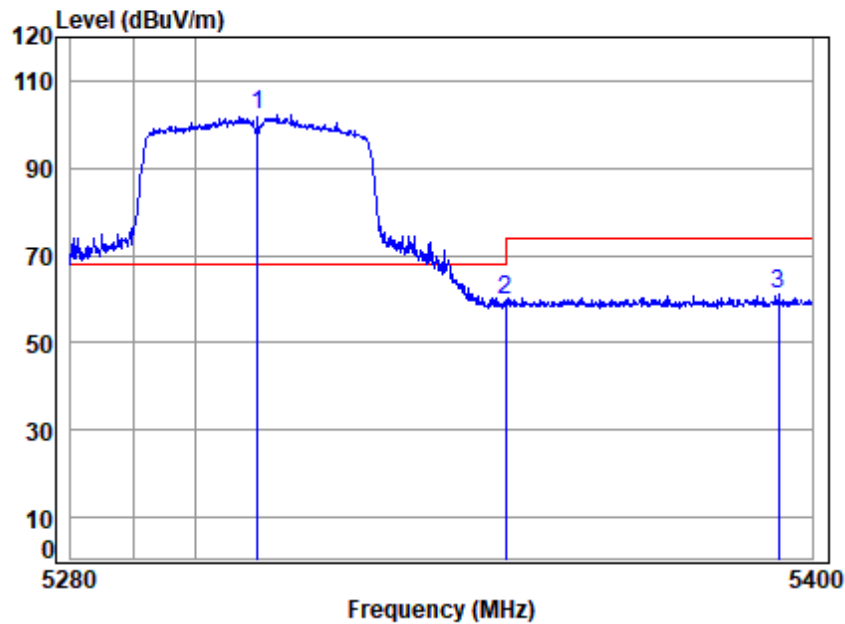
Site : chamber  
Condition: 3m VERTICAL  
Job No : 04877AT\00791AT  
Mode : 5190 Band edge  
: 5G WIFI 11N40

		Cable	Ant	Preamp	Read	Limit	Over	
Freq	Loss	Factor	Factor	Level	Level	Line	Limit	Remark
MHz	dB	dB/m	dB	dBuV	dBuV/m	dBuV/m	dB	
1 q 5149.461	18.83	33.90	31.28	29.49	50.94	54.00	-3.06	Average
2 5149.980	18.83	33.90	31.28	29.33	50.78	54.00	-3.22	Average
3 5190.000	18.89	33.98	31.30	81.44	103.01	-----	-----	Average





Test Mode: 03; Polarity: Horizontal; Modulation:802.11n; Bandwidth:40MHz; Channel:High

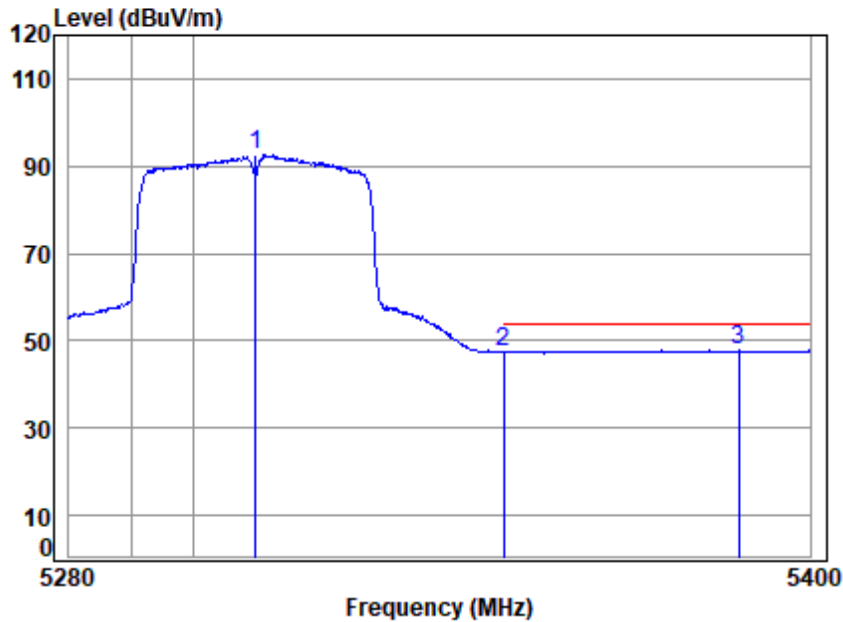


Site : chamber  
Condition: 3m HORIZONTAL  
Job No : 04877AT\00791AT  
Mode : 5310 Band edge  
: 5G WIFI 11N40

		Cable	Ant	Preamp	Read		Limit	Over	
	Freq	Loss	Factor	Factor	Level	Level	Line	Limit	Remark
	MHz	dB	dB/m	dB	dBuV	dBuV/m	dBuV/m	dB	
1 p	5310.000	19.06	34.24	31.36	80.23	102.17	68.20	33.97	peak
2	5350.020	19.11	34.40	31.39	37.84	59.96	74.00	-14.04	peak
3	5394.542	19.17	34.58	31.41	38.59	60.93	74.00	-13.07	peak



Test Mode: 03; Polarity: Horizontal; Modulation:802.11n; Bandwidth:40MHz; Channel:High

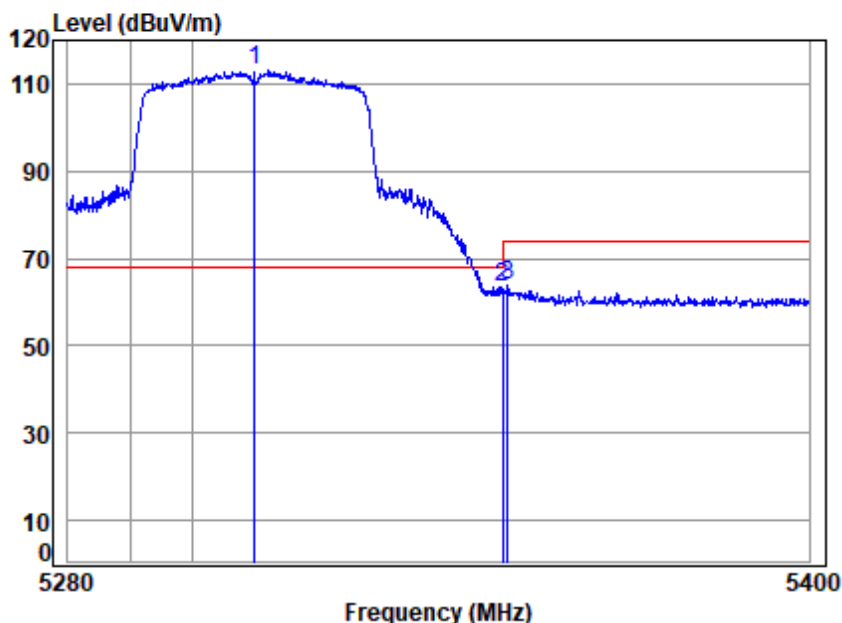


Site : chamber  
Condition: 3m HORIZONTAL  
Job No : 04877AT\00791AT  
Mode : 5310 Band edge  
: 5G WIFI 11N40

		Cable	Ant	Preamp	Read	Limit	Over	
Freq	Loss	Factor	Factor	Level	Level	Line	Limit	Remark
MHz	dB	dB/m	dB	dBuV	dBuV/m	dBuV/m	dB	
1	5310.000	19.06	34.24	31.36	70.68	92.62	-----	Average
2	5350.020	19.11	34.40	31.39	25.48	47.60	54.00	-6.40 Average
3 q	5388.363	19.16	34.55	31.41	25.47	47.77	54.00	-6.23 Average



Test Mode: 03; Polarity: Vertical; Modulation:802.11n; Bandwidth:40MHz; Channel:High

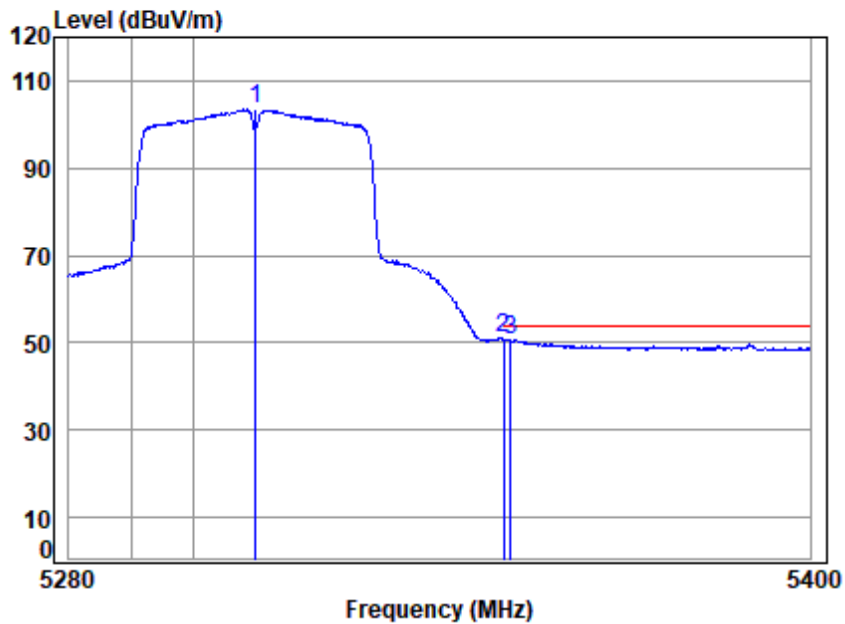


Site : chamber  
Condition: 3m VERTICAL  
Job No : 04877AT\00791AT  
Mode : 5310 Band edge  
: 5G WIFI 11N40

		Cable	Ant	Preamp	Read	Limit	Over	
Freq	Loss	Factor	Factor	Level	Level	Line	Limit	Remark
MHz	dB	dB/m	dB	dBuV	dBuV/m	dBuV/m	dB	
1 p 5310.000	19.06	34.24	31.36	91.01	112.95	68.20	44.75	Peak
2 5350.020	19.11	34.40	31.39	41.08	63.20	74.00	-10.80	Peak
3 5350.834	19.11	34.40	31.39	41.86	63.98	74.00	-10.02	Peak



Test Mode: 03; Polarity: Vertical; Modulation:802.11n; Bandwidth:40MHz; Channel:High



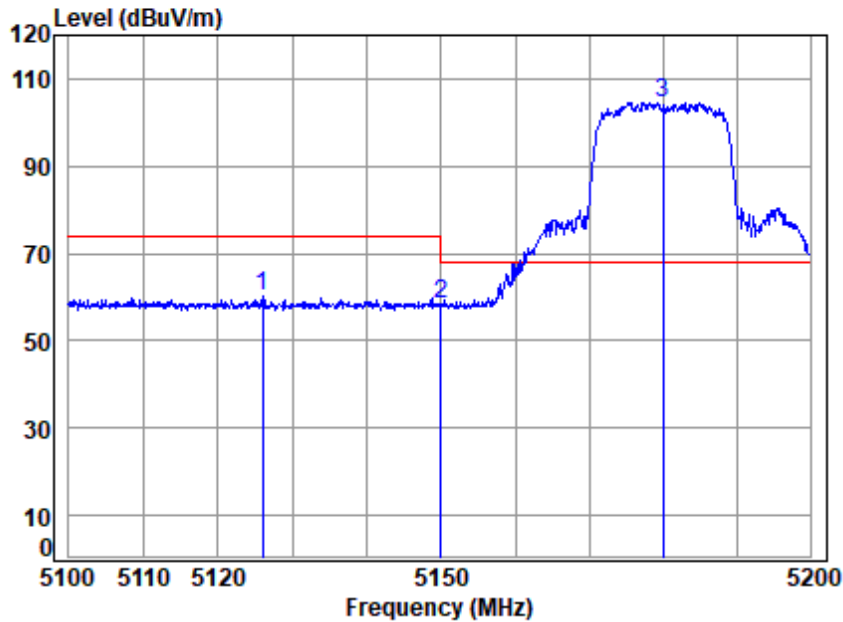
Site : chamber  
Condition: 3m VERTICAL  
Job No : 04877AT\00791AT  
Mode : 5310 Band edge  
: 5G WIFI 11N40

		Cable	Ant	Preamp	Read	Limit	Over	
	Freq	Loss	Factor	Factor	Level	Level	Line	Limit Remark
	MHz	dB	dB/m	dB	dBuV	dBuV/m	dBuV/m	dB
1	5310.000	19.06	34.24	31.36	81.50	103.44	-----	----- Average
2 q	5350.020	19.11	34.40	31.39	28.76	50.88	54.00	-3.12 Average
3	5351.195	19.11	34.40	31.39	28.58	50.70	54.00	-3.30 Average





Test Mode: 02; Polarity: Horizontal; Modulation:802.11ac; Bandwidth:20MHz; Channel:Low

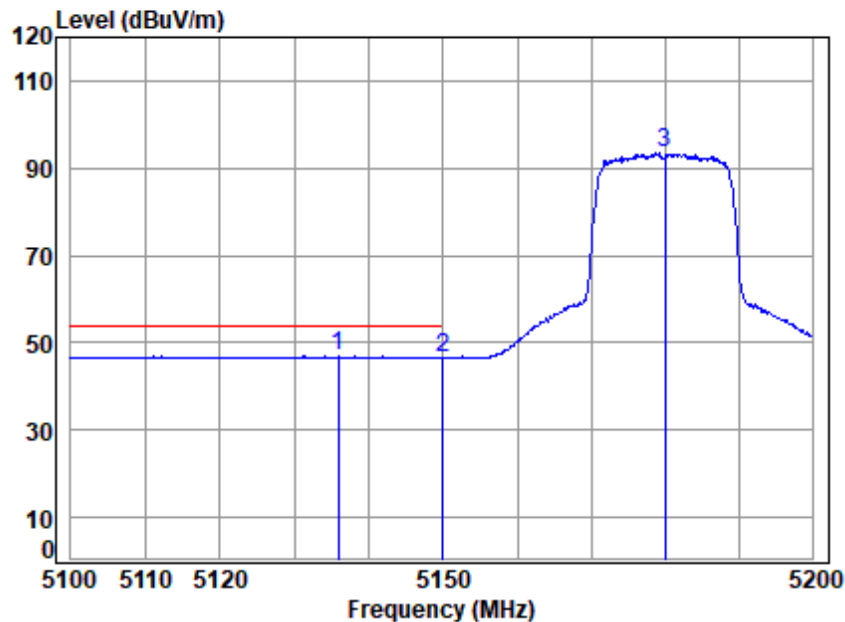


Site : chamber  
Condition: 3m HORIZONTAL  
Job No : 04877AT\00791AT  
Mode : 5180 Band edge  
: 5G WIFI 11AC20

		Cable	Ant	Preamp	Read		Limit	Over	
	Freq	Loss	Factor	Factor	Level	Level	Line	Limit	Remark
	MHz	dB	dB/m	dB	dBuV	dBuV/m	dBuV/m	dB	
1	5125.913	18.80	33.95	31.27	38.73	60.21	74.00	-13.79	peak
2	5149.980	18.83	33.90	31.28	37.03	58.48	74.00	-15.52	peak
3 p	5180.000	18.88	33.96	31.30	83.06	104.60	68.20	36.40	peak



Test Mode: 02; Polarity: Horizontal; Modulation:802.11ac; Bandwidth:20MHz; Channel:Low

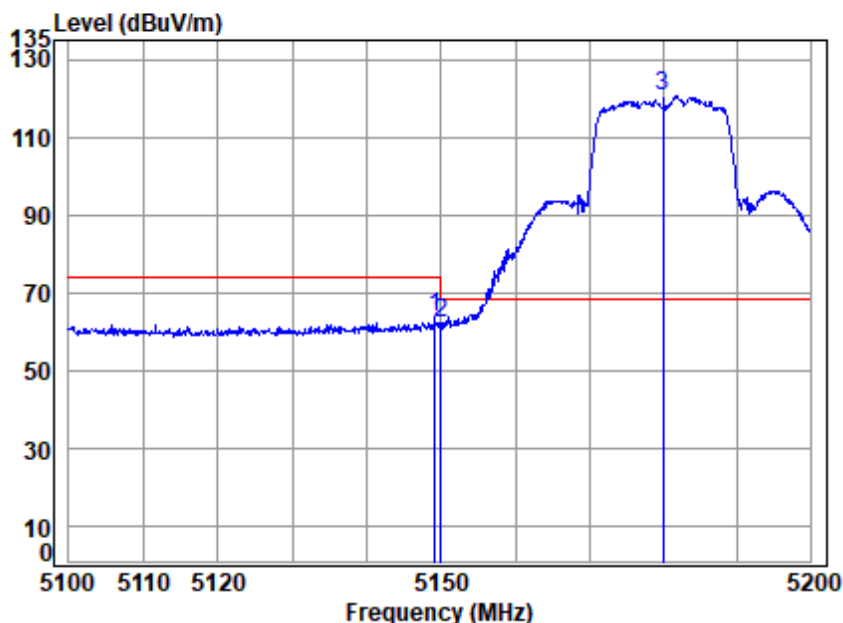


Site : chamber  
Condition: 3m HORIZONTAL  
Job No : 04877AT\00791AT  
Mode : 5180 Band edge  
: 5G WIFI 11AC20

		Cable	Ant	Preamp	Read	Limit	Over	
Freq	Loss	Factor	Factor	Level	Level	Line	Limit	Remark
MHz	dB	dB/m	dB	dBuV	dBuV/m	dBuV/m	dB	
1 q 5135.876	18.81	33.93	31.27	25.42	46.89	54.00	-7.11	Average
2 5149.980	18.83	33.90	31.28	25.12	46.57	54.00	-7.43	Average
3 5180.000	18.88	33.96	31.30	71.87	93.41	-----	-----	Average



Test Mode: 02; Polarity: Vertical; Modulation:802.11ac; Bandwidth:20MHz; Channel:Low

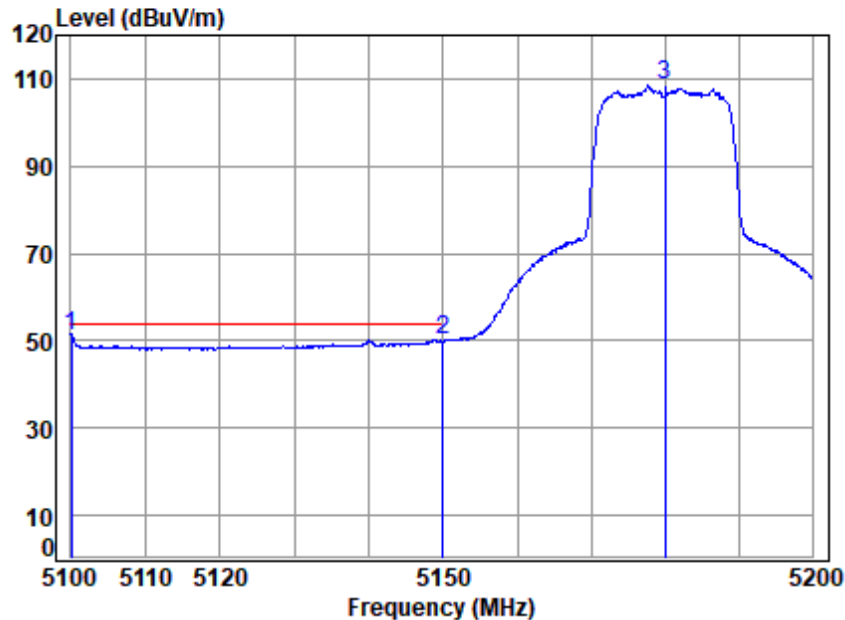


Site : chamber  
Condition: 3m VERTICAL  
Job No : 04877AT\00791AT  
Mode : 5180 Band edge  
: 5G WIFI 11AC20

		Cable	Ant	Preamp	Read	Limit	Over	
Freq	Loss	Factor	Factor	Level	Level	Line	Limit	Remark
MHz	dB	dB/m	dB	dBuV	dBuV/m	dBuV/m	dB	
1	5149.157	18.83	33.90	31.28	42.31	63.76	74.00	-10.24 Peak
2	5149.980	18.83	33.90	31.28	40.66	62.11	74.00	-11.89 Peak
3 p	5180.000	18.88	33.96	31.30	98.88	120.42	68.20	52.22 Peak



Test Mode: 02; Polarity: Vertical; Modulation:802.11ac; Bandwidth:20MHz; Channel:Low



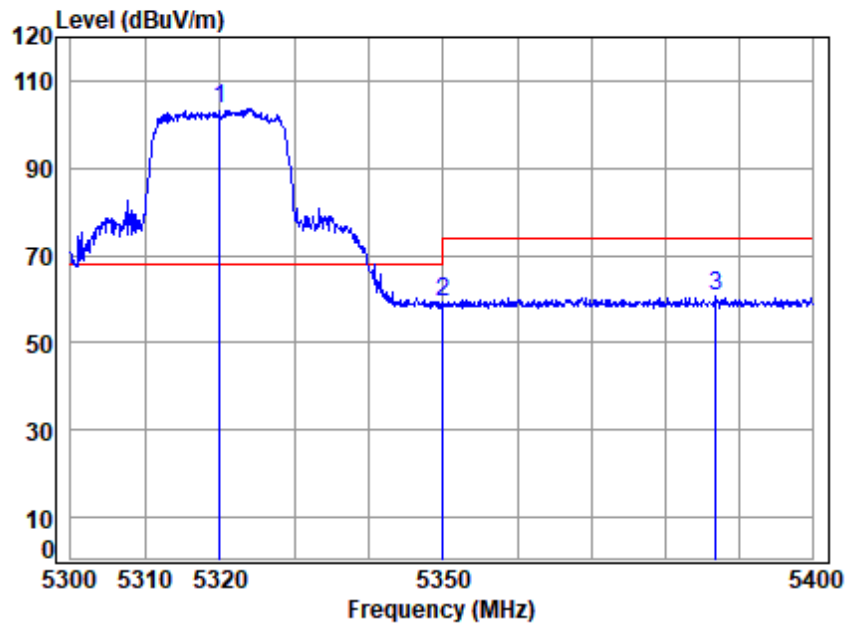
Site : chamber  
Condition: 3m VERTICAL  
Job No : 04877AT\00791AT  
Mode : 5180 Band edge  
: 5G WIFI 11AC20

		Cable	Ant	Preamp	Read	Limit	Over	
Freq	Loss	Factor	Factor	Level	Level	Line	Limit	Remark
MHz	dB	dB/m	dB	dBuV	dBuV/m	dBuV/m	dB	
1 q 5100.099	18.76	34.00	31.25	29.45	50.96	54.00	-3.04	Average
2 5149.980	18.83	33.90	31.28	28.91	50.36	54.00	-3.64	Average
3 5180.000	18.88	33.96	31.30	86.96	108.50	-----	-----	Average





Test Mode: 03; Polarity: Horizontal; Modulation:802.11ac; Bandwidth:20MHz; Channel:High



Site : chamber  
Condition: 3m HORIZONTAL  
Job No : 04877AT\00791AT  
Mode : 5320 Band edge  
: 5G WIFI 11AC20

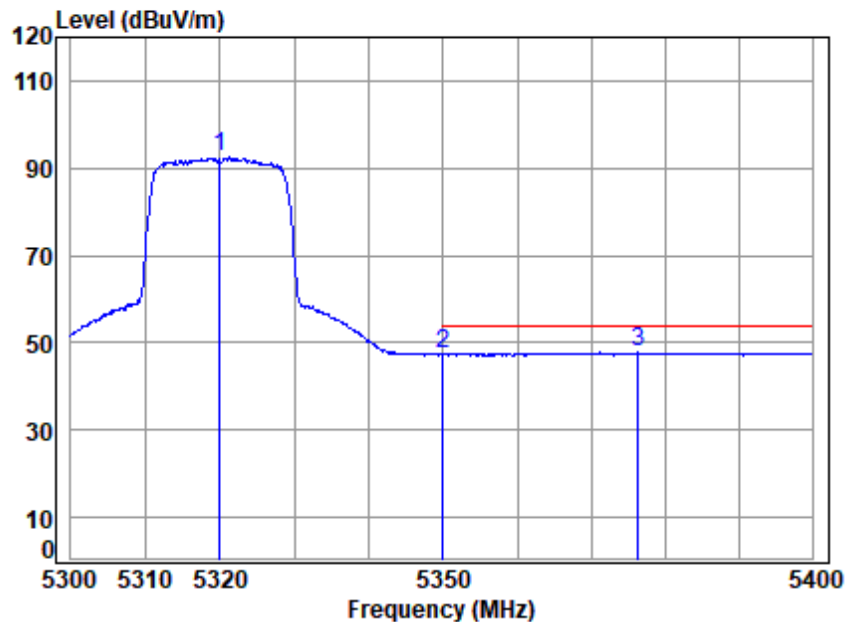
		Cable	Ant	Preamp	Read		Limit	Over	
	Freq	Loss	Factor	Factor	Level	Level	Line	Limit	Remark
	MHz	dB	dB/m	dB	dBuV	dBuV/m	dBuV/m	dB	
1 p	5320.000	19.07	34.28	31.37	81.81	103.79	68.20	35.59	peak
2	5350.020	19.11	34.40	31.39	37.27	59.39	74.00	-14.61	peak
3	5386.894	19.16	34.55	31.40	38.23	60.54	74.00	-13.46	peak



Unless otherwise agreed in writing, this document is issued by the Company subject to its General Conditions of Service printed overleaf, available on request or accessible at <https://www.sgs.com/en/Terms-and-Conditions>. Attention is drawn to the limitation of liability, indemnification and jurisdiction issues defined therein. Any holder of this document is advised that information contained hereon reflects the Company's findings at the time of its intervention only and within the limits of Client's instructions, if any. The Company's sole responsibility is to its Client and this document does not exonerate parties to a transaction from exercising all their rights and obligations under the transaction documents. This document cannot be reproduced except in full, without prior written approval of the Company. Any unauthorized alteration, forgery or falsification of the content or appearance of this document is unlawful and offenders may be prosecuted to the fullest extent of the law. Unless otherwise stated the results shown in this test report refer only to the sample(s) tested and such sample(s) are retained for 30 days only.

Attention: To check the authenticity of testing /inspection report & certificate, please contact us at telephone: (86-755) 8307 1443, or email: [CN.Doccheck@sgs.com](mailto:CN.Doccheck@sgs.com)  
No.1 Workshop, M-10, Middle Section, Science & Technology Park, Nanshan District, Shenzhen, Guangdong, China 518057 t (86-755) 26012053 f (86-755) 26710594 www.ssgroup.com.cn  
中国·广东·深圳市南山区科技园中区M-10栋1号厂房 邮编: 518057 t (86-755) 26012053 f (86-755) 26710594 sgs.china@sgs.com

Test Mode: 03; Polarity: Horizontal; Modulation:802.11ac; Bandwidth:20MHz; Channel:High

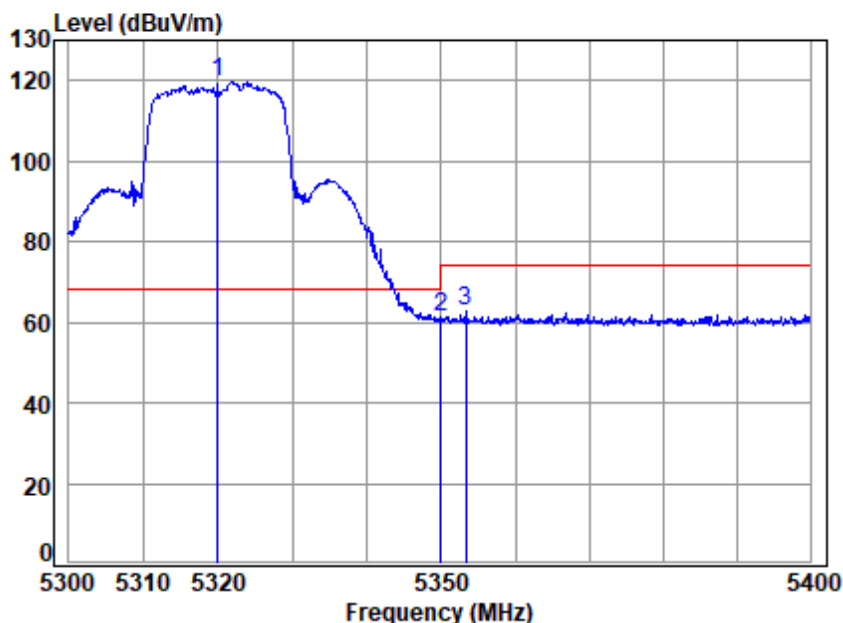


Site : chamber  
Condition: 3m HORIZONTAL  
Job No : 04877AT\00791AT  
Mode : 5320 Band edge  
: 5G WIFI 11AC20

		Cable	Ant	Preamp	Read	Limit	Over	
Freq	Loss	Factor	Factor	Level	Level	Line	Limit	Remark
MHz	dB	dB/m	dB	dBuV	dBuV/m	dBuV/m	dB	
1 5320.000	19.07	34.28	31.37	70.57	92.55	-----	-----	Average
2 5350.020	19.11	34.40	31.39	25.22	47.34	54.00	-6.66	Average
3 q 5376.432	19.15	34.51	31.40	25.52	47.78	54.00	-6.22	Average



Test Mode: 03; Polarity: Vertical; Modulation:802.11ac; Bandwidth:20MHz; Channel:High

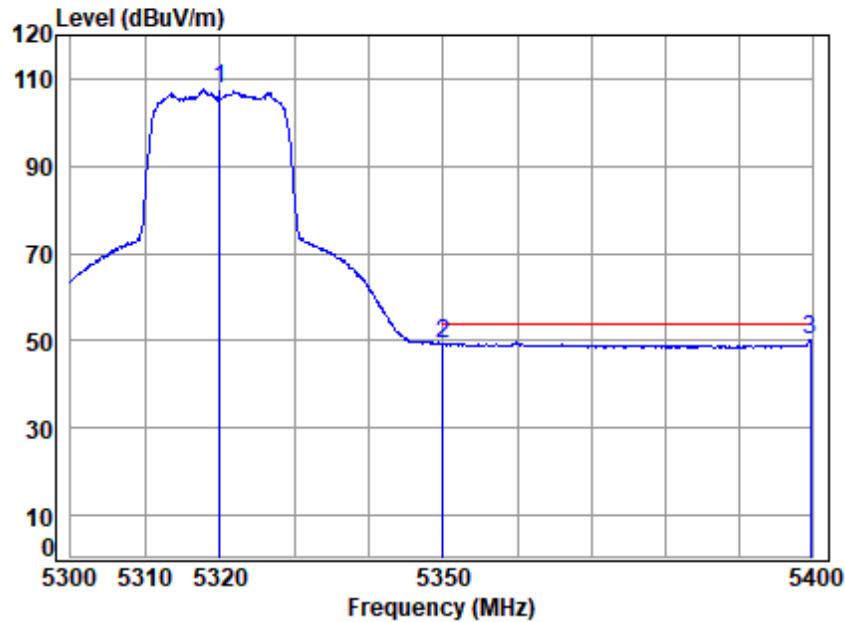


Site : chamber  
Condition: 3m VERTICAL  
Job No : 04877AT\00791AT  
Mode : 5320 Band edge  
: 5G WIFI 11AC20

		Cable	Ant	Preamp	Read	Limit	Over	
Freq	Loss	Factor	Factor	Level	Level	Line	Limit	Remark
MHz	dB	dB/m	dB	dBuV	dBuV/m	dBuV/m	dB	
1 p 5320.000	19.07	34.28	31.37	97.73	119.71	68.20	51.51	Peak
2 5350.020	19.11	34.40	31.39	39.24	61.36	74.00	-12.64	Peak
3 5353.268	19.11	34.41	31.39	40.67	62.80	74.00	-11.20	Peak



Test Mode: 03; Polarity: Vertical; Modulation:802.11ac; Bandwidth:20MHz; Channel:High



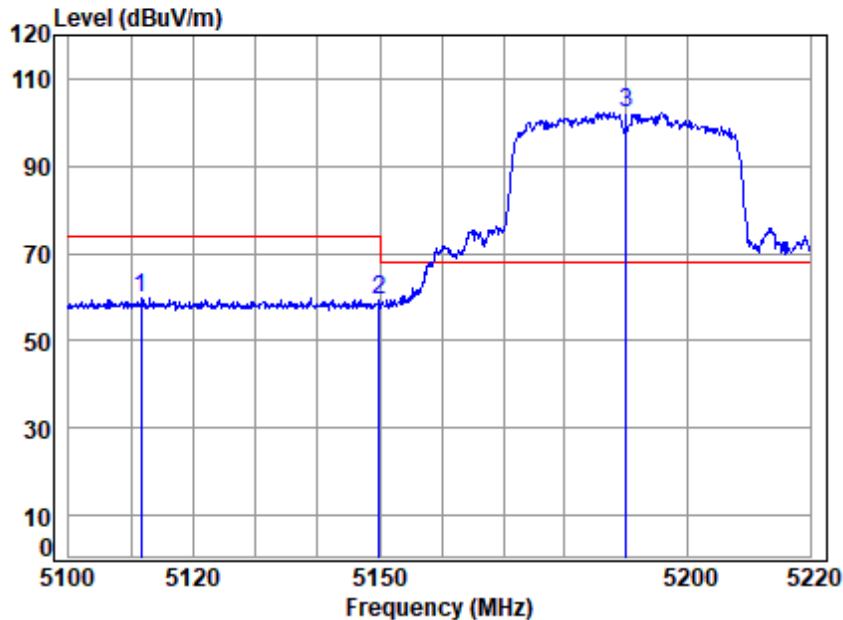
Site : chamber  
Condition: 3m VERTICAL  
Job No : 04877AT\00791AT  
Mode : 5320 Band edge  
: 5G WIFI 11AC20

		Cable	Ant	Preamp	Read	Limit	Over	
Freq	Loss	Factor	Factor	Level	Level	Line	Limit	Remark
MHz	dB	dB/m	dB	dBuV	dBuV/m	dBuV/m	dB	
1 5320.000	19.07	34.28	31.37	85.58	107.56	-----	-----	Average
2 5350.020	19.11	34.40	31.39	27.25	49.37	54.00	-4.63	Average
3 q 5399.798	19.18	34.60	31.41	28.05	50.42	54.00	-3.58	Average





Test Mode: 02; Polarity: Horizontal; Modulation:802.11ac; Bandwidth:40MHz; Channel:Low

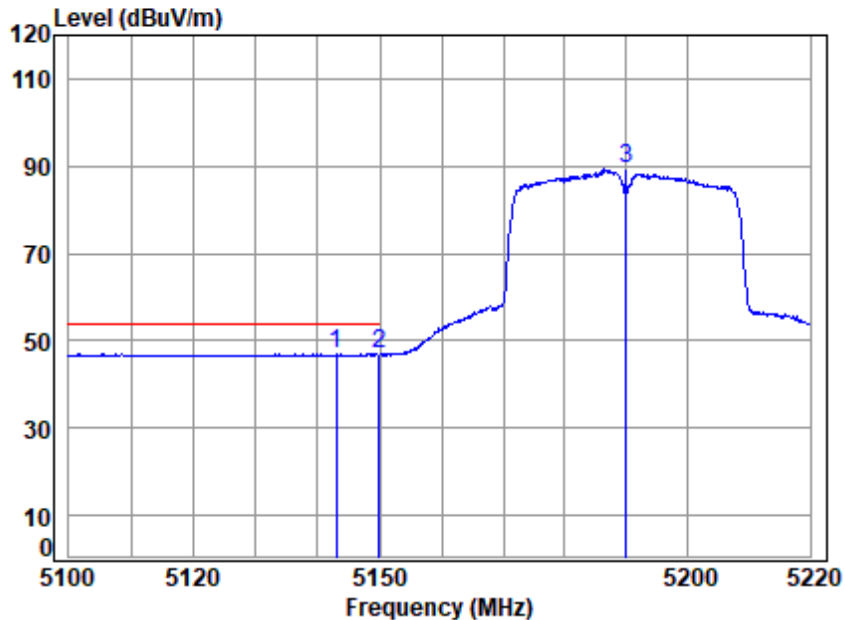


Site : chamber  
Condition: 3m HORIZONTAL  
Job No : 04877AT\00791AT  
Mode : 5190 Band edge  
: 5G WIFI 11AC40

		Cable	Ant	Preamp	Read	Limit	Over	
Freq	Loss	Factor	Factor	Level	Level	Line	Limit	Remark
MHz	dB	dB/m	dB	dBuV	dBuV/m	dBuV/m	dB	
1	5111.637	18.78	33.98	31.26	38.34	59.84	74.00	-14.16 peak
2	5149.980	18.83	33.90	31.28	37.72	59.17	74.00	-14.83 peak
3 p	5190.000	18.89	33.98	31.30	80.72	102.29	68.20	34.09 peak



Test Mode: 02; Polarity: Horizontal; Modulation:802.11ac; Bandwidth:40MHz; Channel:Low

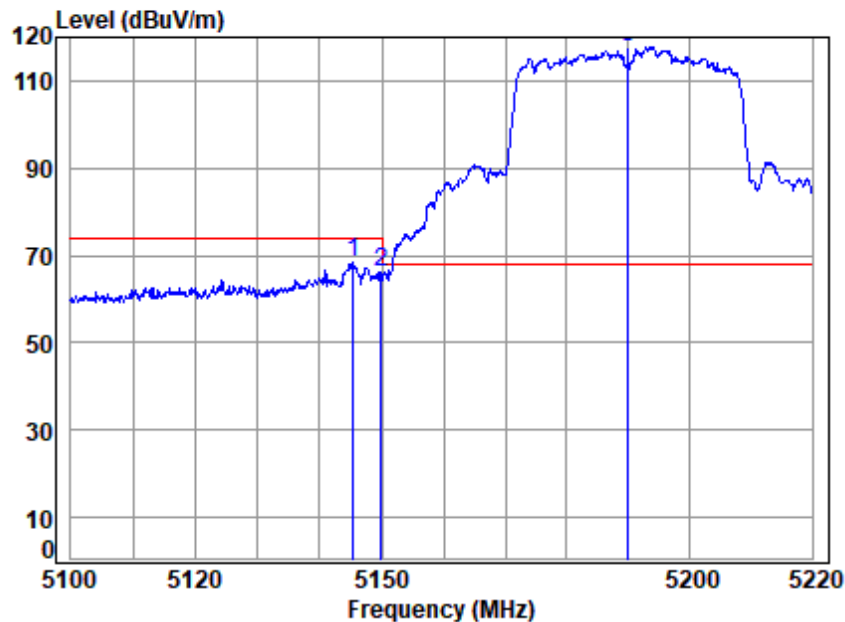


Site : chamber  
Condition: 3m HORIZONTAL  
Job No : 04877AT\00791AT  
Mode : 5190 Band edge  
: 5G WIFI 11AC40

		Cable	Ant	Preamp	Read	Limit	Over	
Freq		Loss	Factor	Factor	Level	Line	Limit	Remark
MHz		dB	dB/m	dB	dBuV	dBuV/m	dBuV/m	dB
1 q 5142.999		18.82	33.91	31.28	25.52	46.97	54.00	-7.03 Average
2 5149.980		18.83	33.90	31.28	25.37	46.82	54.00	-7.18 Average
3 5190.000		18.89	33.98	31.30	67.69	89.26	-----	----- Average



Test Mode: 02; Polarity: Vertical; Modulation:802.11ac; Bandwidth:40MHz; Channel:Low

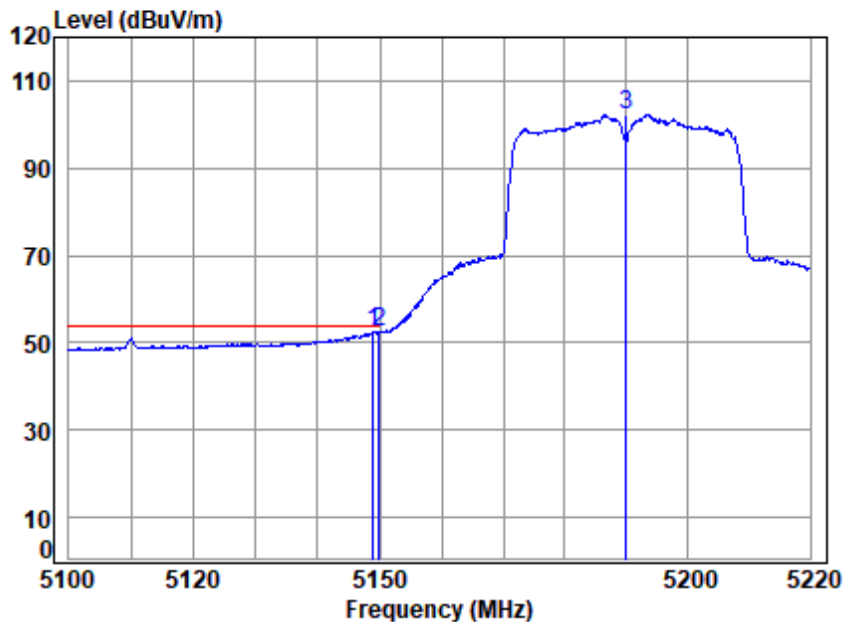


Site : chamber  
Condition: 3m VERTICAL  
Job No : 04877AT\00791AT  
Mode : 5190 Band edge  
: 5G WIFI 11AC40

		Cable	Ant	Preamp	Read	Limit	Over	
	Freq	Loss	Factor	Factor	Level	Line	Limit	Remark
	MHz	dB	dB/m	dB	dBuV	dBuV/m	dBuV/m	dB
1	5145.391	18.83	33.91	31.28	46.98	68.44	74.00	-5.56 Peak
2	5149.980	18.83	33.90	31.28	44.59	66.04	74.00	-7.96 Peak
3 p	5190.000	18.89	33.98	31.30	96.23	117.80	68.20	49.60 Peak



Test Mode: 02; Polarity: Vertical; Modulation:802.11ac; Bandwidth:40MHz; Channel:Low



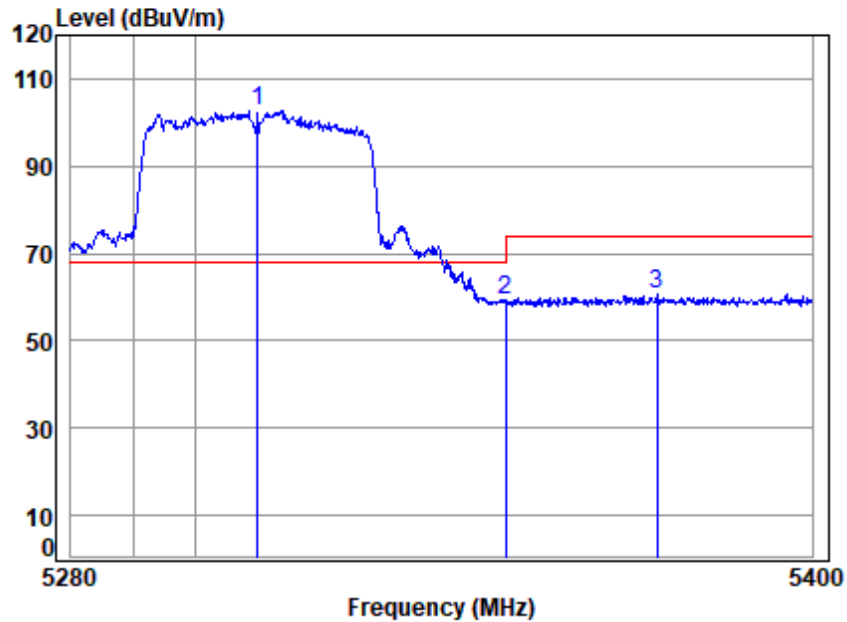
Site : chamber  
Condition: 3m VERTICAL  
Job No : 04877AT\00791AT  
Mode : 5190 Band edge  
: 5G WIFI 11AC40

		Cable	Ant	Preamp	Read	Limit	Over	
Freq	Loss	Factor	Factor	Level	Level	Line	Limit	Remark
MHz	dB	dB/m	dB	dBuV	dBuV/m	dBuV/m	dB	
1	5148.982	18.83	33.90	31.28	30.98	52.43	54.00	-1.57 Average
2 q	5149.980	18.83	33.90	31.28	31.03	52.48	54.00	-1.52 Average
3	5190.000	18.89	33.98	31.30	80.86	102.43	-----	----- Average





Test Mode: 03; Polarity: Horizontal; Modulation:802.11ac; Bandwidth:40MHz; Channel:High

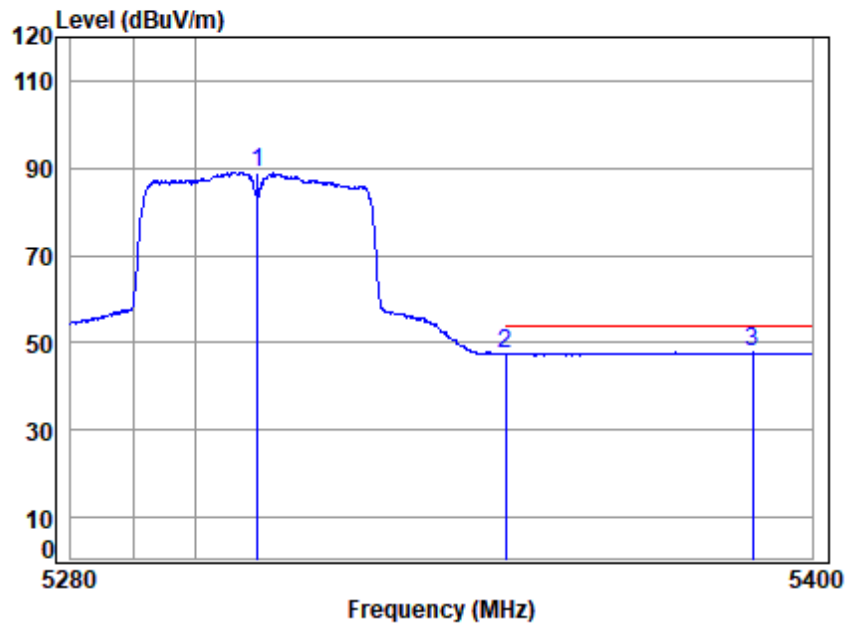


Site : chamber  
Condition: 3m HORIZONTAL  
Job No : 04877AT\00791AT  
Mode : 5310 Band edge  
: 5G WIFI 11AC40

		Cable	Ant	Preamp	Read		Limit	Over	
	Freq	Loss	Factor	Factor	Level	Level	Line	Limit	Remark
	MHz	dB	dB/m	dB	dBuV	dBuV/m	dBuV/m	dB	
1 p	5310.000	19.06	34.24	31.36	80.75	102.69	68.20	34.49	peak
2	5350.020	19.11	34.40	31.39	37.30	59.42	74.00	-14.58	peak
3	5374.697	19.14	34.50	31.40	38.45	60.69	74.00	-13.31	peak



Test Mode: 03; Polarity: Horizontal; Modulation:802.11ac; Bandwidth:40MHz; Channel:High

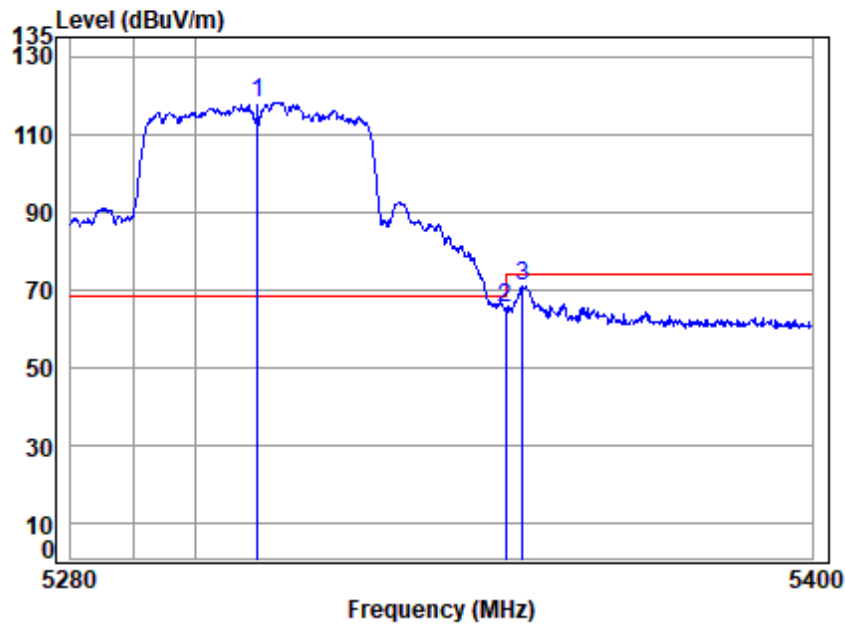


Site : chamber  
Condition: 3m HORIZONTAL  
Job No : 04877AT\00791AT  
Mode : 5310 Band edge  
: 5G WIFI 11AC40

		Cable	Ant	Preamp	Read	Limit	Over	
Freq	Loss	Factor	Factor	Level	Level	Line	Limit	Remark
MHz	dB	dB/m	dB	dBuV	dBuV/m	dBuV/m	dB	
1 5310.000	19.06	34.24	31.36	67.25	89.19	-----	-----	Average
2 5350.020	19.11	34.40	31.39	25.37	47.49	54.00	-6.51	Average
3 q 5390.300	19.16	34.56	31.41	25.51	47.82	54.00	-6.18	Average



Test Mode: 03; Polarity: Vertical; Modulation:802.11ac; Bandwidth:40MHz; Channel:High

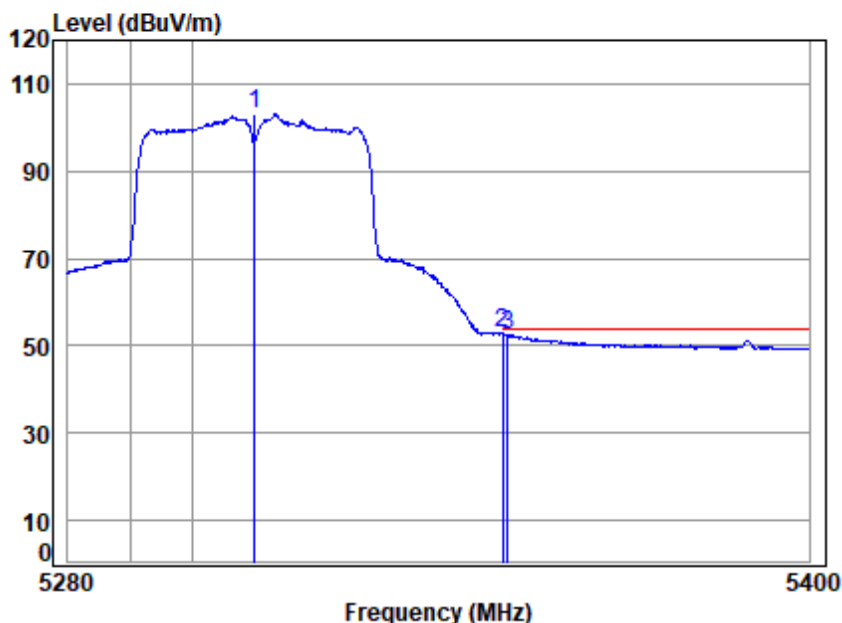


Site : chamber  
Condition: 3m VERTICAL  
Job No : 04877AT\00791AT  
Mode : 5310 Band edge  
: 5G WIFI 11AC40

		Cable	Ant	Preamp	Read	Limit	Over	
Freq	Loss	Factor	Factor	Level	Level	Line	Limit	Remark
MHz	dB	dB/m	dB	dBuV	dBuV/m	dBuV/m	dB	
1 p 5310.000	19.06	34.24	31.36	96.22	118.16	68.20	49.96	Peak
2 5350.020	19.11	34.40	31.39	43.11	65.23	74.00	-8.77	Peak
3 5352.879	19.11	34.41	31.39	48.93	71.06	74.00	-2.94	Peak



Test Mode: 03; Polarity: Vertical; Modulation:802.11ac; Bandwidth:40MHz; Channel:High



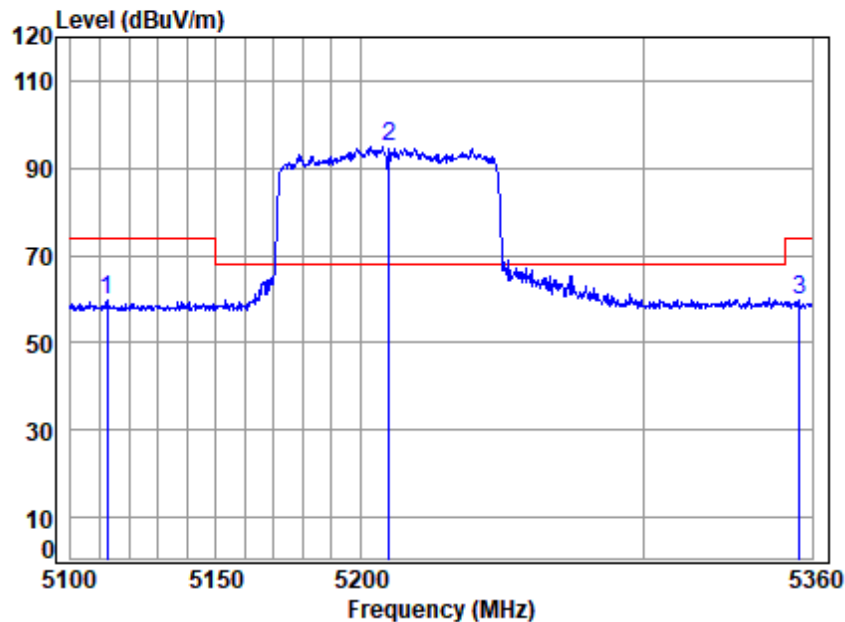
Site : chamber  
Condition: 3m VERTICAL  
Job No : 04877AT\00791AT  
Mode : 5310 Band edge  
: 5G WIFI 11AC40

		Cable	Ant	Preamp	Read	Limit	Over	
Freq	Loss	Factor	Factor	Level	Level	Line	Limit	Remark
MHz	dB	dB/m	dB	dBuV	dBuV/m	dBuV/m	dB	
1 5310.000	19.06	34.24	31.36	81.29	103.23	-----	-----	Average
2 q 5350.020	19.11	34.40	31.39	30.81	52.93	54.00	-1.07	Average
3 5350.834	19.11	34.40	31.39	30.49	52.61	54.00	-1.39	Average





Test Mode: 02; Polarity: Horizontal; Modulation:802.11ac; Bandwidth:80MHz; Channel:Low

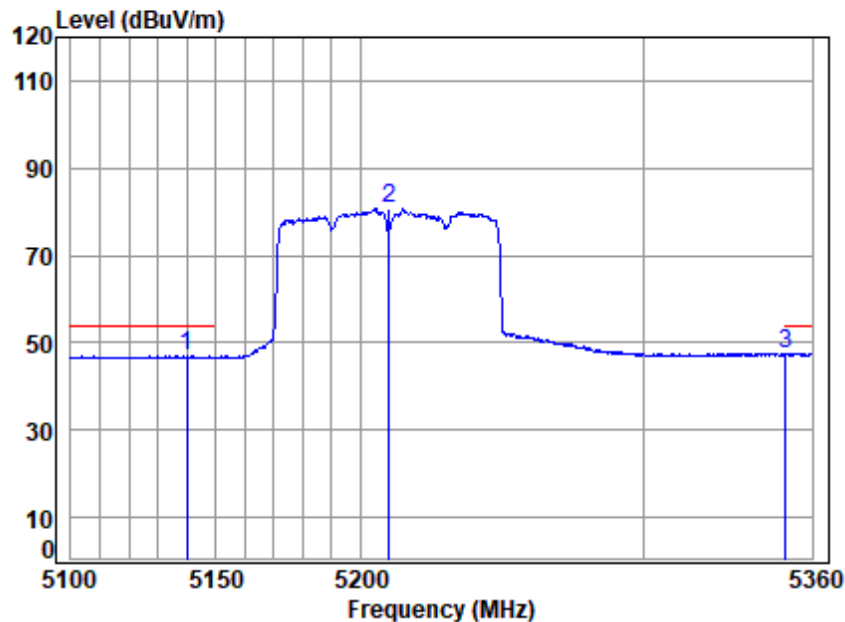


Site : chamber  
Condition: 3m HORIZONTAL  
Job No : 04877AT\00791AT  
Mode : 5210 Band edge  
: 5G WIFI 11AC80

		Cable	Ant	Preamp	Read		Limit	Over	
	Freq	Loss	Factor	Factor	Level	Level	Line	Limit	Remark
	MHz	dB	dB/m	dB	dBuV	dBuV/m	dBuV/m	dB	
1	5112.441	18.78	33.98	31.26	38.46	59.96	74.00	-14.04	peak
2 p	5210.000	18.92	34.02	31.31	73.43	95.06	68.20	26.86	peak
3	5355.471	19.12	34.42	31.39	37.49	59.64	74.00	-14.36	peak



Test Mode: 02; Polarity: Horizontal; Modulation:802.11ac; Bandwidth:80MHz; Channel:Low

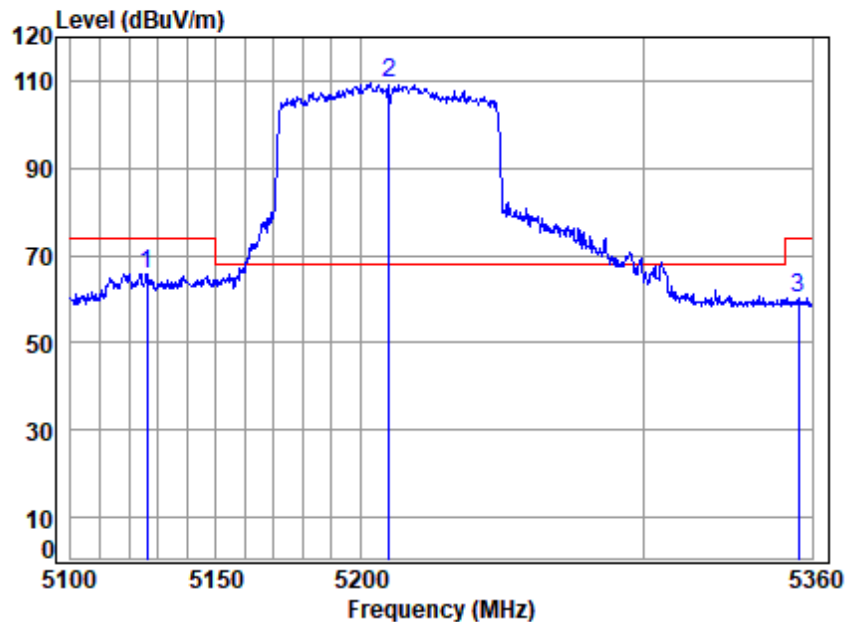


Site : chamber  
Condition: 3m HORIZONTAL  
Job No : 04877AT\00791AT  
Mode : 5210 Band edge  
: 5G WIFI 11AC80

		Cable	Ant	Preamp	Read	Limit	Over	
Freq	Loss	Factor	Factor	Level	Level	Line	Limit	Remark
MHz	dB	dB/m	dB	dBuV	dBuV/m	dBuV/m	dB	
1 5139.969	18.82	33.92	31.28	25.52	46.98	54.00	-7.02	Average
2 5210.000	18.92	34.02	31.31	59.16	80.79	-----	-----	Average
3 q 5350.414	19.11	34.40	31.39	25.36	47.48	54.00	-6.52	Average



Test Mode: 02; Polarity: Vertical; Modulation:802.11ac; Bandwidth:80MHz; Channel:Low

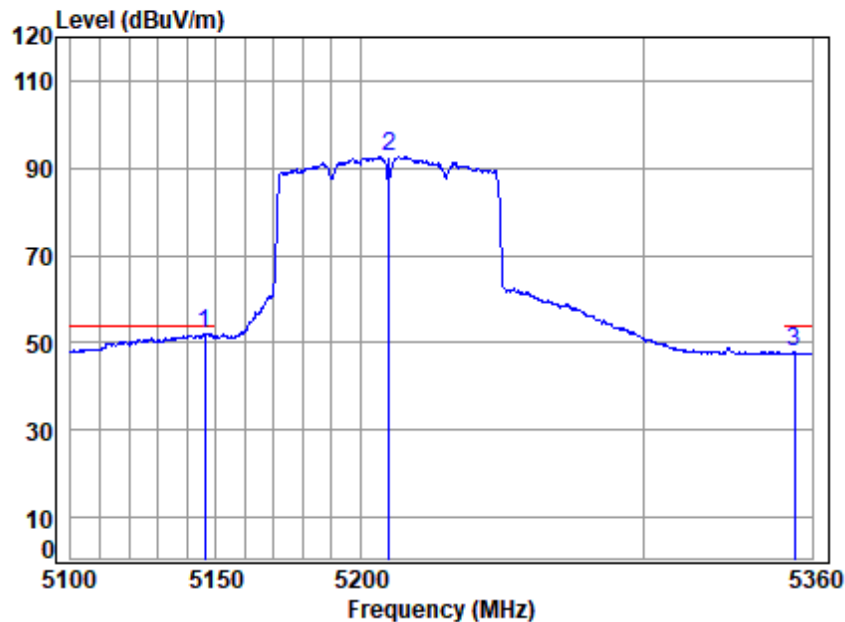


Site : chamber  
Condition: 3m VERTICAL  
Job No : 04877AT\00791AT  
Mode : 5210 Band edge  
: 5G WIFI 11AC80

		Cable	Ant	Preamp	Read		Limit	Over	
	Freq	Loss	Factor	Factor	Level	Level	Line	Limit	Remark
	MHz	dB	dB/m	dB	dBuV	dBuV/m	dBuV/m	dB	
1	5126.187	18.80	33.95	31.27	44.33	65.81	74.00	-8.19	Peak
2 p	5210.000	18.92	34.02	31.31	87.71	109.34	68.20	41.14	Peak
3	5355.205	19.12	34.42	31.39	38.02	60.17	74.00	-13.83	Peak



Test Mode: 02; Polarity: Vertical; Modulation:802.11ac; Bandwidth:80MHz; Channel:Low



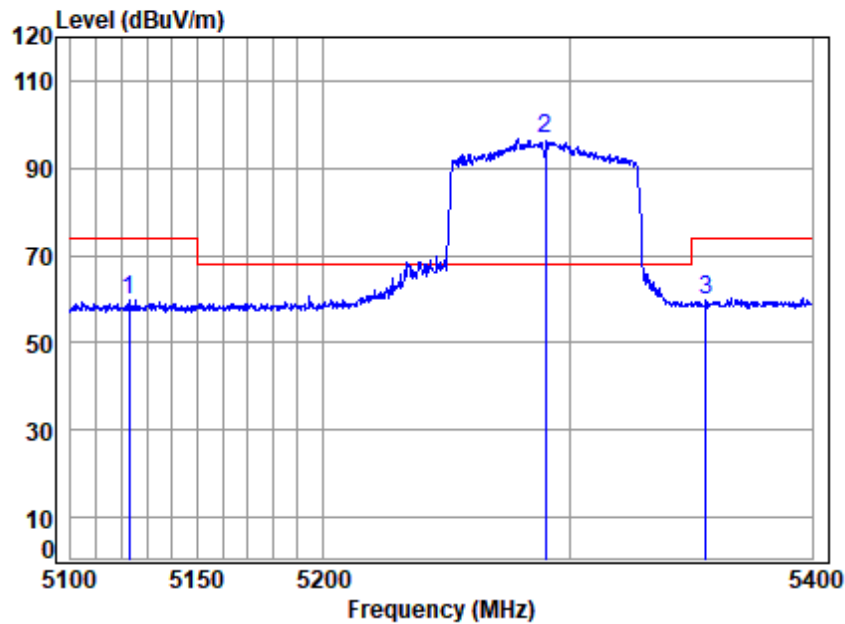
Site : chamber  
Condition: 3m VERTICAL  
Job No : 04877AT\00791AT  
Mode : 5210 Band edge  
: 5G WIFI 11AC80

		Cable	Ant	Preamp	Read	Limit	Over	
Freq	Loss	Factor	Factor	Level	Level	Line	Limit	Remark
MHz	dB	dB/m	dB	dBuV	dBuV/m	dBuV/m	dB	
1 q 5146.107	18.83	33.91	31.28	30.53	51.99	54.00	-2.01	Average
2 5210.000	18.92	34.02	31.31	71.17	92.80	-----	-----	Average
3 5353.607	19.11	34.41	31.39	25.64	47.77	54.00	-6.23	Average





Test Mode: 03; Polarity: Horizontal; Modulation:802.11ac; Bandwidth:80MHz; Channel:High

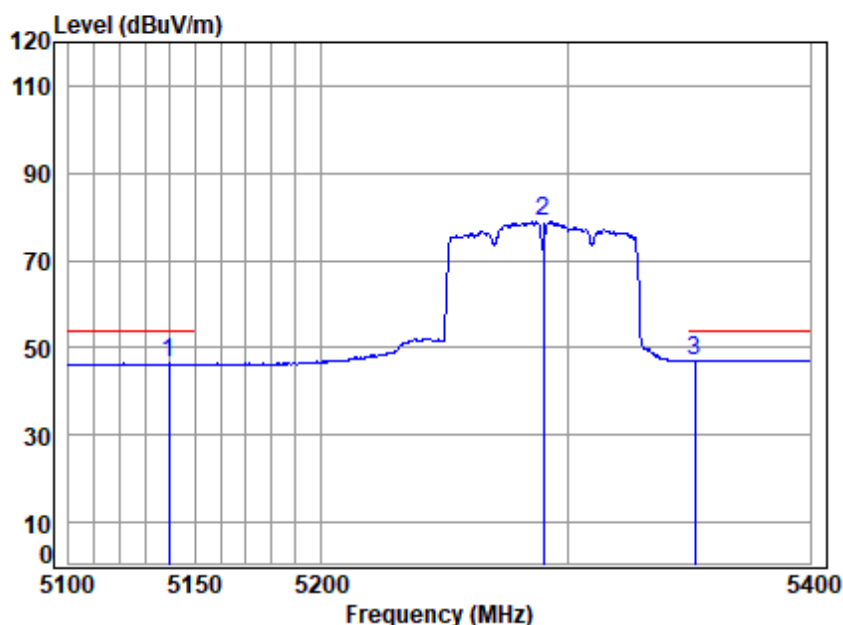


Site : chamber  
Condition: 3m HORIZONTAL  
Job No : 04877AT\00791AT  
Mode : 5290 Band edge  
: 5G WIFI 11AC80

		Cable	Ant	Preamp	Read	Limit	Over	
Freq		Loss	Factor	Factor	Level	Line	Limit	Remark
MHz		dB	dB/m	dB	dBuV	dBuV/m	dBuV/m	dB
1	5123.081	18.80	33.95	31.27	38.48	59.96	74.00	-14.04 peak
2 p	5290.000	19.03	34.18	31.35	74.92	96.78	68.20	28.58 peak
3	5356.042	19.12	34.42	31.39	37.57	59.72	74.00	-14.28 peak



Test Mode: 03; Polarity: Horizontal; Modulation:802.11ac; Bandwidth:80MHz; Channel:High



Site : chamber  
Condition: 3m HORIZONTAL  
Job No : 04877AT\00791AT  
Mode : 5290 Band edge  
: 5G WIFI 11AC80

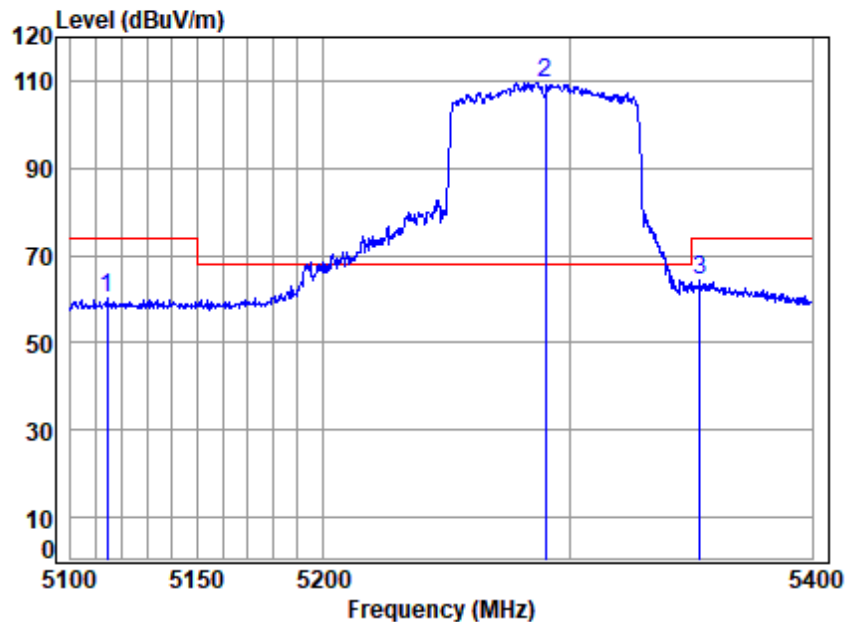
		Cable	Ant	Preamp	Read	Limit	Over	
Freq	Loss	Factor	Factor	Level	Level	Line	Limit	Remark
MHz	dB	dB/m	dB	dBuV	dBuV/m	dBuV/m	dB	
1 5139.506	18.82	33.92	31.28	24.88	46.34	54.00	-7.66	Average
2 5290.000	19.03	34.18	31.35	57.15	79.01	-----	-----	Average
3 q 5352.370	19.11	34.41	31.39	25.04	47.17	54.00	-6.83	Average



Unless otherwise agreed in writing, this document is issued by the Company subject to its General Conditions of Service printed overleaf, available on request or accessible at <https://www.sgs.com/en/Terms-and-Conditions>. Attention is drawn to the limitation of liability, indemnification and jurisdiction issues defined therein. Any holder of this document is advised that information contained hereon reflects the Company's findings at the time of its intervention only and within the limits of Client's instructions, if any. The Company's sole responsibility is to its Client and this document does not exonerate parties to a transaction from exercising all their rights and obligations under the transaction documents. This document cannot be reproduced except in full, without prior written approval of the Company. Any unauthorized alteration, forgery or falsification of the content or appearance of this document is unlawful and offenders may be prosecuted to the fullest extent of the law. Unless otherwise stated the results shown in this test report refer only to the sample(s) tested and such sample(s) are retained for 30 days only.

Attention: To check the authenticity of testing /inspection report & certificate, please contact us at telephone: (86-755) 8307 1443, or email: [CN.Doccheck@sgs.com](mailto:CN.Doccheck@sgs.com)  
No.1 Workshop, M-10, Middle Section, Science & Technology Park, Nanshan District, Shenzhen, Guangdong, China 518057 t (86-755) 26012053 f (86-755) 26710594 www.ssgroup.com.cn  
中国·广东·深圳市南山区科技园中区M-10栋1号厂房 邮编: 518057 t (86-755) 26012053 f (86-755) 26710594 sgs.china@sgs.com

Test Mode: 03; Polarity: Vertical; Modulation:802.11ac; Bandwidth:80MHz; Channel:High

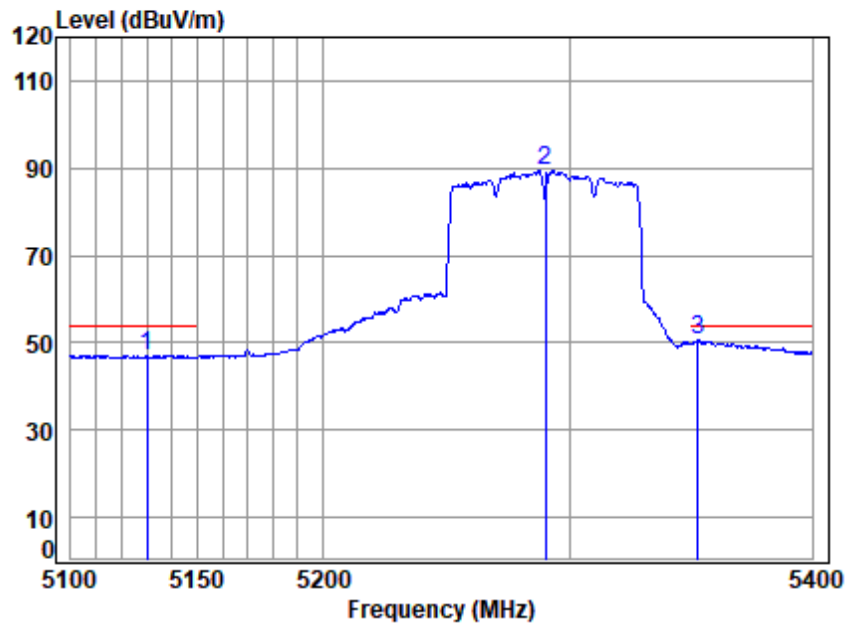


Site : chamber  
 Condition: 3m VERTICAL  
 Job No : 04877AT\00791AT  
 Mode : 5290 Band edge  
 : 5G WIFI 11AC80

		Cable	Ant	Preamp	Read	Limit	Over	
Freq	Loss	Factor	Factor	Level	Level	Line	Limit	Remark
MHz	dB	dB/m	dB	dBuV	dBuV/m	dBuV/m	dB	
1	5114.304	18.78	33.97	31.26	38.62	60.11	74.00	-13.89 Peak
2 p	5290.000	19.03	34.18	31.35	87.77	109.63	68.20	41.43 Peak
3	5353.594	19.11	34.41	31.39	42.27	64.40	74.00	-9.60 Peak



Test Mode: 03; Polarity: Vertical; Modulation:802.11ac; Bandwidth:80MHz; Channel:High



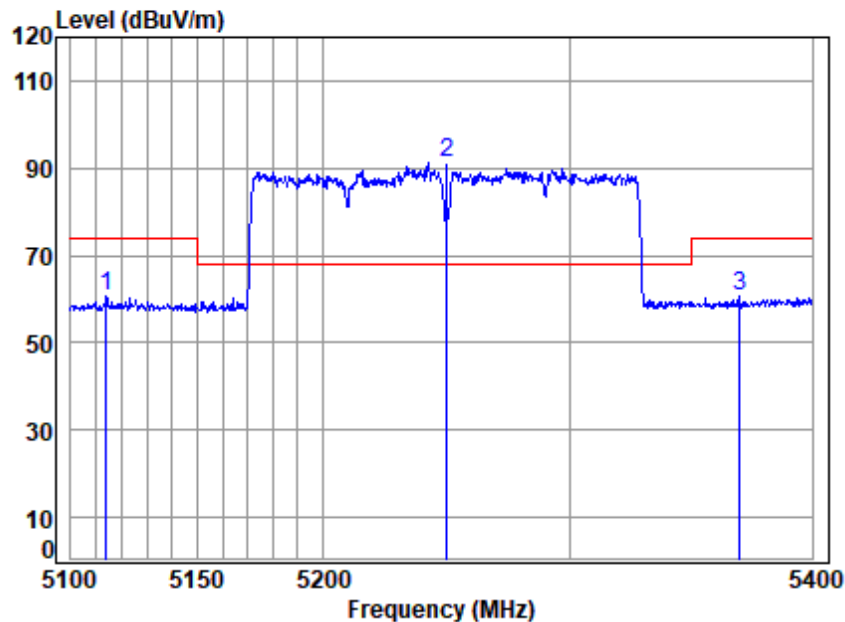
Site : chamber  
Condition: 3m VERTICAL  
Job No : 04877AT\00791AT  
Mode : 5290 Band edge  
: 5G WIFI 11AC80

		Cable	Ant	Preamp	Read	Limit	Over	
	Freq	Loss	Factor	Factor	Level	Level	Line	Limit Remark
	MHz	dB	dB/m	dB	dBuV	dBuV/m	dBuV/m	dB
1	5130.114	18.81	33.94	31.27	25.51	46.99	54.00	-7.01 Average
2	5290.000	19.03	34.18	31.35	67.78	89.64	-----	----- Average
3 q	5352.676	19.11	34.41	31.39	28.47	50.60	54.00	-3.40 Average





Test Mode: 02; Polarity: Horizontal; Modulation:802.11ac; Bandwidth:160MHz; Channel:middle

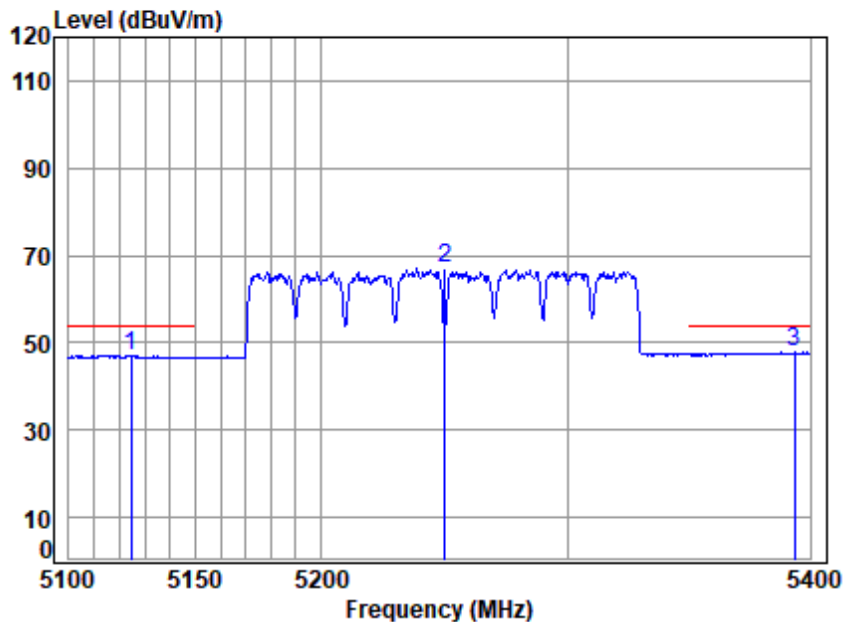


Site : chamber  
Condition: 3m HORIZONTAL  
Job No : 04877AT\00791AT  
Mode : 5250 Band edge  
: 5G WIFI 11AC160

		Cable	Ant	Preamp	Read		Limit	Over	
	Freq	Loss	Factor	Factor	Level	Level	Line	Limit	Remark
	MHz	dB	dB/m	dB	dBuV	dBuV/m	dBuV/m	dB	
1	5114.012	18.78	33.97	31.26	39.09	60.58	74.00	-13.42	peak
2 p	5250.000	18.97	34.10	31.33	69.64	91.38	68.20	23.18	peak
3	5369.836	19.14	34.48	31.40	38.39	60.61	74.00	-13.39	peak



Test Mode: 02; Polarity: Horizontal; Modulation:802.11ac; Bandwidth:160MHz; Channel:middle

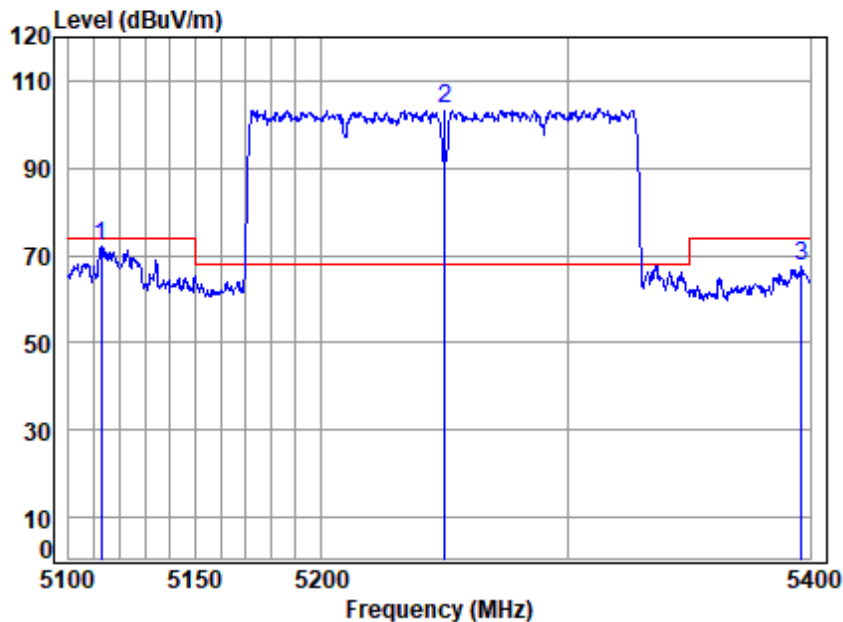


Site : chamber  
Condition: 3m HORIZONTAL  
Job No : 04877AT\00791AT  
Mode : 5250 Band edge  
: 5G WIFI 11AC160

		Cable	Ant	Preamp	Read	Limit	Over	
Freq	Loss	Factor	Factor	Level	Level	Line	Limit	Remark
MHz	dB	dB/m	dB	dBuV	dBuV/m	dBuV/m	dB	
1 5124.545	18.80	33.95	31.27	25.69	47.17	54.00	-6.83	Average
2 5250.000	18.97	34.10	31.33	45.46	67.20	-----	-----	Average
3 q 5393.522	19.17	34.57	31.41	25.52	47.85	54.00	-6.15	Average



Test Mode: 02; Polarity: Vertical; Modulation:802.11ac; Bandwidth:160MHz; Channel:middle

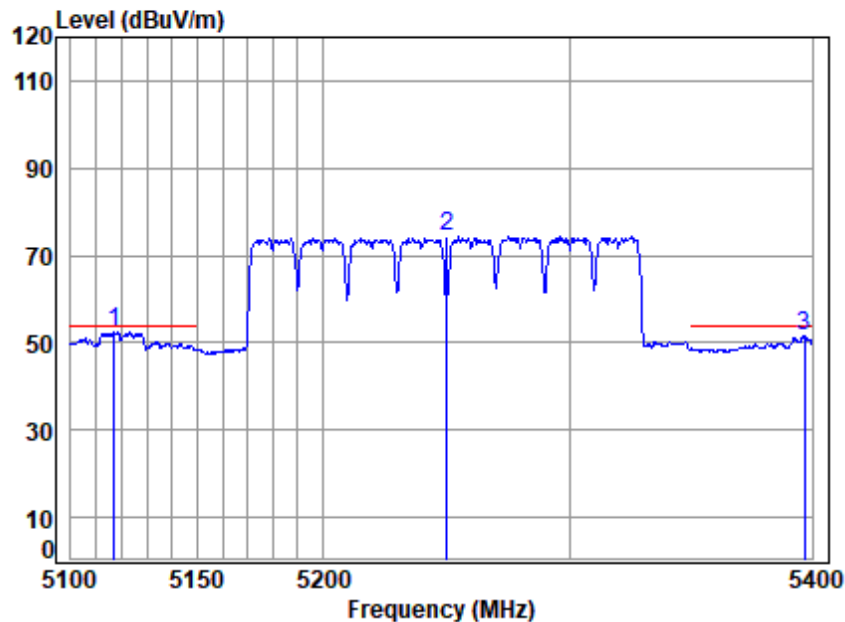


Site : chamber  
Condition: 3m VERTICAL  
Job No : 04877AT\00791AT  
Mode : 5250 Band edge  
: 5G WIFI 11AC160

		Cable	Ant	Preamp	Read		Limit	Over	
	Freq	Loss	Factor	Factor	Level	Level	Line	Limit	Remark
	MHz	dB	dB/m	dB	dBuV	dBuV/m	dBuV/m	dB	
1	5112.842	18.78	33.97	31.26	50.49	71.98	74.00	-2.02	Peak
2 p	5250.000	18.97	34.10	31.33	81.75	103.49	68.20	35.29	Peak
3	5396.606	19.17	34.59	31.41	45.09	67.44	74.00	-6.56	Peak



Test Mode: 02; Polarity: Vertical; Modulation:802.11ac; Bandwidth:160MHz; Channel:middle



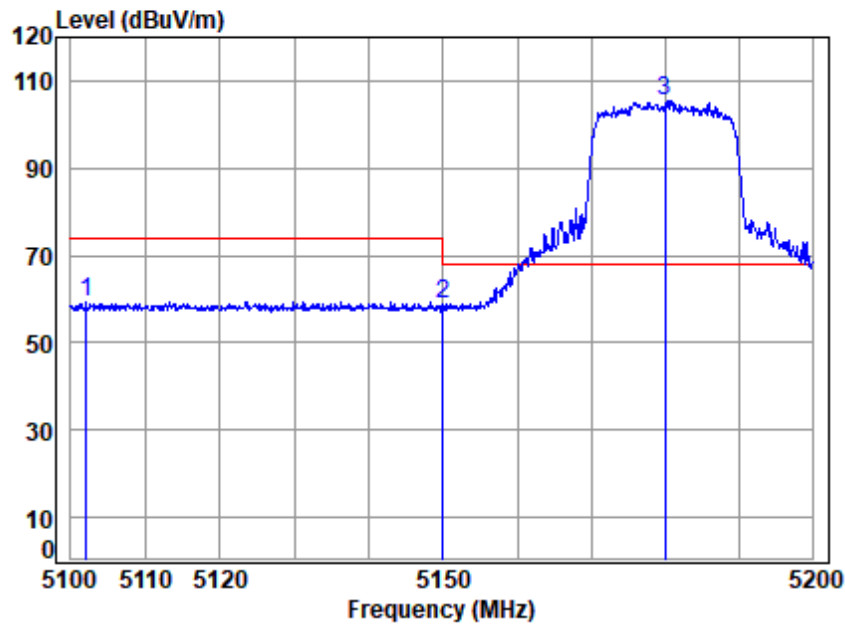
Site : chamber  
Condition: 3m VERTICAL  
Job No : 04877AT\00791AT  
Mode : 5250 Band edge  
: 5G WIFI 11AC160

		Cable	Ant	Preamp	Read	Limit	Over	
Freq	Loss	Factor	Factor	Level	Level	Line	Limit	Remark
MHz	dB	dB/m	dB	dBuV	dBuV/m	dBuV/m	dB	
1 q 5117.228	18.79	33.97	31.26	30.87	52.37	54.00	-1.63	Average
2 5250.000	18.97	34.10	31.33	52.57	74.31	-----	-----	Average
3 5396.915	19.17	34.59	31.41	29.11	51.46	54.00	-2.54	Average





Test Mode: 02; Polarity: Horizontal; Modulation: 802.11ax(Full RU0); Bandwidth: 20MHz; Channel: Low

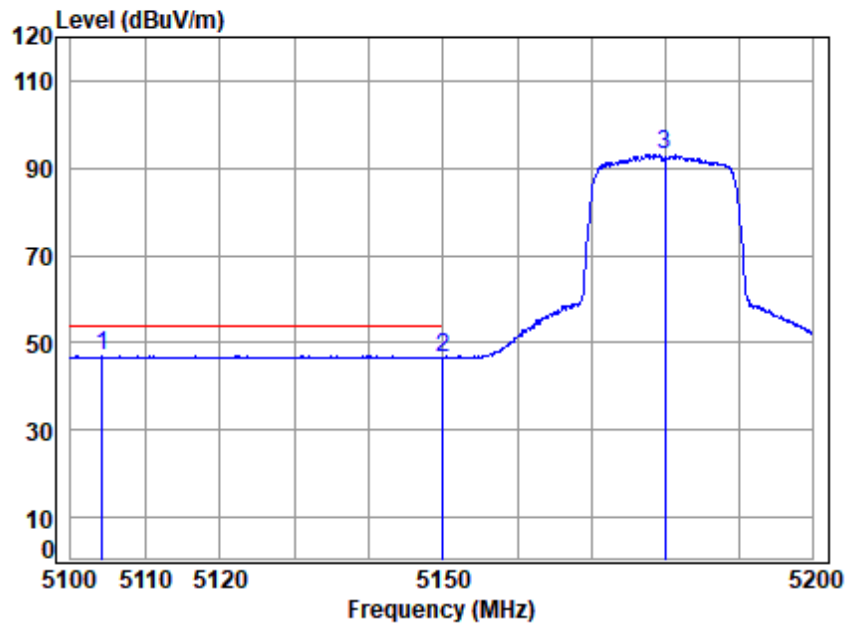


Site : chamber  
Condition: 3m HORIZONTAL  
Job No : 04877AT\00791AT  
Mode : 5180 Band edge  
: 5G WIFI 11AX20

		Cable	Ant	Preamp	Read		Limit	Over	
	Freq	Loss	Factor	Factor	Level	Level	Line	Limit	Remark
	MHz	dB	dB/m	dB	dBuV	dBuV/m	dBuV/m	dB	
1	5102.080	18.77	34.00	31.26	37.96	59.47	74.00	-14.53	peak
2	5149.980	18.83	33.90	31.28	37.18	58.63	74.00	-15.37	peak
3 p	5180.000	18.88	33.96	31.30	83.93	105.47	68.20	37.27	peak



Test Mode: 02; Polarity: Horizontal; Modulation: 802.11ax(Full RU0); Bandwidth: 20MHz; Channel: Low

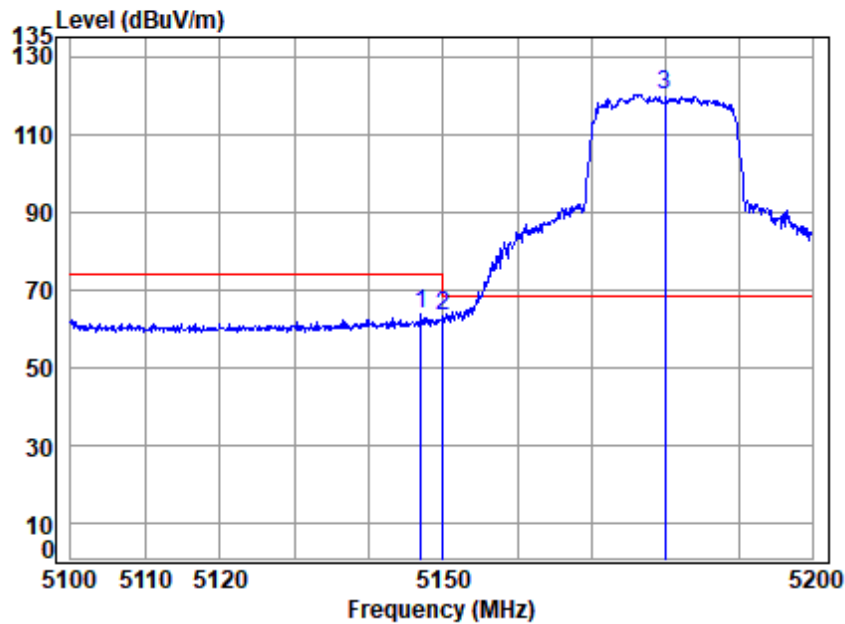


Site : chamber  
Condition: 3m HORIZONTAL  
Job No : 04877AT\00791AT  
Mode : 5180 Band edge  
: 5G WIFI 11AX20

		Cable	Ant	Preamp	Read	Limit	Over	
Freq	Loss	Factor	Factor	Level	Level	Line	Limit	Remark
MHz	dB	dB/m	dB	dBuV	dBuV/m	dBuV/m	dB	
1 q 5104.161	18.77	33.99	31.26	25.44	46.94	54.00	-7.06	Average
2 5149.980	18.83	33.90	31.28	25.17	46.62	54.00	-7.38	Average
3 5180.000	18.88	33.96	31.30	71.53	93.07	-----	-----	Average



Test Mode: 02; Polarity: Vertical; Modulation:802.11ax(Full RU0); Bandwidth:20MHz; Channel:Low

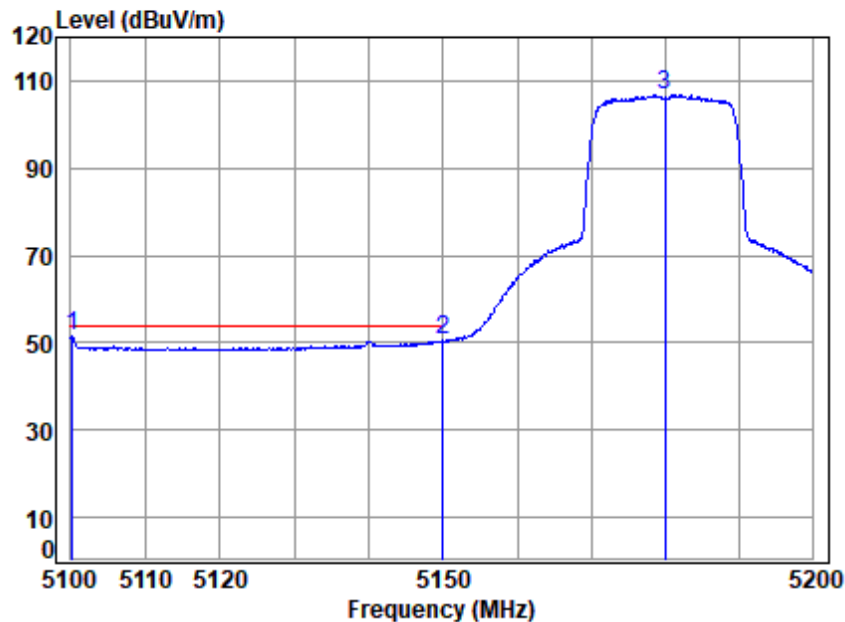


Site : chamber  
Condition: 3m VERTICAL  
Job No : 04877AT\00791AT  
Mode : 5180 Band edge  
: 5G WIFI 11AX20

		Cable	Ant	Preamp	Read		Limit	Over	
	Freq	Loss	Factor	Factor	Level	Level	Line	Limit	Remark
	MHz	dB	dB/m	dB	dBuV	dBuV/m	dBuV/m	dB	
1	5146.958	18.83	33.91	31.28	42.25	63.71	74.00	-10.29	Peak
2	5149.980	18.83	33.90	31.28	41.71	63.16	74.00	-10.84	Peak
3 p	5180.000	18.88	33.96	31.30	98.58	120.12	68.20	51.92	Peak



Test Mode: 02; Polarity: Vertical; Modulation: 802.11ax(Full RU0); Bandwidth: 20MHz; Channel: Low



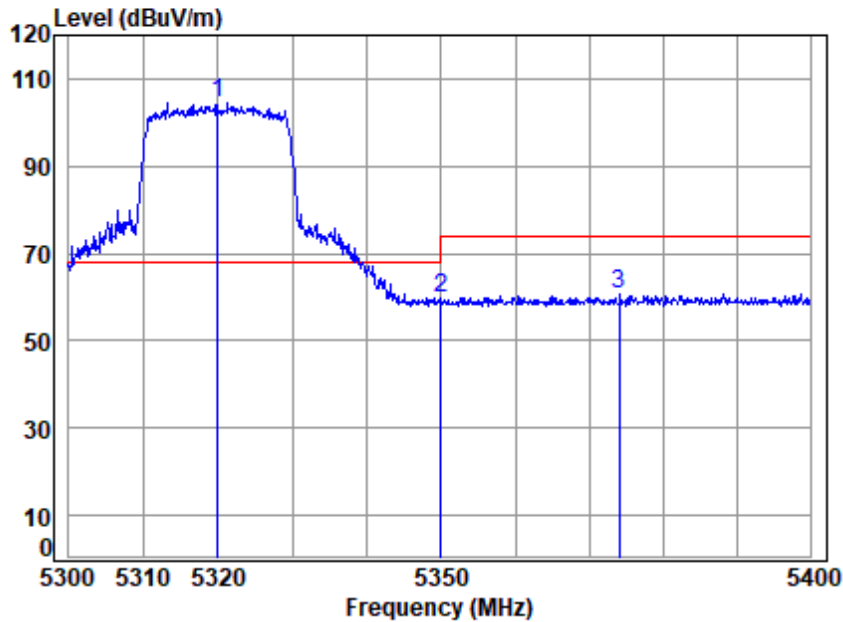
Site : chamber  
Condition: 3m VERTICAL  
Job No : 04877AT\00791AT  
Mode : 5180 Band edge  
: 5G WIFI 11AX20

		Cable	Ant	Preamp	Read	Limit	Over	
Freq	Loss	Factor	Factor	Level	Level	Line	Limit	Remark
MHz	dB	dB/m	dB	dBuV	dBuV/m	dBuV/m	dB	
1 q 5100.198	18.76	34.00	31.25	29.91	51.42	54.00	-2.58	Average
2 5149.980	18.83	33.90	31.28	28.99	50.44	54.00	-3.56	Average
3 5180.000	18.88	33.96	31.30	85.38	106.92	-----	-----	Average





Test Mode: 03; Polarity: Horizontal; Modulation:802.11ax(Full RU0); Bandwidth:20MHz; Channel:High

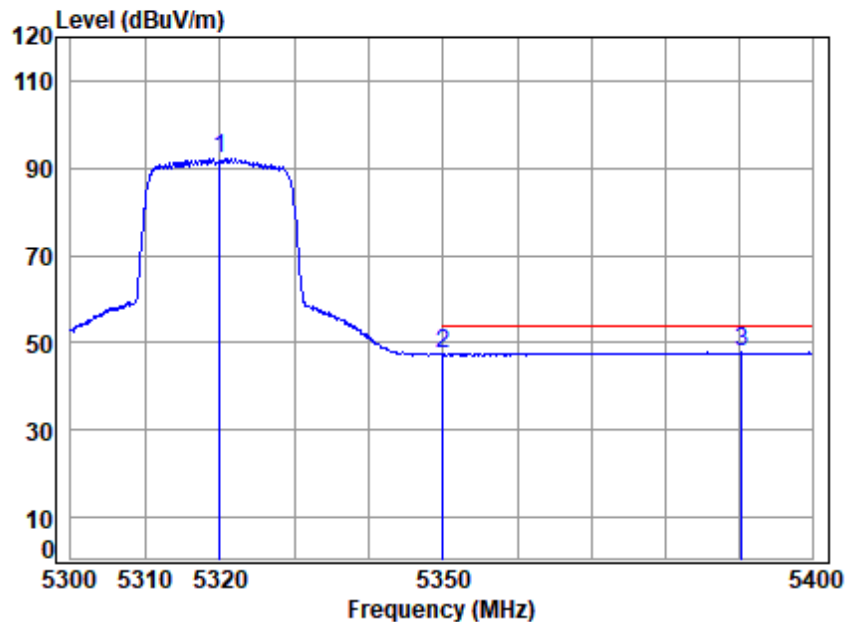


Site : chamber  
Condition: 3m HORIZONTAL  
Job No : 04877AT\00791AT  
Mode : 5320 Band edge  
: 5G WIFI 11AX20

	Cable	Ant	Preamp	Read		Limit	Over	
Freq	Loss	Factor	Factor	Level	Level	Line	Limit	Remark
MHz	dB	dB/m	dB	dBuV	dBuV/m	dBuV/m	dB	
5320.000	19.07	34.28	31.37	82.51	104.49	68.20	36.29	peak
5350.020	19.11	34.40	31.39	37.83	59.95	74.00	-14.05	peak
5374.121	19.14	34.50	31.40	38.58	60.82	74.00	-13.18	peak



Test Mode: 03; Polarity: Horizontal; Modulation:802.11ax(Full RU0); Bandwidth:20MHz; Channel:High



Site : chamber  
Condition: 3m HORIZONTAL  
Job No : 04877AT\00791AT  
Mode : 5320 Band edge  
: 5G WIFI 11AX20

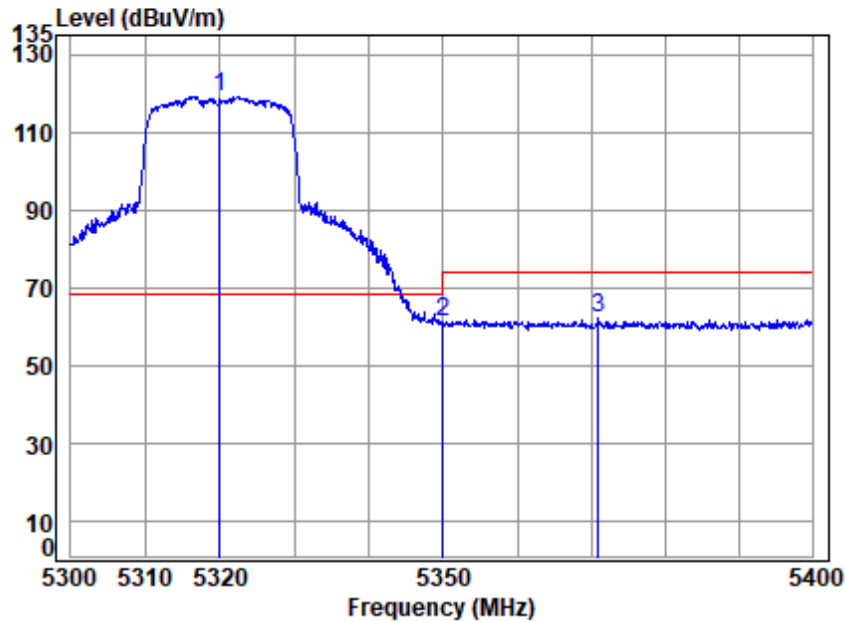
		Cable	Ant	Preamp	Read	Limit	Over	
	Freq	Loss	Factor	Factor	Level	Level	Line	Limit Remark
	MHz	dB	dB/m	dB	dBuV	dBuV/m	dBuV/m	dB
1	5320.000	19.07	34.28	31.37	70.31	92.29	-----	----- Average
2	5350.020	19.11	34.40	31.39	25.19	47.31	54.00	-6.69 Average
3 q	5390.419	19.16	34.56	31.41	25.61	47.92	54.00	-6.08 Average



Unless otherwise agreed in writing, this document is issued by the Company subject to its General Conditions of Service printed overleaf, available on request or accessible at <https://www.sgs.com/en/Terms-and-Conditions>. Attention is drawn to the limitation of liability, indemnification and jurisdiction issues defined therein. Any holder of this document is advised that information contained hereon reflects the Company's findings at the time of its intervention only and within the limits of Client's instructions, if any. The Company's sole responsibility is to its Client and this document does not exonerate parties to a transaction from exercising all their rights and obligations under the transaction documents. This document cannot be reproduced except in full, without prior written approval of the Company. Any unauthorized alteration, forgery or falsification of the content or appearance of this document is unlawful and offenders may be prosecuted to the fullest extent of the law. Unless otherwise stated the results shown in this test report refer only to the sample(s) tested and such sample(s) are retained for 30 days only.

Attention: To check the authenticity of testing /inspection report & certificate, please contact us at telephone: (86-755) 8307 1443, or email: [CN.Doccheck@sgs.com](mailto:CN.Doccheck@sgs.com)

Test Mode: 03; Polarity: Vertical; Modulation:802.11ax(Full RU0); Bandwidth:20MHz; Channel:High



Site : chamber  
Condition: 3m VERTICAL  
Job No : 04877AT\00791AT  
Mode : 5320 Band edge  
: 5G WIFI 11AX20

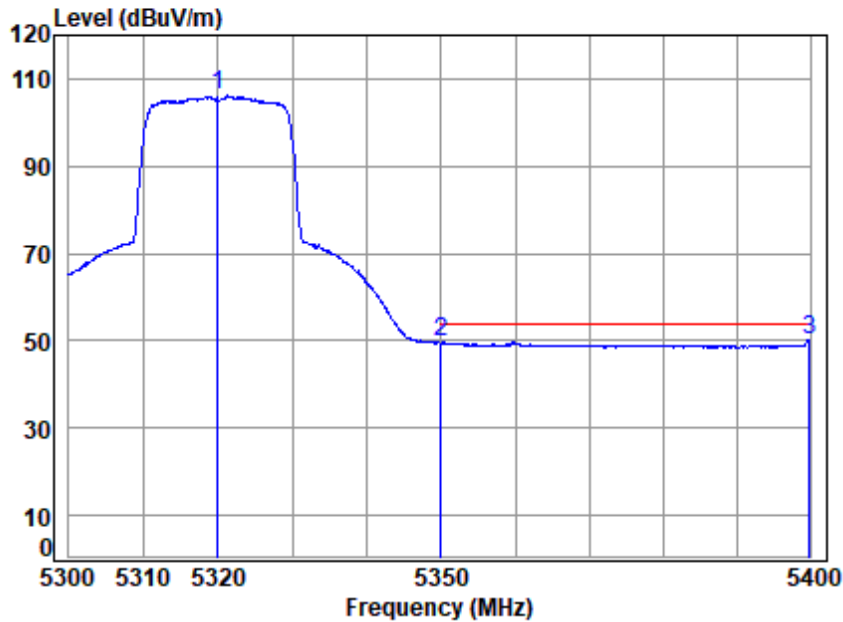
		Cable	Ant	Preamp	Read	Limit	Over	
Freq	Loss	Factor	Factor	Level	Level	Line	Limit	Remark
MHz	dB	dB/m	dB	dBuV	dBuV/m	dBuV/m	dB	
1 p 5320.000	19.07	34.28	31.37	97.20	119.18	68.20	50.98	Peak
2 5350.020	19.11	34.40	31.39	39.22	61.34	74.00	-12.66	Peak
3 5370.908	19.14	34.48	31.40	39.73	61.95	74.00	-12.05	Peak



Unless otherwise agreed in writing, this document is issued by the Company subject to its General Conditions of Service printed overleaf, available on request or accessible at <https://www.sgs.com/en/Terms-and-Conditions>. Attention is drawn to the limitation of liability, indemnification and jurisdiction issues defined therein. Any holder of this document is advised that information contained hereon reflects the Company's findings at the time of its intervention only and within the limits of Client's instructions, if any. The Company's sole responsibility is to its Client and this document does not exonerate parties to a transaction from exercising all their rights and obligations under the transaction documents. This document cannot be reproduced except in full, without prior written approval of the Company. Any unauthorized alteration, forgery or falsification of the content or appearance of this document is unlawful and offenders may be prosecuted to the fullest extent of the law. Unless otherwise stated the results shown in this test report refer only to the sample(s) tested and such sample(s) are retained for 30 days only.

Attention: To check the authenticity of testing /inspection report & certificate, please contact us at telephone: (86-755) 8307 1443, or email: [CN.Doccheck@sgs.com](mailto:CN.Doccheck@sgs.com)

Test Mode: 03; Polarity: Vertical; Modulation:802.11ax(Full RU0); Bandwidth:20MHz; Channel:High



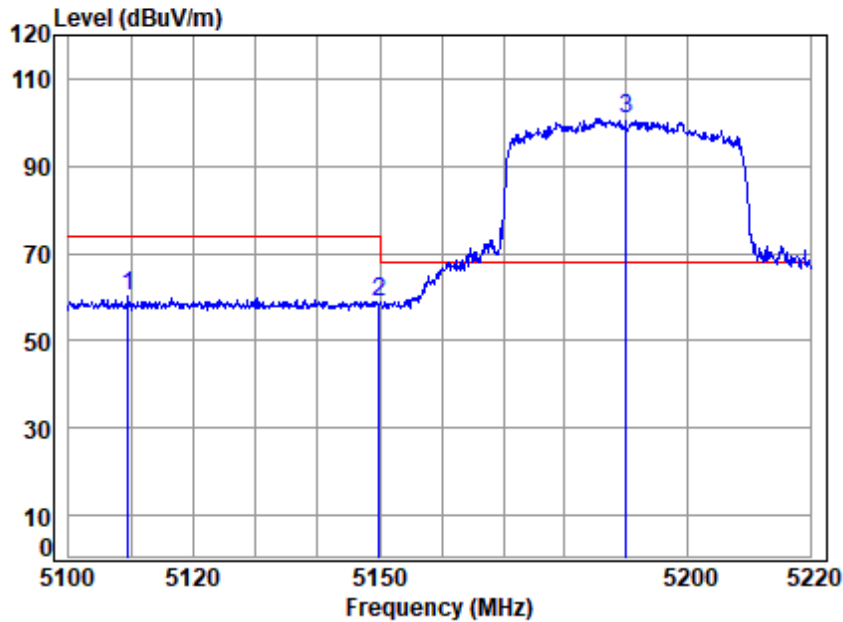
Site : chamber  
Condition: 3m VERTICAL  
Job No : 04877AT\00791AT  
Mode : 5320 Band edge  
: 5G WIFI 11AX20

		Cable	Ant	Preamp	Read	Limit	Over	
Freq	Loss	Factor	Factor	Level	Level	Line	Limit	Remark
MHz	dB	dB/m	dB	dBuV	dBuV/m	dBuV/m	dB	
1 5320.000	19.07	34.28	31.37	84.20	106.18	-----	-----	Average
2 5350.020	19.11	34.40	31.39	27.48	49.60	54.00	-4.40	Average
3 q 5399.899	19.18	34.60	31.41	28.02	50.39	54.00	-3.61	Average





Test Mode: 02; Polarity: Horizontal; Modulation: 802.11ax(Full RU0); Bandwidth: 40MHz; Channel: Low

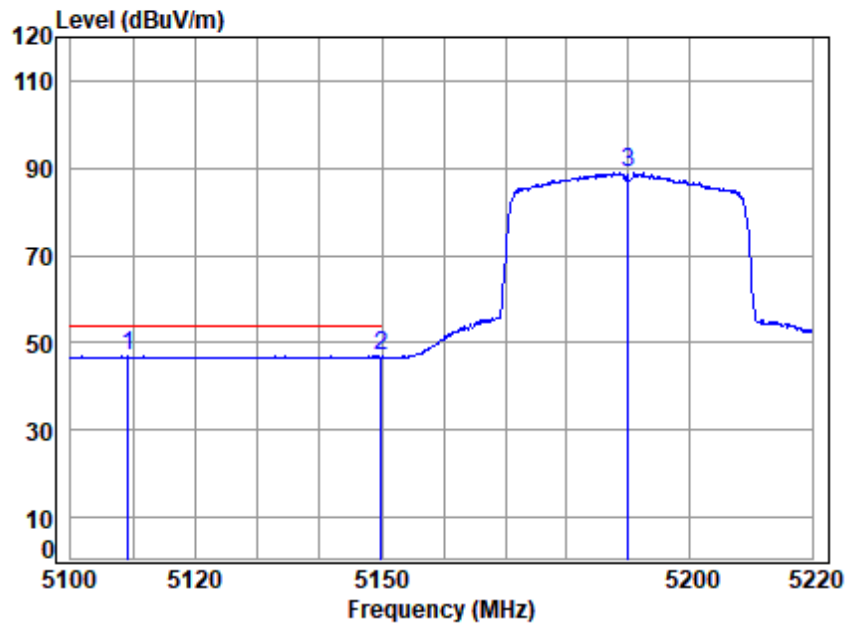


Site : chamber  
Condition: 3m HORIZONTAL  
Job No : 04877AT\00791AT  
Mode : 5190 Band edge  
: 5G WIFI 11AX40

		Cable	Ant	Preamp	Read		Limit	Over	
Freq		Loss	Factor	Factor	Level	Level	Line	Limit	Remark
MHz		dB	dB/m	dB	dBuV	dBuV/m	dBuV/m	dB	
1	5109.498	18.78	33.98	31.26	38.74	60.24	74.00	-13.76	peak
2	5149.980	18.83	33.90	31.28	37.43	58.88	74.00	-15.12	peak
3 p	5190.000	18.89	33.98	31.30	79.43	101.00	68.20	32.80	peak



Test Mode: 02; Polarity: Horizontal; Modulation: 802.11ax(Full RU0); Bandwidth: 40MHz; Channel: Low

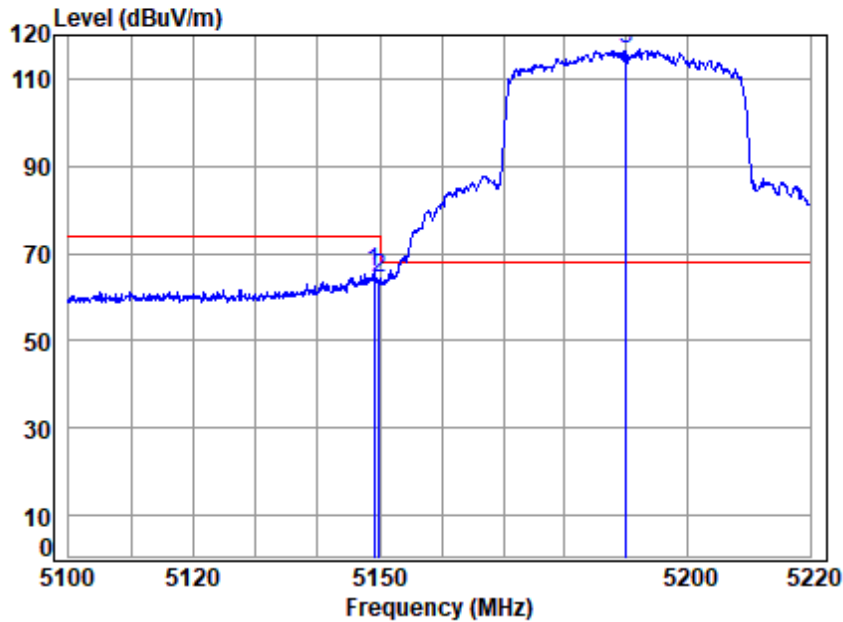


Site : chamber  
Condition: 3m HORIZONTAL  
Job No : 04877AT\00791AT  
Mode : 5190 Band edge  
: 5G WIFI 11AX40

		Cable	Ant	Preamp	Read	Limit	Over	
Freq	Loss	Factor	Factor	Level	Level	Line	Limit	Remark
MHz	dB	dB/m	dB	dBuV	dBuV/m	dBuV/m	dB	
1 q 5109.141	18.78	33.98	31.26	25.37	46.87	54.00	-7.13	Average
2 5149.980	18.83	33.90	31.28	25.32	46.77	54.00	-7.23	Average
3 5190.000	18.89	33.98	31.30	67.37	88.94	-----	-----	Average



Test Mode: 02; Polarity: Vertical; Modulation:802.11ax(Full RU0); Bandwidth:40MHz; Channel:Low

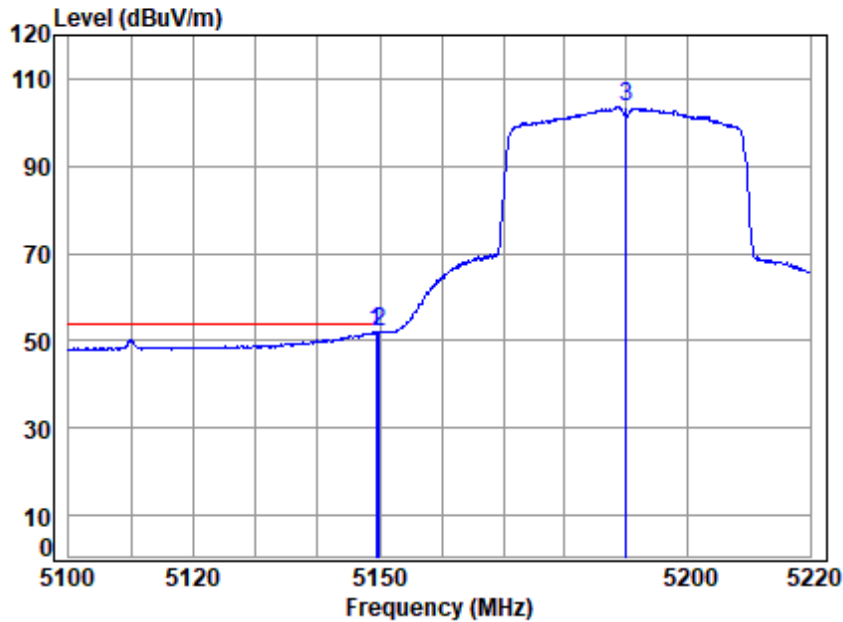


Site : chamber  
Condition: 3m VERTICAL  
Job No : 04877AT\00791AT  
Mode : 5190 Band edge  
: 5G WIFI 11AX40

		Cable	Ant	Preamp	Read	Limit	Over	
Freq	Loss	Factor	Factor	Level	Level	Line	Limit	Remark
MHz	dB	dB/m	dB	dBuV	dBuV/m	dBuV/m	dB	
1 5149.102	18.83	33.90	31.28	44.44	65.89	74.00	-8.11	Peak
2 5149.980	18.83	33.90	31.28	42.94	64.39	74.00	-9.61	Peak
3 p 5190.000	18.89	33.98	31.30	95.25	116.82	68.20	48.62	Peak



Test Mode: 02; Polarity: Vertical; Modulation:802.11ax(Full RU0); Bandwidth:40MHz; Channel:Low



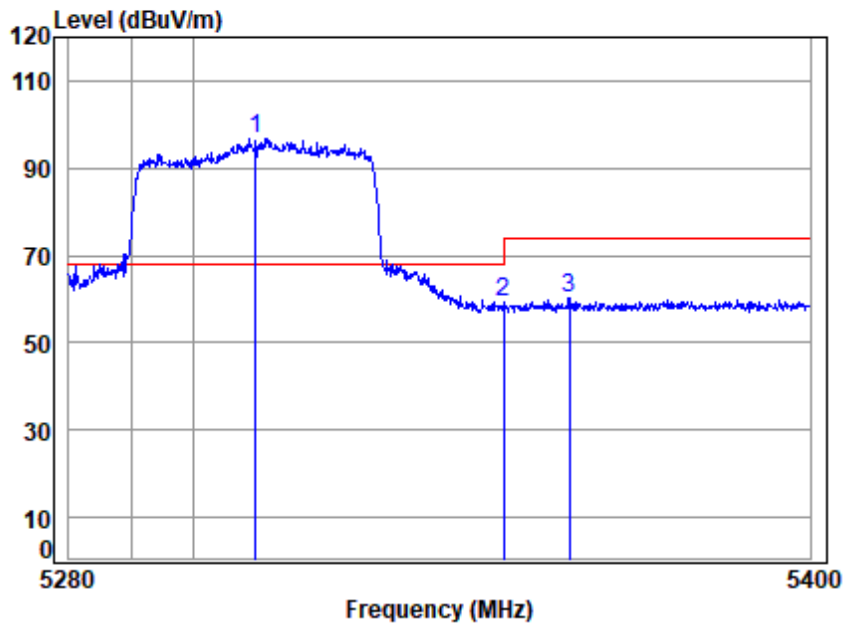
Site : chamber  
Condition: 3m VERTICAL  
Job No : 04877AT\00791AT  
Mode : 5190 Band edge  
: 5G WIFI 11AX40

		Cable	Ant	Preamp	Read	Limit	Over	
Freq	Loss	Factor	Factor	Level	Level	Line	Limit	Remark
MHz	dB	dB/m	dB	dBuV	dBuV/m	dBuV/m	dB	
1	5149.461	18.83	33.90	31.28	30.50	51.95	54.00	-2.05 Average
2 q	5149.980	18.83	33.90	31.28	30.72	52.17	54.00	-1.83 Average
3	5190.000	18.89	33.98	31.30	81.96	103.53	-----	----- Average





Test Mode: 03; Polarity: Horizontal; Modulation:802.11ax(Full RU0); Bandwidth:40MHz; Channel:High

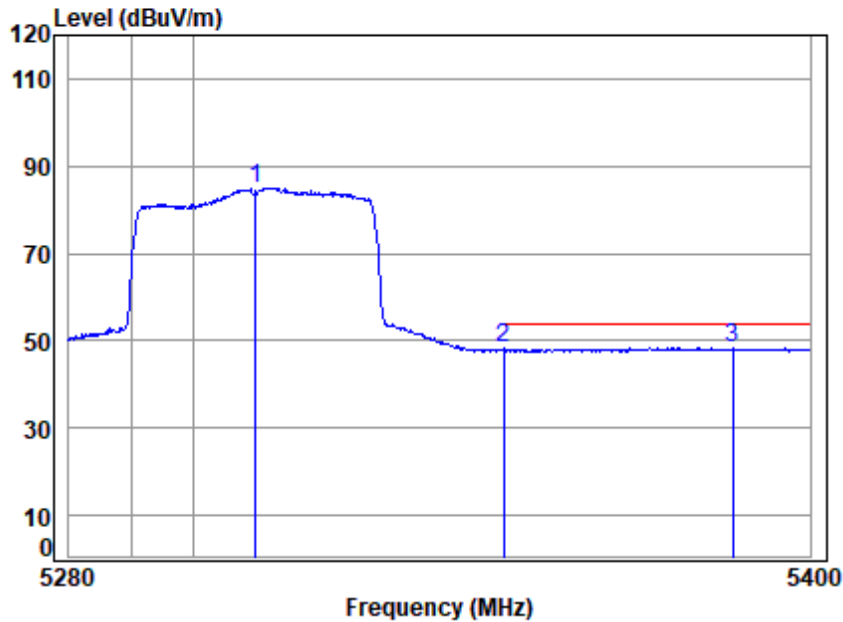


Site : chamber  
Condition: 3m HORIZONTAL  
Job No : 04877AT\00791AT  
Mode : 5310 Band edge  
: 5G WIFI 11AX40

		Cable	Ant	Preamp	Read		Limit	Over	
	Freq	Loss	Factor	Factor	Level	Level	Line	Limit	Remark
	MHz	dB	dB/m	dB	dBuV	dBuV/m	dBuV/m	dB	
1 p	5310.000	19.06	34.24	31.36	74.93	96.87	68.20	28.67	peak
2	5350.020	19.11	34.40	31.39	37.08	59.20	74.00	-14.80	peak
3	5360.704	19.12	34.44	31.39	38.22	60.39	74.00	-13.61	peak



Test Mode: 03; Polarity: Horizontal; Modulation:802.11ax(Full RU0); Bandwidth:40MHz; Channel:High

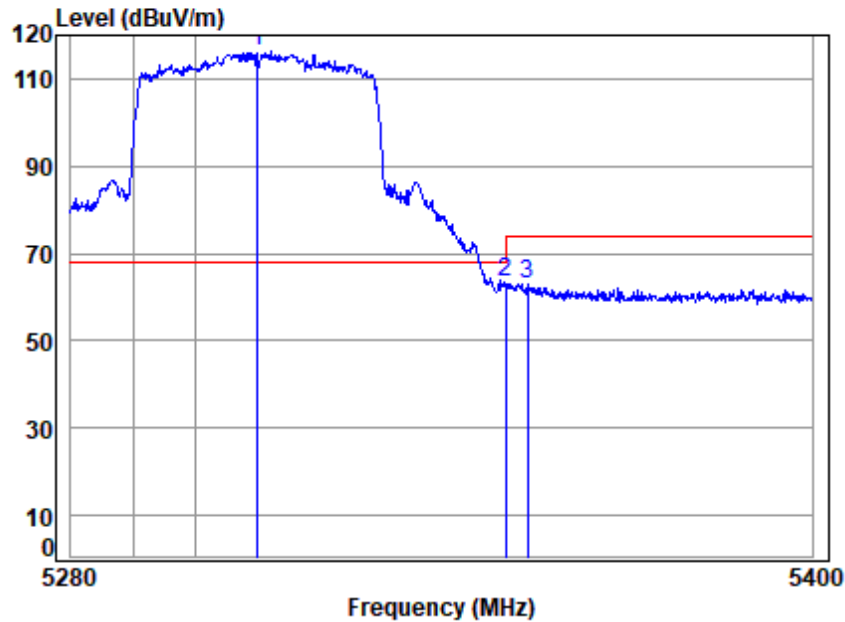


Site : chamber  
Condition: 3m HORIZONTAL  
Job No : 04877AT\00791AT  
Mode : 5310 Band edge  
: 5G WIFI 11AX40

		Cable	Ant	Preamp	Read	Limit	Over	
Freq	Loss	Factor	Factor	Level	Level	Line	Limit	Remark
MHz	dB	dB/m	dB	dBuV	dBuV/m	dBuV/m	dB	
1	5310.000	19.06	34.24	31.36	63.13	85.07	-----	Average
2	5350.020	19.11	34.40	31.39	26.02	48.14	54.00	-5.86 Average
3 q	5387.394	19.16	34.55	31.40	26.04	48.35	54.00	-5.65 Average



Test Mode: 03; Polarity: Vertical; Modulation:802.11ax(Full RU0); Bandwidth:40MHz; Channel:High

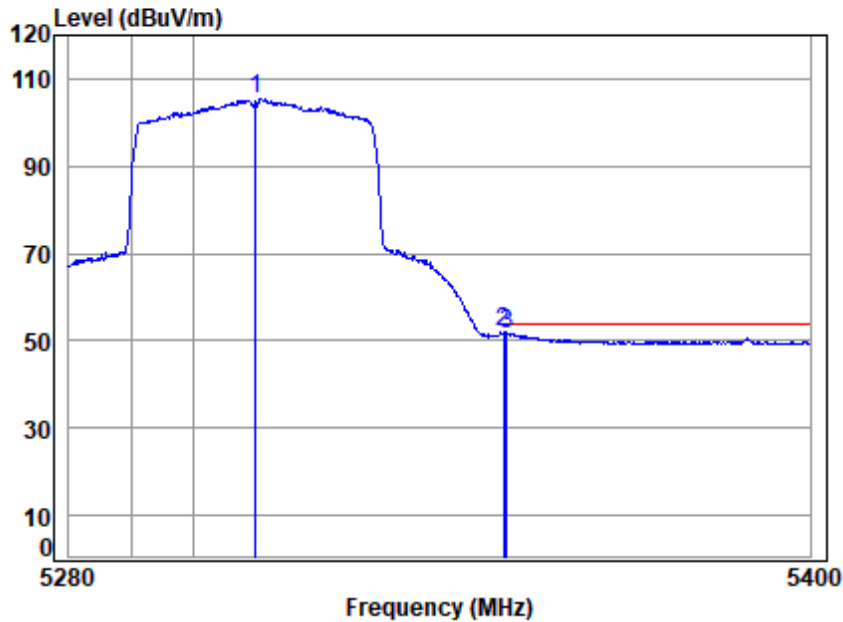


Site : chamber  
Condition: 3m VERTICAL  
Job No : 04877AT\00791AT  
Mode : 5310 Band edge  
: 5G WIFI 11AX40

		Cable	Ant	Preamp	Read	Limit	Over	
	Freq	Loss	Factor	Factor	Level	Line	Limit	Remark
	MHz	dB	dB/m	dB	dBuV	dBuV/m	dBuV/m	dB
1 p	5310.000	19.06	34.24	31.36	94.42	116.36	68.20	48.16 peak
2	5350.020	19.11	34.40	31.39	41.33	63.45	74.00	-10.55 peak
3	5353.601	19.11	34.41	31.39	41.04	63.17	74.00	-10.83 peak



Test Mode: 03; Polarity: Vertical; Modulation:802.11ax(Full RU0); Bandwidth:40MHz; Channel:High



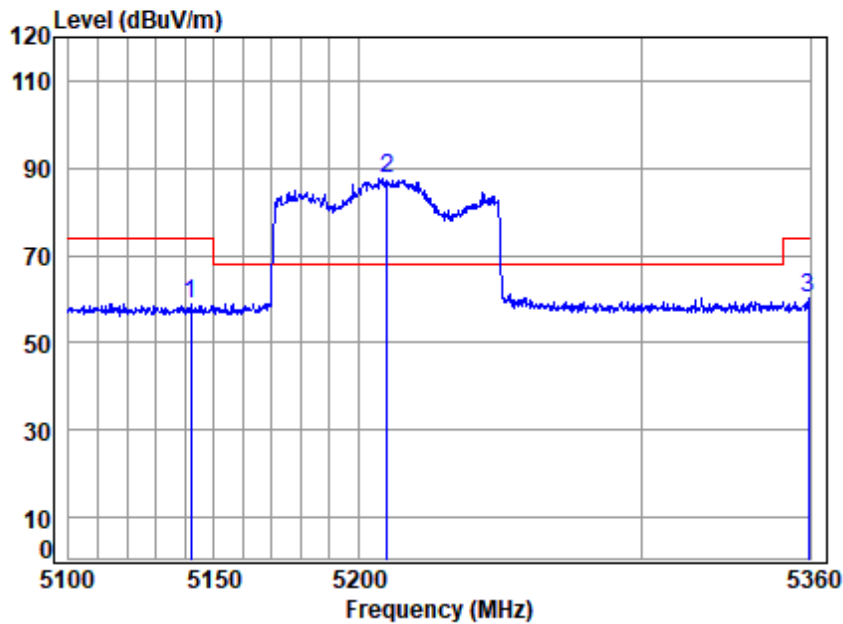
Site : chamber  
Condition: 3m VERTICAL  
Job No : 04877AT\00791AT  
Mode : 5310 Band edge  
: 5G WIFI 11AX40

		Cable	Ant	Preamp	Read	Limit	Over	
Freq		Loss	Factor	Factor	Level	Line	Limit	Remark
MHz		dB	dB/m	dB	dBuV	dBuV/m	dBuV/m	dB
1	5310.000	19.06	34.24	31.36	83.42	105.36	-----	----- Average
2 q	5350.020	19.11	34.40	31.39	29.72	51.84	54.00	-2.16 Average
3	5350.594	19.11	34.40	31.39	29.43	51.55	54.00	-2.45 Average





Test Mode: 02; Polarity: Horizontal; Modulation: 802.11ax(Full RU0); Bandwidth: 80MHz; Channel: Low

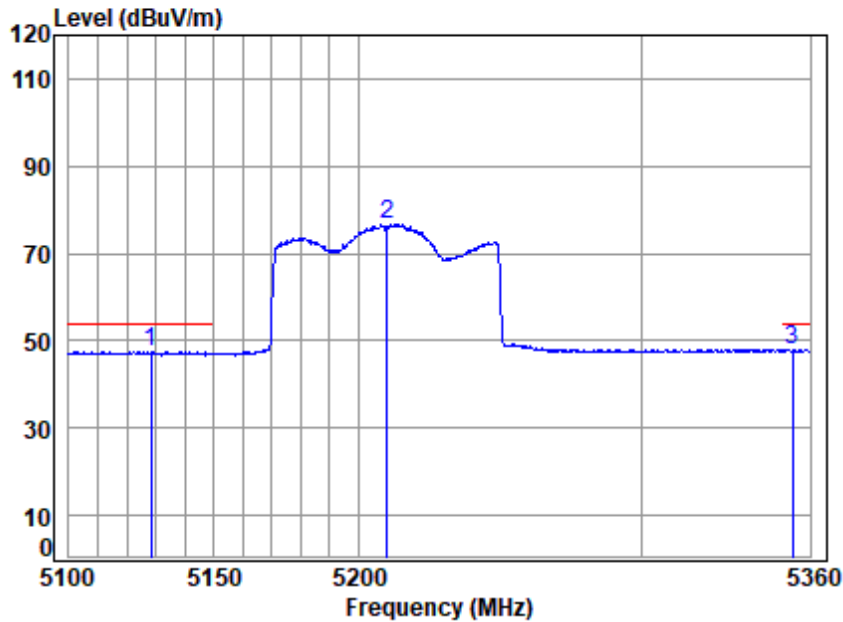


Site : chamber  
Condition: 3m HORIZONTAL  
Job No : 04877AT\00791AT  
Mode : 5210 Band edge  
: 5G WIFI 11AX80

		Cable	Ant	Preamp	Read		Limit	Over	
Freq		Loss	Factor	Factor	Level	Level	Line	Limit	Remark
MHz		dB	dB/m	dB	dBuV	dBuV/m	dBuV/m	dB	
1	5142.014	18.82	33.92	31.28	37.58	59.04	74.00	-14.96	peak
2 p	5210.000	18.92	34.02	31.31	65.81	87.44	68.20	19.24	peak
3	5359.467	19.12	34.44	31.39	38.17	60.34	74.00	-13.66	peak



Test Mode: 02; Polarity: Horizontal; Modulation: 802.11ax(Full RU0); Bandwidth: 80MHz; Channel: Low

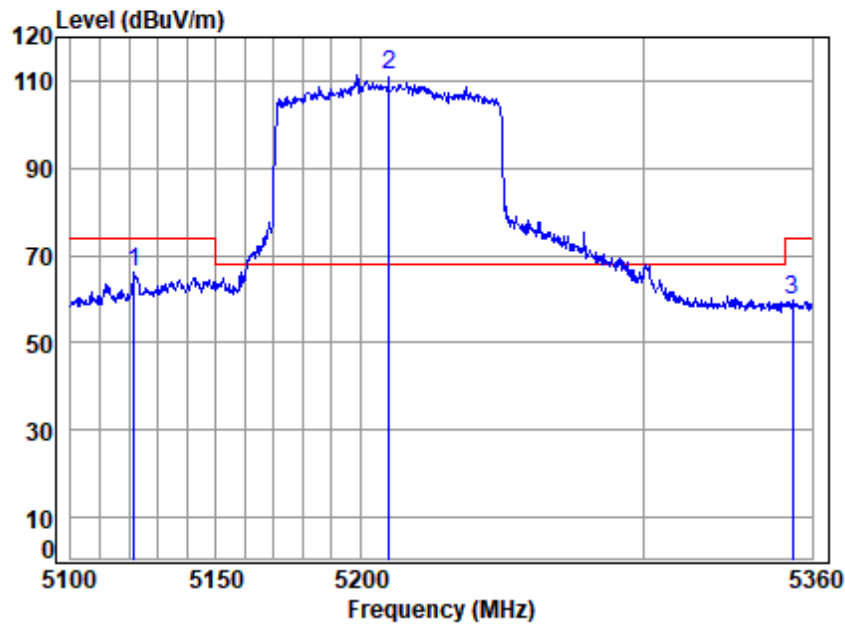


Site : chamber  
Condition: 3m HORIZONTAL  
Job No : 04877AT\00791AT  
Mode : 5210 Band edge  
: 5G WIFI 11AX80

		Cable	Ant	Preamp	Read	Limit	Over	
Freq	Loss	Factor	Factor	Level	Level	Line	Limit	Remark
MHz	dB	dB/m	dB	dBuV	dBuV/m	dBuV/m	dB	
1 5128.226	18.80	33.94	31.27	26.14	47.61	54.00	-6.39	Average
2 5210.000	18.92	34.02	31.31	55.03	76.66	-----	-----	Average
3 q 5353.607	19.11	34.41	31.39	25.95	48.08	54.00	-5.92	Average



Test Mode: 02; Polarity: Vertical; Modulation:802.11ax(Full RU0); Bandwidth:80MHz; Channel:Low

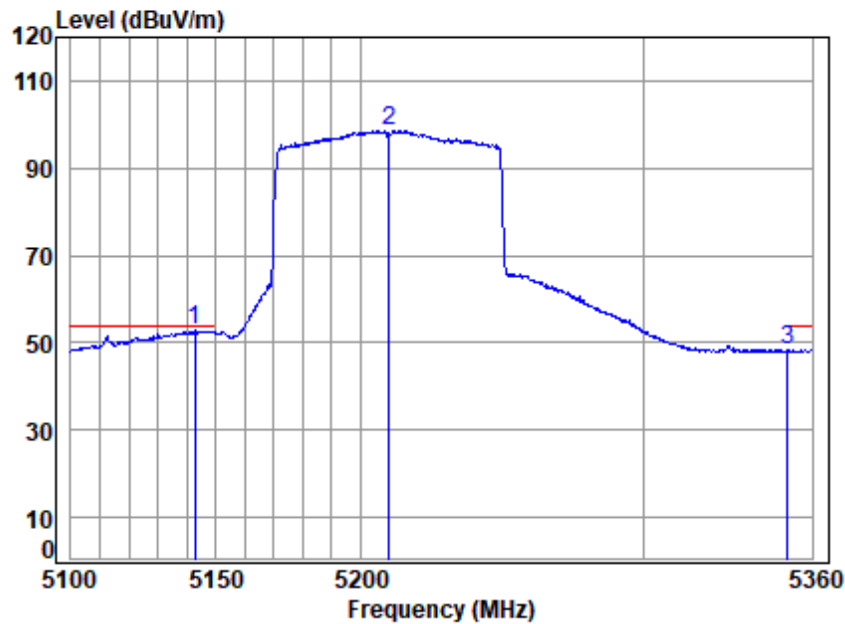


Site : chamber  
Condition: 3m VERTICAL  
Job No : 04877AT\00791AT  
Mode : 5210 Band edge  
: 5G WIFI 11AX80

		Cable	Ant	Preamp	Read		Limit	Over	
	Freq	Loss	Factor	Factor	Level	Level	Line	Limit	Remark
	MHz	dB	dB/m	dB	dBuV	dBuV/m	dBuV/m	dB	
1	5121.855	18.79	33.96	31.27	44.49	65.97	74.00	-8.03	peak
2 p	5210.000	18.92	34.02	31.31	89.87	111.50	68.20	43.30	peak
3	5352.809	19.11	34.41	31.39	37.67	59.80	74.00	-14.20	peak



Test Mode: 02; Polarity: Vertical; Modulation:802.11ax(Full RU0); Bandwidth:80MHz; Channel:Low



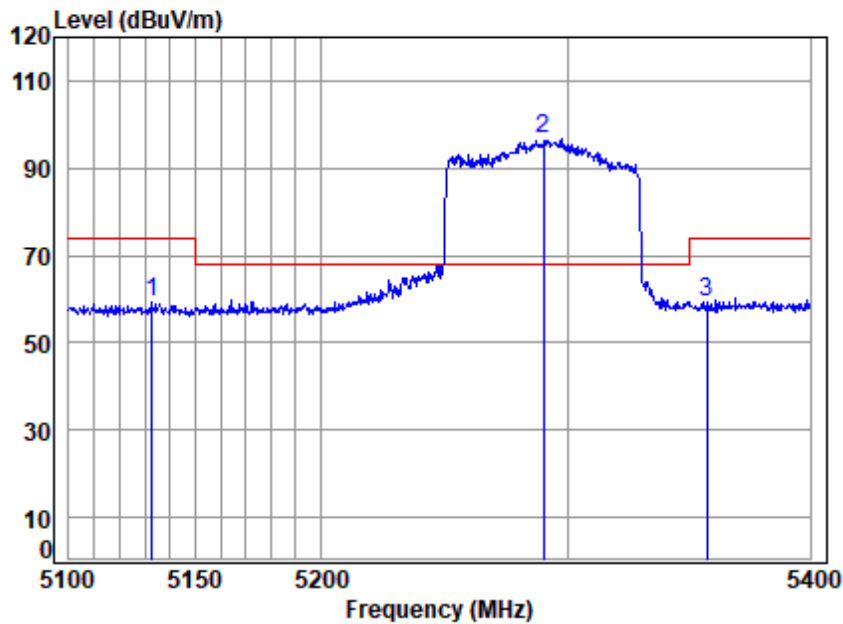
Site : chamber  
Condition: 3m VERTICAL  
Job No : 04877AT\00791AT  
Mode : 5210 Band edge  
: 5G WIFI 11AX80

		Cable	Ant	Preamp	Read	Limit	Over	
	Freq	Loss	Factor	Factor	Level	Level	Line	Limit Remark
	MHz	dB	dB/m	dB	dBuV	dBuV/m	dBuV/m	dB
1 q	5142.781	18.82	33.91	31.28	31.40	52.85	54.00	-1.15 Average
2	5210.000	18.92	34.02	31.31	77.02	98.65	-----	----- Average
3	5351.212	19.11	34.40	31.39	26.33	48.45	54.00	-5.55 Average





Test Mode: 03; Polarity: Horizontal; Modulation:802.11ax(Full RU0); Bandwidth:80MHz; Channel:High



Site : chamber  
Condition: 3m HORIZONTAL  
Job No : 04877AT\00791AT  
Mode : 5290 Band edge  
: 5G WIFI 11AX80

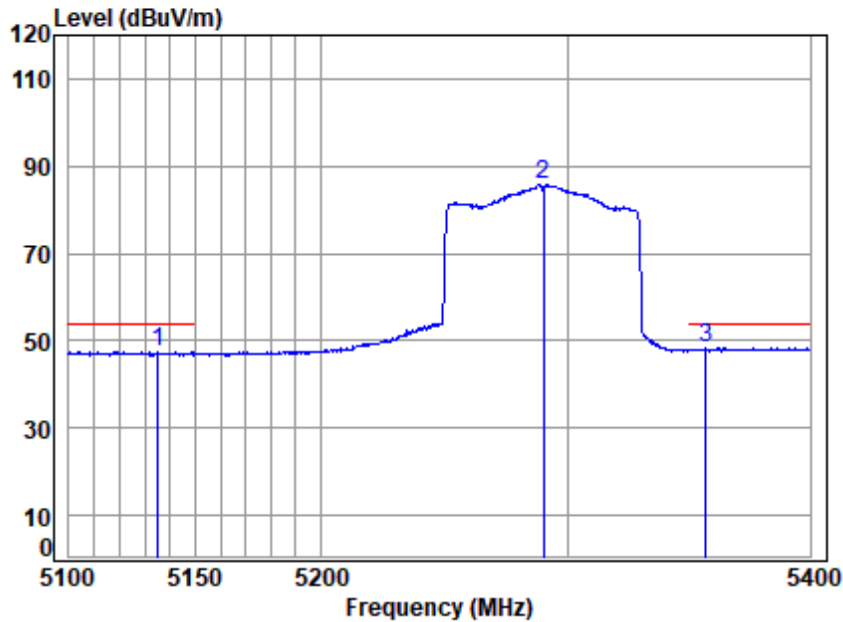
		Cable	Ant	Preamp	Read		Limit	Over	
	Freq	Loss	Factor	Factor	Level	Level	Line	Limit	Remark
	MHz	dB	dB/m	dB	dBuV	dBuV/m	dBuV/m	dB	
1	5133.047	18.81	33.93	31.27	37.68	59.15	74.00	-14.85	peak
2 p	5290.000	19.03	34.18	31.35	74.71	96.57	68.20	28.37	peak
3	5357.267	19.12	34.43	31.39	37.32	59.48	74.00	-14.52	peak



Unless otherwise agreed in writing, this document is issued by the Company subject to its General Conditions of Service printed overleaf, available on request or accessible at <https://www.sgs.com/en/Terms-and-Conditions>. Attention is drawn to the limitation of liability, indemnification and jurisdiction issues defined therein. Any holder of this document is advised that information contained hereon reflects the Company's findings at the time of its intervention only and within the limits of Client's instructions, if any. The Company's sole responsibility is to its Client and this document does not exonerate parties to a transaction from exercising all their rights and obligations under the transaction documents. This document cannot be reproduced except in full, without prior written approval of the Company. Any unauthorized alteration, forgery or falsification of the content or appearance of this document is unlawful and offenders may be prosecuted to the fullest extent of the law. Unless otherwise stated the results shown in this test report refer only to the sample(s) tested and such sample(s) are retained for 30 days only.

Attention: To check the authenticity of testing /inspection report & certificate, please contact us at telephone: (86-755) 8307 1443, or email: [CN.Doccheck@sgs.com](mailto:CN.Doccheck@sgs.com)  
No.1 Workshop, M-10, Middle Section, Science & Technology Park, Nanshan District, Shenzhen, Guangdong, China 518057 t (86-755) 26012053 f (86-755) 26710594 www.sgs.com.cn  
中国·广东·深圳市南山区科技园中区M-10栋1号厂房 邮编: 518057 t (86-755) 26012053 f (86-755) 26710594 sgs.china@sgs.com

Test Mode: 03; Polarity: Horizontal; Modulation:802.11ax(Full RU0); Bandwidth:80MHz; Channel:High

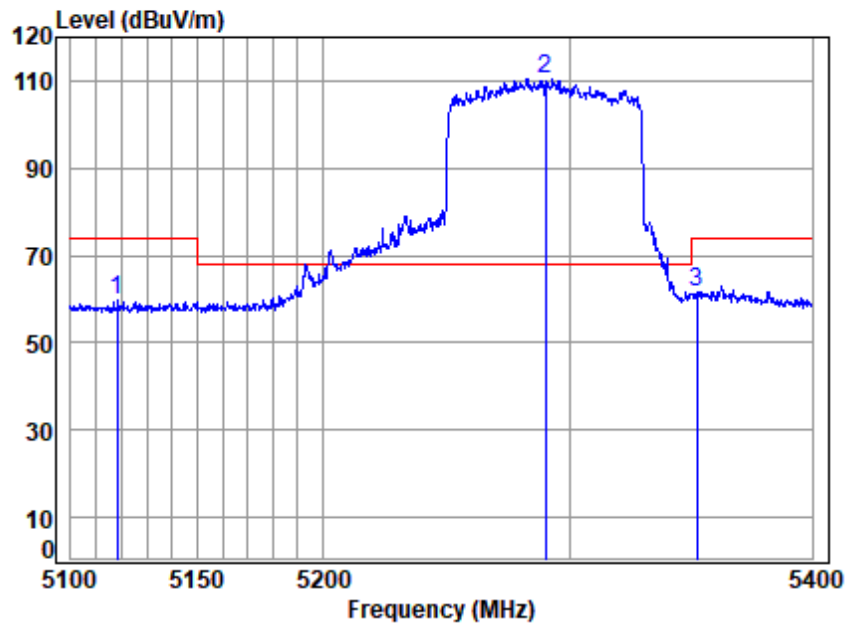


Site : chamber  
Condition: 3m HORIZONTAL  
Job No : 04877AT\00791AT  
Mode : 5290 Band edge  
: 5G WIFI 11AX80

		Cable	Ant	Preamp	Read	Limit	Over	
Freq	Loss	Factor	Factor	Level	Level	Line	Limit	Remark
MHz	dB	dB/m	dB	dBuV	dBuV/m	dBuV/m	dB	
1 5135.101	18.81	33.93	31.27	26.04	47.51	54.00	-6.49	Average
2 5290.000	19.03	34.18	31.35	63.86	85.72	-----	-----	Average
3 q 5356.654	19.12	34.43	31.39	26.02	48.18	54.00	-5.82	Average



Test Mode: 03; Polarity: Vertical; Modulation:802.11ax(Full RU0); Bandwidth:80MHz; Channel:High

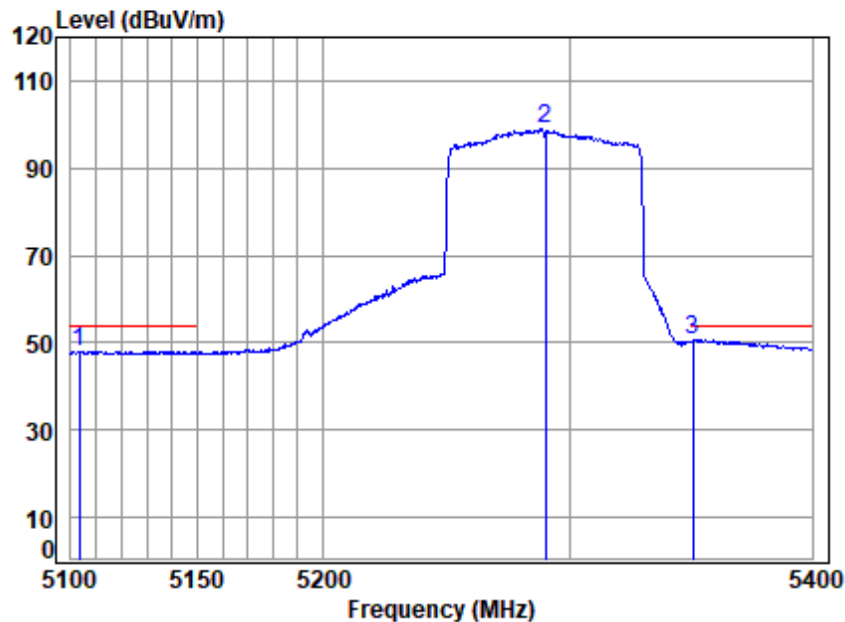


Site : chamber  
Condition: 3m VERTICAL  
Job No : 04877AT\00791AT  
Mode : 5290 Band edge  
: 5G WIFI 11AX80

		Cable	Ant	Preamp	Read		Limit	Over	
	Freq	Loss	Factor	Factor	Level	Level	Line	Limit	Remark
	MHz	dB	dB/m	dB	dBuV	dBuV/m	dBuV/m	dB	
1	5118.398	18.79	33.96	31.26	38.17	59.66	74.00	-14.34	peak
2 p	5290.000	19.03	34.18	31.35	88.44	110.30	68.20	42.10	peak
3	5352.370	19.11	34.41	31.39	39.68	61.81	74.00	-12.19	peak



Test Mode: 03; Polarity: Vertical; Modulation:802.11ax(Full RU0); Bandwidth:80MHz; Channel:High



Site : chamber  
Condition: 3m VERTICAL  
Job No : 04877AT\00791AT  
Mode : 5290 Band edge  
: 5G WIFI 11AX80

		Cable	Ant	Preamp	Read	Limit	Over	
	Freq	Loss	Factor	Factor	Level	Line	Limit	Remark
	MHz	dB	dB/m	dB	dBuV	dBuV/m	dBuV/m	dB
1	5103.208	18.77	33.99	31.26	26.60	48.10	54.00	-5.90 Average
2	5290.000	19.03	34.18	31.35	77.34	99.20	-----	----- Average
3 q	5350.535	19.11	34.40	31.39	28.49	50.61	54.00	-3.39 Average





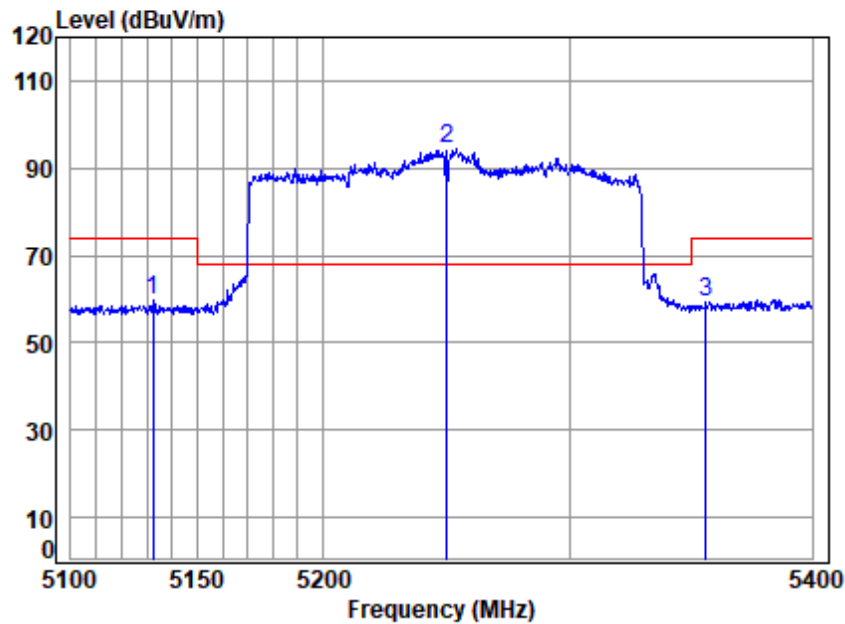
## SGS-CSTC Standards Technical Services Co., Ltd. Shenzhen Branch

SZEMC-TRF-01 Rev. A/1

Report No.: SZCR241200487703

Page: 193 of 1136

Test Mode: 02; Polarity: Horizontal; Modulation:802.11ax(Full RU0); Bandwidth:160MHz; Channel:middle



Site : chamber  
Condition: 3m HORIZONTAL  
Job No : 04877AT\00791AT  
Mode : 5250 Band edge  
: 5G WIFI 11AX160

		Cable	Ant	Preamp	Read		Limit	Over	
	Freq	Loss	Factor	Factor	Level	Level	Line	Limit	Remark
	MHz	dB	dB/m	dB	dBuV	dBuV/m	dBuV/m	dB	
1	5132.460	18.81	33.94	31.27	38.50	59.98	74.00	-14.02	peak
2 p	5250.000	18.97	34.10	31.33	72.60	94.34	68.20	26.14	peak
3	5356.042	19.12	34.42	31.39	37.26	59.41	74.00	-14.59	peak



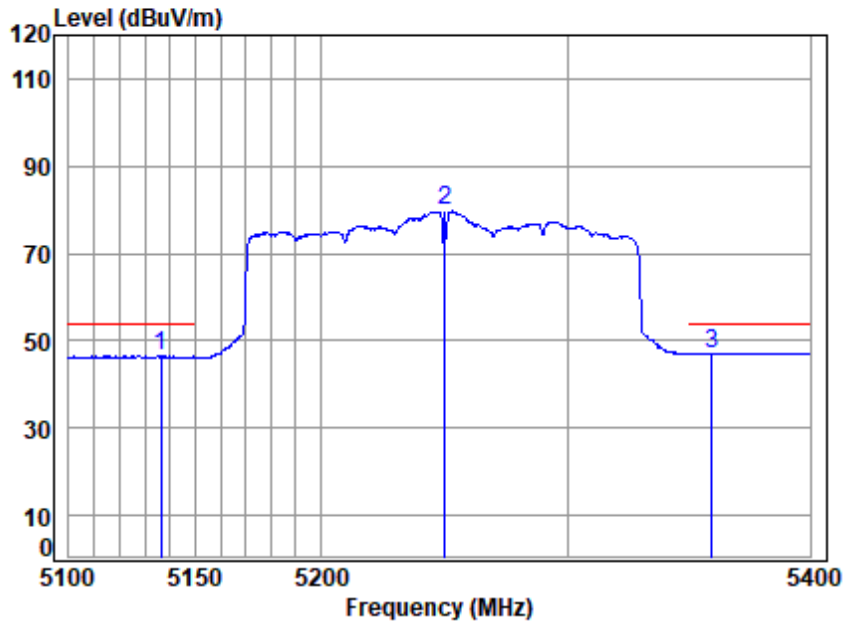
SGS-CSTC Standards Technical Services Co., Ltd.  
Shenzhen Branch Inspection & Testing Laboratory

Unless otherwise agreed in writing, this document is issued by the Company subject to its General Conditions of Service printed overleaf, available on request or accessible at <https://www.sgs.com/en/Terms-and-Conditions>. Attention is drawn to the limitation of liability, indemnification and jurisdiction issues defined therein. Any holder of this document is advised that information contained hereon reflects the Company's findings at the time of its intervention only and within the limits of Client's instructions, if any. The Company's sole responsibility is to its Client and this document does not exonerate parties to a transaction from exercising all their rights and obligations under the transaction documents. This document cannot be reproduced except in full, without prior written approval of the Company. Any unauthorized alteration, forgery or falsification of the content or appearance of this document is unlawful and offenders may be prosecuted to the fullest extent of the law. Unless otherwise stated the results shown in this test report refer only to the sample(s) tested and such sample(s) are retained for 30 days only.

Attention: To check the authenticity of testing /inspection report & certificate, please contact us at telephone: (86-755) 8307 1443, or email: [CN.Doccheck@sgs.com](mailto:CN.Doccheck@sgs.com)

No.1 Workshop, M-10, Middle Section, Science & Technology Park, Nanshan District, Shenzhen, Guangdong, China 518057 t (86-755) 26012053 f (86-755) 26710594 www.sgsgroup.com.cn  
中国·广东·深圳市南山区科技园中区M-10栋1号厂房 邮编: 518057 t (86-755) 26012053 f (86-755) 26710594 sgs.china@sgs.com

Test Mode: 02; Polarity: Horizontal; Modulation:802.11ax(Full RU0); Bandwidth:160MHz; Channel:middle



Site : chamber  
Condition: 3m HORIZONTAL  
Job No : 04877AT\00791AT  
Mode : 5250 Band edge  
: 5G WIFI 11AX160

		Cable	Ant	Preamp	Read	Limit	Over	
Freq	Loss	Factor	Factor	Level	Level	Line	Limit	Remark
MHz	dB	dB/m	dB	dBuV	dBuV/m	dBuV/m	dB	
1 5136.275	18.81	33.93	31.27	24.98	46.45	54.00	-7.55	Average
2 5250.000	18.97	34.10	31.33	57.93	79.67	-----	-----	Average
3 q 5359.104	19.12	34.44	31.39	24.88	47.05	54.00	-6.95	Average



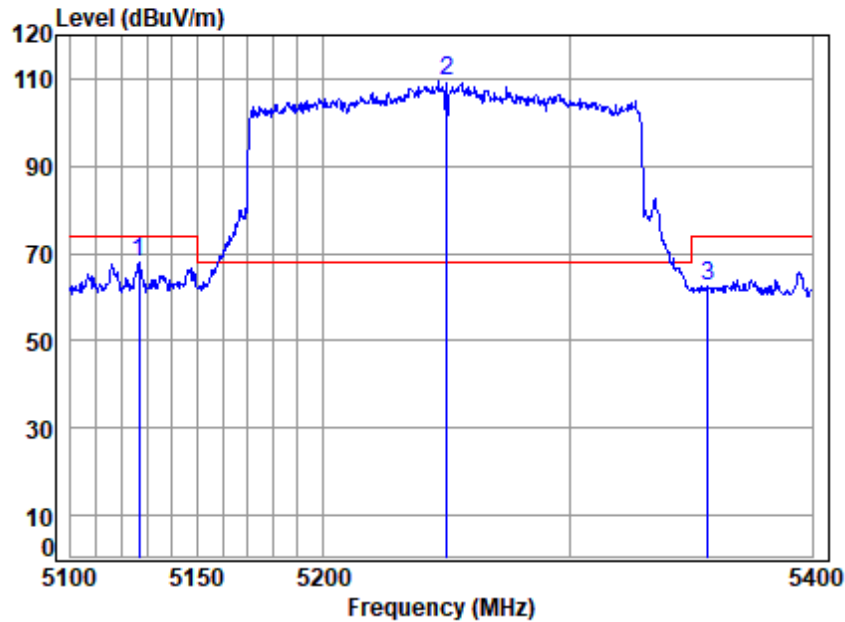
## SGS-CSTC Standards Technical Services Co., Ltd. Shenzhen Branch

SZEMC-TRF-01 Rev. A/1

Report No.: SZCR241200487703

Page: 195 of 1136

Test Mode: 02; Polarity: Vertical; Modulation:802.11ax(Full RU0); Bandwidth:160MHz; Channel:middle



Site : chamber  
Condition: 3m VERTICAL  
Job No : 04877AT\00791AT  
Mode : 5250 Band edge  
: 5G WIFI 11AX160

		Cable	Ant	Preamp	Read		Limit	Over	
Freq		Loss	Factor	Factor	Level	Level	Line	Limit	Remark
MHz		dB	dB/m	dB	dBuV	dBuV/m	dBuV/m	dB	
1	5126.889	18.80	33.95	31.27	46.33	67.81	74.00	-6.19	peak
2 p	5250.000	18.97	34.10	31.33	87.72	109.46	68.20	41.26	peak
3	5356.960	19.12	34.43	31.39	40.44	62.60	74.00	-11.40	peak



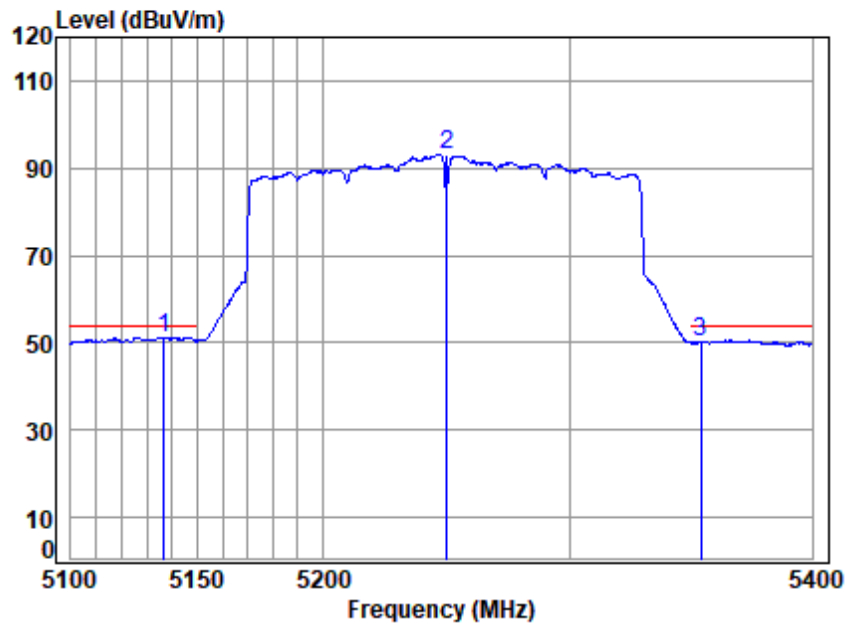
SGS-CSTC Standards Technical Services Co., Ltd.  
Shenzhen Branch Inspection & Testing Services Laboratory

Unless otherwise agreed in writing, this document is issued by the Company subject to its General Conditions of Service printed overleaf, available on request or accessible at <https://www.sgs.com/en/Terms-and-Conditions>. Attention is drawn to the limitation of liability, indemnification and jurisdiction issues defined therein. Any holder of this document is advised that information contained hereon reflects the Company's findings at the time of its intervention only and within the limits of Client's instructions, if any. The Company's sole responsibility is to its Client and this document does not exonerate parties to a transaction from exercising all their rights and obligations under the transaction documents. This document cannot be reproduced except in full, without prior written approval of the Company. Any unauthorized alteration, forgery or falsification of the content or appearance of this document is unlawful and offenders may be prosecuted to the fullest extent of the law. Unless otherwise stated the results shown in this test report refer only to the sample(s) tested and such sample(s) are retained for 30 days only.

Attention: To check the authenticity of testing /inspection report & certificate, please contact us at telephone: (86-755) 8307 1443, or email: [CN.Doccheck@sgs.com](mailto:CN.Doccheck@sgs.com)

No.1 Workshop, M-10, Middle Section, Science & Technology Park, Nanshan District, Shenzhen, Guangdong, China 518057 t (86-755) 26012053 f (86-755) 26710594 www.sgs.com.cn  
中国·广东·深圳市南山区科技园中区M-10栋1号厂房 邮编: 518057 t (86-755) 26012053 f (86-755) 26710594 sgs.china@sgs.com

Test Mode: 02; Polarity: Vertical; Modulation:802.11ax(Full RU0); Bandwidth:160MHz; Channel:middle



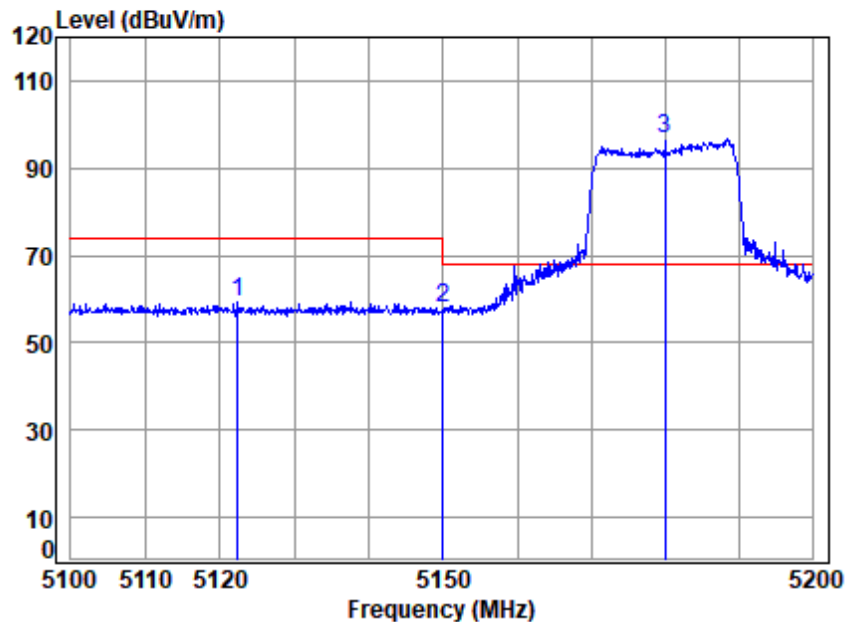
Site : chamber  
Condition: 3m VERTICAL  
Job No : 04877AT\00791AT  
Mode : 5250 Band edge  
: 5G WIFI 11AX160

		Cable	Ant	Preamp	Read	Limit	Over	
Freq	Loss	Factor	Factor	Level	Level	Line	Limit	Remark
MHz	dB	dB/m	dB	dBuV	dBuV/m	dBuV/m	dB	
1 q 5136.863	18.82	33.93	31.27	29.84	51.32	54.00	-2.68	Average
2 5250.000	18.97	34.10	31.33	71.51	93.25	-----	-----	Average
3 5353.899	19.12	34.42	31.39	28.27	50.42	54.00	-3.58	Average





Test Mode: 02; Polarity: Horizontal; Modulation: 802.11be(Full RU0); Bandwidth: 20MHz; Channel: Low



Site : chamber  
Condition: 3m HORIZONTAL  
Job No : 04877AT\00791AT  
Mode : 5180 Band edge  
: 5G WIFI 11BE20

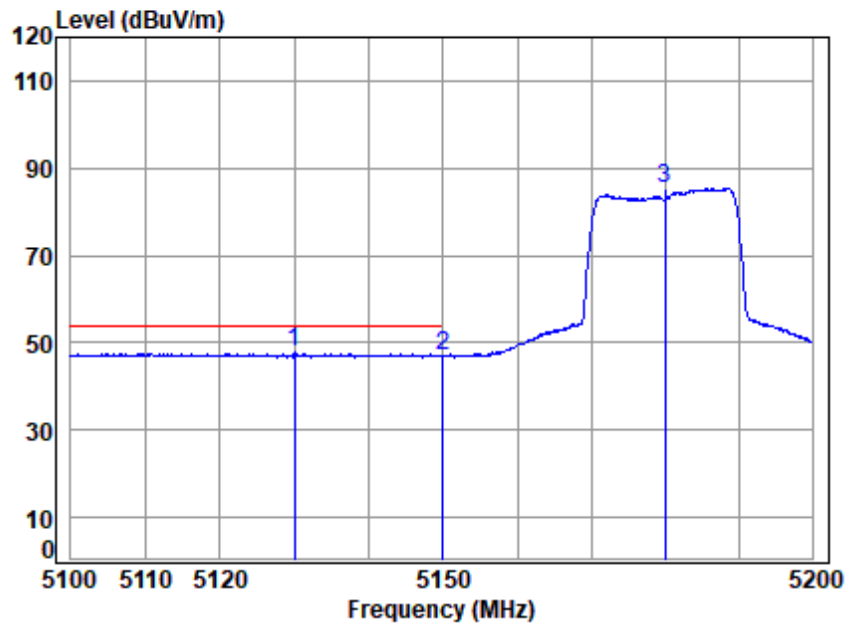
		Cable	Ant	Preamp	Read		Limit	Over	
	Freq	Loss	Factor	Factor	Level	Level	Line	Limit	Remark
	MHz	dB	dB/m	dB	dBuV	dBuV/m	dBuV/m	dB	
1	5122.331	18.79	33.96	31.27	38.04	59.52	74.00	-14.48	peak
2	5149.980	18.83	33.90	31.28	36.55	58.00	74.00	-16.00	peak
3 p	5180.000	18.88	33.96	31.30	75.12	96.66	68.20	28.46	peak



Unless otherwise agreed in writing, this document is issued by the Company subject to its General Conditions of Service printed overleaf, available on request or accessible at <https://www.sgs.com/en/Terms-and-Conditions>. Attention is drawn to the limitation of liability, indemnification and jurisdiction issues defined therein. Any holder of this document is advised that information contained hereon reflects the Company's findings at the time of its intervention only and within the limits of Client's instructions, if any. The Company's sole responsibility is to its Client and this document does not exonerate parties to a transaction from exercising all their rights and obligations under the transaction documents. This document cannot be reproduced except in full, without prior written approval of the Company. Any unauthorized alteration, forgery or falsification of the content or appearance of this document is unlawful and offenders may be prosecuted to the fullest extent of the law. Unless otherwise stated the results shown in this test report refer only to the sample(s) tested and such sample(s) are retained for 30 days only.

Attention: To check the authenticity of testing /inspection report & certificate, please contact us at telephone: (86-755) 8307 1443, or email: [CN.Doccheck@sgs.com](mailto:CN.Doccheck@sgs.com)

Test Mode: 02; Polarity: Horizontal; Modulation: 802.11be(Full RU0); Bandwidth: 20MHz; Channel: Low

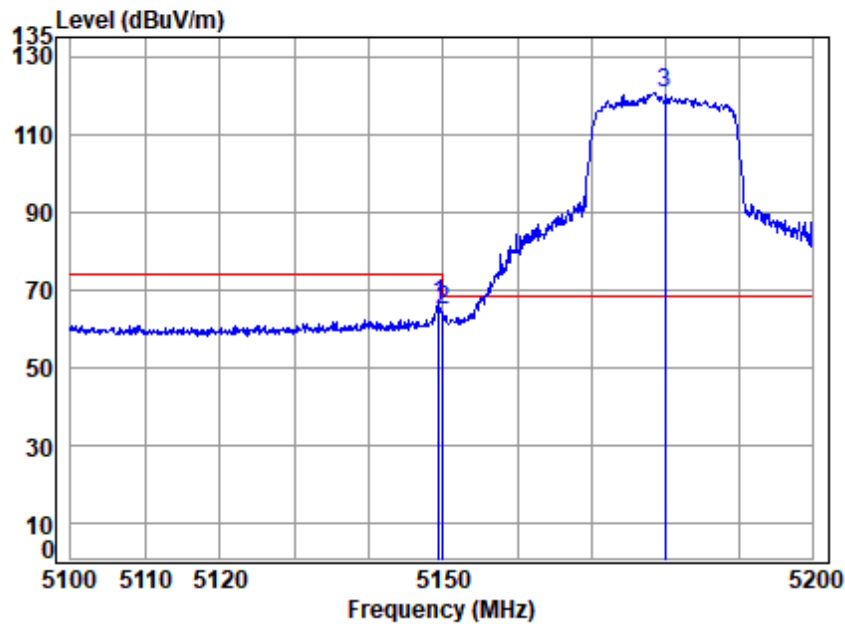


Site : chamber  
Condition: 3m HORIZONTAL  
Job No : 04877AT\00791AT  
Mode : 5180 Band edge  
: 5G WIFI 11BE20

		Cable	Ant	Preamp	Read	Limit	Over	
Freq		Loss	Factor	Factor	Level	Level	Line	Limit Remark
MHz		dB	dB/m	dB	dBuV	dBuV/m	dBuV/m	dB
1 q 5129.996		18.81	33.94	31.27	26.21	47.69	54.00	-6.31 Average
2 5149.980		18.83	33.90	31.28	25.62	47.07	54.00	-6.93 Average
3 5180.000		18.88	33.96	31.30	63.84	85.38	-----	----- Average



Test Mode: 02; Polarity: Vertical; Modulation:802.11be(Full RU0); Bandwidth:20MHz; Channel:Low

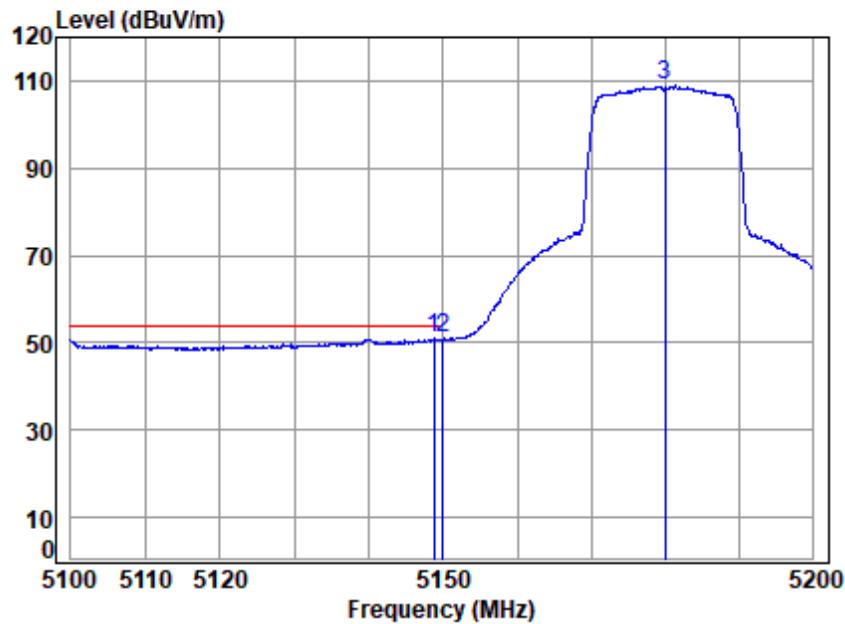


Site : chamber  
Condition: 3m VERTICAL  
Job No : 04877AT\00791AT  
Mode : 5180 Band edge  
: 5G WIFI 11BE20

		Cable	Ant	Preamp	Read		Limit	Over	
	Freq	Loss	Factor	Factor	Level	Level	Line	Limit	Remark
	MHz	dB	dB/m	dB	dBuV	dBuV/m	dBuV/m	dB	
1	5149.458	18.83	33.90	31.28	44.97	66.42	74.00	-7.58	peak
2	5149.980	18.83	33.90	31.28	43.00	64.45	74.00	-9.55	peak
3 p	5180.000	18.88	33.96	31.30	98.93	120.47	68.20	52.27	peak



Test Mode: 02; Polarity: Vertical; Modulation:802.11be(Full RU0); Bandwidth:20MHz; Channel:Low



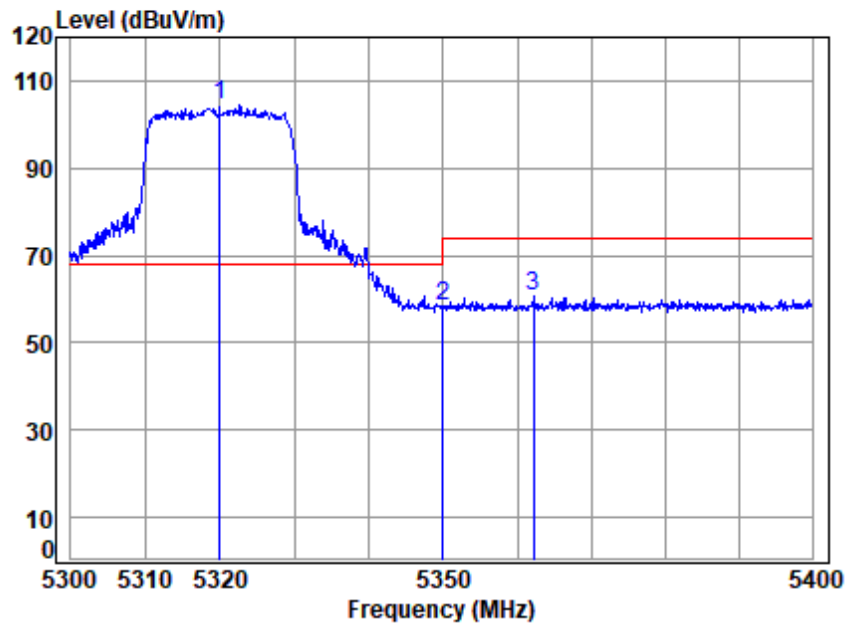
Site : chamber  
Condition: 3m VERTICAL  
Job No : 04877AT\00791AT  
Mode : 5180 Band edge  
: 5G WIFI 11BE20

		Cable	Ant	Preamp	Read	Limit	Over	
Freq	Loss	Factor	Factor	Level	Level	Line	Limit	Remark
MHz	dB	dB/m	dB	dBuV	dBuV/m	dBuV/m	dB	
1 q 5148.757	18.83	33.90	31.28	29.50	50.95	54.00	-3.05	Average
2 5149.980	18.83	33.90	31.28	29.50	50.95	54.00	-3.05	Average
3 5180.000	18.88	33.96	31.30	87.35	108.89	-----	-----	Average





Test Mode: 03; Polarity: Horizontal; Modulation:802.11be(Full RU0); Bandwidth:20MHz; Channel:High

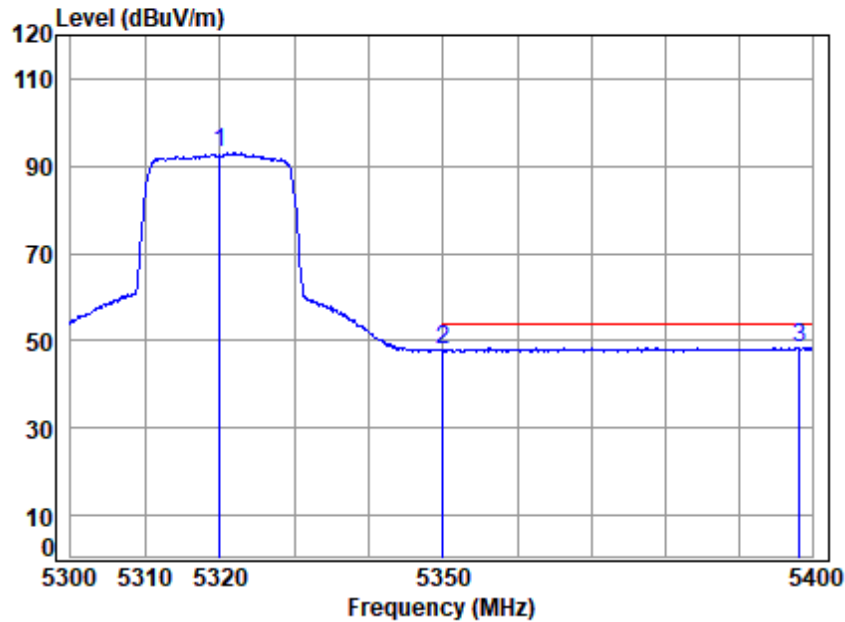


Site : chamber  
Condition: 3m HORIZONTAL  
Job No : 04877AT\00791AT  
Mode : 5320 Band edge  
: 5G WIFI 11BE20

		Cable	Ant	Preamp	Read	Limit	Over	
Freq	Loss	Factor	Factor	Level	Level	Line	Limit	Remark
MHz	dB	dB/m	dB	dBuV	dBuV/m	dBuV/m	dB	
1 p 5320.000	19.07	34.28	31.37	82.32	104.30	68.20	36.10	peak
2 5350.020	19.11	34.40	31.39	36.47	58.59	74.00	-15.41	peak
3 5362.181	19.13	34.45	31.39	38.49	60.68	74.00	-13.32	peak



Test Mode: 03; Polarity: Horizontal; Modulation:802.11be(Full RU0); Bandwidth:20MHz; Channel:High



Site : chamber  
Condition: 3m HORIZONTAL  
Job No : 04877AT\00791AT  
Mode : 5320 Band edge  
: 5G WIFI 11BE20

		Cable	Ant	Preamp	Read	Limit	Over	
Freq	Loss	Factor	Factor	Level	Level	Line	Limit	Remark
MHz	dB	dB/m	dB	dBuV	dBuV/m	dBuV/m	dB	
1 5320.000	19.07	34.28	31.37	71.11	93.09	-----	-----	Average
2 5350.020	19.11	34.40	31.39	25.74	47.86	54.00	-6.14	Average
3 q 5398.284	19.17	34.59	31.41	26.08	48.43	54.00	-5.57	Average



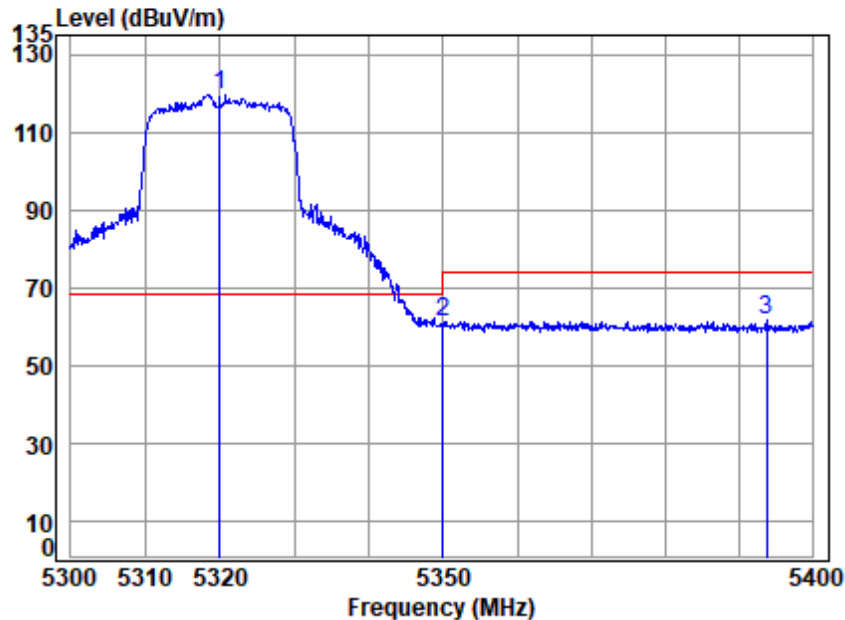
## SGS-CSTC Standards Technical Services Co., Ltd. Shenzhen Branch

SZEMC-TRF-01 Rev. A/1

Report No.: SZCR241200487703

Page: 203 of 1136

Test Mode: 03; Polarity: Vertical; Modulation:802.11be(Full RU0); Bandwidth:20MHz; Channel:High



Site : chamber  
Condition: 3m VERTICAL  
Job No : 04877AT\00791AT  
Mode : 5320 Band edge  
: 5G WIFI 11BE20

		Cable	Ant	Preamp	Read	Limit	Over	
	Freq	Loss	Factor	Factor	Level	Level	Line	Limit Remark
	MHz	dB	dB/m	dB	dBuV	dBuV/m	dBuV/m	dB
1 p	5320.000	19.07	34.28	31.37	97.65	119.63	68.20	51.43 peak
2	5350.020	19.11	34.40	31.39	39.16	61.28	74.00	-12.72 peak
3	5393.846	19.17	34.58	31.41	39.08	61.42	74.00	-12.58 peak



Unless otherwise agreed in writing, this document is issued by the Company subject to its General Conditions of Service printed overleaf, available on request or accessible at <https://www.sgs.com/en/Terms-and-Conditions>. Attention is drawn to the limitation of liability, indemnification and jurisdiction issues defined therein. Any holder of this document is advised that information contained hereon reflects the Company's findings at the time of its intervention only and within the limits of Client's instructions, if any. The Company's sole responsibility is to its Client and this document does not exonerate parties to a transaction from exercising all their rights and obligations under the transaction documents. This document cannot be reproduced except in full, without prior written approval of the Company. Any unauthorized alteration, forgery or falsification of the content or appearance of this document is unlawful and offenders may be prosecuted to the fullest extent of the law. Unless otherwise stated the results shown in this test report refer only to the sample(s) tested and such sample(s) are retained for 30 days only.

Attention: To check the authenticity of testing /inspection report & certificate, please contact us at telephone: (86-755) 8307 1443, or email: [CN.Doccheck@sgs.com](mailto:CN.Doccheck@sgs.com)

SGS-CSTC Standards Technical Services Co., Ltd.  
Shenzhen Branch Testing & Calibration Laboratory

No.1 Workshop, M-10, Middle Section, Science & Technology Park, Nanshan District, Shenzhen, Guangdong, China 518057 t (86-755) 26012053 f (86-755) 26710594 www.sgs.com.cn  
中国·广东·深圳市南山区科技园中区M-10栋1号厂房 邮编: 518057 t (86-755) 26012053 f (86-755) 26710594 sgs.china@sgs.com

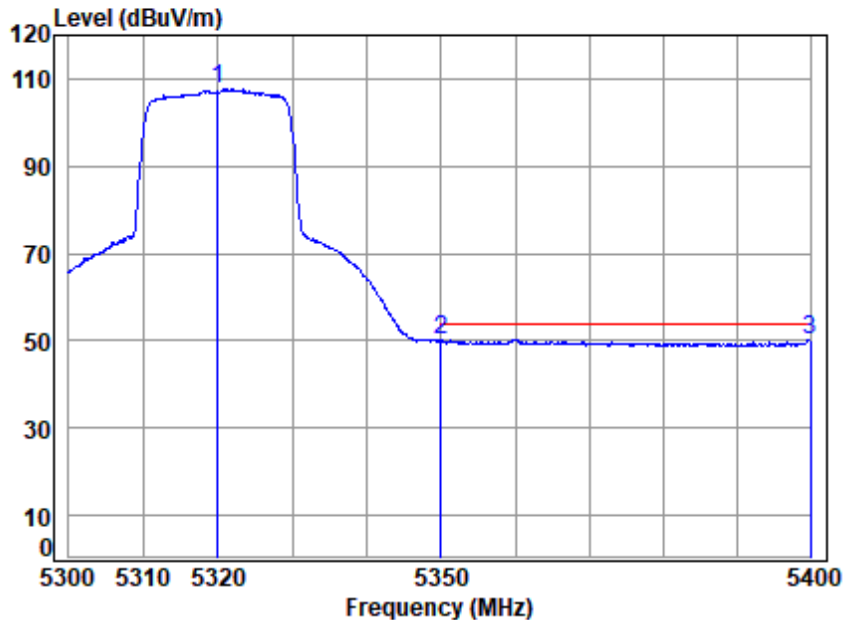
## SGS-CSTC Standards Technical Services Co., Ltd. Shenzhen Branch

SZEMC-TRF-01 Rev. A/1

Report No.: SZCR241200487703

Page: 204 of 1136

Test Mode: 03; Polarity: Vertical; Modulation:802.11be(Full RU0); Bandwidth:20MHz; Channel:High



Site : chamber  
Condition: 3m VERTICAL  
Job No : 04877AT\00791AT  
Mode : 5320 Band edge  
: 5G WIFI 11BE20

		Cable	Ant	Preamp	Read	Limit	Over	
Freq	Loss	Factor	Factor	Level	Level	Line	Limit	Remark
MHz	dB	dB/m	dB	dBuV	dBuV/m	dBuV/m	dB	
1 5320.000	19.07	34.28	31.37	85.70	107.68	-----	-----	Average
2 5350.020	19.11	34.40	31.39	28.17	50.29	54.00	-3.71	Average
3 q 5400.000	19.18	34.60	31.41	28.03	50.40	54.00	-3.60	Average



SGS-CSTC Standards Technical Services Co., Ltd.  
Shenzhen Branch Testing and Calibration Laboratory

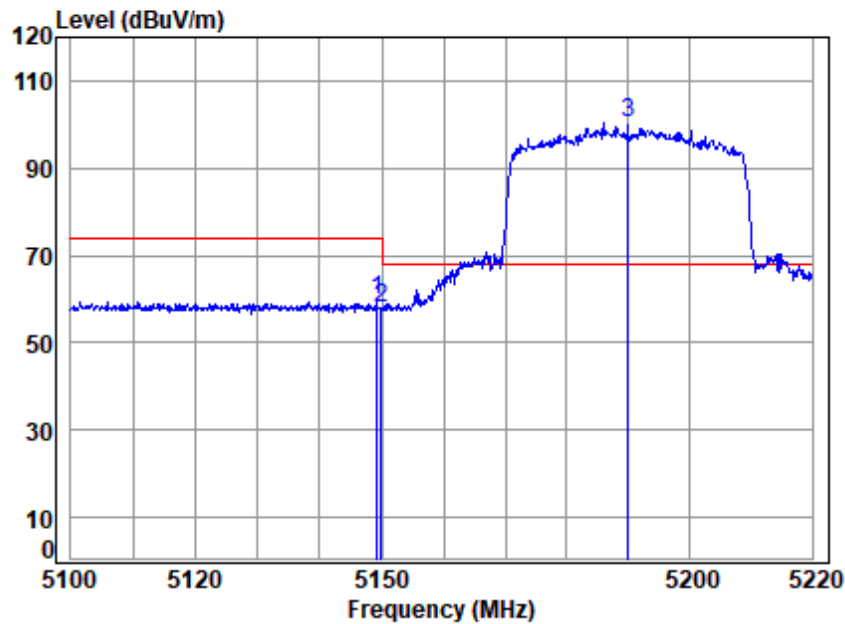
Unless otherwise agreed in writing, this document is issued by the Company subject to its General Conditions of Service printed overleaf, available on request or accessible at <https://www.sgs.com/en/Terms-and-Conditions>. Attention is drawn to the limitation of liability, indemnification and jurisdiction issues defined therein. Any holder of this document is advised that information contained hereon reflects the Company's findings at the time of its intervention only and within the limits of Client's instructions, if any. The Company's sole responsibility is to its Client and this document does not exonerate parties to a transaction from exercising all their rights and obligations under the transaction documents. This document cannot be reproduced except in full, without prior written approval of the Company. Any unauthorized alteration, forgery or falsification of the content or appearance of this document is unlawful and offenders may be prosecuted to the fullest extent of the law. Unless otherwise stated the results shown in this test report refer only to the sample(s) tested and such sample(s) are retained for 30 days only.

Attention: To check the authenticity of testing /inspection report & certificate, please contact us at telephone: (86-755) 8307 1443, or email: [CN.Doccheck@sgs.com](mailto:CN.Doccheck@sgs.com)

No.1 Workshop, M-10, Middle Section, Science & Technology Park, Nanshan District, Shenzhen, Guangdong, China 518057 t (86-755) 26012053 f (86-755) 26710594 www.sgs.com.cn  
中国·广东·深圳市南山区科技园中区M-10栋1号厂房 邮编: 518057 t (86-755) 26012053 f (86-755) 26710594 sgs.china@sgs.com



Test Mode: 02; Polarity: Horizontal; Modulation:802.11be(Full RU0); Bandwidth:40MHz; Channel:Low

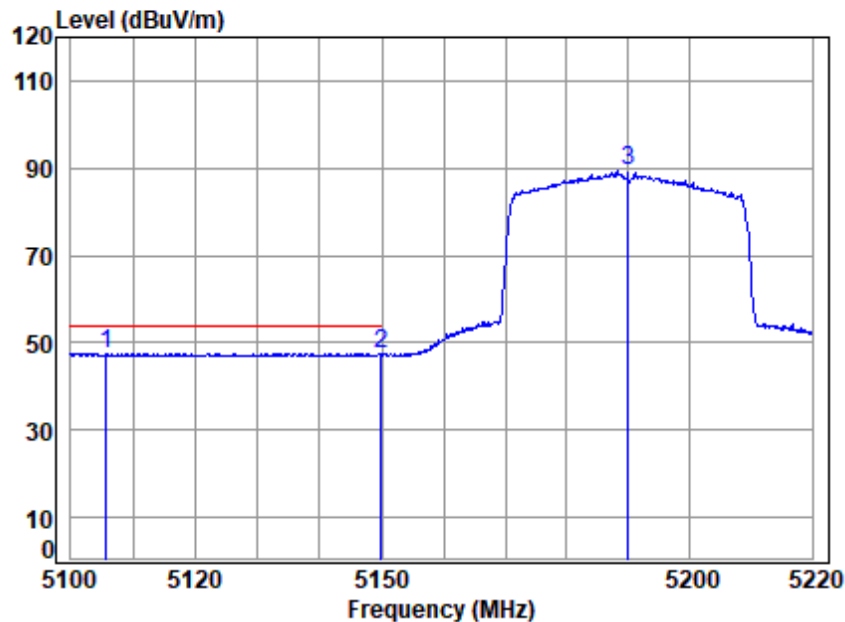


Site : chamber  
Condition: 3m HORIZONTAL  
Job No : 04877AT\00791AT  
Mode : 5190 Band edge  
: 5G WIFI 11BE40

		Cable	Ant	Preamp	Read	Limit	Over	
Freq		Loss	Factor	Factor	Level	Line	Limit	Remark
MHz		dB	dB/m	dB	dBuV	dBuV/m	dBuV/m	dB
1	5149.222	18.83	33.90	31.28	38.47	59.92	74.00	-14.08 peak
2	5149.980	18.83	33.90	31.28	36.71	58.16	74.00	-15.84 peak
3 p	5190.000	18.89	33.98	31.30	78.88	100.45	68.20	32.25 peak



Test Mode: 02; Polarity: Horizontal; Modulation: 802.11be(Full RU0); Bandwidth: 40MHz; Channel: Low

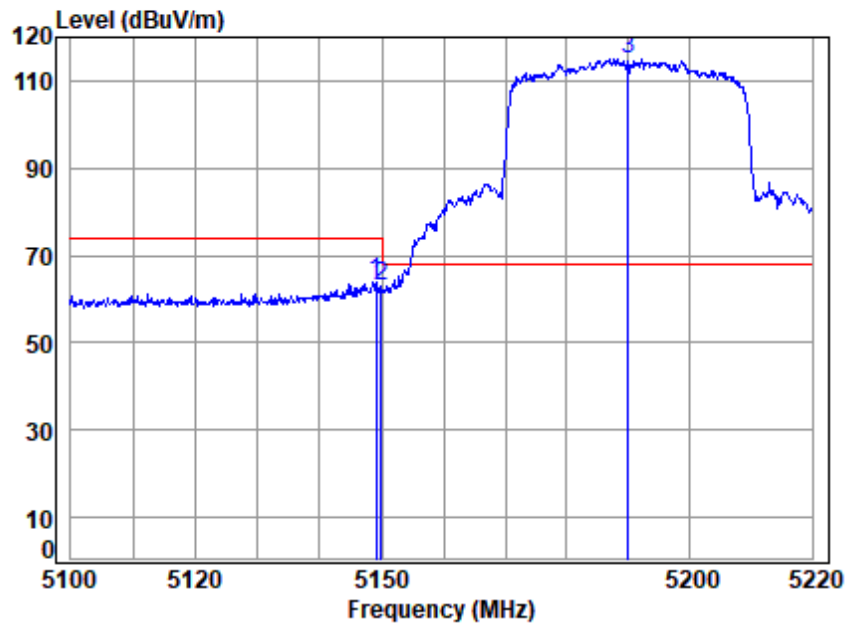


Site : chamber  
Condition: 3m HORIZONTAL  
Job No : 04877AT\00791AT  
Mode : 5190 Band edge  
: 5G WIFI 11BE40

		Cable	Ant	Preamp	Read	Limit	Over	
Freq	Loss	Factor	Factor	Level	Level	Line	Limit	Remark
MHz	dB	dB/m	dB	dBuV	dBuV/m	dBuV/m	dB	
1 q 5105.696	18.77	33.99	31.26	26.15	47.65	54.00	-6.35	Average
2 5149.980	18.83	33.90	31.28	25.91	47.36	54.00	-6.64	Average
3 5190.000	18.89	33.98	31.30	67.69	89.26	-----	-----	Average



Test Mode: 02; Polarity: Vertical; Modulation:802.11be(Full RU0); Bandwidth:40MHz; Channel:Low

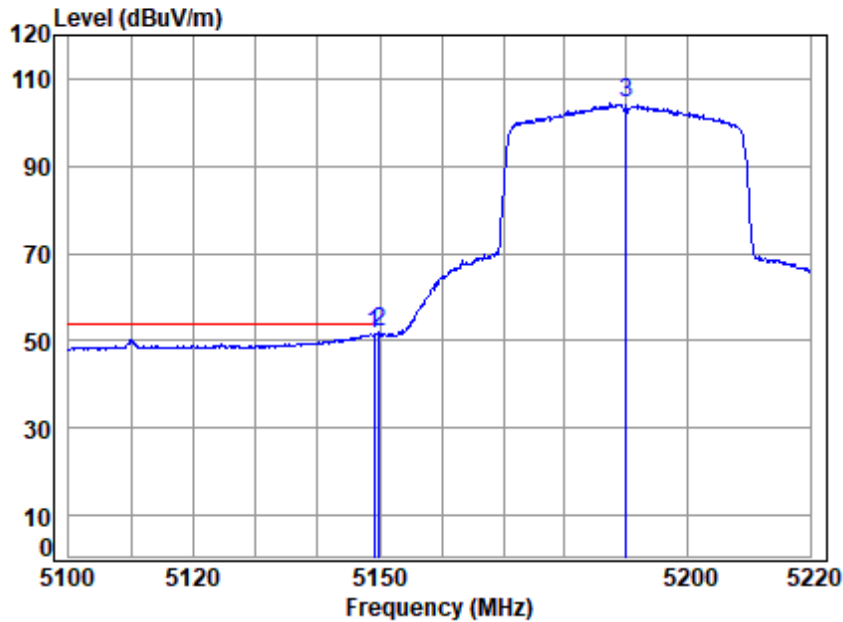


Site : chamber  
Condition: 3m VERTICAL  
Job No : 04877AT\00791AT  
Mode : 5190 Band edge  
: 5G WIFI 11BE40

		Cable	Ant	Preamp	Read	Limit	Over	
Freq	Loss	Factor	Factor	Level	Level	Line	Limit	Remark
MHz	dB	dB/m	dB	dBuV	dBuV/m	dBuV/m	dB	
1	5149.102	18.83	33.90	31.28	42.62	64.07	74.00	-9.93 Peak
2	5149.980	18.83	33.90	31.28	41.59	63.04	74.00	-10.96 Peak
3 p	5190.000	18.89	33.98	31.30	93.63	115.20	68.20	47.00 Peak



Test Mode: 02; Polarity: Vertical; Modulation:802.11be(Full RU0); Bandwidth:40MHz; Channel:Low



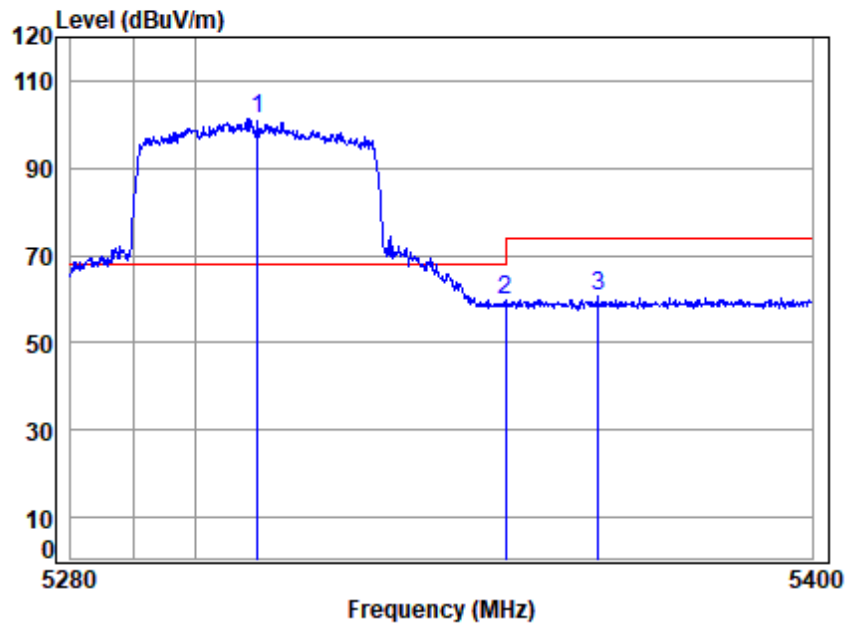
Site : chamber  
Condition: 3m VERTICAL  
Job No : 04877AT\00791AT  
Mode : 5190 Band edge  
: 5G WIFI 11BE40

		Cable	Ant	Preamp	Read	Limit	Over	
Freq	Loss	Factor	Factor	Level	Level	Line	Limit	Remark
MHz	dB	dB/m	dB	dBuV	dBuV/m	dBuV/m	dB	
1	5149.102	18.83	33.90	31.28	30.16	51.61	54.00	-2.39 Average
2 q	5149.980	18.83	33.90	31.28	30.39	51.84	54.00	-2.16 Average
3	5190.000	18.89	33.98	31.30	82.92	104.49	-----	----- Average





Test Mode: 03; Polarity: Horizontal; Modulation:802.11be(Full RU0); Bandwidth:40MHz; Channel:High

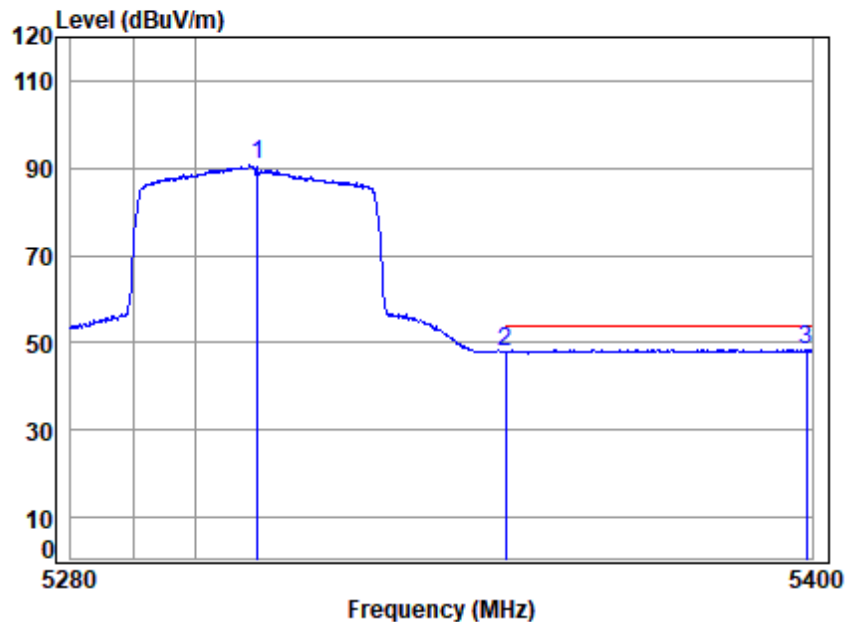


Site : chamber  
Condition: 3m HORIZONTAL  
Job No : 04877AT\00791AT  
Mode : 5310 Band edge  
: 5G WIFI 11BE40

		Cable	Ant	Preamp	Read		Limit	Over	
Freq	Loss	Factor	Factor	Level	Level	Line	Limit	Remark	
MHz	dB	dB/m	dB	dBuV	dBuV/m	dBuV/m	dB		
1 p 5310.000	19.06	34.24	31.36	79.50	101.44	68.20	33.24	peak	
2 5350.020	19.11	34.40	31.39	37.67	59.79	74.00	-14.21	peak	
3 5365.042	19.13	34.46	31.39	38.30	60.50	74.00	-13.50	peak	



Test Mode: 03; Polarity: Horizontal; Modulation:802.11be(Full RU0); Bandwidth:40MHz; Channel:High

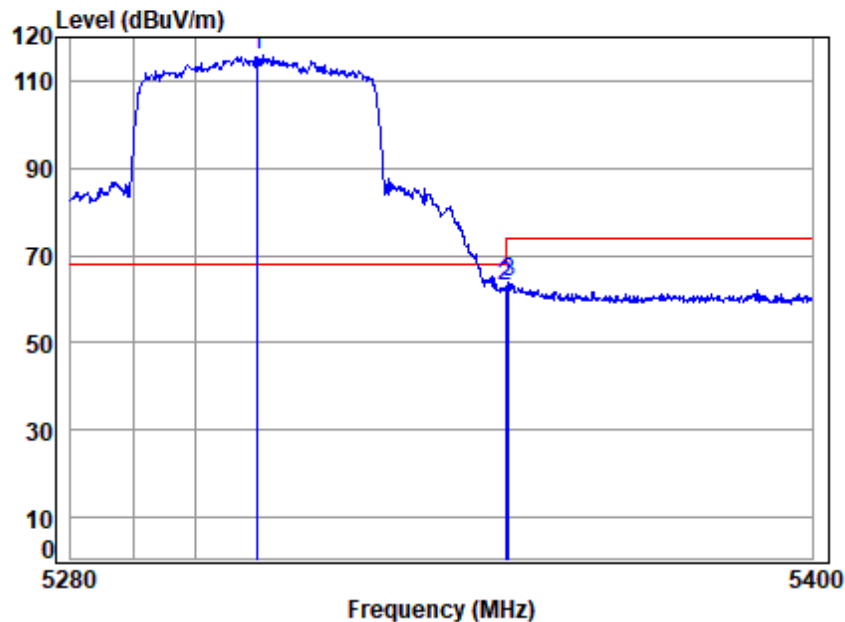


Site : chamber  
Condition: 3m HORIZONTAL  
Job No : 04877AT\00791AT  
Mode : 5310 Band edge  
: 5G WIFI 11BE40

		Cable	Ant	Preamp	Read	Limit	Over	
Freq	Loss	Factor	Factor	Level	Level	Line	Limit	Remark
MHz	dB	dB/m	dB	dBuV	dBuV/m	dBuV/m	dB	
1	5310.000	19.06	34.24	31.36	68.64	90.58	-----	Average
2	5350.020	19.11	34.40	31.39	25.91	48.03	54.00	-5.97 Average
3 q	5399.150	19.18	34.60	31.41	26.12	48.49	54.00	-5.51 Average



Test Mode: 03; Polarity: Vertical; Modulation:802.11be(Full RU0); Bandwidth:40MHz; Channel:High



Site : chamber  
Condition: 3m VERTICAL  
Job No : 04877AT\00791AT  
Mode : 5310 Band edge  
: 5G WIFI 11BE40

		Cable	Ant	Preamp	Read	Limit	Over	
Freq	Loss	Factor	Factor	Level	Level	Line	Limit	Remark
MHz	dB	dB/m	dB	dBuV	dBuV/m	dBuV/m	dB	
1 p 5310.000	19.06	34.24	31.36	93.81	115.75	68.20	47.55	Peak
2 5350.020	19.11	34.40	31.39	40.76	62.88	74.00	-11.12	Peak
3 5350.594	19.11	34.40	31.39	41.56	63.68	74.00	-10.32	Peak



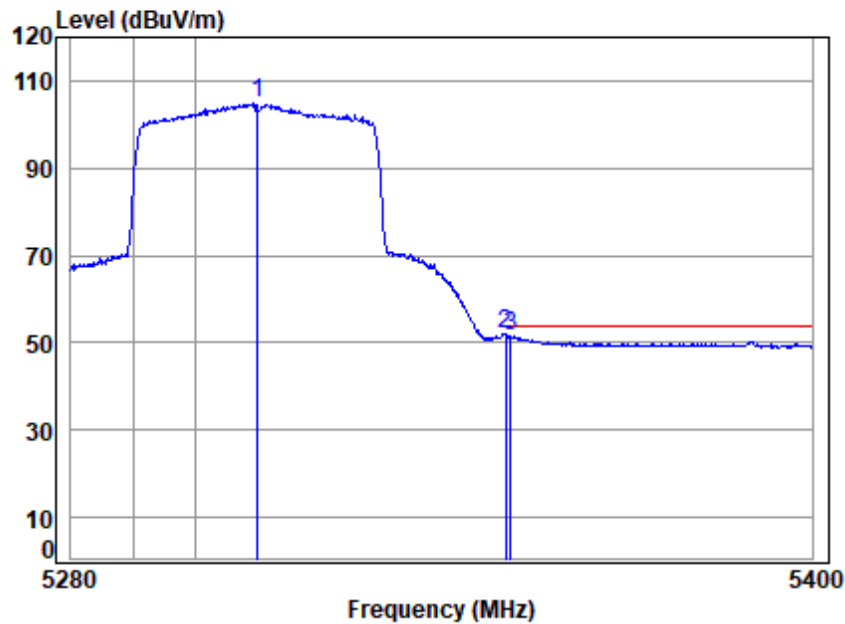
## SGS-CSTC Standards Technical Services Co., Ltd. Shenzhen Branch

SZEMC-TRF-01 Rev. A/1

Report No.: SZCR241200487703

Page: 212 of 1136

Test Mode: 03; Polarity: Vertical; Modulation:802.11be(Full RU0); Bandwidth:40MHz; Channel:High



Site : chamber  
Condition: 3m VERTICAL  
Job No : 04877AT\00791AT  
Mode : 5310 Band edge  
: 5G WIFI 11BE40

		Cable	Ant	Preamp	Read	Limit	Over	
Freq	Loss	Factor	Factor	Level	Level	Line	Limit	Remark
MHz	dB	dB/m	dB	dBuV	dBuV/m	dBuV/m	dB	
1	5310.000	19.06	34.24	31.36	82.91	104.85	-----	Average
2 q	5350.020	19.11	34.40	31.39	29.84	51.96	54.00	-2.04 Average
3	5350.834	19.11	34.40	31.39	29.43	51.55	54.00	-2.45 Average



SGS-CSTC Standards Technical Services Co., Ltd.  
Shenzhen Branch Inspection & Testing Laboratory

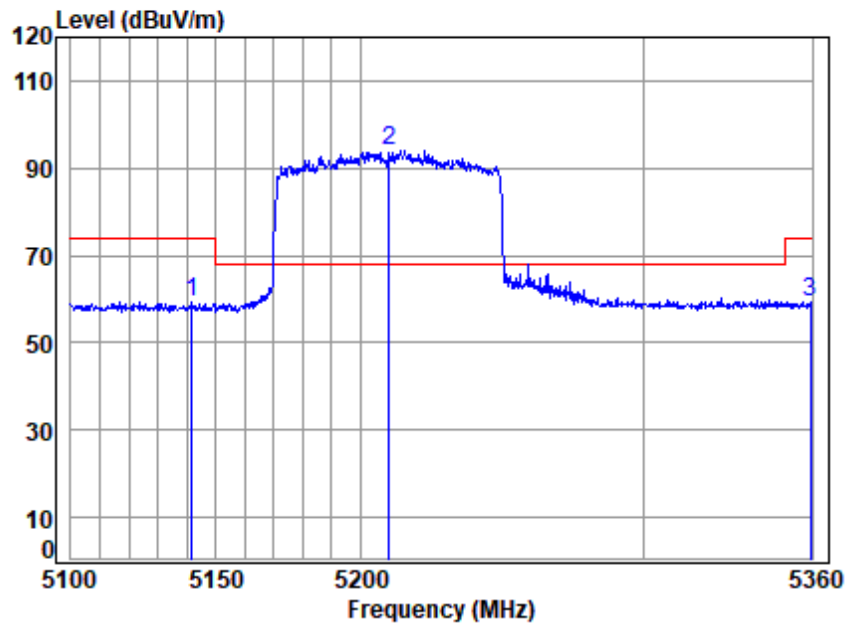
Unless otherwise agreed in writing, this document is issued by the Company subject to its General Conditions of Service printed overleaf, available on request or accessible at <https://www.sgs.com/en/Terms-and-Conditions>. Attention is drawn to the limitation of liability, indemnification and jurisdiction issues defined therein. Any holder of this document is advised that information contained hereon reflects the Company's findings at the time of its intervention only and within the limits of Client's instructions, if any. The Company's sole responsibility is to its Client and this document does not exonerate parties to a transaction from exercising all their rights and obligations under the transaction documents. This document cannot be reproduced except in full, without prior written approval of the Company. Any unauthorized alteration, forgery or falsification of the content or appearance of this document is unlawful and offenders may be prosecuted to the fullest extent of the law. Unless otherwise stated the results shown in this test report refer only to the sample(s) tested and such sample(s) are retained for 30 days only.

Attention: To check the authenticity of testing /inspection report & certificate, please contact us at telephone: (86-755) 8307 1443, or email: CN.Doccheck@sgs.com

No.1 Workshop, M-10, Middle Section, Science & Technology Park, Nanshan District, Shenzhen, Guangdong, China 518057 t (86-755) 26012053 f (86-755) 26710594 www.sgs.com.cn  
中国·广东·深圳市南山区科技园中区M-10栋1号厂房 邮编: 518057 t (86-755) 26012053 f (86-755) 26710594 sgs.china@sgs.com



Test Mode: 02; Polarity: Horizontal; Modulation: 802.11be(Full RU0); Bandwidth: 80MHz; Channel: Low

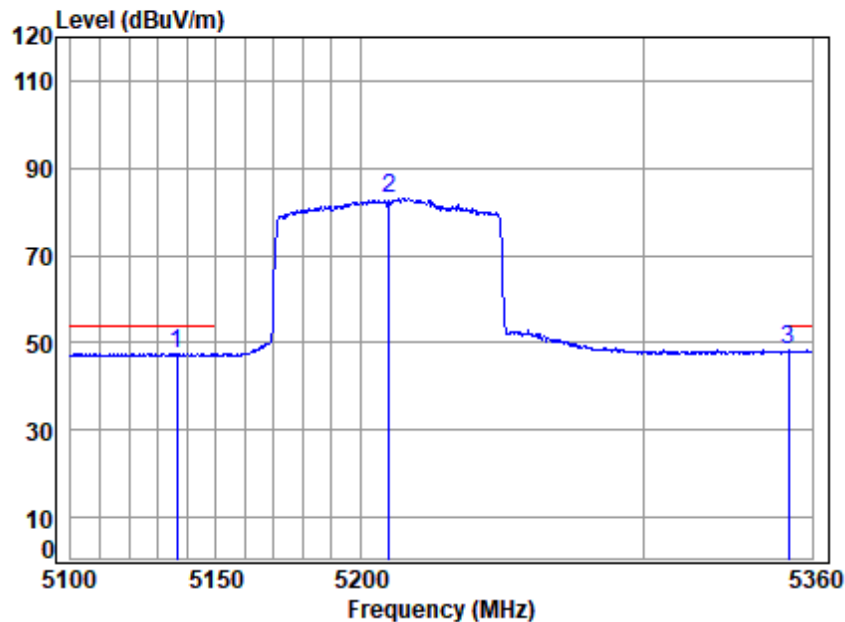


Site : chamber  
Condition: 3m HORIZONTAL  
Job No : 04877AT\00791AT  
Mode : 5210 Band edge  
: 5G WIFI 11BE80

		Cable	Ant	Preamp	Read		Limit	Over	
	Freq	Loss	Factor	Factor	Level	Level	Line	Limit	Remark
	MHz	dB	dB/m	dB	dBuV	dBuV/m	dBuV/m	dB	
1	5141.759	18.82	33.92	31.28	38.07	59.53	74.00	-14.47	peak
2 p	5210.000	18.92	34.02	31.31	72.33	93.96	68.20	25.76	peak
3	5359.467	19.12	34.44	31.39	37.34	59.51	74.00	-14.49	peak



Test Mode: 02; Polarity: Horizontal; Modulation:802.11be(Full RU0); Bandwidth:80MHz; Channel:Low

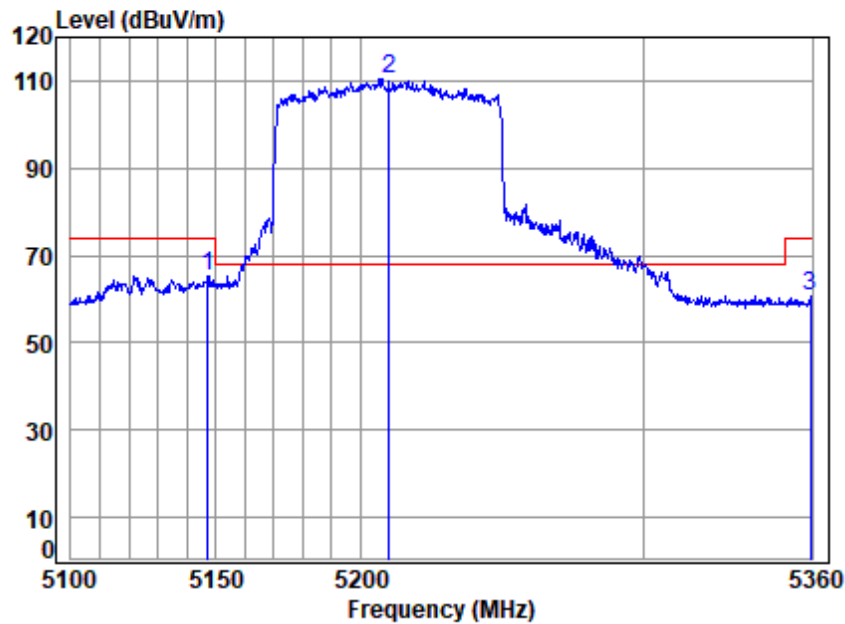


Site : chamber  
Condition: 3m HORIZONTAL  
Job No : 04877AT\00791AT  
Mode : 5210 Band edge  
: 5G WIFI 11BE80

		Cable	Ant	Preamp	Read		Limit	Over	
	Freq	Loss	Factor	Factor	Level	Level	Line	Limit	Remark
	MHz	dB	dB/m	dB	dBuV	dBuV/m	dBuV/m	dB	
1	5136.393	18.81	33.93	31.27	26.11	47.58	54.00	-6.42	Average
2	5210.000	18.92	34.02	31.31	61.55	83.18	-----	-----	Average
3 q	5351.478	19.11	34.41	31.39	26.02	48.15	54.00	-5.85	Average



Test Mode: 02; Polarity: Vertical; Modulation:802.11be(Full RU0); Bandwidth:80MHz; Channel:Low

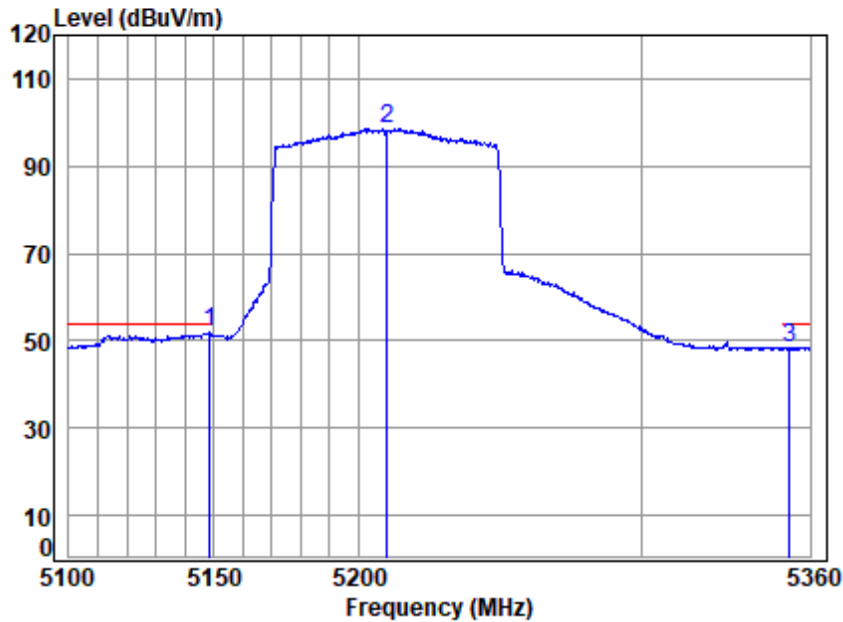


Site : chamber  
Condition: 3m VERTICAL  
Job No : 04877AT\00791AT  
Mode : 5210 Band edge  
: 5G WIFI 11BE80

		Cable	Ant	Preamp	Read		Limit	Over	
	Freq	Loss	Factor	Factor	Level	Level	Line	Limit	Remark
	MHz	dB	dB/m	dB	dBuV	dBuV/m	dBuV/m	dB	
1	5147.130	18.83	33.91	31.28	43.85	65.31	74.00	-8.69	Peak
2 p	5210.000	18.92	34.02	31.31	88.61	110.24	68.20	42.04	Peak
3	5359.467	19.12	34.44	31.39	38.42	60.59	74.00	-13.41	Peak



Test Mode: 02; Polarity: Vertical; Modulation: 802.11be(Full RU0); Bandwidth: 80MHz; Channel: Low



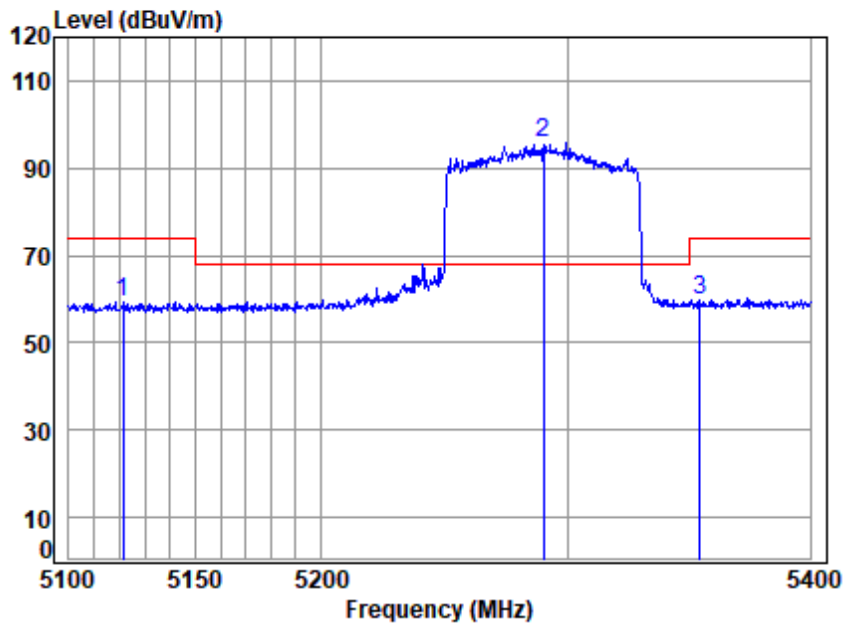
Site : chamber  
Condition: 3m VERTICAL  
Job No : 04877AT\00791AT  
Mode : 5210 Band edge  
: 5G WIFI 11BE80

		Cable	Ant	Preamp	Read	Limit	Over	
Freq	Loss	Factor	Factor	Level	Level	Line	Limit	Remark
MHz	dB	dB/m	dB	dBuV	dBuV/m	dBuV/m	dB	
1 q 5148.410	18.83	33.90	31.28	30.41	51.86	54.00	-2.14	Average
2 5210.000	18.92	34.02	31.31	76.91	98.54	-----	-----	Average
3 5352.542	19.11	34.41	31.39	26.46	48.59	54.00	-5.41	Average





Test Mode: 03; Polarity: Horizontal; Modulation:802.11be(Full RU0); Bandwidth:80MHz; Channel:High

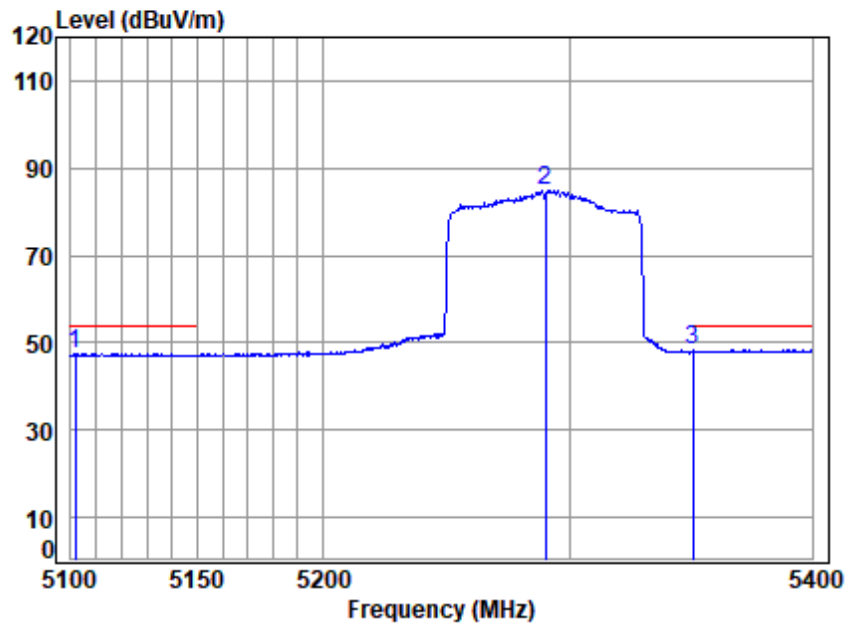


Site : chamber  
Condition: 3m HORIZONTAL  
Job No : 04877AT\00791AT  
Mode : 5290 Band edge  
: 5G WIFI 11BE80

		Cable	Ant	Preamp	Read	Limit	Over	
Freq	Loss	Factor	Factor	Level	Level	Line	Limit	Remark
MHz	dB	dB/m	dB	dBuV	dBuV/m	dBuV/m	dB	
1 5121.617	18.79	33.96	31.27	37.96	59.44	74.00	-14.56	peak
2 p 5290.000	19.03	34.18	31.35	74.16	96.02	68.20	27.82	peak
3 5354.206	19.12	34.42	31.39	37.83	59.98	74.00	-14.02	peak



Test Mode: 03; Polarity: Horizontal; Modulation:802.11be(Full RU0); Bandwidth:80MHz; Channel:High

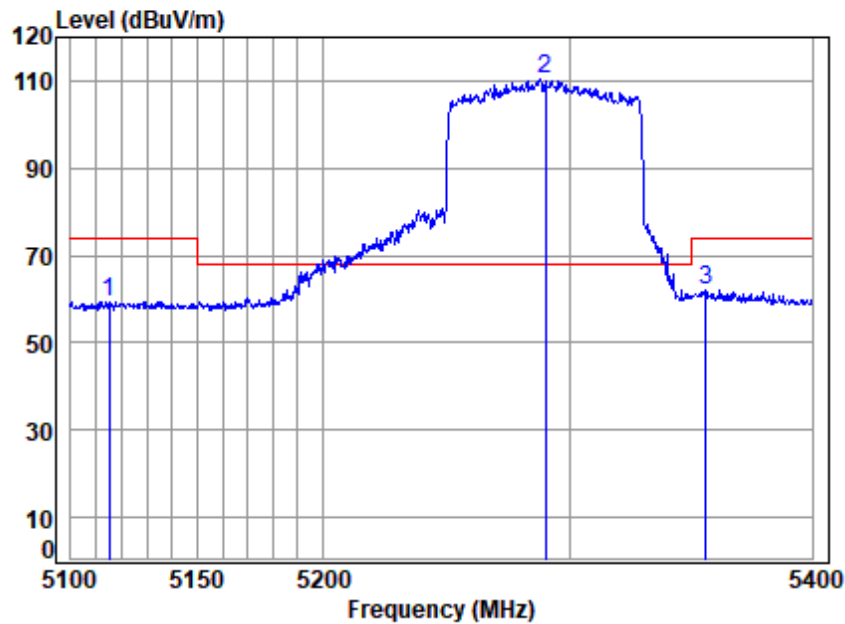


Site : chamber  
Condition: 3m HORIZONTAL  
Job No : 04877AT\00791AT  
Mode : 5290 Band edge  
: 5G WIFI 11BE80

		Cable	Ant	Preamp	Read	Limit	Over	
	Freq	Loss	Factor	Factor	Level	Line	Limit	Remark
	MHz	dB	dB/m	dB	dBuV	dBuV/m	dBuV/m	dB
1	5101.750	18.77	34.00	31.26	25.96	47.47	54.00	-6.53 Average
2	5290.000	19.03	34.18	31.35	63.21	85.07	-----	----- Average
3 q	5350.535	19.11	34.40	31.39	26.06	48.18	54.00	-5.82 Average



Test Mode: 03; Polarity: Vertical; Modulation:802.11be(Full RU0); Bandwidth:80MHz; Channel:High

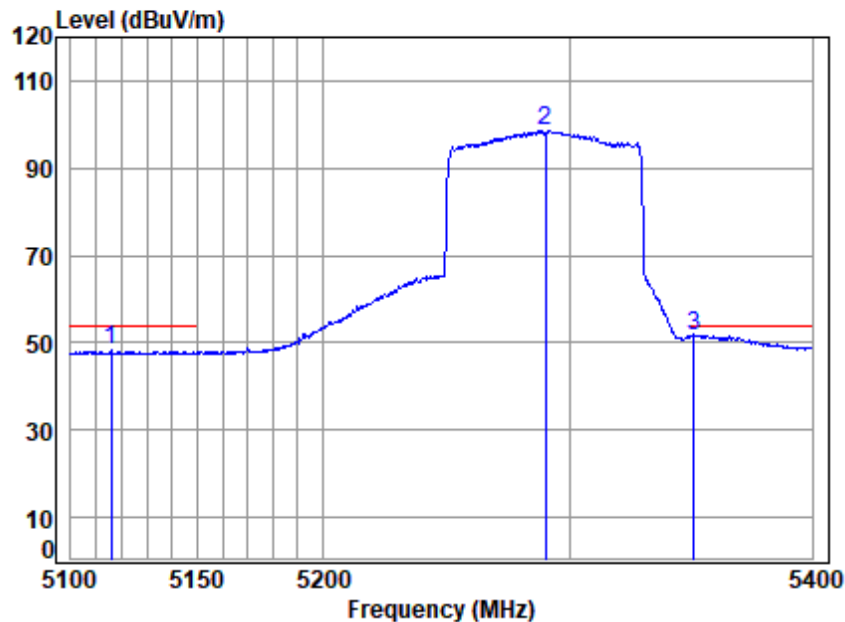


Site : chamber  
Condition: 3m VERTICAL  
Job No : 04877AT\00791AT  
Mode : 5290 Band edge  
: 5G WIFI 11BE80

		Cable	Ant	Preamp	Read	Limit	Over	
Freq	Loss	Factor	Factor	Level	Level	Line	Limit	Remark
MHz	dB	dB/m	dB	dBuV	dBuV/m	dBuV/m	dB	
1 5115.181	18.78	33.97	31.26	38.02	59.51	74.00	-14.49	Peak
2 p 5290.000	19.03	34.18	31.35	88.65	110.51	68.20	42.31	Peak
3 5356.042	19.12	34.42	31.39	39.76	61.91	74.00	-12.09	Peak



Test Mode: 03; Polarity: Vertical; Modulation:802.11be(Full RU0); Bandwidth:80MHz; Channel:High



Site : chamber  
Condition: 3m VERTICAL  
Job No : 04877AT\00791AT  
Mode : 5290 Band edge  
: 5G WIFI 11BE80

		Cable	Ant	Preamp	Read	Limit	Over	
Freq	Loss	Factor	Factor	Level	Level	Line	Limit	Remark
MHz	dB	dB/m	dB	dBuV	dBuV/m	dBuV/m	dB	
1 5116.058	18.79	33.97	31.26	26.76	48.26	54.00	-5.74	Average
2 5290.000	19.03	34.18	31.35	76.80	98.66	-----	-----	Average
3 q 5351.146	19.11	34.40	31.39	29.28	51.40	54.00	-2.60	Average





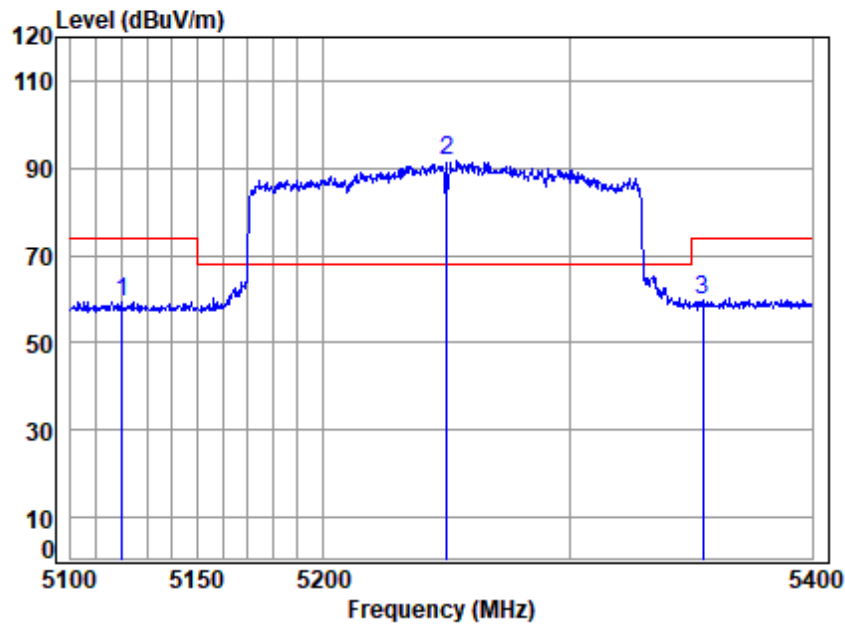
## SGS-CSTC Standards Technical Services Co., Ltd. Shenzhen Branch

SZEMC-TRF-01 Rev. A/1

Report No.: SZCR241200487703

Page: 221 of 1136

Test Mode: 02; Polarity: Horizontal; Modulation:802.11be(Full RU0); Bandwidth:160MHz; Channel:middle



Site : chamber  
Condition: 3m HORIZONTAL  
Job No : 04877AT\00791AT  
Mode : 5250 Band edge  
: 5G WIFI 11BE160

		Cable	Ant	Preamp	Read		Limit	Over	
Freq		Loss	Factor	Factor	Level	Level	Line	Limit	Remark
MHz		dB	dB/m	dB	dBuV	dBuV/m	dBuV/m	dB	
1	5120.446	18.79	33.96	31.27	37.99	59.47	74.00	-14.53	peak
2 p	5250.000	18.97	34.10	31.33	70.06	91.80	68.20	23.60	peak
3	5354.818	19.12	34.42	31.39	37.60	59.75	74.00	-14.25	peak

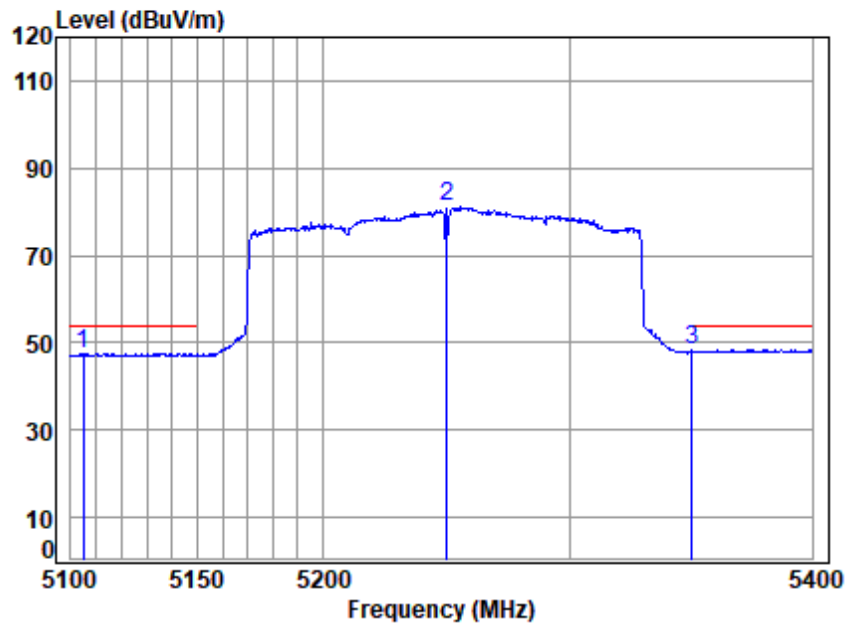


SGS-CSTC Standards Technical Services Co., Ltd.  
Shenzhen Branch Inspection & Testing Laboratory

Unless otherwise agreed in writing, this document is issued by the Company subject to its General Conditions of Service printed overleaf, available on request or accessible at <https://www.sgs.com/en/Terms-and-Conditions>. Attention is drawn to the limitation of liability, indemnification and jurisdiction issues defined therein. Any holder of this document is advised that information contained hereon reflects the Company's findings at the time of its intervention only and within the limits of Client's instructions, if any. The Company's sole responsibility is to its Client and this document does not exonerate parties to a transaction from exercising all their rights and obligations under the transaction documents. This document cannot be reproduced except in full, without prior written approval of the Company. Any unauthorized alteration, forgery or falsification of the content or appearance of this document is unlawful and offenders may be prosecuted to the fullest extent of the law. Unless otherwise stated the results shown in this test report refer only to the sample(s) tested and such sample(s) are retained for 30 days only.

Attention: To check the authenticity of testing /inspection report & certificate, please contact us at telephone: (86-755) 8307 1443, or email: [CN.Doccheck@sgs.com](mailto:CN.Doccheck@sgs.com)  
No.1 Workshop, M-10, Middle Section, Science & Technology Park, Nanshan District, Shenzhen, Guangdong, China 518057 t (86-755) 26012053 f (86-755) 26710594 www.ssgroup.com.cn  
中国·广东·深圳市南山区科技园中区M-10栋1号厂房 邮编: 518057 t (86-755) 26012053 f (86-755) 26710594 sgs.china@sgs.com

Test Mode: 02; Polarity: Horizontal; Modulation:802.11be(Full RU0); Bandwidth:160MHz; Channel:middle



Site : chamber  
Condition: 3m HORIZONTAL  
Job No : 04877AT\00791AT  
Mode : 5250 Band edge  
: 5G WIFI 11BE160

		Cable	Ant	Preamp	Read		Limit	Over	
	Freq	Loss	Factor	Factor	Level	Level	Line	Limit	Remark
	MHz	dB	dB/m	dB	dBuV	dBuV/m	dBuV/m	dB	
1	5104.958	18.77	33.99	31.26	26.16	47.66	54.00	-6.34	Average
2	5250.000	18.97	34.10	31.33	59.31	81.05	-----	-----	Average
3 q	5350.229	19.11	34.40	31.39	26.14	48.26	54.00	-5.74	Average



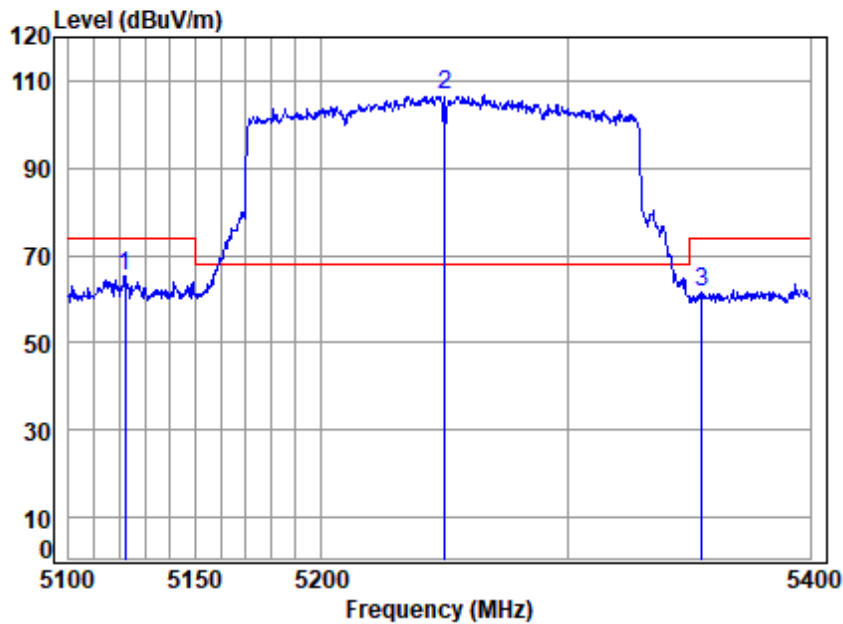
## SGS-CSTC Standards Technical Services Co., Ltd. Shenzhen Branch

SZEMC-TRF-01 Rev. A/1

Report No.: SZCR241200487703

Page: 223 of 1136

Test Mode: 02; Polarity: Vertical; Modulation:802.11be(Full RU0); Bandwidth:160MHz; Channel:middle



Site : chamber  
Condition: 3m VERTICAL  
Job No : 04877AT\00791AT  
Mode : 5250 Band edge  
: 5G WIFI 11BE160

		Cable	Ant	Preamp	Read		Limit	Over	
Freq		Loss	Factor	Factor	Level	Level	Line	Limit	Remark
MHz		dB	dB/m	dB	dBuV	dBuV/m	dBuV/m	dB	
1	5122.203	18.79	33.96	31.27	43.87	65.35	74.00	-8.65	Peak
2 p	5250.000	18.97	34.10	31.33	84.87	106.61	68.20	38.41	Peak
3	5355.124	19.12	34.42	31.39	39.62	61.77	74.00	-12.23	Peak



SGS-CSTC Standards Technical Services Co., Ltd.  
Shenzhen Branch Inspection & Testing Laboratory

Unless otherwise agreed in writing, this document is issued by the Company subject to its General Conditions of Service printed overleaf, available on request or accessible at <https://www.sgs.com/en/Terms-and-Conditions>. Attention is drawn to the limitation of liability, indemnification and jurisdiction issues defined therein. Any holder of this document is advised that information contained hereon reflects the Company's findings at the time of its intervention only and within the limits of Client's instructions, if any. The Company's sole responsibility is to its Client and this document does not exonerate parties to a transaction from exercising all their rights and obligations under the transaction documents. This document cannot be reproduced except in full, without prior written approval of the Company. Any unauthorized alteration, forgery or falsification of the content or appearance of this document is unlawful and offenders may be prosecuted to the fullest extent of the law. Unless otherwise stated the results shown in this test report refer only to the sample(s) tested and such sample(s) are retained for 30 days only.

Attention: To check the authenticity of testing /inspection report & certificate, please contact us at telephone: (86-755) 8307 1443, or email: [CN.Doccheck@sgs.com](mailto:CN.Doccheck@sgs.com)

No.1 Workshop, M-10, Middle Section, Science & Technology Park, Nanshan District, Shenzhen, Guangdong, China 518057 t (86-755) 26012053 f (86-755) 26710594 www.sgs.com.cn  
中国·广东·深圳市南山区科技园中区M-10栋1号厂房 邮编: 518057 t (86-755) 26012053 f (86-755) 26710594 sgs.china@sgs.com

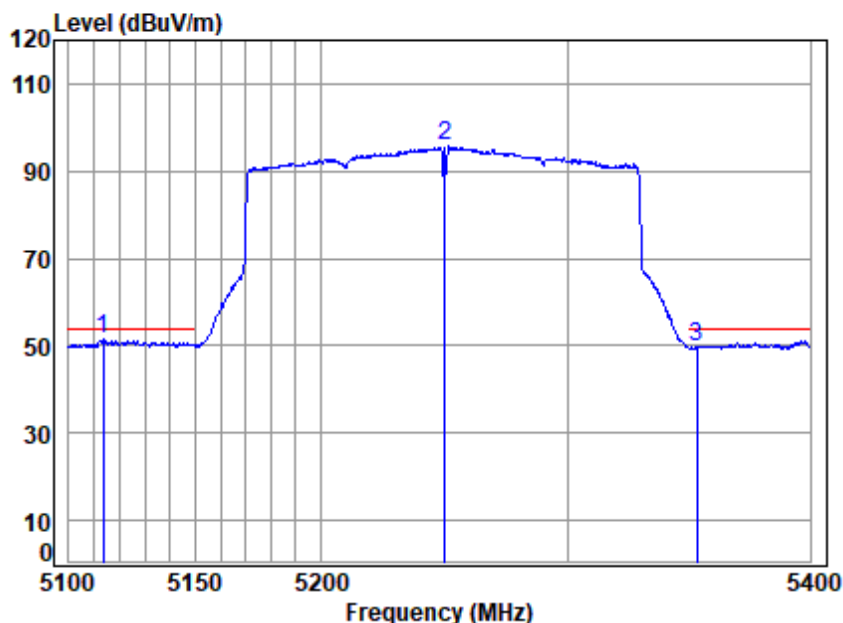
## SGS-CSTC Standards Technical Services Co., Ltd. Shenzhen Branch

SZEMC-TRF-01 Rev. A/1

Report No.: SZCR241200487703

Page: 224 of 1136

Test Mode: 02; Polarity: Vertical; Modulation:802.11be(Full RU0); Bandwidth:160MHz; Channel:middle



Site : chamber  
Condition: 3m VERTICAL  
Job No : 04877AT\00791AT  
Mode : 5250 Band edge  
: 5G WIFI 11BE160

		Cable	Ant	Preamp	Read	Limit	Over	
Freq	Loss	Factor	Factor	Level	Level	Line	Limit	Remark
MHz	dB	dB/m	dB	dBuV	dBuV/m	dBuV/m	dB	
1 q 5113.427	18.78	33.97	31.26	29.85	51.34	54.00	-2.66	Average
2 5250.000	18.97	34.10	31.33	73.89	95.63	-----	-----	Average
3 5352.981	19.11	34.41	31.39	27.79	49.92	54.00	-4.08	Average



SGS-CSTC Standards Technical Services Co., Ltd.  
Shenzhen Branch Testing & Calibration Laboratory

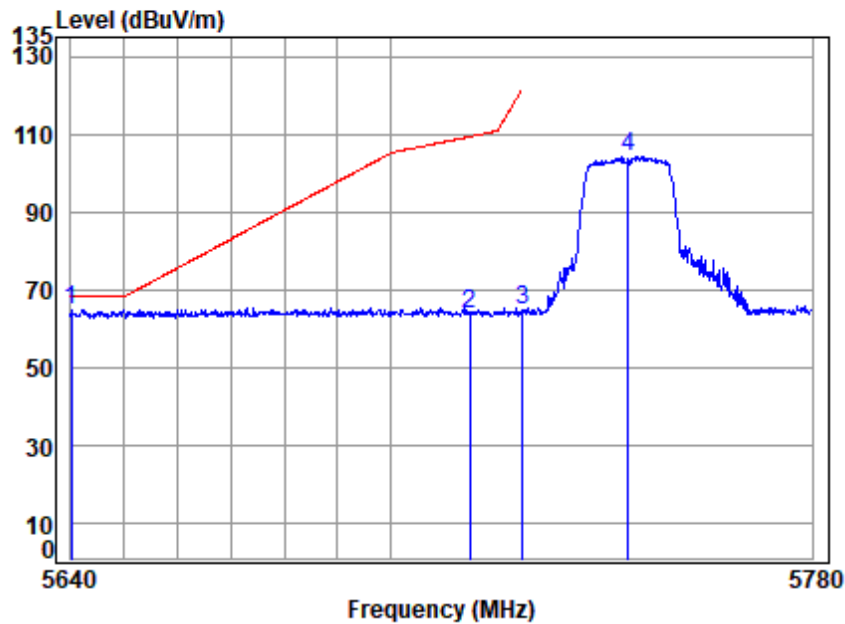
Unless otherwise agreed in writing, this document is issued by the Company subject to its General Conditions of Service printed overleaf, available on request or accessible at <https://www.sgs.com/en/Terms-and-Conditions>. Attention is drawn to the limitation of liability, indemnification and jurisdiction issues defined therein. Any holder of this document is advised that information contained hereon reflects the Company's findings at the time of its intervention only and within the limits of Client's instructions, if any. The Company's sole responsibility is to its Client and this document does not exonerate parties to a transaction from exercising all their rights and obligations under the transaction documents. This document cannot be reproduced except in full, without prior written approval of the Company. Any unauthorized alteration, forgery or falsification of the content or appearance of this document is unlawful and offenders may be prosecuted to the fullest extent of the law. Unless otherwise stated the results shown in this test report refer only to the sample(s) tested and such sample(s) are retained for 30 days only.

Attention: To check the authenticity of testing /inspection report & certificate, please contact us at telephone: (86-755) 8307 1443, or email: [CN.Doccheck@sgs.com](mailto:CN.Doccheck@sgs.com)

No.1 Workshop, M-10, Middle Section, Science & Technology Park, Nanshan District, Shenzhen, Guangdong, China 518057 t (86-755) 26012053 f (86-755) 26710594 www.sgs.com.cn  
中国·广东·深圳市南山区科技园中区M-10栋1号厂房 邮编: 518057 t (86-755) 26012053 f (86-755) 26710594 sgs.china@sgs.com



Test Mode: 04; Polarity: Horizontal; Modulation:802.11a; Bandwidth:20MHz; Channel:Low



Site : chamber  
Condition: 3m HORIZONTAL  
Job No : 04877AT\00791AT  
Mode : 5745 Band edge  
: 5G WIFI 11A

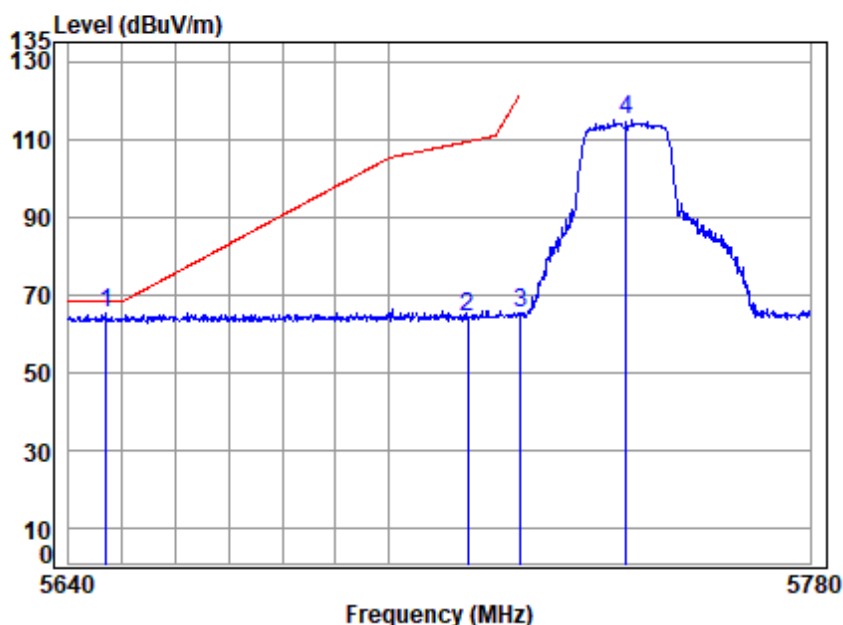
		Cable	Ant	Preamp	Read	Limit	Over	
	Freq	Loss	Factor	Factor	Level	Level	Line	Limit Remark
	MHz	dB	dB/m	dB	dBuV	dBuV/m	dBuV/m	dB
1 p	5640.138	19.40	34.46	31.53	42.54	64.87	68.20	-3.33 peak
2	5715.000	19.45	34.27	31.57	41.53	63.68	109.40	-45.72 peak
3	5725.000	19.46	34.25	31.57	42.78	64.92	122.20	-57.28 peak
4	5745.000	19.47	34.21	31.58	82.15	104.25	-----	----- peak



Unless otherwise agreed in writing, this document is issued by the Company subject to its General Conditions of Service printed overleaf, available on request or accessible at <https://www.sgs.com/en/Terms-and-Conditions>. Attention is drawn to the limitation of liability, indemnification and jurisdiction issues defined therein. Any holder of this document is advised that information contained hereon reflects the Company's findings at the time of its intervention only and within the limits of Client's instructions, if any. The Company's sole responsibility is to its Client and this document does not exonerate parties to a transaction from exercising all their rights and obligations under the transaction documents. This document cannot be reproduced except in full, without prior written approval of the Company. Any unauthorized alteration, forgery or falsification of the content or appearance of this document is unlawful and offenders may be prosecuted to the fullest extent of the law. Unless otherwise stated the results shown in this test report refer only to the sample(s) tested and such sample(s) are retained for 30 days only.

Attention: To check the authenticity of testing /inspection report & certificate, please contact us at telephone: (86-755) 8307 1443, or email: [CN.Doccheck@sgs.com](mailto:CN.Doccheck@sgs.com)

Test Mode: 04; Polarity: Vertical; Modulation:802.11a; Bandwidth:20MHz; Channel:Low

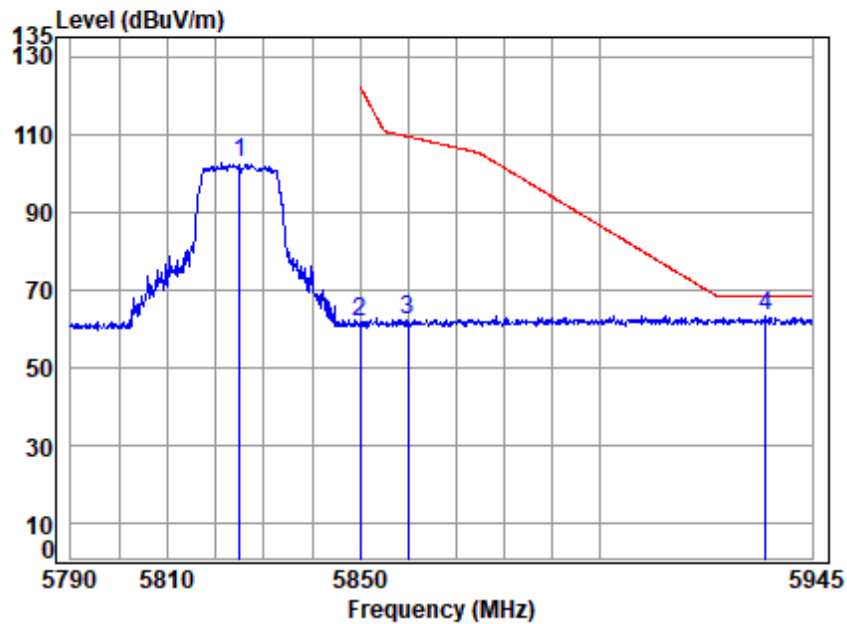


Site : chamber  
Condition: 3m VERTICAL  
Job No : 04877AT\00791AT  
Mode : 5745 Band edge  
: 5G WIFI 11A

		Cable	Ant	Preamp	Read	Limit	Over	
	Freq	Loss	Factor	Factor	Level	Level	Line	Limit Remark
	MHz	dB	dB/m	dB	dBuV	dBuV/m	dBuV/m	dB
1 p	5646.919	19.41	34.42	31.53	43.01	65.31	68.20	-2.89 peak
2	5715.000	19.45	34.27	31.57	42.04	64.19	109.40	-45.21 peak
3	5725.000	19.46	34.25	31.57	43.12	65.26	122.20	-56.94 peak
4	5745.000	19.47	34.21	31.58	93.04	115.14	-----	----- peak



Test Mode: 04; Polarity: Horizontal; Modulation:802.11a; Bandwidth:20MHz; Channel:High

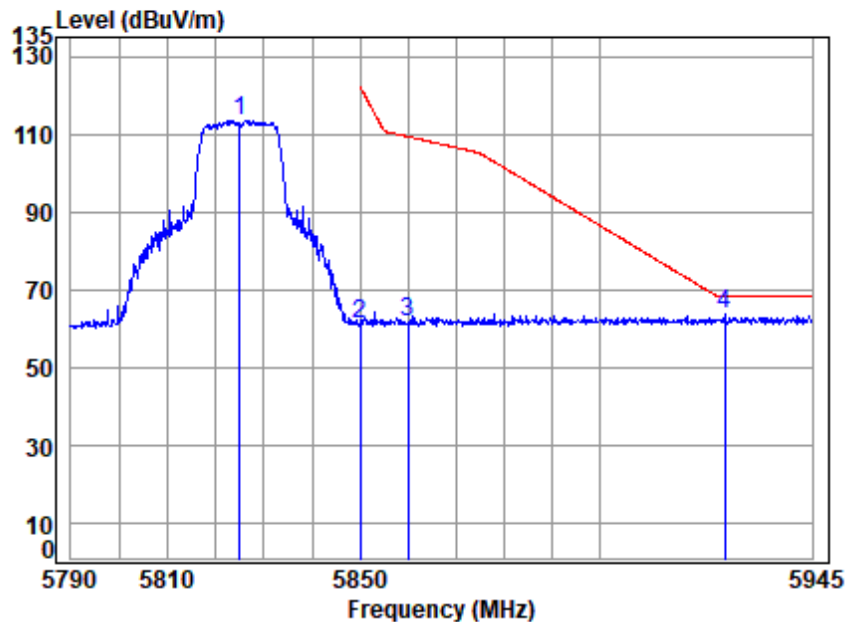


Site : chamber  
Condition: 3m HORIZONTAL  
Job No : 04877AT\00791AT  
Mode : 5825 Band edge  
: 5G WIFI 11A

		Cable	Ant	Preamp	Read	Limit	Over	
Freq	Loss	Factor	Factor	Level	Level	Line	Limit	Remark
MHz	dB	dB/m	dB	dBuV	dBuV/m	dBuV/m	dB	
1 5825.000	19.52	34.35	31.62	80.37	102.62	-----	-----	peak
2 5850.000	19.54	34.40	31.63	39.23	61.54	122.20	-60.66	peak
3 5860.000	19.54	34.44	31.64	39.60	61.94	109.40	-47.46	peak
4 p 5935.271	19.59	34.67	31.67	40.52	63.11	68.20	-5.09	peak



Test Mode: 04; Polarity: Vertical; Modulation:802.11a; Bandwidth:20MHz; Channel:High



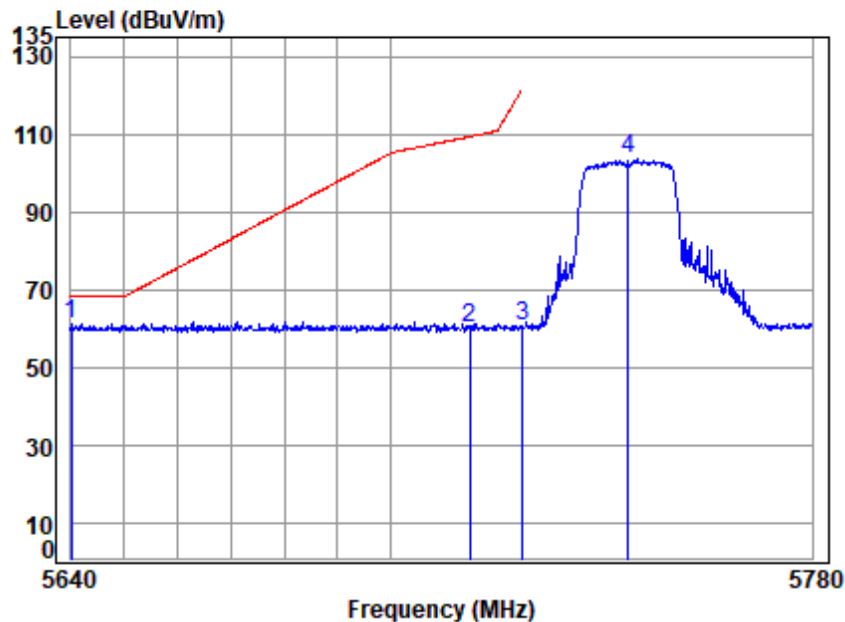
Site : chamber  
Condition: 3m VERTICAL  
Job No : 04877AT\00791AT  
Mode : 5825 Band edge  
: 5G WIFI 11A

		Cable	Ant	Preamp	Read	Limit	Over	
Freq	Loss	Factor	Factor	Level	Level	Line	Limit	Remark
MHz	dB		dB/m	dB	dBuV	dBuV/m	dBuV/m	dB
1	5825.000	19.52	34.35	31.62	91.20	113.45	-----	----- peak
2	5850.000	19.54	34.40	31.63	38.91	61.22	122.20	-60.98 peak
3	5860.000	19.54	34.44	31.64	39.11	61.45	109.40	-47.95 peak
4 p	5926.496	19.58	34.65	31.67	41.06	63.62	68.20	-4.58 peak





Test Mode: 04; Polarity: Horizontal; Modulation:802.11n; Bandwidth:20MHz; Channel:Low



Site : chamber  
Condition: 3m HORIZONTAL  
Job No : 04877AT\00791AT  
Mode : 5745 Band edge  
: 5G WIFI 11N20

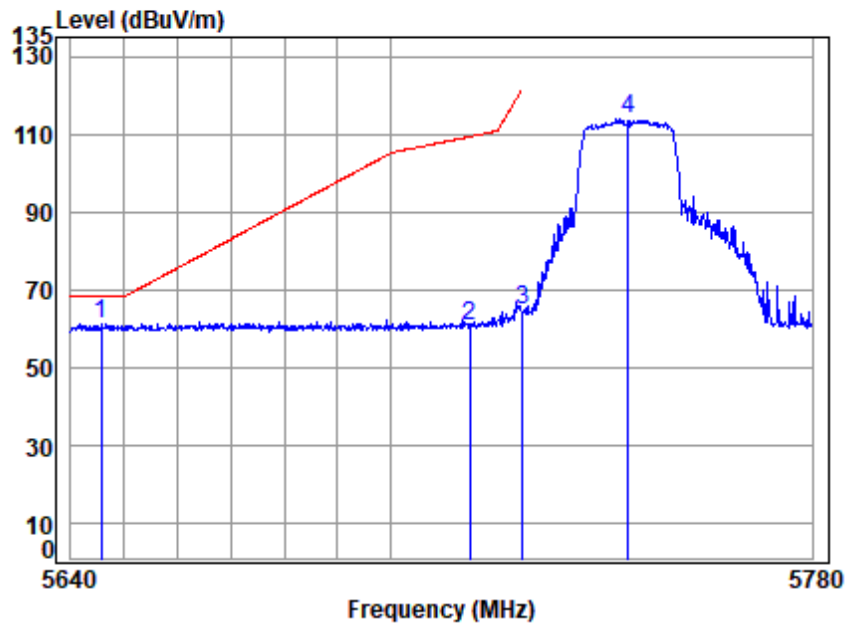
		Cable	Ant	Preamp	Read	Limit	Over	
	Freq	Loss	Factor	Factor	Level	Level	Line	Limit Remark
	MHz	dB	dB/m	dB	dBuV	dBuV/m	dBuV/m	dB
1 p	5640.138	19.40	34.46	31.53	38.74	61.07	68.20	-7.13 peak
2	5715.000	19.45	34.27	31.57	37.82	59.97	109.40	-49.43 peak
3	5725.000	19.46	34.25	31.57	38.42	60.56	122.20	-61.64 peak
4	5745.000	19.47	34.21	31.58	81.41	103.51	-----	----- peak



Unless otherwise agreed in writing, this document is issued by the Company subject to its General Conditions of Service printed overleaf, available on request or accessible at <https://www.sgs.com/en/Terms-and-Conditions>. Attention is drawn to the limitation of liability, indemnification and jurisdiction issues defined therein. Any holder of this document is advised that information contained hereon reflects the Company's findings at the time of its intervention only and within the limits of Client's instructions, if any. The Company's sole responsibility is to its Client and this document does not exonerate parties to a transaction from exercising all their rights and obligations under the transaction documents. This document cannot be reproduced except in full, without prior written approval of the Company. Any unauthorized alteration, forgery or falsification of the content or appearance of this document is unlawful and offenders may be prosecuted to the fullest extent of the law. Unless otherwise stated the results shown in this test report refer only to the sample(s) tested and such sample(s) are retained for 30 days only.

Attention: To check the authenticity of testing /inspection report & certificate, please contact us at telephone: (86-755) 8307 1443, or email: [CN.Doccheck@sgs.com](mailto:CN.Doccheck@sgs.com)

Test Mode: 04; Polarity: Vertical; Modulation:802.11n; Bandwidth:20MHz; Channel:Low

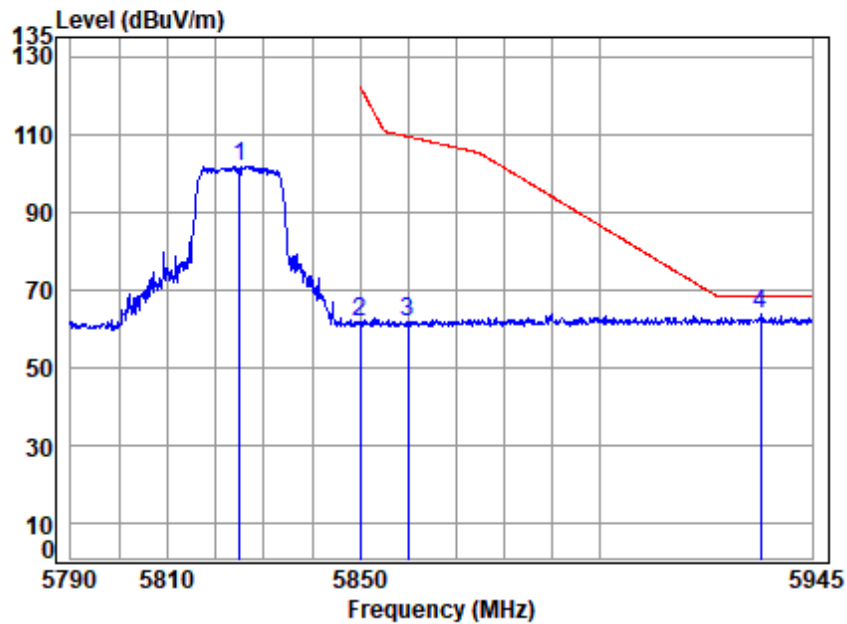


Site : chamber  
Condition: 3m VERTICAL  
Job No : 04877AT\00791AT  
Mode : 5745 Band edge  
: 5G WIFI 11N20

		Cable	Ant	Preamp	Read	Limit	Over	
	Freq	Loss	Factor	Factor	Level	Level	Line	Limit Remark
	MHz	dB	dB/m	dB	dBuV	dBuV/m	dBuV/m	dB
1 p	5645.673	19.41	34.43	31.53	38.87	61.18	68.20	-7.02 peak
2	5715.000	19.45	34.27	31.57	38.44	60.59	109.40	-48.81 peak
3	5725.000	19.46	34.25	31.57	42.60	64.74	122.20	-57.46 peak
4	5745.000	19.47	34.21	31.58	91.73	113.83	-----	----- peak



Test Mode: 04; Polarity: Horizontal; Modulation:802.11n; Bandwidth:20MHz; Channel:High

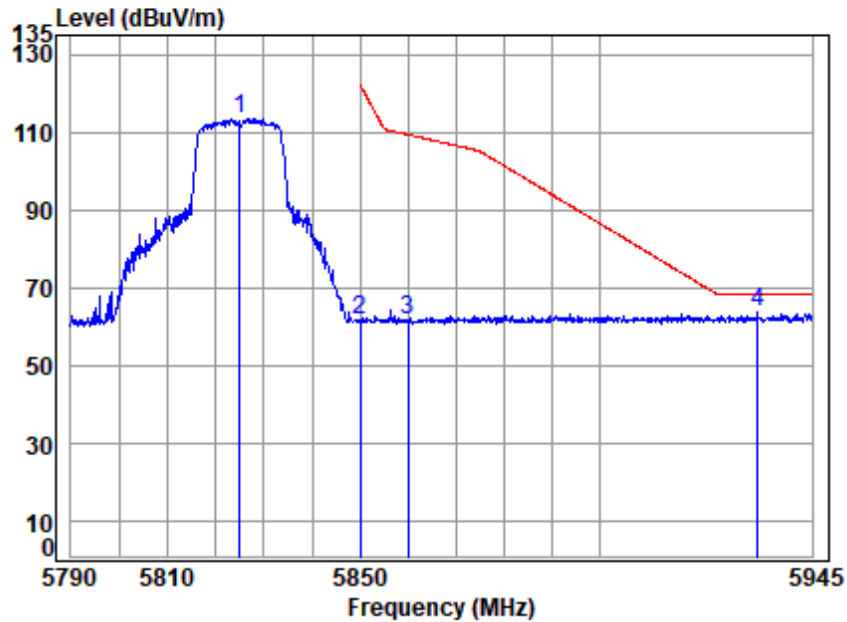


Site : chamber  
Condition: 3m HORIZONTAL  
Job No : 04877AT\00791AT  
Mode : 5825 Band edge  
: 5G WIFI 11N20

		Cable	Ant	Preamp	Read	Limit	Over	
Freq	Loss	Factor	Factor	Level	Level	Line	Limit	Remark
MHz	dB	dB/m	dB	dBuV	dBuV/m	dBuV/m	dB	
1 5825.000	19.52	34.35	31.62	79.59	101.84	-----	-----	peak
2 5850.000	19.54	34.40	31.63	39.13	61.44	122.20	-60.76	peak
3 5860.000	19.54	34.44	31.64	39.50	61.84	109.40	-47.56	peak
4 p 5934.016	19.59	34.67	31.67	40.82	63.41	68.20	-4.79	peak



Test Mode: 04; Polarity: Vertical; Modulation:802.11n; Bandwidth:20MHz; Channel:High



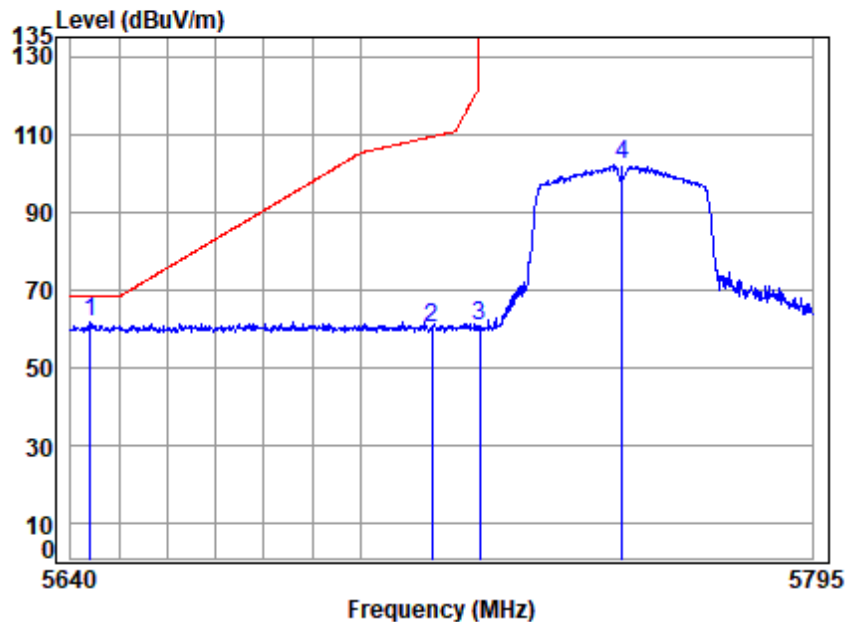
Site : chamber  
Condition: 3m VERTICAL  
Job No : 04877AT\00791AT  
Mode : 5825 Band edge  
: 5G WIFI 11N20

		Cable	Ant	Preamp	Read	Limit	Over	
Freq	Loss	Factor	Factor	Level	Level	Line	Limit	Remark
MHz	dB		dB/m	dB	dBuV	dBuV/m	dBuV/m	dB
1	5825.000	19.52	34.35	31.62	91.33	113.58	-----	----- peak
2	5850.000	19.54	34.40	31.63	39.06	61.37	122.20	-60.83 peak
3	5860.000	19.54	34.44	31.64	39.32	61.66	109.40	-47.74 peak
4 p	5933.389	19.59	34.67	31.67	40.90	63.49	68.20	-4.71 peak





Test Mode: 04; Polarity: Horizontal; Modulation:802.11n; Bandwidth:40MHz; Channel:Low

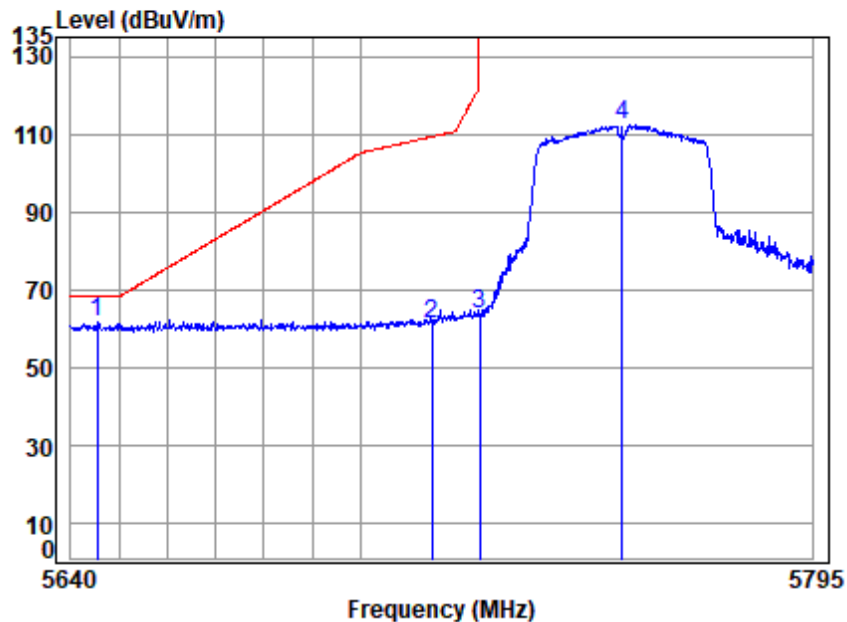


Site : chamber  
Condition: 3m HORIZONTAL  
Job No : 04877AT\00791AT  
Mode : 5755 Band edge  
: 5G WIFI 11N40

		Cable	Ant	Preamp	Read	Limit	Over	
Freq	Loss	Factor	Factor	Level	Level	Line	Limit	Remark
MHz	dB	dB/m	dB	dBuV	dBuV/m	dBuV/m	dB	
1 p 5643.977	19.41	34.44	31.53	39.03	61.35	68.20	-6.85	peak
2 5715.000	19.45	34.27	31.57	38.07	60.22	109.40	-49.18	peak
3 5725.000	19.46	34.25	31.57	38.65	60.79	122.20	-61.41	peak
4 5755.000	19.48	34.21	31.59	79.94	102.04	-----	-----	peak



Test Mode: 04; Polarity: Vertical; Modulation:802.11n; Bandwidth:40MHz; Channel:Low

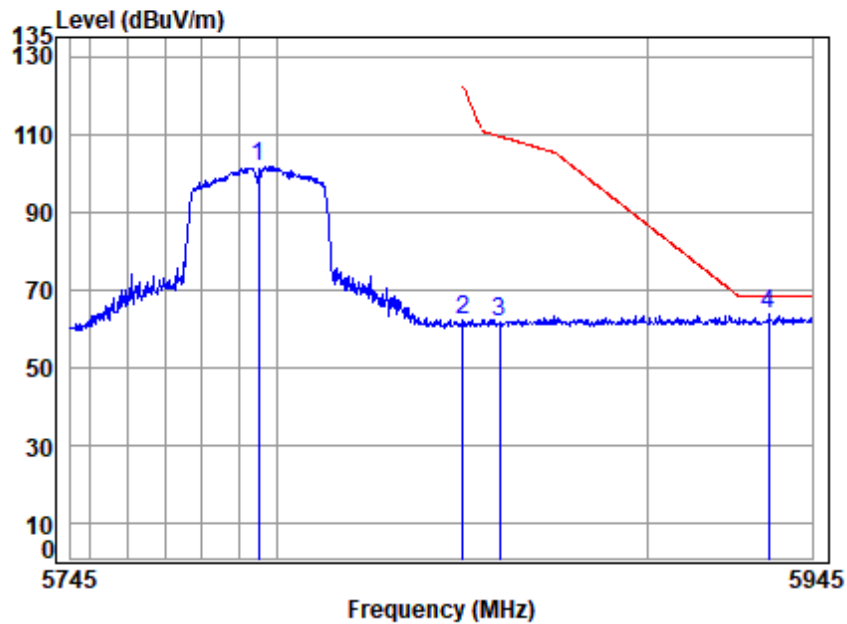


Site : chamber  
Condition: 3m VERTICAL  
Job No : 04877AT\00791AT  
Mode : 5755 Band edge  
: 5G WIFI 11N40

		Cable	Ant	Preamp	Read	Limit	Over	
Freq	Loss	Factor	Factor	Level	Level	Line	Limit	Remark
MHz	dB	dB/m	dB	dBuV	dBuV/m	dBuV/m	dB	
1 p 5645.507	19.41	34.43	31.53	39.05	61.36	68.20	-6.84	peak
2 5715.000	19.45	34.27	31.57	39.11	61.26	109.40	-48.14	peak
3 5725.000	19.46	34.25	31.57	41.58	63.72	122.20	-58.48	peak
4 5755.000	19.48	34.21	31.59	90.39	112.49	-----	-----	peak



Test Mode: 04; Polarity: Horizontal; Modulation:802.11n; Bandwidth:40MHz; Channel:High

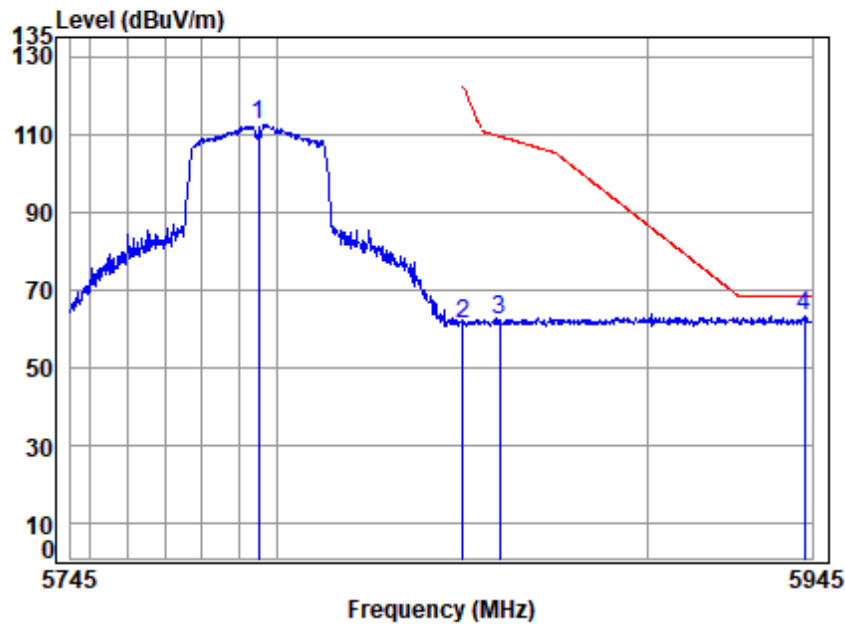


Site : chamber  
Condition: 3m HORIZONTAL  
Job No : 04877AT\00791AT  
Mode : 5795 Band edge  
: 5G WIFI 11N40

		Cable	Ant	Preamp	Read	Limit	Over	
Freq	Loss	Factor	Factor	Level	Level	Line	Limit	Remark
MHz	dB	dB/m	dB	dBuV	dBuV/m	dBuV/m	dB	
1 5795.000	19.50	34.29	31.60	79.52	101.71	-----	-----	peak
2 5850.000	19.54	34.40	31.63	40.05	62.36	122.20	-59.84	peak
3 5860.000	19.54	34.44	31.64	39.20	61.54	109.40	-47.86	peak
4 p 5933.212	19.59	34.67	31.67	41.11	63.70	68.20	-4.50	peak



Test Mode: 04; Polarity: Vertical; Modulation:802.11n; Bandwidth:40MHz; Channel:High



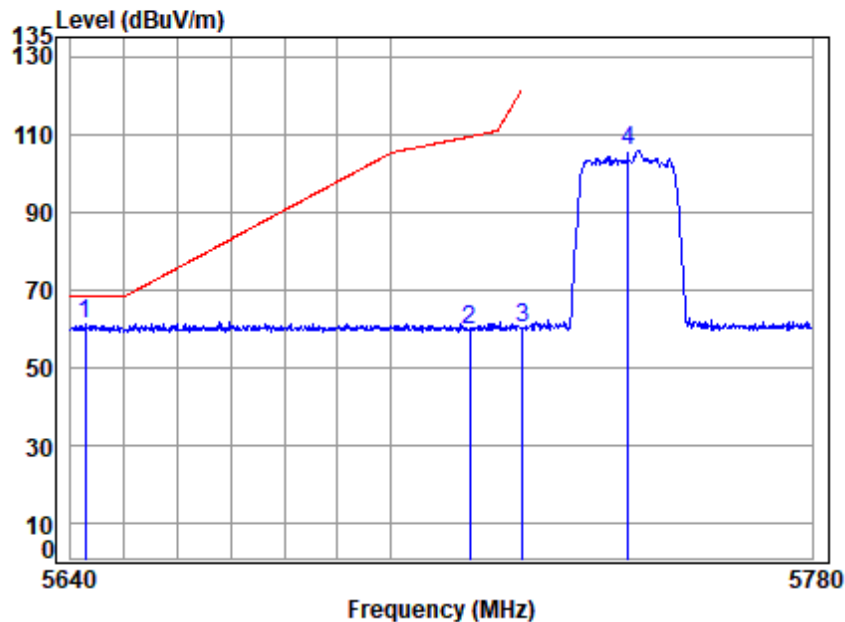
Site : chamber  
Condition: 3m VERTICAL  
Job No : 04877AT\00791AT  
Mode : 5795 Band edge  
: 5G WIFI 11N40

		Cable	Ant	Preamp	Read	Limit	Over	
Freq	Loss	Factor	Factor	Level	Level	Line	Limit	Remark
MHz	dB	dB/m	dB	dBuV	dBuV/m	dBuV/m	dB	
1	5795.000	19.50	34.29	31.60	90.30	112.49	-----	peak
2	5850.000	19.54	34.40	31.63	38.87	61.18	122.20	-61.02 peak
3	5860.000	19.54	34.44	31.64	39.70	62.04	109.40	-47.36 peak
4 p	5942.966	19.59	34.69	31.67	40.35	62.96	68.20	-5.24 peak





Test Mode: 04; Polarity: Horizontal; Modulation:802.11ac; Bandwidth:20MHz; Channel:Low

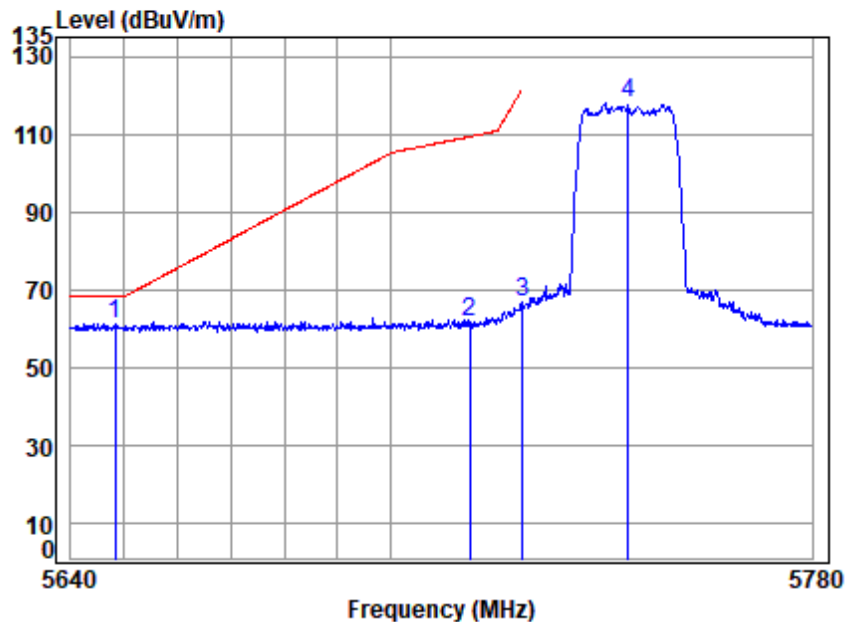


Site : chamber  
Condition: 3m HORIZONTAL  
Job No : 04877AT\00791AT  
Mode : 5745 Band edge  
: 5G WIFI 11AC20

		Cable	Ant	Preamp	Read	Limit	Over	
	Freq	Loss	Factor	Factor	Level	Level	Line	Limit Remark
	MHz	dB	dB/m	dB	dBuV	dBuV/m	dBuV/m	dB
1 p	5642.767	19.40	34.44	31.53	38.69	61.00	68.20	-7.20 peak
2	5715.000	19.45	34.27	31.57	37.30	59.45	109.40	-49.95 peak
3	5725.000	19.46	34.25	31.57	37.79	59.93	122.20	-62.27 peak
4	5745.000	19.47	34.21	31.58	83.80	105.90	-----	----- peak



Test Mode: 04; Polarity: Vertical; Modulation:802.11ac; Bandwidth:20MHz; Channel:Low



Site : chamber  
Condition: 3m VERTICAL  
Job No : 04877AT\00791AT  
Mode : 5745 Band edge  
: 5G WIFI 11AC20

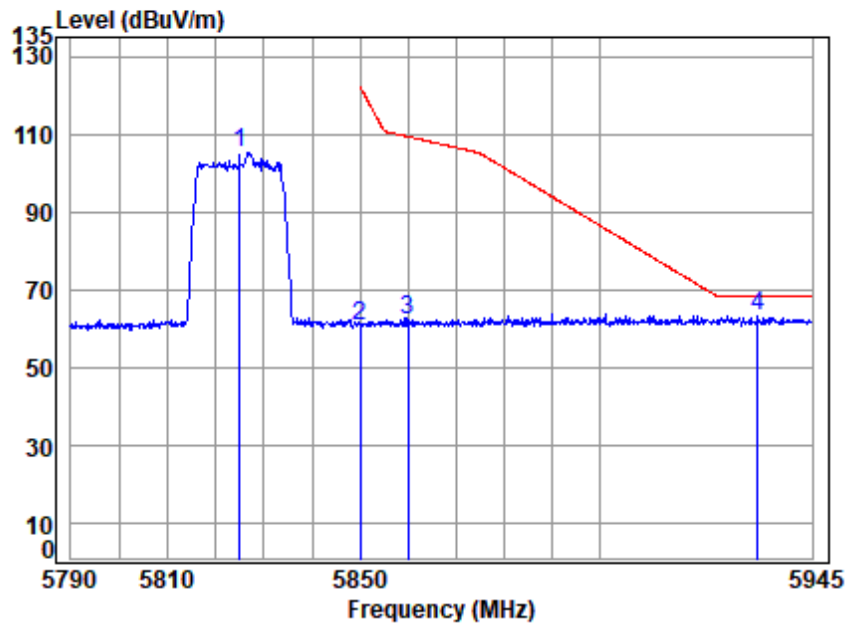
		Cable	Ant	Preamp	Read	Limit	Over	
Freq	Loss	Factor	Factor	Level	Level	Line	Limit	Remark
MHz	dB	dB/m	dB	dBuV	dBuV/m	dBuV/m	dB	
1 p 5648.304	19.41	34.41	31.53	39.01	61.30	68.20	-6.90	peak
2 5715.000	19.45	34.27	31.57	39.40	61.55	109.40	-47.85	peak
3 5725.000	19.46	34.25	31.57	44.74	66.88	122.20	-55.32	peak
4 5745.000	19.47	34.21	31.58	95.74	117.84	-----	-----	peak



Unless otherwise agreed in writing, this document is issued by the Company subject to its General Conditions of Service printed overleaf, available on request or accessible at <https://www.sgs.com/en/Terms-and-Conditions>. Attention is drawn to the limitation of liability, indemnification and jurisdiction issues defined therein. Any holder of this document is advised that information contained hereon reflects the Company's findings at the time of its intervention only and within the limits of Client's instructions, if any. The Company's sole responsibility is to its Client and this document does not exonerate parties to a transaction from exercising all their rights and obligations under the transaction documents. This document cannot be reproduced except in full, without prior written approval of the Company. Any unauthorized alteration, forgery or falsification of the content or appearance of this document is unlawful and offenders may be prosecuted to the fullest extent of the law. Unless otherwise stated the results shown in this test report refer only to the sample(s) tested and such sample(s) are retained for 30 days only.

Attention: To check the authenticity of testing /inspection report & certificate, please contact us at telephone: (86-755) 8307 1443, or email: [CN.Doccheck@sgs.com](mailto:CN.Doccheck@sgs.com)

Test Mode: 04; Polarity: Horizontal; Modulation:802.11ac; Bandwidth:20MHz; Channel:High

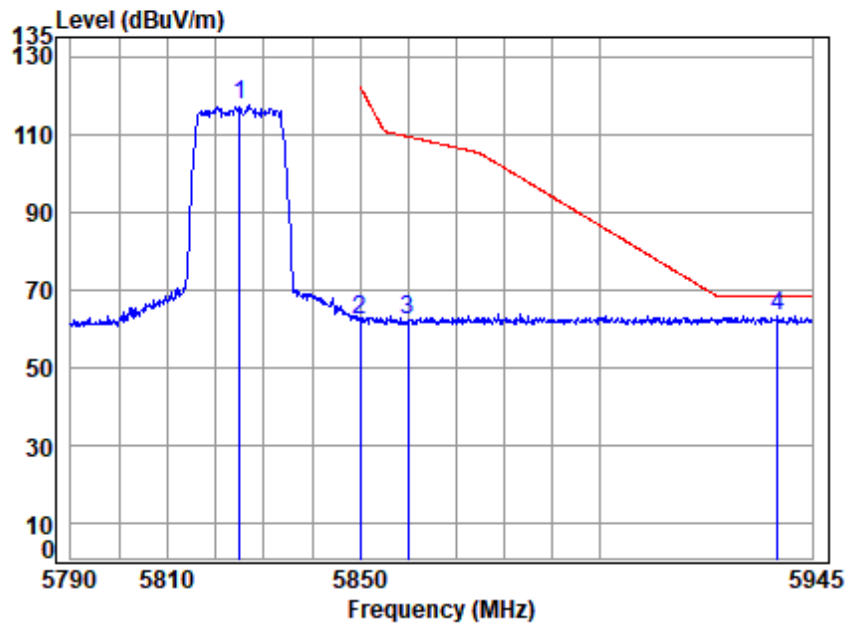


Site : chamber  
Condition: 3m HORIZONTAL  
Job No : 04877AT\00791AT  
Mode : 5825 Band edge  
: 5G WIFI 11AC20

		Cable	Ant	Preamp	Read	Limit	Over	
Freq	Loss	Factor	Factor	Level	Level	Line	Limit	Remark
MHz	dB	dB/m	dB	dBuV	dBuV/m	dBuV/m	dB	
1 5825.000	19.52	34.35	31.62	82.97	105.22	-----	-----	peak
2 5850.000	19.54	34.40	31.63	38.36	60.67	122.20	-61.53	peak
3 5860.000	19.54	34.44	31.64	40.00	62.34	109.40	-47.06	peak
4 p 5933.389	19.59	34.67	31.67	40.55	63.14	68.20	-5.06	peak



Test Mode: 04; Polarity: Vertical; Modulation:802.11ac; Bandwidth:20MHz; Channel:High



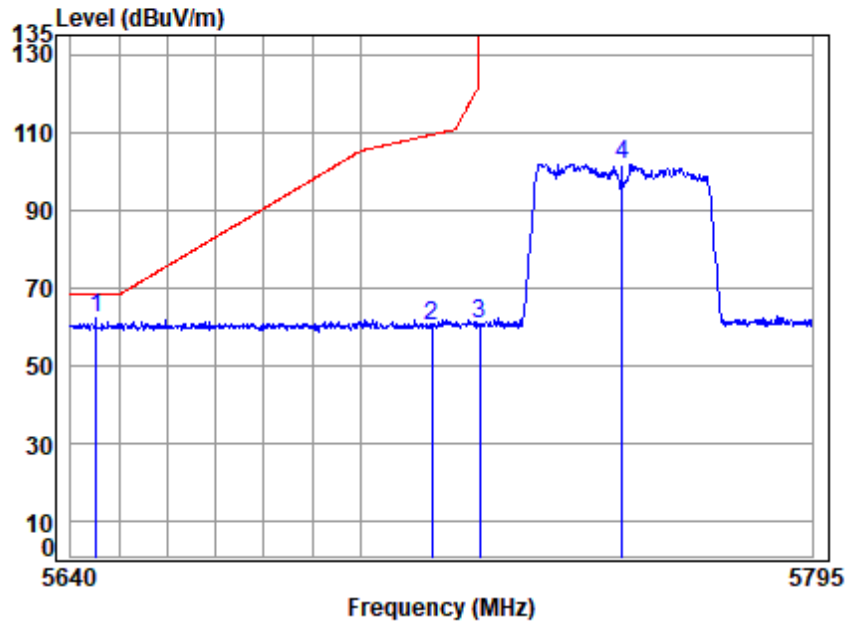
Site : chamber  
 Condition: 3m VERTICAL  
 Job No : 04877AT\00791AT  
 Mode : 5825 Band edge  
 : 5G WIFI 11AC20

		Cable	Ant	Preamp	Read	Limit	Over	
Freq	Loss	Factor	Factor	Level	Level	Line	Limit	Remark
MHz	dB	dB/m	dB	dBuV	dBuV/m	dBuV/m	dB	
1 5825.000	19.52	34.35	31.62	95.05	117.30	-----	-----	peak
2 5850.000	19.54	34.40	31.63	39.97	62.28	122.20	-59.92	peak
3 5860.000	19.54	34.44	31.64	39.77	62.11	109.40	-47.29	peak
4 p 5937.780	19.59	34.68	31.67	40.43	63.03	68.20	-5.17	peak





Test Mode: 04; Polarity: Horizontal; Modulation:802.11ac; Bandwidth:40MHz; Channel:Low

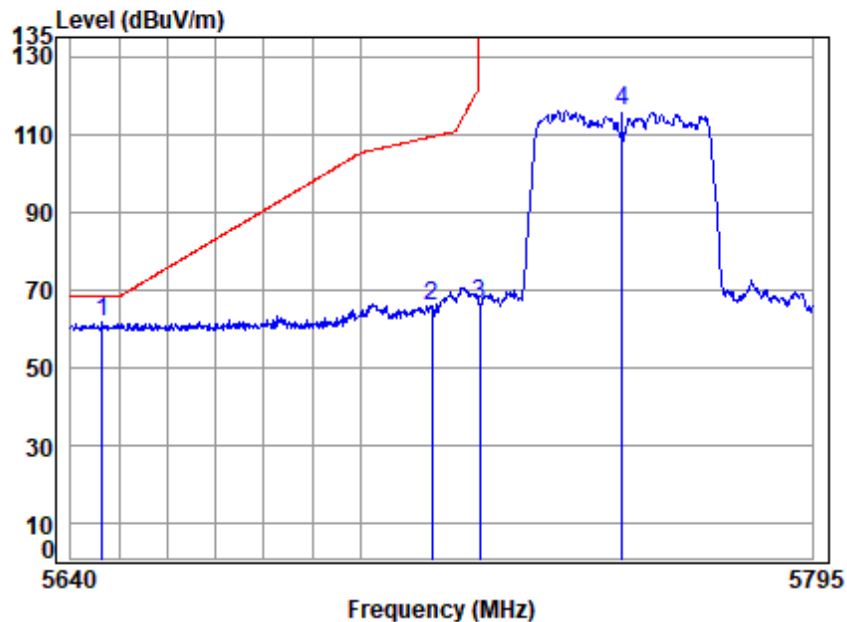


Site : chamber  
Condition: 3m HORIZONTAL  
Job No : 04877AT\00791AT  
Mode : 5755 Band edge  
: 5G WIFI 11AC40

		Cable	Ant	Preamp	Read	Limit	Over	
Freq	Loss	Factor	Factor	Level	Level	Line	Limit	Remark
MHz	dB	dB/m	dB	dBuV	dBuV/m	dBuV/m	dB	
1 p 5645.201	19.41	34.43	31.53	39.57	61.88	68.20	-6.32	peak
2 5715.000	19.45	34.27	31.57	37.88	60.03	109.40	-49.37	peak
3 5725.000	19.46	34.25	31.57	38.27	60.41	122.20	-61.79	peak
4 5755.000	19.48	34.21	31.59	79.75	101.85	-----	-----	peak



Test Mode: 04; Polarity: Vertical; Modulation:802.11ac; Bandwidth:40MHz; Channel:Low

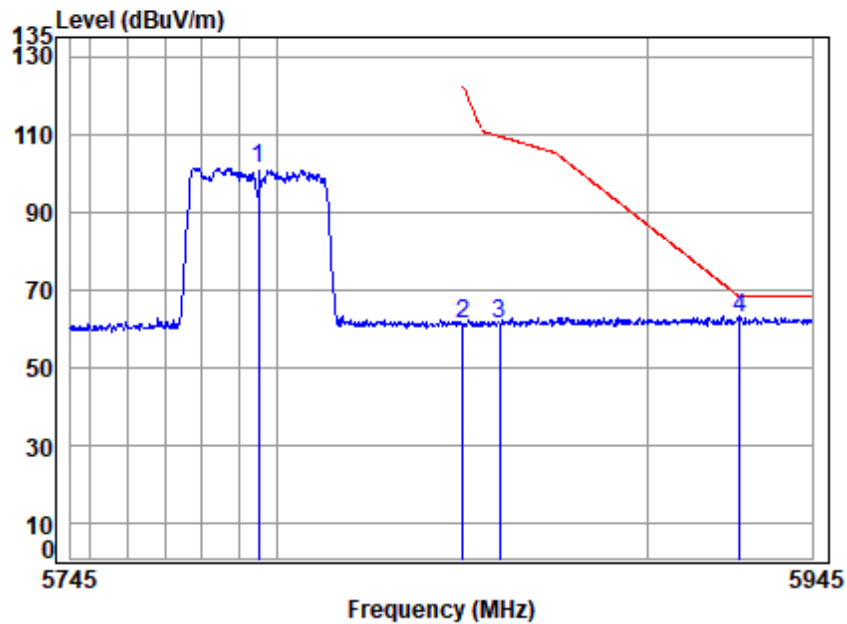


Site : chamber  
Condition: 3m VERTICAL  
Job No : 04877AT\00791AT  
Mode : 5755 Band edge  
: 5G WIFI 11AC40

		Cable	Ant	Preamp	Read	Limit	Over	
Freq	Loss	Factor	Factor	Level	Level	Line	Limit	Remark
MHz	dB	dB/m	dB	dBuV	dBuV/m	dBuV/m	dB	
1 p 5646.579	19.41	34.42	31.53	39.33	61.63	68.20	-6.57	peak
2 5715.000	19.45	34.27	31.57	43.48	65.63	109.40	-43.77	peak
3 5725.000	19.46	34.25	31.57	44.30	66.44	122.20	-55.76	peak
4 5755.000	19.48	34.21	31.59	93.95	116.05	-----	-----	peak



Test Mode: 04; Polarity: Horizontal; Modulation:802.11ac; Bandwidth:40MHz; Channel:High

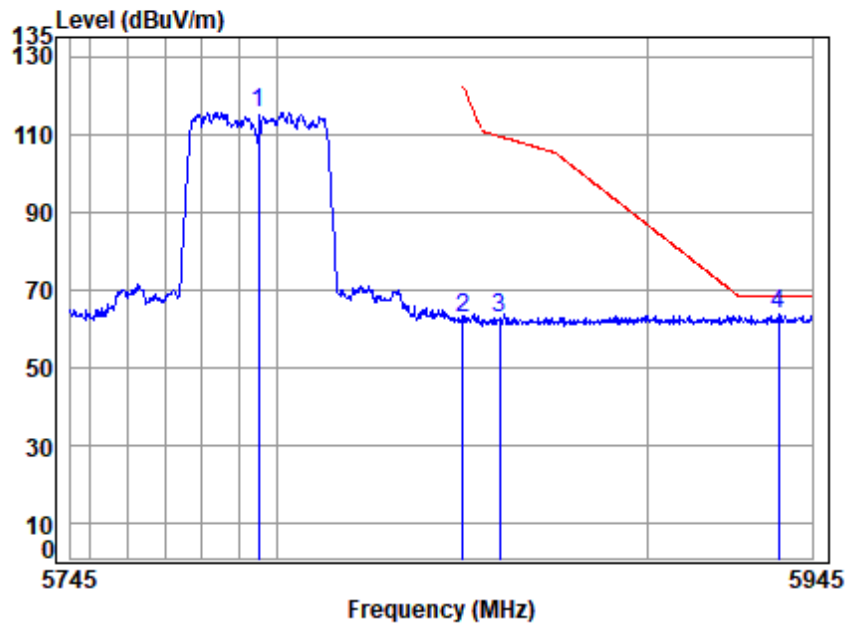


Site : chamber  
Condition: 3m HORIZONTAL  
Job No : 04877AT\00791AT  
Mode : 5795 Band edge  
: 5G WIFI 11AC40

		Cable	Ant	Preamp	Read	Limit	Over	
Freq	Loss	Factor	Factor	Level	Level	Line	Limit	Remark
MHz	dB	dB/m	dB	dBuV	dBuV/m	dBuV/m	dB	
1 5795.000	19.50	34.29	31.60	79.08	101.27	-----	-----	peak
2 5850.000	19.54	34.40	31.63	38.62	60.93	122.20	-61.27	peak
3 5860.000	19.54	34.44	31.64	38.70	61.04	109.40	-48.36	peak
4 p 5925.0096	19.58	34.65	31.67	40.28	62.84	68.20	-5.36	peak



Test Mode: 04; Polarity: Vertical; Modulation:802.11ac; Bandwidth:40MHz; Channel:High



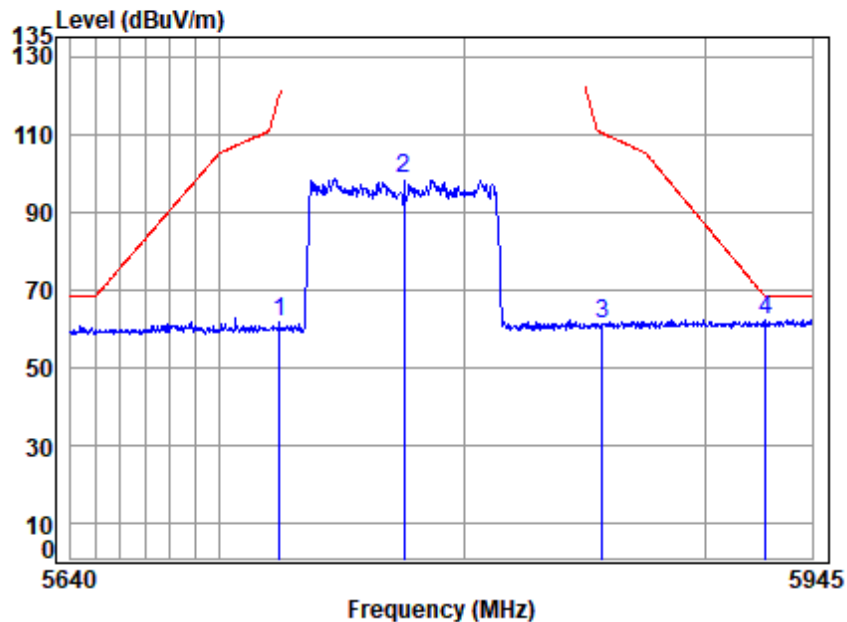
Site : chamber  
Condition: 3m VERTICAL  
Job No : 04877AT\00791AT  
Mode : 5795 Band edge  
: 5G WIFI 11AC40

		Cable	Ant	Preamp	Read	Limit	Over	
Freq	Loss	Factor	Factor	Level	Level	Line	Limit	Remark
MHz	dB	dB/m	dB	dBuV	dBuV/m	dBuV/m	dB	
1	5795.000	19.50	34.29	31.60	93.52	115.71	-----	peak
2	5850.000	19.54	34.40	31.63	40.35	62.66	122.20	-59.54 peak
3	5860.000	19.54	34.44	31.64	40.50	62.84	109.40	-46.56 peak
4 p	5935.852	19.59	34.67	31.67	40.89	63.48	68.20	-4.72 peak





Test Mode: 04; Polarity: Horizontal; Modulation:802.11ac; Bandwidth:80MHz; Channel:middle

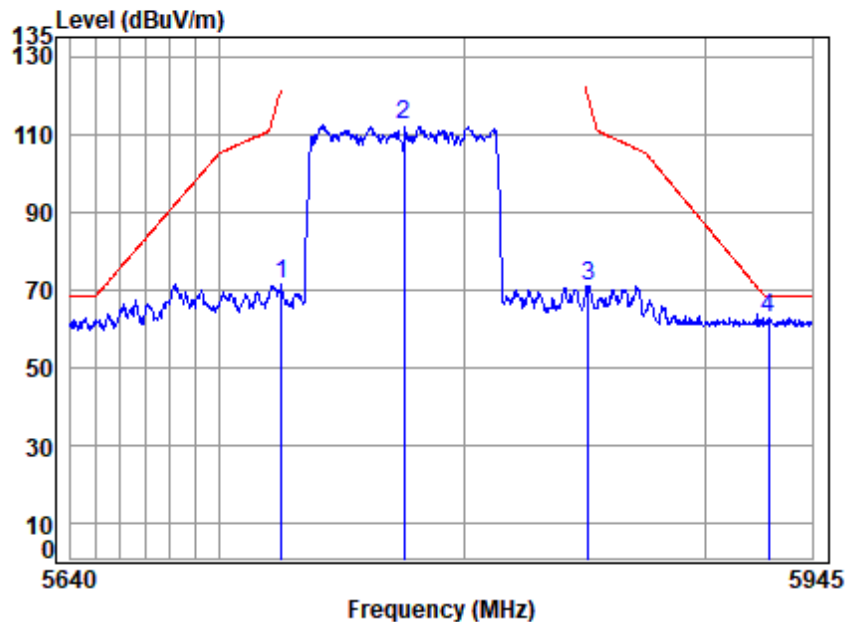


Site : chamber  
 Condition: 3m HORIZONTAL  
 Job No : 04877AT\00791AT  
 Mode : 5775 Band edge  
 : 5G WIFI 11AC80

		Cable	Ant	Preamp	Read	Limit	Over	
	Freq	Loss	Factor	Factor	Level	Level	Line	Limit Remark
	MHz	dB	dB/m	dB	dBuV	dBuV/m	dBuV/m	dB
1	5724.390	19.46	34.25	31.57	39.27	61.41	120.81	-59.40 peak
2	5775.000	19.49	34.25	31.60	76.43	98.57	-----	----- peak
3	5857.049	19.54	34.43	31.63	38.98	61.32	110.23	-48.91 peak
4 p	5925.307	19.58	34.65	31.67	39.63	62.19	68.20	-6.01 peak



Test Mode: 04; Polarity: Vertical; Modulation:802.11ac; Bandwidth:80MHz; Channel:middle

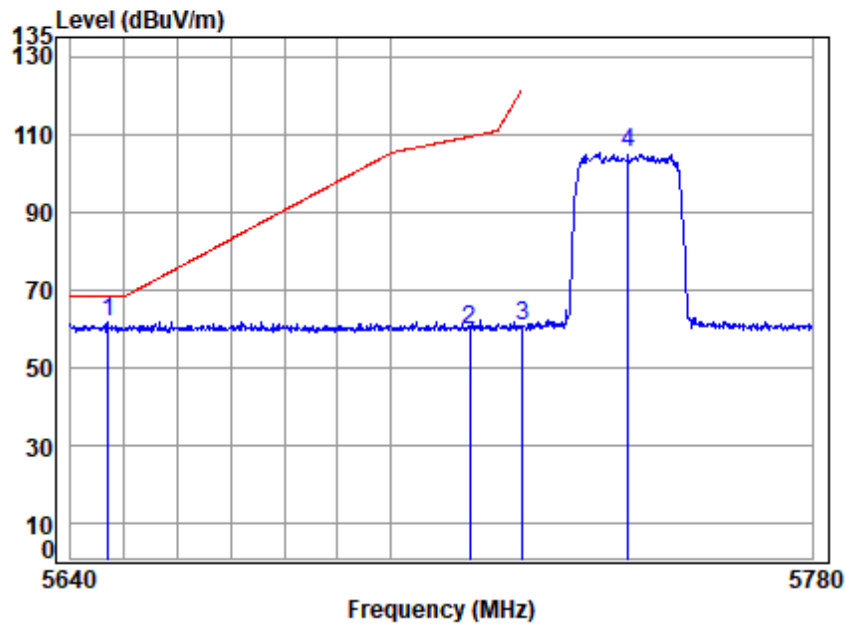


Site : chamber  
Condition: 3m VERTICAL  
Job No : 04877AT\00791AT  
Mode : 5775 Band edge  
: 5G WIFI 11AC80

		Cable	Ant	Preamp	Read	Limit	Over	
Freq	Loss	Factor	Factor	Level	Level	Line	Limit	Remark
MHz	dB	dB/m	dB	dBuV	dBuV/m	dBuV/m	dB	
1	5724.993	19.46	34.25	31.57	49.42	71.56	122.18	-50.62 peak
2	5775.000	19.49	34.25	31.60	90.23	112.37	-----	----- peak
3	5851.191	19.54	34.40	31.63	48.59	70.90	119.48	-48.58 peak
4 p	5926.556	19.58	34.65	31.67	40.12	62.68	68.20	-5.52 peak



Test Mode: 04; Polarity: Horizontal; Modulation:802.11ax(Full RU0); Bandwidth:20MHz; Channel:Low

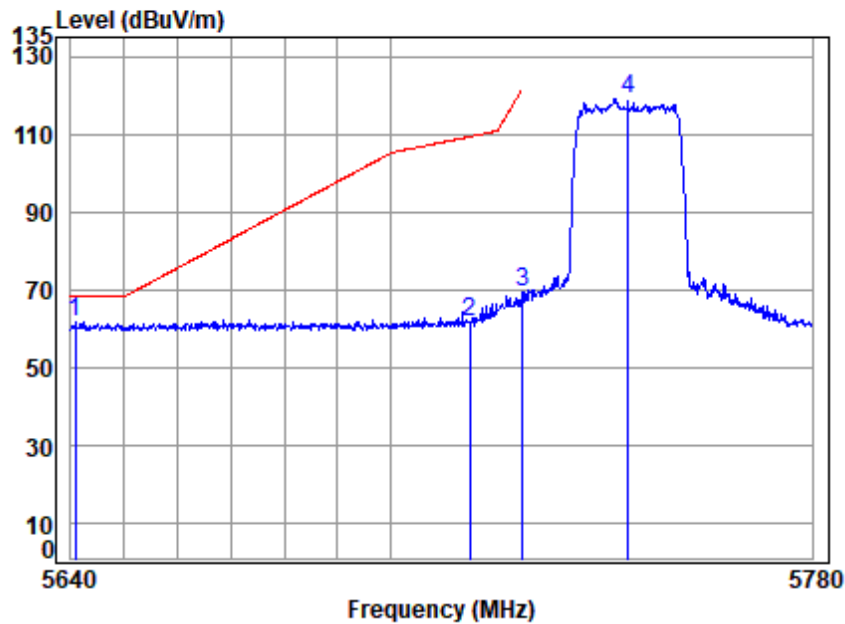


Site : chamber  
Condition: 3m HORIZONTAL  
Job No : 04877AT\00791AT  
Mode : 5745 Band edge  
: 5G WIFI 11AX20

		Cable	Ant	Preamp	Read	Limit	Over	
Freq	Loss	Factor	Factor	Level	Level	Line	Limit	Remark
MHz	dB	dB/m	dB	dBuV	dBuV/m	dBuV/m	dB	
1 p 5646.919	19.41	34.42	31.53	39.25	61.55	68.20	-6.65	peak
2 5715.000	19.45	34.27	31.57	37.55	59.70	109.40	-49.70	peak
3 5725.000	19.46	34.25	31.57	38.64	60.78	122.20	-61.42	peak
4 5745.000	19.47	34.21	31.58	82.98	105.08	-----	-----	peak



Test Mode: 04; Polarity: Vertical; Modulation:802.11ax(Full RU0); Bandwidth:20MHz; Channel:Low



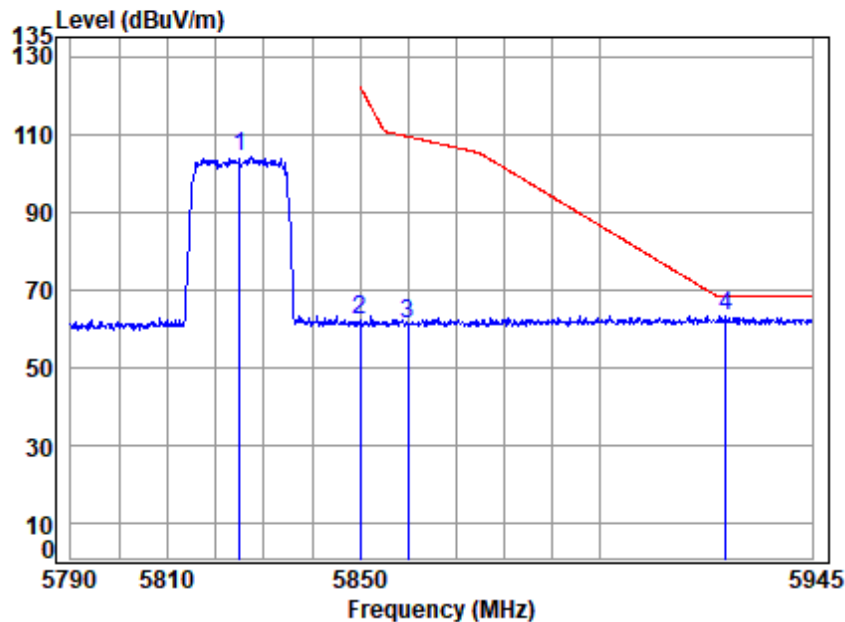
Site : chamber  
Condition: 3m VERTICAL  
Job No : 04877AT\00791AT  
Mode : 5745 Band edge  
: 5G WIFI 11AX20

		Cable	Ant	Preamp	Read	Limit	Over	
Freq	Loss	Factor	Factor	Level	Level	Line	Limit	Remark
MHz	dB	dB/m	dB	dBuV	dBuV/m	dBuV/m	dB	
1 p 5640.830	19.40	34.46	31.53	39.20	61.53	68.20	-6.67	peak
2 5715.000	19.45	34.27	31.57	39.42	61.57	109.40	-47.83	peak
3 5725.000	19.46	34.25	31.57	47.33	69.47	122.20	-52.73	peak
4 5745.000	19.47	34.21	31.58	97.15	119.25	-----	-----	peak





Test Mode: 04; Polarity: Horizontal; Modulation:802.11ax(Full RU0); Bandwidth:20MHz; Channel:High

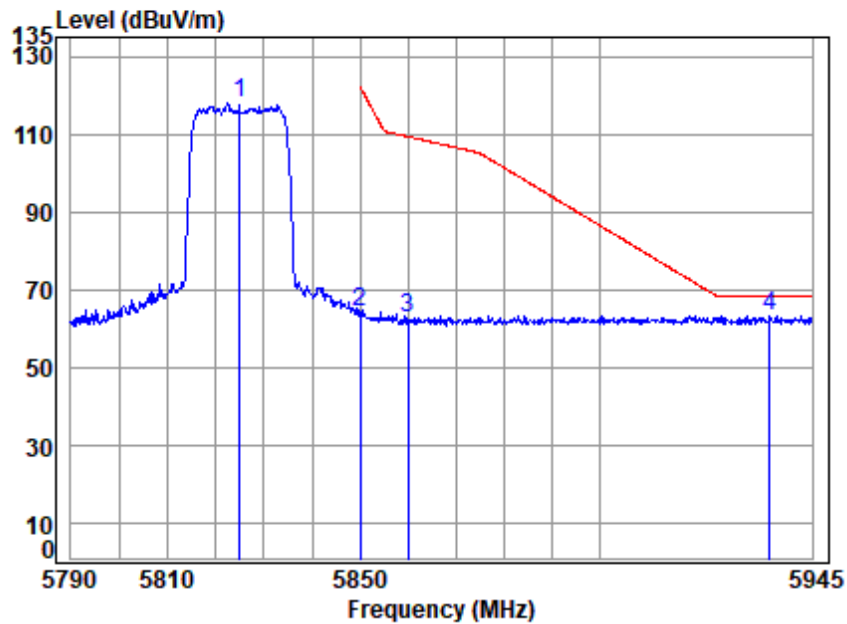


Site : chamber  
Condition: 3m HORIZONTAL  
Job No : 04877AT\00791AT  
Mode : 5825 Band edge  
: 5G WIFI 11AX20

		Cable	Ant	Preamp	Read		Limit	Over	
Freq		Loss	Factor	Factor	Level	Level	Line	Limit	Remark
MHz		dB	dB/m	dB	dBuV	dBuV/m	dBuV/m	dB	
1	5825.000	19.52	34.35	31.62	81.82	104.07	-----	-----	peak
2	5850.000	19.54	34.40	31.63	39.89	62.20	122.20	-60.00	peak
3	5860.000	19.54	34.44	31.64	38.99	61.33	109.40	-48.07	peak
4 p	5926.810	19.58	34.65	31.67	40.51	63.07	68.20	-5.13	peak



Test Mode: 04; Polarity: Vertical; Modulation:802.11ax(Full RU0); Bandwidth:20MHz; Channel:High

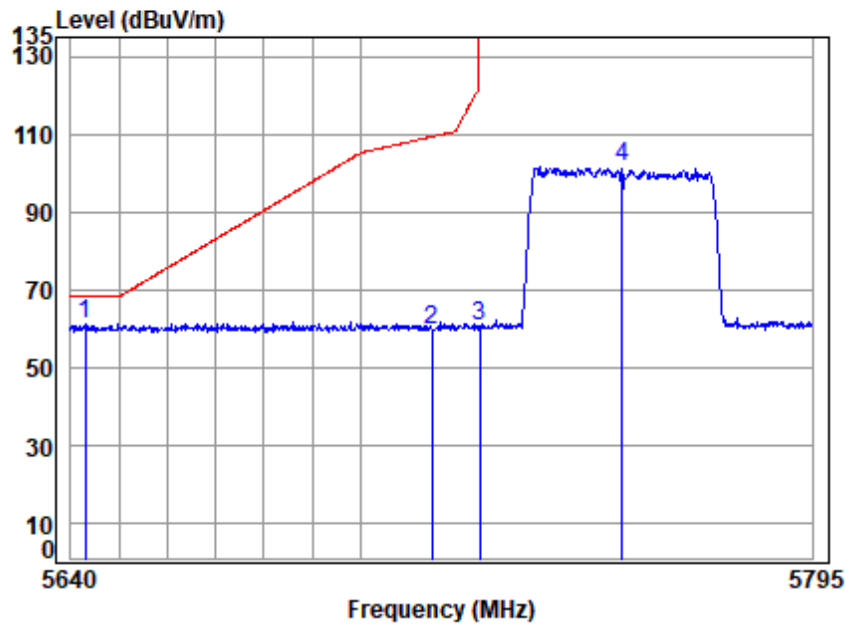


Site : chamber  
Condition: 3m VERTICAL  
Job No : 04877AT\00791AT  
Mode : 5825 Band edge  
: 5G WIFI 11AX20

		Cable	Ant	Preamp	Read	Limit	Over	
Freq	Loss	Factor	Factor	Level	Level	Line	Limit	Remark
MHz	dB	dB/m	dB	dBuV	dBuV/m	dBuV/m	dB	
1 5825.000	19.52	34.35	31.62	95.58	117.83	-----	-----	peak
2 5850.000	19.54	34.40	31.63	41.67	63.98	122.20	-58.22	peak
3 5860.000	19.54	34.44	31.64	40.40	62.74	109.40	-46.66	peak
4 p 5936.055	19.59	34.67	31.67	40.52	63.11	68.20	-5.09	peak



Test Mode: 04; Polarity: Horizontal; Modulation:802.11ax(Full RU0); Bandwidth:40MHz; Channel:Low

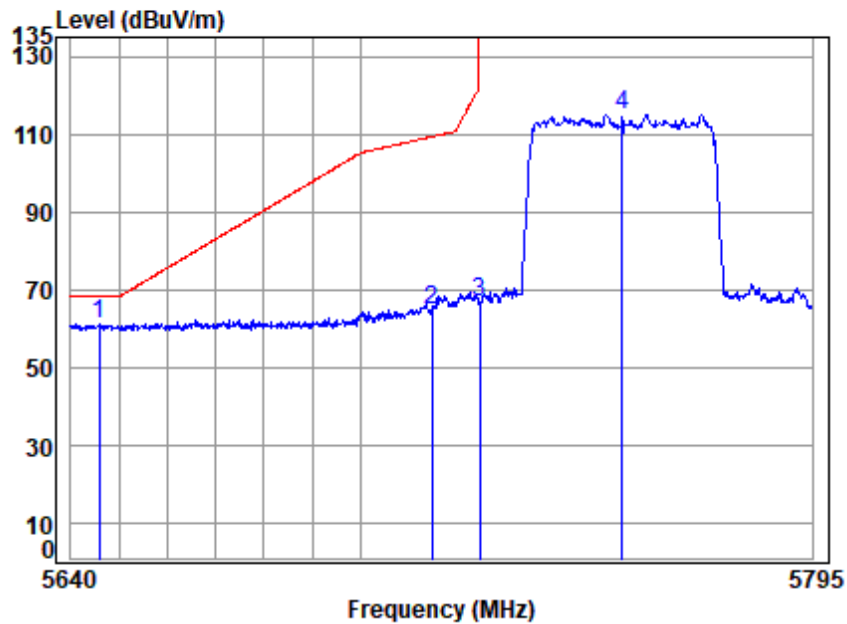


Site : chamber  
Condition: 3m HORIZONTAL  
Job No : 04877AT\00791AT  
Mode : 5755 Band edge  
: 5G WIFI 11AX40

		Cable	Ant	Preamp	Read	Limit	Over	
Freq	Loss	Factor	Factor	Level	Level	Line	Limit	Remark
MHz	dB	dB/m	dB	dBuV	dBuV/m	dBuV/m	dB	
1 p 5642.906	19.40	34.44	31.53	38.84	61.15	68.20	-7.05	peak
2 5715.000	19.45	34.27	31.57	37.49	59.64	109.40	-49.76	peak
3 5725.000	19.46	34.25	31.57	38.18	60.32	122.20	-61.88	peak
4 5755.000	19.48	34.21	31.59	79.60	101.70	-----	-----	peak



Test Mode: 04; Polarity: Vertical; Modulation:802.11ax(Full RU0); Bandwidth:40MHz; Channel:Low



Site : chamber  
Condition: 3m VERTICAL  
Job No : 04877AT\00791AT  
Mode : 5755 Band edge  
: 5G WIFI 11AX40

		Cable	Ant	Preamp	Read	Limit	Over	
	Freq	Loss	Factor	Factor	Level	Level	Line	Limit Remark
	MHz	dB	dB/m	dB	dBuV	dBuV/m	dBuV/m	dB
1 p	5645.813	19.41	34.43	31.53	38.64	60.95	68.20	-7.25 peak
2	5715.000	19.45	34.27	31.57	42.75	64.90	109.40	-44.50 peak
3	5725.000	19.46	34.25	31.57	44.64	66.78	122.20	-55.42 peak
4	5755.000	19.48	34.21	31.59	92.87	114.97	-----	----- peak





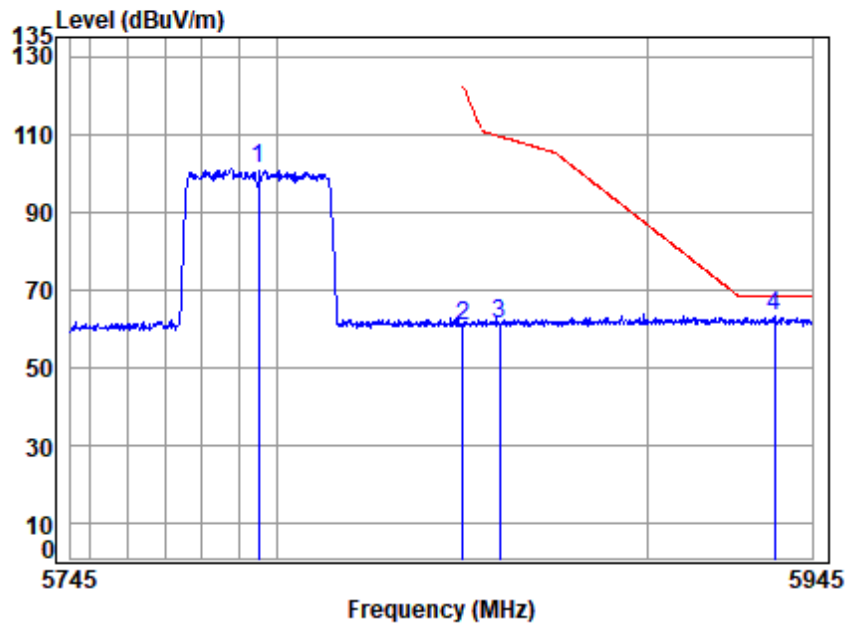
## SGS-CSTC Standards Technical Services Co., Ltd. Shenzhen Branch

SZEMC-TRF-01 Rev. A/1

Report No.: SZCR241200487703

Page: 253 of 1136

Test Mode: 04; Polarity: Horizontal; Modulation:802.11ax(Full RU0); Bandwidth:40MHz; Channel:High



Site : chamber  
Condition: 3m HORIZONTAL  
Job No : 04877AT\00791AT  
Mode : 5795 Band edge  
: 5G WIFI 11AX40

		Cable	Ant	Preamp	Read	Limit	Over	
Freq	Loss	Factor	Factor	Level	Level	Line	Limit	Remark
MHz	dB	dB/m	dB	dBuV	dBuV/m	dBuV/m	dB	
1	5795.000	19.50	34.29	31.60	78.87	101.06	-----	peak
2	5850.000	19.54	34.40	31.63	38.05	60.36	122.20	-61.84 peak
3	5860.000	19.54	34.44	31.64	38.83	61.17	109.40	-48.23 peak
4 p	5934.633	19.59	34.67	31.67	40.38	62.97	68.20	-5.23 peak



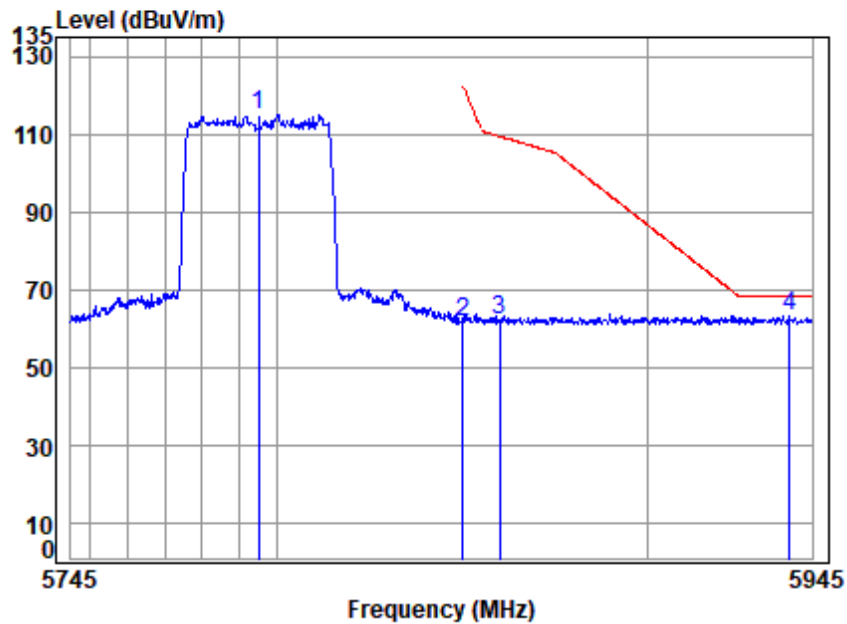
SGS-CSTC Standards Technical Services Co., Ltd.  
Shenzhen Branch Inspection & Testing Services Laboratory

Unless otherwise agreed in writing, this document is issued by the Company subject to its General Conditions of Service printed overleaf, available on request or accessible at <https://www.sgs.com/en/Terms-and-Conditions>. Attention is drawn to the limitation of liability, indemnification and jurisdiction issues defined therein. Any holder of this document is advised that information contained hereon reflects the Company's findings at the time of its intervention only and within the limits of Client's instructions, if any. The Company's sole responsibility is to its Client and this document does not exonerate parties to a transaction from exercising all their rights and obligations under the transaction documents. This document cannot be reproduced except in full, without prior written approval of the Company. Any unauthorized alteration, forgery or falsification of the content or appearance of this document is unlawful and offenders may be prosecuted to the fullest extent of the law. Unless otherwise stated the results shown in this test report refer only to the sample(s) tested and such sample(s) are retained for 30 days only.

Attention: To check the authenticity of testing /inspection report & certificate, please contact us at telephone: (86-755) 8307 1443, or email: [CN.Doccheck@sgs.com](mailto:CN.Doccheck@sgs.com)

No.1 Workshop, M-10, Middle Section, Science & Technology Park, Nanshan District, Shenzhen, Guangdong, China 518057 t (86-755) 26012053 f (86-755) 26710594 www.sgs.com.cn  
中国·广东·深圳市南山区科技园中区M-10栋1号厂房 邮编: 518057 t (86-755) 26012053 f (86-755) 26710594 sgs.china@sgs.com

Test Mode: 04; Polarity: Vertical; Modulation:802.11ax(Full RU0); Bandwidth:40MHz; Channel:High

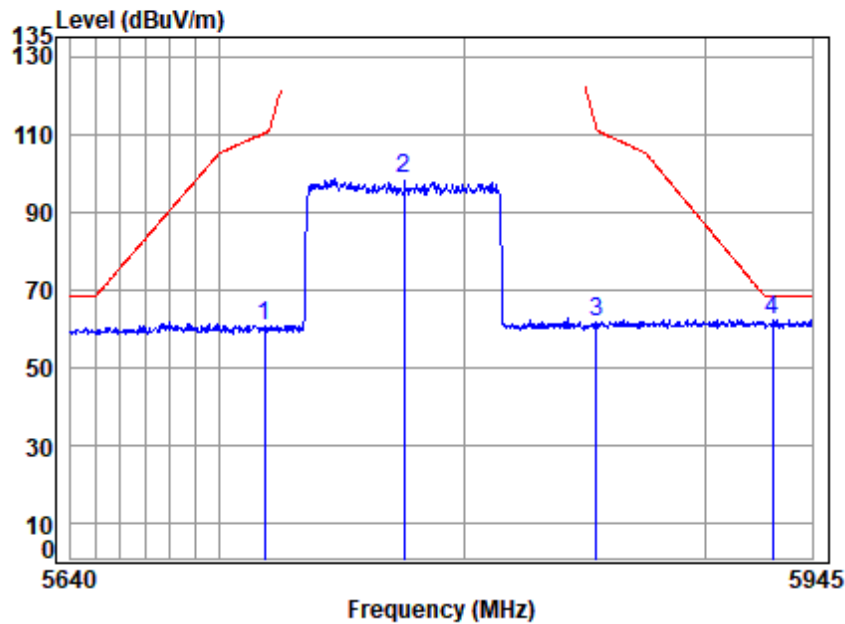


Site : chamber  
Condition: 3m VERTICAL  
Job No : 04877AT\00791AT  
Mode : 5795 Band edge  
: 5G WIFI 11AX40

		Cable	Ant	Preamp	Read	Limit	Over	
Freq	Loss	Factor	Factor	Level	Level	Line	Limit	Remark
MHz	dB	dB/m	dB	dBuV	dBuV/m	dBuV/m	dB	
1	5795.000	19.50	34.29	31.60	93.01	115.20	-----	peak
2	5850.000	19.54	34.40	31.63	39.07	61.38	122.20	-60.82 peak
3	5860.000	19.54	34.44	31.64	39.83	62.17	109.40	-47.23 peak
4 p	5938.697	19.59	34.68	31.67	40.64	63.24	68.20	-4.96 peak



Test Mode: 04; Polarity: Horizontal; Modulation:802.11ax(Full RU0); Bandwidth:80MHz; Channel:middle



Site : chamber  
Condition: 3m HORIZONTAL  
Job No : 04877AT\00791AT  
Mode : 5775 Band edge  
: 5G WIFI 11AX80

		Cable	Ant	Preamp	Read	Limit	Over	
	Freq	Loss	Factor	Factor	Level	Level	Line	Limit Remark
	MHz	dB	dB/m	dB	dBuV	dBuV/m	dBuV/m	dB
1	5718.364	19.45	34.26	31.57	38.63	60.77	110.34	-49.57 peak
2	5775.000	19.49	34.25	31.60	76.25	98.39	-----	----- peak
3	5854.582	19.54	34.42	31.63	39.35	61.68	111.75	-50.07 peak
4 p	5928.429	19.59	34.66	31.67	39.72	62.30	68.20	-5.90 peak



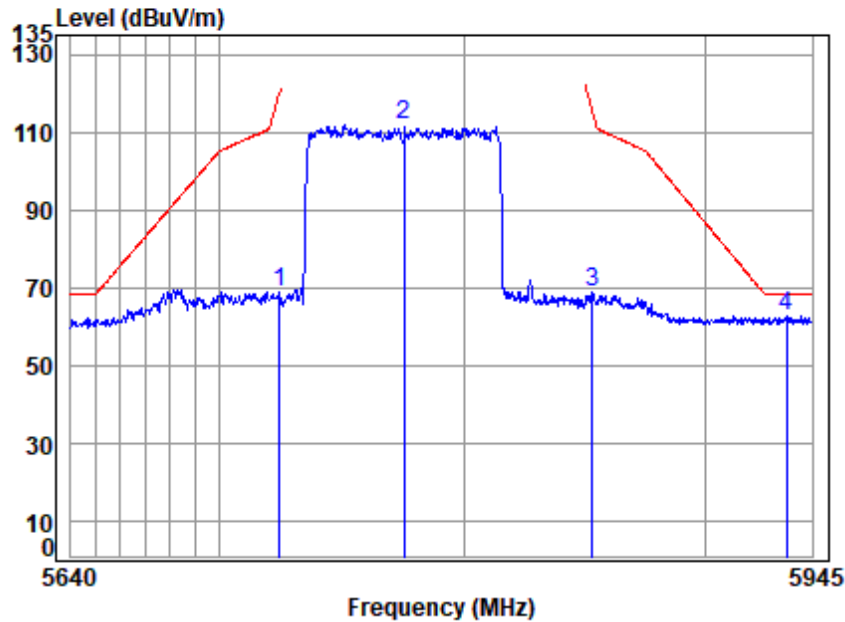
## SGS-CSTC Standards Technical Services Co., Ltd. Shenzhen Branch

SZEMC-TRF-01 Rev. A/1

Report No.: SZCR241200487703

Page: 256 of 1136

Test Mode: 04; Polarity: Vertical; Modulation:802.11ax(Full RU0); Bandwidth:80MHz; Channel:middle



Site : chamber  
Condition: 3m VERTICAL  
Job No : 04877AT\00791AT  
Mode : 5775 Band edge  
: 5G WIFI 11AX80

		Cable	Ant	Preamp	Read		Limit	Over	
	Freq	Loss	Factor	Factor	Level	Level	Line	Limit	Remark
	MHz	dB	dB/m	dB	dBuV	dBuV/m	dBuV/m	dB	
1	5724.088	19.46	34.25	31.57	46.72	68.86	120.12	-51.26	peak
2	5775.000	19.49	34.25	31.60	89.68	111.82	-----	-----	peak
3	5853.041	19.54	34.41	31.63	46.36	68.68	115.27	-46.59	peak
4 p	5934.364	19.59	34.67	31.67	39.97	62.56	68.20	-5.64	peak



SGS-CSTC Standards Technical Services Co., Ltd.  
Shenzhen Branch Inspection & Testing Laboratory

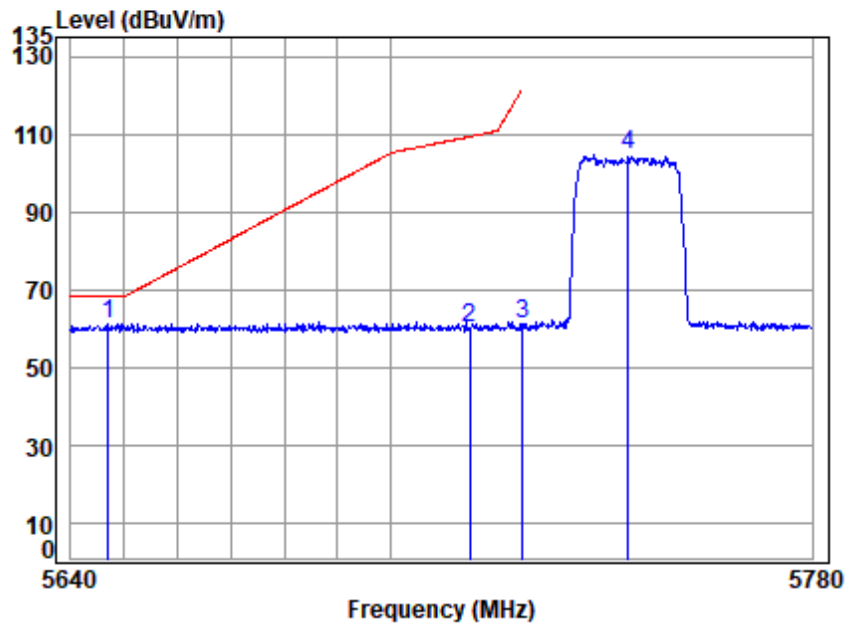
Unless otherwise agreed in writing, this document is issued by the Company subject to its General Conditions of Service printed overleaf, available on request or accessible at <https://www.sgs.com/en/Terms-and-Conditions>. Attention is drawn to the limitation of liability, indemnification and jurisdiction issues defined therein. Any holder of this document is advised that information contained hereon reflects the Company's findings at the time of its intervention only and within the limits of Client's instructions, if any. The Company's sole responsibility is to its Client and this document does not exonerate parties to a transaction from exercising all their rights and obligations under the transaction documents. This document cannot be reproduced except in full, without prior written approval of the Company. Any unauthorized alteration, forgery or falsification of the content or appearance of this document is unlawful and offenders may be prosecuted to the fullest extent of the law. Unless otherwise stated the results shown in this test report refer only to the sample(s) tested and such sample(s) are retained for 30 days only.

Attention: To check the authenticity of testing /inspection report & certificate, please contact us at telephone: (86-755) 8307 1443, or email: [CN.Doccheck@sgs.com](mailto:CN.Doccheck@sgs.com)

No.1 Workshop, M-10, Middle Section, Science & Technology Park, Nanshan District, Shenzhen, Guangdong, China 518057 t (86-755) 26012053 f (86-755) 26710594 www.sgs.com.cn  
中国·广东·深圳市南山区科技园中区M-10栋1号厂房 邮编: 518057 t (86-755) 26012053 f (86-755) 26710594 sgs.china@sgs.com



Test Mode: 04; Polarity: Horizontal; Modulation: 802.11be(Full RU0); Bandwidth: 20MHz; Channel: Low

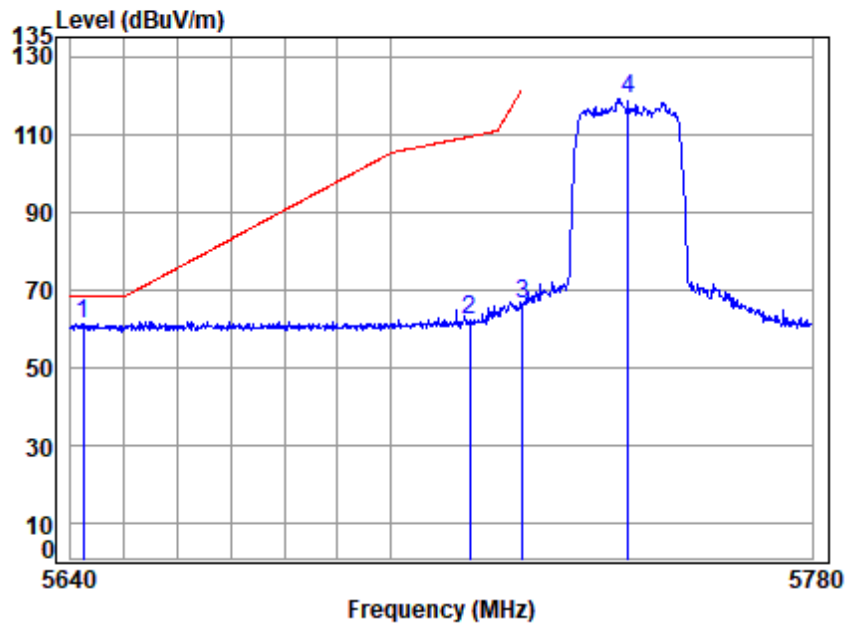


Site : chamber  
Condition: 3m HORIZONTAL  
Job No : 04877AT\00791AT  
Mode : 5745 Band edge  
: 5G WIFI 11BE20

		Cable	Ant	Preamp	Read	Limit	Over	
Freq	Loss	Factor	Factor	Level	Level	Line	Limit	Remark
MHz	dB	dB/m	dB	dBuV	dBuV/m	dBuV/m	dB	
1 p 5647.057	19.41	34.42	31.53	38.78	61.08	68.20	-7.12	peak
2 5715.000	19.45	34.27	31.57	38.15	60.30	109.40	-49.10	peak
3 5725.000	19.46	34.25	31.57	38.80	60.94	122.20	-61.26	peak
4 5745.000	19.47	34.21	31.58	82.44	104.54	-----	-----	peak



Test Mode: 04; Polarity: Vertical; Modulation:802.11be(Full RU0); Bandwidth:20MHz; Channel:Low



Site : chamber  
Condition: 3m VERTICAL  
Job No : 04877AT\00791AT  
Mode : 5745 Band edge  
: 5G WIFI 11BE20

		Cable	Ant	Preamp	Read	Limit	Over	
	Freq	Loss	Factor	Factor	Level	Level	Line	Limit Remark
	MHz	dB	dB/m	dB	dBuV	dBuV/m	dBuV/m	dB
1 p	5642.352	19.40	34.45	31.53	38.85	61.17	68.20	-7.03 peak
2	5715.000	19.45	34.27	31.57	39.72	61.87	109.40	-47.53 peak
3	5725.000	19.46	34.25	31.57	44.32	66.46	122.20	-55.74 peak
4	5745.000	19.47	34.21	31.58	96.85	118.95	-----	----- peak

