14.6 EUT – Top Side Cover Opened View



No	Module	Voltage Used	Remarks
①	RF FWD AGC for W/G (RFAGC-WG)	6.5Vdc	
②	RF FWD Channel Selector (RFCHS)	6.5Vdc	
③	Slave Optical Transceiver unit (SOU)	6.5Vdc	
④	RU RVS Channel Selector (RRCHS)	6.5Vdc	
⑤	RU RVS LNA for W/G (RRLNA-WG)	9Vdc	
⑥	HPA	27Vdc	
⑦	Front-End Filter Unit (FE-Duplexer)		
⑧	PSUs	60-90VAC	
⑨	NMS Controller	9Vdc	
⑩	DC DC Converter	28 VDC	
⑪	Surge Arrester		

14.7 EUT- Internal close view (1) - RF FWD AGC for W/G (RFAGC-WG)

14.8 EUT- Internal close view (2) -RF FWD Channel Selector (RFCHS)

14.9 EUT- Internal close view (3) - Slave Optical Transceiver unit (SOU)

14.10 EUT- Internal close view (4) - RU RVS Channel Selector (RRCHS)

14.11 EUT- Internal close view (5) - RU RVS LNA for W/G (RRLNA-WG)

14.12 EUT- Internal close view (6) – HPA



14.13 EUT- Internal close view (7) - Front-End Filter Unit (FE-Duplexer)



14.14 EUT- Internal close view (8) – PSUs



14.15 EUT- Internal close view (9) - NMS Controller



14.16 EUT- Internal close view (10) - DC DC Converter

******* END OF REPORT *******