

FCC INFORMATION

The Federal Communication Commission Radio Frequency Interference Statement includes the following paragraph:

This equipment has been tested and found to comply with the limits for a Class B digital device, pursuant to part 15 of the FCC Rules.

These limits are designed to provide reasonable protection against harmful interference in a residential installation.

This equipment generates uses and can radiate radio frequency energy and, if not installed and used in accordance with the instructions, may cause harmful interference to radio communications.

However, there is no guarantee that interference will not occur in a particular installation. If this equipment does cause harmful interference to radio or television reception, which can be determined by turning the equipment off and on, the user is encouraged to try to correct the interference by one or more of the following measures:

- Reorient or relocate the receiving antenna.
- Increase the separation between the equipment and receiver.
- Connect the equipment into an outlet on a circuit different from that to which the receiver is connected.
- Consult the dealer or an experienced radio/TV technician for help.

This device complies with part 15 of the FCC Rules. Operation is subject to the following two conditions:

- (1) This device may not cause harmful interference, and
- (2) this device must accept any interference received, including interference that may cause undesired operation.

Any changes or modifications not expressly approved by the party responsible for compliance could void the user's authority to operate the equipment

1. This Transmitter must not be co-located or operating in conjunction with any other antenna or transmitter.
2. This equipment complies with FCC RF radiation exposure limits set forth for an uncontrolled environment. This equipment should be installed and operated with a minimum distance of 20 centimeters between the radiator and your body.

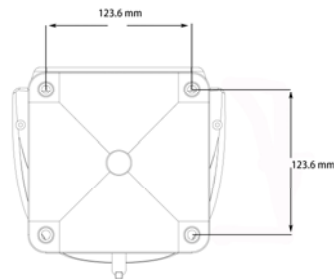
PACKING INCLUDED:

- Model 220s LED Searchlight
- Handheld Wireless Remote Controller
 - TX-SL014GO
- Wired Joystick Controller
 - RX-SL008E

INSTALLATION :

Unit : mm

Screw Hole:9.05



ME-03-0025 V.2019 MAR.

Motorized Remote Control Searchlight

Model 220S Series

INSTRUCTION GUIDE

FEATURES :

LED lighting

360° Unlimited Rotation/135° Tilt

Programmable Handheld Wireless Remote Controller

UV Ray and Saltwater Resistant

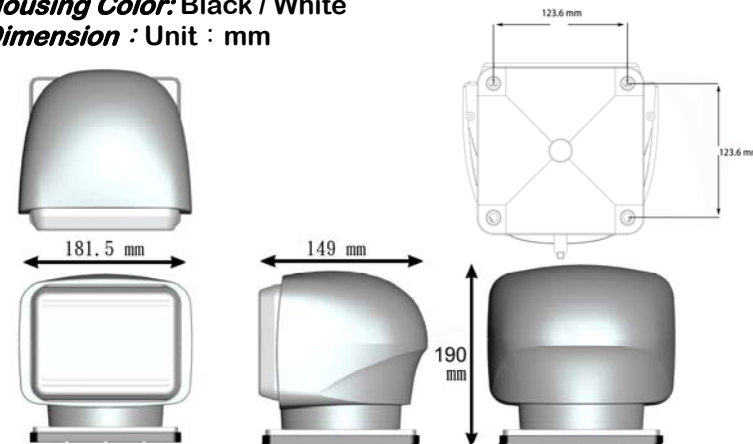
Automatically return to home position when searchlight is turned off

*******Important Notice: If searchlight DC power is cut off (wires disconnected from battery or power supply switched off), after reconnected, make sure to turn on the searchlight, using wireless or wired remote to make a full 360 rotation, in order to reset the home position memory.**

SPECIFICATION :

Housing Color: Black / White

Dimension : Unit : mm



LED module :

LED chips X 10PCS / Watts: 50W

Current consumption: 13.5V 3.3A (MAX) / 28V 1.5A (MAX)

Color Temperature: 5,700~6,000K

Beam Pattern : Spot

Luminous intensity: 350,000 Candelas

Beam distance: 1,183M

Aluminum Housing as Heat Sink

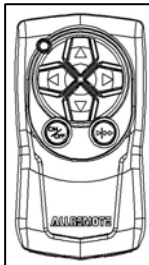
Polycarbonate lens

Power: DC 12V ~ 24V (Multi-voltage)

Weight: 1.9Kgs / 4.2 lbs (Permanent mount)

OPERATION :

Handheld Wireless Remote



1. Operation

Press on/off button to Switch on or off searchlight.

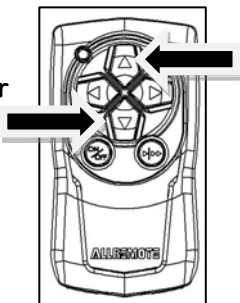
Operate directions of the light beam by pressing the direction buttons.

Up = ▲ Down = ▼ Right = ► Left = ◀

2. Button Fn : Dual speed (Fast / Slow speed switch)

HANDHELD WIRELESS REMOTE PROGRAMMING PROCESS :

1. Switch off DC Power or disconnect from battery.
2. Make sure there is NO other transmitter operating at the same time.
3. Switch on DC Power, within 5 seconds press Remote up ▲ and down ▼ button once simultaneously.
4. Searchlight will flash to acknowledge the Remote, connection has been made.
5. To program the second Remote (up to 4 remotes may be used with the searchlight, programming a fifth will replace the first), within five seconds after the first Remote programmed, press the second Remote up and down button or repeat step 1.



RADIO FREQUENCY : 433.92MHz

Wireless Remote Battery: 23A*2pcs

Wireless Remote Operation Distance: 65M

Dash Mount Wired/Wireless Joystick (Optional)

Wired Joystick= RX-SL008E

