



EXHIBIT 9 APPENDIX E1: TEST SETUP PHOTOS




Figure 9E.1 Phone against the head (Left cheek position)




Figure 9E.2 Phone against the head (Left Tilt position)



Applicant:	Kyocera
FCC ID:	V65S2151
Report #:	CT-S2151-9E1-1112-R0



Figure 9E.3 Phone Closed 15mm Back



Figure 9E.4 Phone Closed 15mm_Front



Applicant:	Kyocera
FCC ID:	V65S2151
Report #:	CT-S2151-9E1-1112-R0




Figure 9E.5 Phone Open 15mm Back



Figure 9E.6 Phone Open Jaw Position