



8. SETUP PHOTOS


RADIATED RF MEASUREMENT SETUP FOR PORTABLE CONFIGURATION




X-AXIS WITH AC ADAPTER PHOTO




Y-AXIS PHOTO




Y-AXIS WITH AC ADAPTER PHOTO



Z-AXIS PHOTO



Z-AXIS WITH AC ADAPTER PHOTO



END OF REPORT