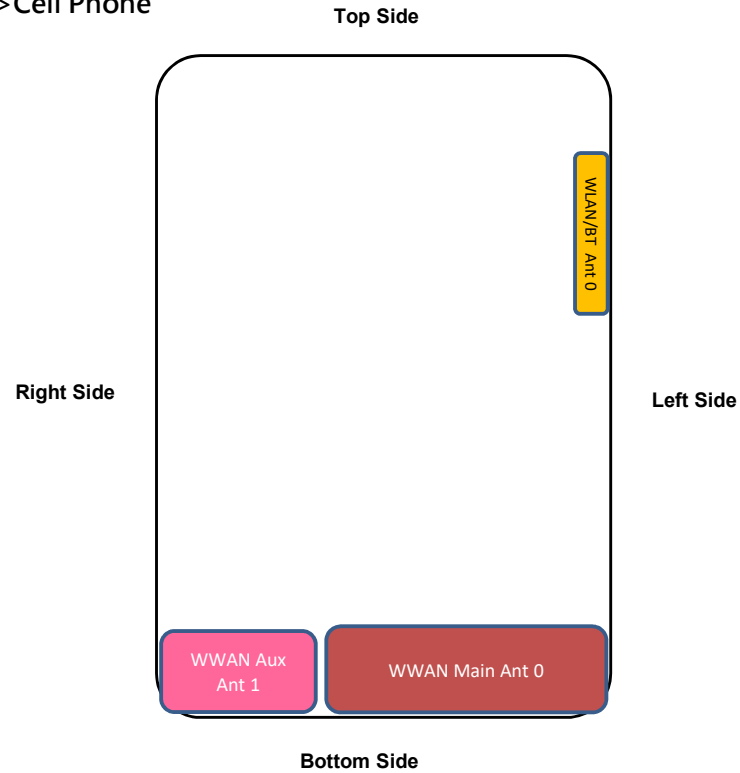


Photographs of EUT and Setup


The photographs of EUT and setup for SAR testing are shown as follows.

<Rear Face View>Cell Phone




Antenna	To Top Side	To Bottom Side	To Left Side	To Right Side	Support Band
	(mm)				
WWAN Main Ant 0	138.50	1.60	1.70	39.00	GSM:850/1900; WCDMA :B2/5; LTE (Tx1):B2/B4/B5/B7/B12/B13/B66/B71; 5G FR1(Tx1):n2/n5/n66/n71
WWAN Aux Ant 1	138.50	1.60	42.90	1.70	LTE(Tx2) :B2/B4/B48/B66 ; 5G FR1(Tx2):n2/n66
WLAN Main Ant 0	24.10	104.00	1.70	63.80	WLAN 2.4GHz/5GHz


<Photographs of Head SAR Test Setup>



Right Cheek of EUT Tested



Right Tilted of EUT Tested



Left Cheek of EUT Tested




Left Tilted of EUT Tested

<Photographs of Body-worn SAR Test Setup>




Front Face of EUT Tested at 15 mm



Rear Face of EUT Tested at 15 mm

<Photographs of Hotspot SAR Test Setup>



<Photographs of Product Specific SAR Test Setup>

