



SGS-CSTC Standards Technical Services Co., Ltd.
Shenzhen Branch

Report No.: SZCR210502109908R1

Page: 1 of 27

TEST REPORT

Application No.: SZCR2105021099AT
Applicant: PAX Technology Limited
Address of Applicant: Room 2416, 24/F., Sun Hung Kai Centre, 30 Harbour, Hong Kong, China
Manufacturer: PAX Computer Technology(Shenzhen) Co., Ltd.
Address of Manufacturer: 4/F, No.3 Building, Software Park, Second Central Science-Tech Road, High-Tech industrial Park, Shenzhen, Guangdong, P.R.C.
Factory: Guangzhou PAX Computer Technology Co., Ltd
Address of Factory: No.2 Bldg, No.113 Jinyang Road, Hualong Town, Panyu, Guangzhou, Guangdong, China
Equipment Under Test (EUT):
EUT Name: Smart Payment Terminal
Model No.: A800
Trade mark: PAX
FCC ID: V5PA800
Standard(s) : 47 CFR Part 2
47 CFR Part 22 subpart H
47 CFR Part 24 subpart E
47 CFR Part 27 subpart C
Date of Receipt: 2021-05-19
Date of Test: 2021-05-21 to 2021-06-01
Date of Issue: 2023-11-20

Test Result:	Pass
---------------------	-------------

* In the configuration tested, the EUT complied with the standards specified above.

This report supersedes our previous report SZCR210502109908, issued on 2021-06-02, which is hereby deemed null and void.

Keny Xu

Keny Xu
EMC Laboratory Manager



Unless otherwise agreed in writing, this document is issued by the Company subject to its General Conditions of Service printed overleaf, available on request or accessible at <http://www.sgs.com/en/Terms-and-Conditions.aspx> and, for electronic format documents, subject to Terms and Conditions for Electronic Documents at <http://www.sgs.com/en/Terms-and-Conditions/Terms-e-Documents.aspx>. Attention is drawn to the limitation of liability, indemnification and jurisdiction issues defined therein. Any holder of this document is advised that information contained hereon reflects the Company's findings at the time of its intervention only and within the limits of Client's instructions, if any. The Company's sole responsibility is to its Client and this document does not exonerate parties to a transaction from exercising all their rights and obligations under the transaction documents. This document cannot be reproduced except in full, without prior written approval of the Company. Any unauthorized alteration, forgery or falsification of the content or appearance of this document is unlawful and offenders may be prosecuted to the fullest extent of the law. Unless otherwise stated the results shown in this test report refer only to the sample(s) tested and such sample(s) are retained for 30 days only.
Attention: To check the authenticity of testing / inspection report & certificate, please contact us at telephone: (86-755) 8307 1443, or email: CN.Doccheck@sgs.com

SGS-CSTC Standards Technical Services Co., Ltd.
Shenzhen Branch EMC Laboratory

No.1 Workshop, M-10, Middle Section, Science & Technology Park, Shenzhen, China 518057 t (86-755) 26012053 f (86-755) 26710594 www.sgsgroup.com.cn
中国·深圳·科技园中区M-10栋一号厂房 邮编: 518057 t (86-755) 26012053 f (86-755) 26710594 sgs.china@sgs.com



SGS-CSTC Standards Technical Services Co., Ltd.
Shenzhen Branch

Report No.: SZCR210502109908R1

Page: 2 of 27

Revision Record				
Version	Chapter	Date	Modifier	Remark
01		2023-11-20		Original

Authorized for issue by:				
		Calvin Weng		
		Calvin Weng /Project Engineer		
		Eric Fu		
		Eric Fu /Reviewer		



Unless otherwise agreed in writing, this document is issued by the Company subject to its General Conditions of Service printed overleaf, available on request or accessible at <http://www.sgs.com/en/Terms-and-Conditions.aspx> and, for electronic format documents, subject to Terms and Conditions for Electronic Documents at <http://www.sgs.com/en/Terms-and-Conditions/Terms-e-Documents.aspx>. Attention is drawn to the limitation of liability, indemnification and jurisdiction issues defined therein. Any holder of this document is advised that information contained hereon reflects the Company's findings at the time of its intervention only and within the limits of Client's instructions, if any. The Company's sole responsibility is to its Client and this document does not exonerate parties to a transaction from exercising all their rights and obligations under the transaction documents. This document cannot be reproduced except in full, without prior written approval of the Company. Any unauthorized alteration, forgery or falsification of the content or appearance of this document is unlawful and offenders may be prosecuted to the fullest extent of the law. Unless otherwise stated the results shown in this test report refer only to the sample(s) tested and such sample(s) are retained for 30 days only.

Attention: To check the authenticity of testing /inspection report & certificate, please contact us at telephone: (86-755) 8307 1443, or email: CN.Doccheck@sgs.com

SGS-CSTC Standards Technical Services Co., Ltd.
Shenzhen Branch (CSTC) Shenzhen Laboratory

No.1 Workshop, M-10, Middle Section, Science & Technology Park, Shenzhen, China 518057 t (86-755) 26012053 f (86-755) 26710594 www.sgs.com.cn
中国·深圳·科技园中区M-10栋一号厂房 邮编: 518057 t (86-755) 26012053 f (86-755) 26710594 sgs.china@sgs.com

Member of the SGS Group (SGS SA)

2 Test Summary

Test Item	FCC Rule No.	Requirements	Verdict
Effective (Isotropic) Radiated Output Power Data	§2.1046 §22.913 §24.232 §27.50(b) §27.50(c) §27.50(d)	ERP≤ 7W(LTE Band 5) EIRP≤ 2W(LTE Band 2) ERP≤ 3W(LTE Band 13) ERP≤ 3W(LTE Band 12,17) EIRP≤ 1W(LTE Band 4)	PASS
Peak-Average Ratio	§22.913 §24.232 §27.50(d)	≤13dB	PASS
Bandwidth	§2.1049(h)	OBW: No limit EBW: No limit	PASS
Band Edge Compliance	§2.1051 §22.917 §24.238 §27.53(c) §27.53(g) §27.53(h)	≤ -13dBm (LTE Band5) ≤ -13dBm (LTE Band2) Refer to clause 6.4 for LTE Band13 ≤ -13dBm (LTE Band12,17) ≤ -13dBm (LTE Band4)	PASS
Spurious emissions at antenna terminals	§2.1051 §22.917 §24.238 §27.53(c) §27.53(g) §27.53(h)	≤ -13dBm (LTE Band5) ≤ -13dBm (LTE Band2) Refer to clause 6.4 for LTE Band13 ≤ -13dBm (LTE Band12,17) ≤ -13dBm (LTE Band4)	PASS
Field strength of spurious radiation	§2.1051 §22.917 §24.238 §27.53(c) §27.53(g) §27.53(h)	≤ -13dBm (LTE Band5) ≤ -13dBm (LTE Band2) Refer to clause 6.4 for LTE Band13 ≤ -13dBm (LTE Band12,17) ≤ -13dBm (LTE Band4)	PASS
Frequency stability	§2.1055 §22.355 §24.235 §27.54	≤ ±2.5ppm.	PASS



3 Contents

	Page
1 COVER PAGE	1
2 TEST SUMMARY	3
3 CONTENTS	4
4 GENERAL INFORMATION	6
4.1 Details of E.U.T.	6
4.2 Test Frequency	7
4.3 Test Environment	9
4.4 Description of Support Units	9
4.5 Measurement Uncertainty	9
4.6 Test Location	10
4.7 Test Facility	10
4.8 Deviation from Standards	10
4.9 Abnormalities from Standard Conditions	10
5 EQUIPMENT LIST	11
6 RADIO SPECTRUM MATTER TEST RESULTS	13
6.1 Effective (Isotropic) Radiated Output Power Data	13
6.1.1 E.U.T. Operation	13
6.1.2 Test Setup Diagram	13
6.1.3 Measurement Data	13
6.2 Peak-Average Ratio	14
6.2.1 E.U.T. Operation	14
6.2.2 Test Setup Diagram	14
6.2.3 Measurement Data	14
6.3 Bandwidth	15
6.3.1 E.U.T. Operation	15
6.3.2 Test Setup Diagram	15
6.3.3 Measurement Data	15
6.4 Band Edge Compliance	16
6.4.1 E.U.T. Operation	16
6.4.2 Test Setup Diagram	16
6.4.3 Measurement Data	16
6.5 Spurious emissions at antenna terminals	17
6.5.1 E.U.T. Operation	17
6.5.2 Test Setup Diagram	17
6.5.3 Measurement Data	17
6.6 Field strength of spurious radiation	18
6.6.1 E.U.T. Operation	18
6.6.2 Test Setup Diagram	18
6.6.3 Measurement Procedure and Data	19



Unless otherwise agreed in writing, this document is issued by the Company subject to its General Conditions of Service printed overleaf, available on request or accessible at <http://www.sgs.com/en/Terms-and-Conditions.aspx> and, for electronic format documents, subject to Terms and Conditions for Electronic Documents at <http://www.sgs.com/en/Terms-and-Conditions/Terms-e-Documents.aspx>. Attention is drawn to the limitation of liability, indemnification and jurisdiction issues defined therein. Any holder of this document is advised that information contained hereon reflects the Company's findings at the time of its intervention only and within the limits of Client's instructions, if any. The Company's sole responsibility is to its Client and this document does not exonerate parties to a transaction from exercising all their rights and obligations under the transaction documents. This document cannot be reproduced except in full, without prior written approval of the Company. Any unauthorized alteration, forgery or falsification of the content or appearance of this document is unlawful and offenders may be prosecuted to the fullest extent of the law. Unless otherwise stated the results shown in this test report refer only to the sample(s) tested and such sample(s) are retained for 30 days only.

or email: CN.Doccheck@sgs.com

No.1 Workshop, M-10, Middle Section, Science & Technology Park, Shenzhen, China 518057 t (86-755) 26012053 f (86-755) 26710594 www.sgsgroup.com.cn
中国·深圳·科技园中区M-10栋一号厂房 邮编: 518057 t (86-755) 26012053 f (86-755) 26710594 sgs.china@sgs.com



**SGS-CSTC Standards Technical Services Co., Ltd.
Shenzhen Branch**

Report No.: SZCR210502109908R1

Page: 5 of 27

6.7	Frequency stability.....	26
6.7.1	E.U.T. Operation.....	26
6.7.2	Test Setup Diagram.....	26
6.7.3	Measurement Data	26
7	PHOTOGRAPHS.....	27
7.1	Test Setup.....	27
7.2	EUT Constructional Details (EUT Photos).....	27



SGS-CSTC Standards Technical Services Co., Ltd.
Shenzhen Branch (CSTC) Laboratory

Unless otherwise agreed in writing, this document is issued by the Company subject to its General Conditions of Service printed overleaf, available on request or accessible at <http://www.sgs.com/en/Terms-and-Conditions.aspx> and, for electronic format documents, subject to Terms and Conditions for Electronic Documents at <http://www.sgs.com/en/Terms-and-Conditions/Terms-e-Document.aspx>. Attention is drawn to the limitation of liability, indemnification and jurisdiction issues defined therein. Any holder of this document is advised that information contained hereon reflects the Company's findings at the time of its intervention only and within the limits of Client's instructions, if any. The Company's sole responsibility is to its Client and this document does not exonerate parties to a transaction from exercising all their rights and obligations under the transaction documents. This document cannot be reproduced except in full, without prior written approval of the Company. Any unauthorized alteration, forgery or falsification of the content or appearance of this document is unlawful and offenders may be prosecuted to the fullest extent of the law. Unless otherwise stated the results shown in this test report refer only to the sample(s) tested and such sample(s) are retained for 30 days only.

Attention: To check the authenticity of testing /inspection report & certificate, please contact us at telephone: (86-755) 8307 1443, or email: CN.Doccheck@sgs.com

No.1 Workshop, M-10, Middle Section, Science & Technology Park, Shenzhen, China 518057 t (86-755) 26012053 f (86-755) 26710594 www.sgsgroup.com.cn
中国·深圳·科技园中区M-10栋一号厂房 邮编: 518057 t (86-755) 26012053 f (86-755) 26710594 sgs.china@sgs.com



4 General Information

4.1 Details of E.U.T.

Power supply:	DC7.2V by li-ion battery(2300mAh) Recharged by AC/DC power adapter Adapter M/N: GLH-PD18W-U Adapter input: AC100-240V, 50/60Hz, 0.5A Adapter output: DC5V/3A, 9V/2A, 12V/1.5A
Cable(s):	USB type C cable: 1m shielded cable without ferrite core
LTE Operation Frequency Band:	LTE FDD Band 2, 4, 5, 12, 13, 17
Modulation Type:	QPSK, 16QAM
LTE Power Class:	Level 3
Antenna Type:	PIFA Antenna
Antenna Gain:	LTE band 2: 0.8dBi; band 4: 0.8dBi; band 5: 0.5dBi; band 12: 0.5dBi; band 13: 0.5dBi; band 17: 0.5dBi;
SIM Card:	This device has dual SIM Card sockets. Both the SIM sockets have been tested. SIM1 was worst case, only record SIM1.
Extreme temp. Tolerance:	-30°C to +50°C
Extreme vol. Limits:	6.8VDC to 8.3VDC (nominal: 7.2VDC)



Unless otherwise agreed in writing, this document is issued by the Company subject to its General Conditions of Service printed overleaf, available on request or accessible at <http://www.sgs.com/en/Terms-and-Conditions.aspx> and, for electronic format documents, subject to Terms and Conditions for Electronic Documents at <http://www.sgs.com/en/Terms-and-Conditions/Terms-e-Documents.aspx>. Attention is drawn to the limitation of liability, indemnification and jurisdiction issues defined therein. Any holder of this document is advised that information contained hereon reflects the Company's findings at the time of its intervention only and within the limits of Client's instructions, if any. The Company's sole responsibility is to its Client and this document does not exonerate parties to a transaction from exercising all their rights and obligations under the transaction documents. This document cannot be reproduced except in full, without prior written approval of the Company. Any unauthorized alteration, forgery or falsification of the content or appearance of this document is unlawful and offenders may be prosecuted to the fullest extent of the law. Unless otherwise stated the results shown in this test report refer only to the sample(s) tested and such sample(s) are retained for 30 days only.

Attention: To check the authenticity of testing / inspection report & certificate, please contact us at telephone: (86-755) 8307 1443, or email: CN.Doccheck@sgs.com

SGS-CSTC Standards Technical Services Co., Ltd.
Shenzhen Branch (CMAA) Calibration Laboratory

No.1 Workshop, M-10, Middle Section, Science & Technology Park, Shenzhen, China 518057 t (86-755) 26012053 f (86-755) 26710594 www.sgsgroup.com.cn
中国·深圳·科技园中区M-10栋一号厂房 邮编: 518057 t (86-755) 26012053 f (86-755) 26710594 sgs.china@sgs.com

4.2 Test Frequency

Test Mode	Nominal Bandwidth (MHz)	RF Channel		
		Low (L)	Middle (M)	High (H)
		MHz	MHz	MHz
LTE FDD Band 2	1.4	1850.7	1880	1909.3
	3	1851.5	1880	1908.5
	5	1852.5	1880	1907.5
	10	1855.0	1880	1905.0
	15	1857.5	1880	1902.5
	20	1860.0	1880	1900.0
Test Mode	Nominal Bandwidth (MHz)	RF Channel		
		Low (L)	Middle (M)	High (H)
		MHz	MHz	MHz
LTE FDD Band 4	1.4	1710.7	1732.5	1754.3
	3	1711.5	1732.5	1753.5
	5	1712.5	1732.5	1752.5
	10	1715.0	1732.5	1750.0
	15	1717.5	1732.5	1747.5
	20	1720.0	1732.5	1745.0
Test Mode	Nominal Bandwidth (MHz)	RF Channel		
		Low (L)	Middle (M)	High (H)
		MHz	MHz	MHz
LTE FDD Band 5	1.4	824.7	836.5	848.3
	3	825.5	836.5	847.5
	5	826.5	836.5	846.5
	10	829.0	836.5	844.0
Test Mode	Nominal Bandwidth (MHz)	RF Channel		
		Low (L)	Middle (M)	High (H)
		MHz	MHz	MHz
LTE FDD Band 12	1.4	699.7	707.5	715.3
	3	700.5	707.5	714.5
	5	701.5	707.5	713.5
	10	704.0	707.5	711.0



SGS-CSTC Standards Technical Services Co., Ltd.
Shenzhen Branch

Report No.: SZCR210502109908R1

Page: 8 of 27

Test mode:	Nominal Bandwidth (MHz)	RF Channel		
		Low (L)	Middle (M)	High (H)
		MHz	MHz	MHz
LTE FDD Band 13	5	779.5	782.0	784.5
	10	/	782.0	/
Test mode:	Nominal Bandwidth (MHz)	RF Channel		
		Low (L)	Middle (M)	High (H)
		MHz	MHz	MHz
LTE FDD Band 17	5	706.5	710.0	713.5
	10	709.0	710.0	711.0



Unless otherwise agreed in writing, this document is issued by the Company subject to its General Conditions of Service printed overleaf, available on request or accessible at <http://www.sgs.com/en/Terms-and-Conditions.aspx> and, for electronic format documents, subject to Terms and Conditions for Electronic Documents at <http://www.sgs.com/en/Terms-and-Conditions/Terms-e-Documents.aspx>. Attention is drawn to the limitation of liability, indemnification and jurisdiction issues defined therein. Any holder of this document is advised that information contained hereon reflects the Company's findings at the time of its intervention only and within the limits of Client's instructions, if any. The Company's sole responsibility is to its Client and this document does not exonerate parties to a transaction from exercising all their rights and obligations under the transaction documents. This document cannot be reproduced except in full, without prior written approval of the Company. Any unauthorized alteration, forgery or falsification of the content or appearance of this document is unlawful and offenders may be prosecuted to the fullest extent of the law. Unless otherwise stated the results shown in this test report refer only to the sample(s) tested and such sample(s) are retained for 30 days only.

Attention: To check the authenticity of testing / inspection report & certificate, please contact us at telephone: (86-755) 8307 1443, or email: CN.Doccheck@sgs.com

SGS-CSTC Standards Technical Services Co., Ltd.
Shenzhen Branch (CSTC) Laboratory

No.1 Workshop, M-10, Middle Section, Science & Technology Park, Shenzhen, China 518057 t (86-755) 26012053 f (86-755) 26710594 www.sgsgroup.com.cn
中国·深圳·科技园中区M-10栋一号厂房 邮编: 518057 t (86-755) 26012053 f (86-755) 26710594 sgs.china@sgs.com

Member of the SGS Group (SGS SA)



4.3 Test Environment

Environment Parameter	Selected Values During Tests	
Relative Humidity	52%	
Atmospheric Pressure:	1015Pa	
Temperature:	TL	-30°C
	TN	+20°C
	TH	+50°C
Voltage:	VL	6.8 V
	VN	7.2 V
	VH	8.3 V

NOTE: VL= lower extreme test voltage
VN= nominal voltage
VH= upper extreme test voltage
TL= lower extreme test temperature
TN= normal temperature
TH= upper extreme test temperature

4.4 Description of Support Units

The EUT has been tested independent unit.

4.5 Measurement Uncertainty

No.	Item	Measurement Uncertainty
1	Radio Frequency	7.25×10^{-8}
2	Duty cycle	0.37%
3	Occupied Bandwidth	3%
4	RF conducted power	0.75dB
5	RF power density	2.84dB
6	Conducted Spurious emissions	0.75dB
7	RF Radiated power	4.5dB (below 1GHz)
		4.8dB (above 1GHz)
8	Radiated Spurious emission test	4.5dB (Below 1GHz)
		4.8dB (Above 1GHz)
9	Temperature test	1°C
10	Humidity test	3%
11	Supply voltages	1.5%
12	Time	3%



SGS-CSTC Standards Technical Services Co., Ltd.
Shenzhen Branch

Unless otherwise agreed in writing, this document is issued by the Company subject to its General Conditions of Service printed overleaf, available on request or accessible at <http://www.sgs.com/en/Terms-and-Conditions.aspx> and, for electronic format documents, subject to Terms and Conditions for Electronic Documents at <http://www.sgs.com/en/Terms-and-Conditions/Terms-e-Documents.aspx>. Attention is drawn to the limitation of liability, indemnification and jurisdiction issues defined therein. Any holder of this document is advised that information contained hereon reflects the Company's findings at the time of its intervention only and within the limits of Client's instructions, if any. The Company's sole responsibility is to its Client and this document does not exonerate parties to a transaction from exercising all their rights and obligations under the transaction documents. This document cannot be reproduced except in full, without prior written approval of the Company. Any unauthorized alteration, forgery or falsification of the content or appearance of this document is unlawful and offenders may be prosecuted to the fullest extent of the law. Unless otherwise stated the results shown in this test report refer only to the sample(s) tested and such sample(s) are retained for 30 days only.

Attention: To check the authenticity of testing / inspection report & certificate, please contact us at telephone: (86-755) 8307 1443, or email: CN.Doccheck@sgs.com

No.1 Workshop, M-10, Middle Section, Science & Technology Park, Shenzhen, China 518057 t (86-755) 26012053 f (86-755) 26710594 www.sgsgroup.com.cn
中国·深圳·科技园中区M-10栋一号厂房 邮编: 518057 t (86-755) 26012053 f (86-755) 26710594 sgs.china@sgs.com



4.6 Test Location

All tests were performed at:

SGS-CSTC Standards Technical Services Co., Ltd., Shenzhen Branch

No. 1 Workshop, M-10, Middle Section, Science & Technology Park, Shenzhen, Guangdong, China.
518057.

Tel: +86 755 2601 2053 Fax: +86 755 2671 0594

No tests were sub-contracted.

4.7 Test Facility

The test facility is recognized, certified, or accredited by the following organizations:

- **A2LA (Certificate No. 3816.01)**

SGS-CSTC Standards Technical Services Co., Ltd., Shenzhen EMC Laboratory is accredited by the American Association for Laboratory Accreditation(A2LA). Certificate No. 3816.01.

- **VCCI**

The 3m Fully-anechoic chamber for above 1GHz, 10m Semi-anechoic chamber for below 1GHz, Shielded Room for Mains Port Conducted Interference Measurement and Telecommunication Port Conducted Interference Measurement of SGS-CSTC Standards Technical Services Co., Ltd. have been registered in accordance with the Regulations for Voluntary Control Measures with Registration No.: G-20026, R-14188, C-12383 and T-11153 respectively.

- **FCC –Designation Number: CN1178**

SGS-CSTC Standards Technical Services Co., Ltd., Shenzhen EMC Laboratory has been recognized as an accredited testing laboratory.

Designation Number: CN1178. Test Firm Registration Number: 406779.

- **Innovation, Science and Economic Development Canada**

SGS-CSTC Standards Technical Services Co., Ltd., Shenzhen EMC Laboratory has been recognized by ISED as an accredited testing laboratory.

CAB identifier: CN0006.

IC#: 4620C.

4.8 Deviation from Standards

None

4.9 Abnormalities from Standard Conditions

None



Unless otherwise agreed in writing, this document is issued by the Company subject to its General Conditions of Service printed overleaf, available on request or accessible at <http://www.sgs.com/en/Terms-and-Conditions.aspx> and, for electronic format documents, subject to Terms and Conditions for Electronic Documents at <http://www.sgs.com/en/Terms-and-Conditions/Terms-e-Documents.aspx>. Attention is drawn to the limitation of liability, indemnification and jurisdiction issues defined therein. Any holder of this document is advised that information contained hereon reflects the Company's findings at the time of its intervention only and within the limits of Client's instructions, if any. The Company's sole responsibility is to its Client and this document does not exonerate parties to a transaction from exercising all their rights and obligations under the transaction documents. This document cannot be reproduced except in full, without prior written approval of the Company. Any unauthorized alteration, forgery or falsification of the content or appearance of this document is unlawful and offenders may be prosecuted to the fullest extent of the law. Unless otherwise stated the results shown in this test report refer only to the sample(s) tested and such sample(s) are retained for 30 days only.

Attention: To check the authenticity of testing /inspection report & certificate, please contact us at telephone: (86-755) 8307 1443, or email: CN.Doccheck@sgs.com

SGS-CSTC Standards Technical Services Co., Ltd.
Shenzhen Branch EMC Laboratory

No.1 Workshop, M-10, Middle Section, Science & Technology Park, Shenzhen, China 518057 t (86-755) 26012053 f (86-755) 26710594 www.sgsgroup.com.cn
中国·深圳·科技园中区M-10栋一号厂房 邮编: 518057 t (86-755) 26012053 f (86-755) 26710594 sgs.china@sgs.com



5 Equipment List

RF conducted test					
Test Equipment	Manufacturer	Model No.	Inventory No.	Cal. Date	Cal. Due date
DC Power Supply	ZhaoXin	PS-3005D	SEM011-05	2020-09-23	2021-09-22
Signal Analyzer (10Hz-40GHz)	Rohde & Schwarz	FSV40	SEM008-04	2021-03-30	2022-03-29
Coaxial Cable	SGS	N/A	SEM031-01	2020-07-10	2021-07-09
Attenuator	Weinschel Associates	WA41	SEM021-09	N/A	N/A
Universal Radio Communication Tester	Rohde & Schwarz	CMW 500	SEM010-03	2021-03-30	2022-03-29
Power Sensor	KEYSIGHT	U2021XA	SEM009-13	2021-04-10	2022-04-09

RE in Chamber(below 1GHz)					
Test Equipment	Manufacturer	Model No.	Inventory No.	Cal. Date	Cal. Due date
3m Semi-Anechoic Chamber	ETS-LINDGREN	N/A	SEM001-01	2020-07-19	2023-07-18
MXE EMI Receiver (20Hz-8.4GHz)	Agilent Technologies	N9038A	SEM004-05	2020-09-23	2021-09-22
BiConiLog Antenna (26-3000MHz)	ETS-LINDGREN	3142C	SEM003-01	2019-05-24	2022-05-23
Substitution Antenna	Schwarzbeck	VULB9168	SEM003-18	2019-08-08	2022-08-07
Pre-amplifier (0.1-1300MHz)	Agilent Technologies	8447D	SEM005-01	2021-03-24	2022-03-23
Measurement Software	AUDIX	e3 V8.2014-6-27	N/A	N/A	N/A
Coaxial Cable	SGS	N/A	SEM025-01	2020-07-10	2021-07-09
Universal Radio Communication Tester	Rohde & Schwarz	CMW 500	SEM010-03	2021-03-30	2022-03-29
Signal Generator	R&S	SMA100A	102174	2020-07-10	2021-07-09



Unless otherwise agreed in writing, this document is issued by the Company subject to its General Conditions of Service printed overleaf, available on request or accessible at <http://www.sgs.com/en/Terms-and-Conditions.aspx> and, for electronic format documents, subject to Terms and Conditions for Electronic Documents at <http://www.sgs.com/en/Terms-and-Conditions/Terms-e-Documents.aspx>. Attention is drawn to the limitation of liability, indemnification and jurisdiction issues defined therein. Any holder of this document is advised that information contained hereon reflects the Company's findings at the time of its intervention only and within the limits of Client's instructions, if any. The Company's sole responsibility is to its Client and this document does not exonerate parties to a transaction from exercising all their rights and obligations under the transaction documents. This document cannot be reproduced except in full, without prior written approval of the Company. Any unauthorized alteration, forgery or falsification of the content or appearance of this document is unlawful and offenders may be prosecuted to the fullest extent of the law. Unless otherwise stated the results shown in this test report refer only to the sample(s) tested and such sample(s) are retained for 30 days only.

Attention: To check the authenticity of testing / inspection report & certificate, please contact us at telephone: (86-755) 8307 1443, or email: CN.Doccheck@sgs.com

SGS-CSTC Standards Technical Services Co., Ltd.
Shenzhen Branch, Laboratory

No.1 Workshop, M-10, Middle Section, Science & Technology Park, Shenzhen, China 518057 t (86-755) 26012053 f (86-755) 26710594 www.sgsgroup.com.cn
中国·深圳·科技园中区M-10栋一号厂房 邮编: 518057 t (86-755) 26012053 f (86-755) 26710594 sgs.china@sgs.com



SGS-CSTC Standards Technical Services Co., Ltd. Shenzhen Branch

Report No.: SZCR210502109908R1

Page: 12 of 27

RE in Chamber(above 1GHz)					
Test Equipment	Manufacturer	Model No.	Inventory No.	Cal. Date	Cal. Due date
3m Semi-Anechoic Chamber	AUDIX	N/A	SEM001-02	2021-03-26	2024-03-25
EXA Signal Analyzer (10Hz-44GHz)	Agilent Technologies Inc	N9010A	SEM004-12	2021-04-10	2022-04-09
Horn Antenna (800MHz-18GHz)	Rohde & Schwarz	HF907	SEM003-07	2021-04-14	2024-04-13
Horn Antenna (15-40GHz)	Schwarzbeck	BBHA 9170	SEM003-15	2020-11-14	2023-11-13
Amplifier (0.1-1300MHz)	HP	8447D	SEM005-02	2020-09-23	2021-09-22
Pre-Amplifier (0.1-26.5GHz)	Compliance Directions Systems Inc.	PAP-0126	SEM004-11	2020-09-23	2021-09-22
Pre-amplifier (26-40GHz)	Compliance Directions Systems Inc.	PAP-2640-50	SEM005-08	2021-03-30	2022-03-29
Universal Radio Communication Tester	Rohde & Schwarz	CMW 500	SEM010-03	2021-03-30	2022-03-29
Measurement Software	AUDIX	e3 V8.2014-6-27	N/A	N/A	N/A
Coaxial Cable	SGS	N/A	SEM026-01	2020-07-10	2021-07-09
Substitution Antenna	Rohde&Schwarz	HF907	SEM003-06	2021-04-17	2024-04-16
Signal Generator	R&S	SMA100A	102174	2020-07-10	2021-07-09

General used equipment					
Equipment	Manufacturer	Model No	Inventory No	Cal Date	Cal Due Date
Humidity/ Temperature Indicator	Shanghai Meteorological Industry Factory	ZJ1-2B	SEM002-04	2020-09-15	2021-09-14
Humidity/ Temperature Indicator	Mingle	N/A	SEM002-08	2020-09-15	2021-09-14
Barometer	Changchun Meteorological Industry Factory	DYM3	SEM002-01	2021-03-30	2022-03-29



Unless otherwise agreed in writing, this document is issued by the Company subject to its General Conditions of Service printed overleaf, available on request or accessible at <http://www.sgs.com/en/Terms-and-Conditions.aspx> and, for electronic format documents, subject to Terms and Conditions for Electronic Documents at <http://www.sgs.com/en/Terms-and-Conditions/Terms-e-Documents.aspx>. Attention is drawn to the limitation of liability, indemnification and jurisdiction issues defined therein. Any holder of this document is advised that information contained hereon reflects the Company's findings at the time of its intervention only and within the limits of Client's instructions, if any. The Company's sole responsibility is to its Client and this document does not exonerate parties to a transaction from exercising all their rights and obligations under the transaction documents. This document cannot be reproduced except in full, without prior written approval of the Company. Any unauthorized alteration, forgery or falsification of the content or appearance of this document is unlawful and offenders may be prosecuted to the fullest extent of the law. Unless otherwise stated the results shown in this test report refer only to the sample(s) tested and such sample(s) are retained for 30 days only.

Attention: To check the authenticity of testing / inspection report & certificate, please contact us at telephone: (86-755) 8307 1443, or email: CN.Doccheck@sgs.com
No.1 Workshop, M-10, Middle Section, Science & Technology Park, Shenzhen, China 518057 t (86-755) 26012053 f (86-755) 26710594 www.sgsgroup.com.cn
中国·深圳·科技园中区M-10栋一号厂房 邮编: 518057 t (86-755) 26012053 f (86-755) 26710594 sgs.china@sgs.com

6 Radio Spectrum Matter Test Results

6.1 Effective (Isotropic) Radiated Output Power Data

Test Requirement: §2.1046, §22.913, §24.232, §27.50(b), §27.50(c), §27.50(d)

Test Method: ANSI C63.26, KDB 971168 D01 v03

Limit:
 ERP ≤ 7W(LTE Band 5)
 EIRP ≤ 2W(LTE Band 2)
 ERP ≤ 3W(LTE Band 13)
 ERP ≤ 3W(LTE Band 12,17)
 EIRP ≤ 1W(LTE Band 4)

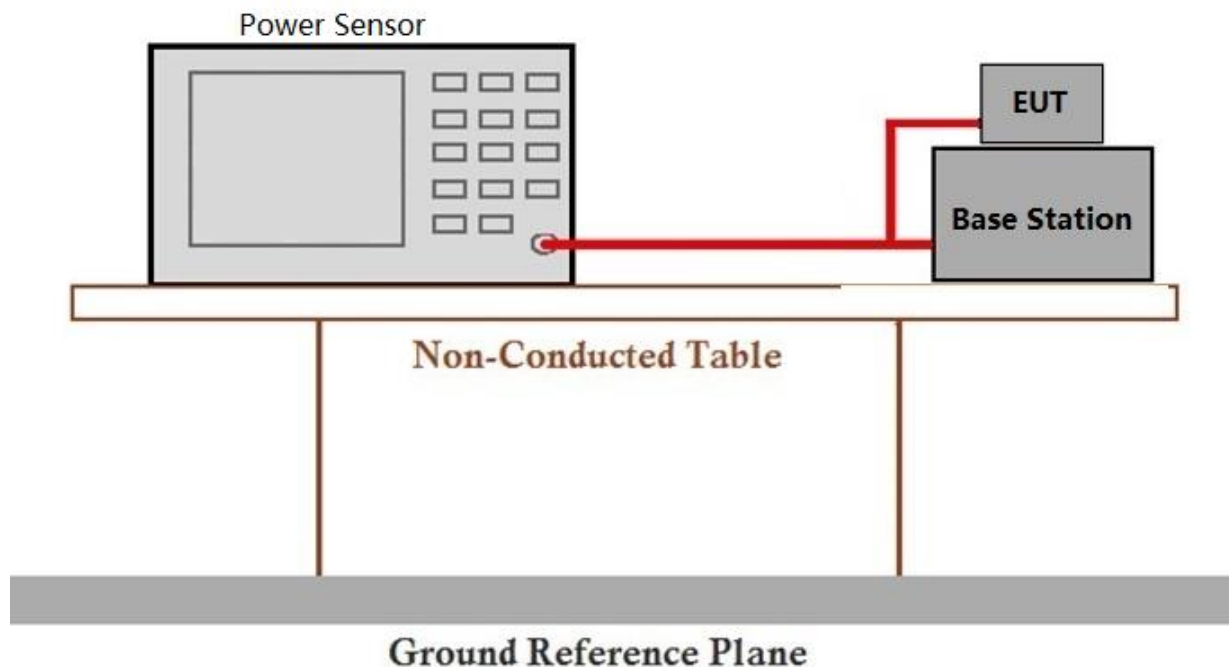
6.1.1 E.U.T. Operation

Operating Environment:

Temperature: 19.5 °C Humidity: 45.5 % RH Atmospheric Pressure: 1010 mbar

Test mode j: Tx mode, Keep the EUT in transmitting mode.

6.1.2 Test Setup Diagram



6.1.3 Measurement Data

Please refer to Appendix_LTE_4G_RF power

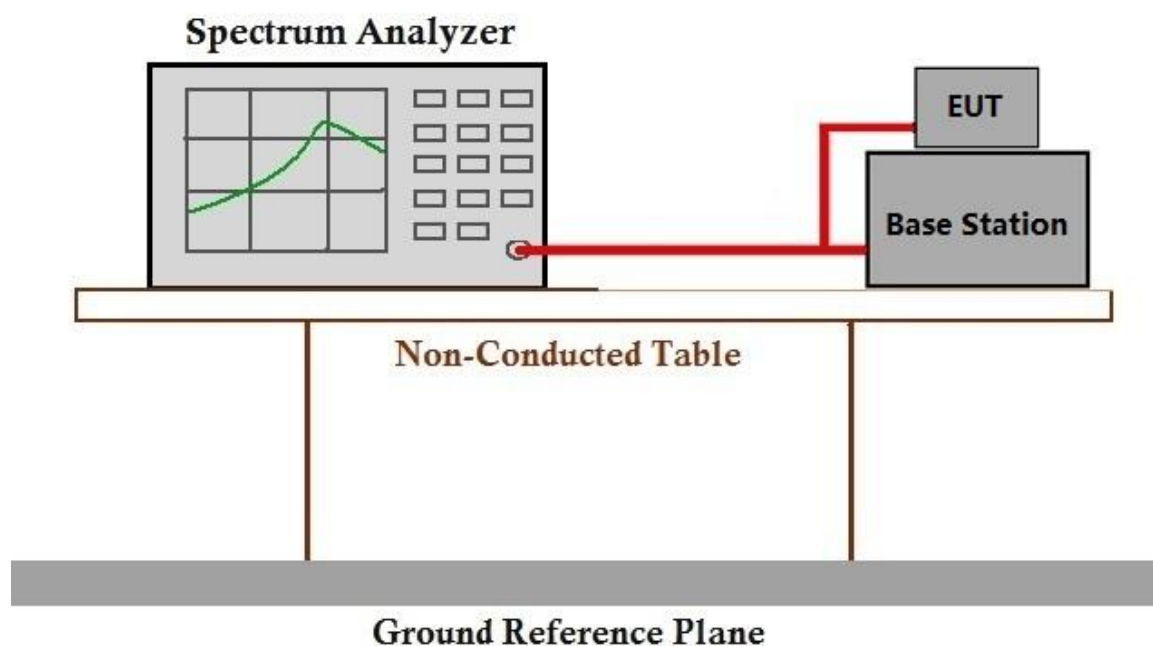
6.2 Peak-Average Ratio

Test Requirement: §22.913, §24.232, §27.50(d)
 Test Method: ANSI C63.26, KDB 971168 D01 v03
 Limit: ≤13dB

6.2.1 E.U.T. Operation

Operating Environment:
 Temperature: 19.5 °C Humidity: 45.5 % RH Atmospheric Pressure: 1010 mbar
 Test mode j: Tx mode, Keep the EUT in transmitting mode.

6.2.2 Test Setup Diagram



6.2.3 Measurement Data

Please refer to Appendix_LTE_4G_PAR

6.3 Bandwidth

Test Requirement: §2.1049(h)
 Test Method: ANSI C63.26, KDB 971168 D01 v03
 Limit: OBW: No limit
 EBW: No limit

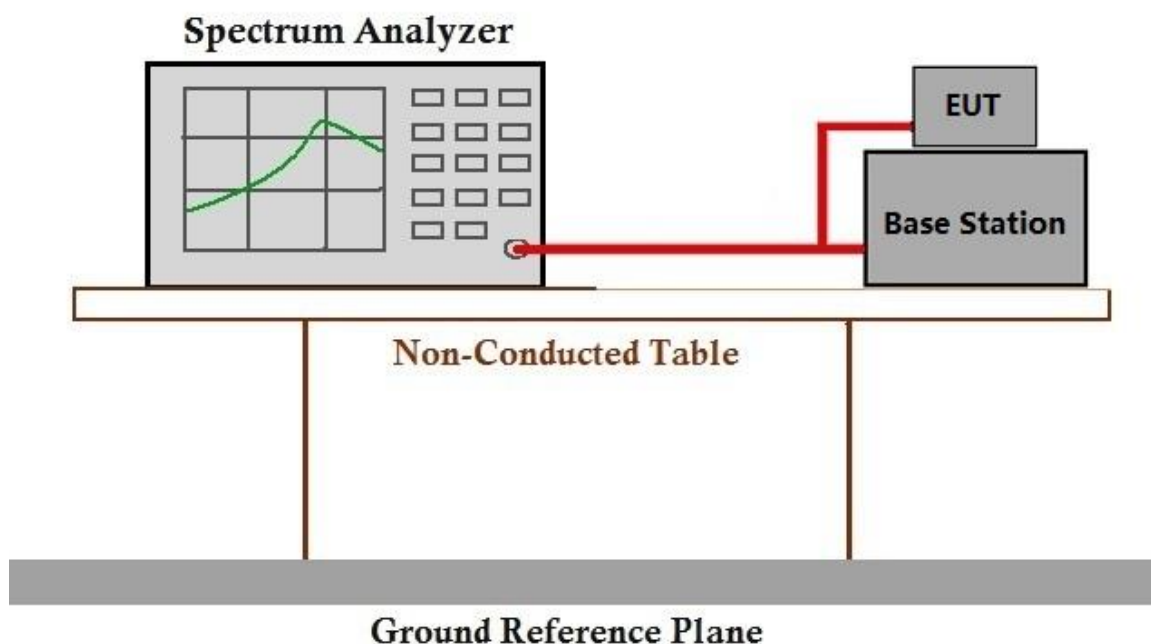
6.3.1 E.U.T. Operation

Operating Environment:

Temperature: 19.5 °C Humidity: 45.5 % RH Atmospheric Pressure: 1010 mbar

Test mode j: Tx mode, Keep the EUT in transmitting mode.

6.3.2 Test Setup Diagram



6.3.3 Measurement Data

Please refer to Appendix_LTE_4G_Bandwidth

6.4 Band Edge Compliance

Test Requirement: §2.1051, §22.917, §24.238, §27.53(c), §27.53(g), §27.53(h)

Test Method: ANSI C63.26, KDB 971168 D01 v03

Limit: $\leq -13\text{dBm}$ (LTE Band2,4,5,12,17)

For band 13:

(1) On any frequency outside the 776–788 MHz band, the power of any emission shall be attenuated outside the band below the transmitter power (P) by at least $43 + 10 \log (P)$ dB;

(2) On all frequencies between 763–775 MHz and 793–805 MHz, by a factor not less than $65 + 10 \log (P)$ dB in a 6.25 kHz band segment, for mobile and portable stations;

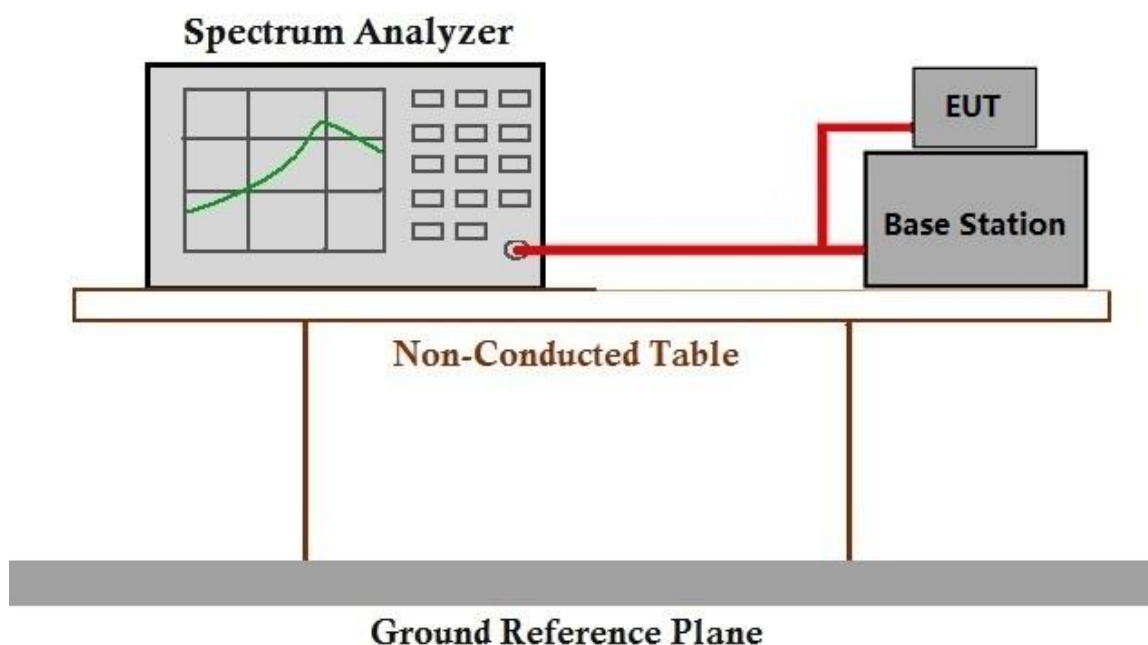
6.4.1 E.U.T. Operation

Operating Environment:

Temperature: 19.5 °C Humidity: 45.5 % RH Atmospheric Pressure: 1010 mbar

Test mode j: Tx mode, Keep the EUT in transmitting mode.

6.4.2 Test Setup Diagram



6.4.3 Measurement Data

Please refer to Appendix_LTE_4G_Spurious emission

6.5 Spurious emissions at antenna terminals

Test Requirement: §2.1051, §22.917, §24.238, §27.53(c), §27.53(g), §27.53(h)

Test Method: ANSI C63.26, KDB 971168 D01 v03

Limit: $\leq -13\text{dBm}$ (LTE Band2,4,5,12,17)

For band 13:

(1) On any frequency outside the 776–788 MHz band, the power of any emission shall be attenuated outside the band below the transmitter power (P) by at least $43 + 10 \log (P)$ dB;

(2) On all frequencies between 763–775 MHz and 793–805 MHz, by a factor not less than $65 + 10 \log (P)$ dB in a 6.25 kHz band segment, for mobile and portable stations;

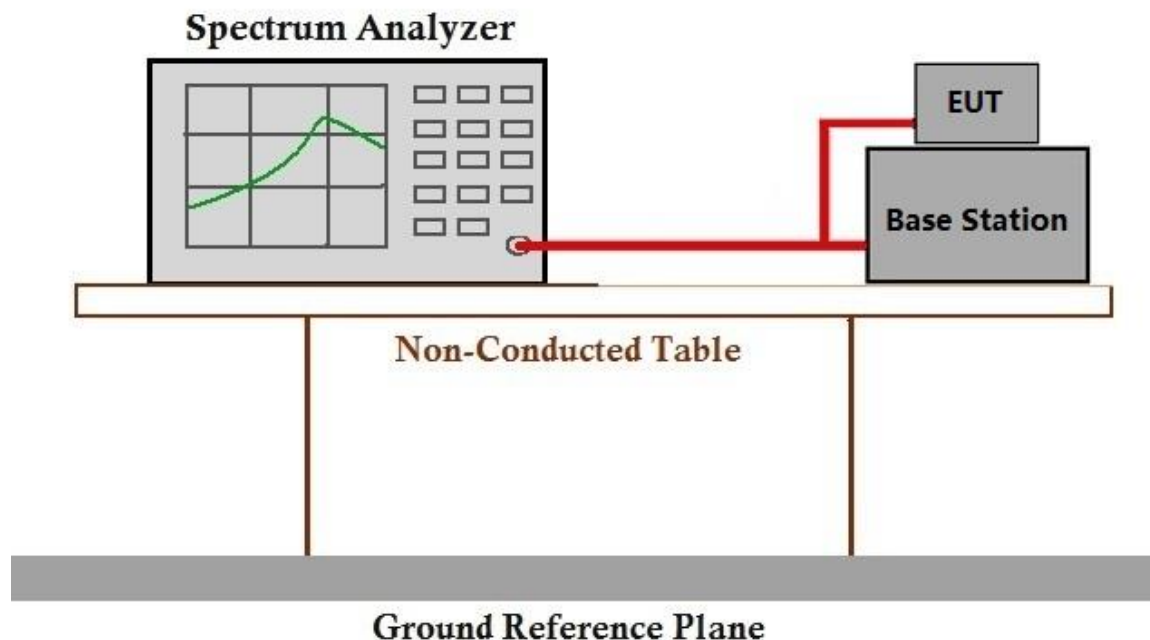
6.5.1 E.U.T. Operation

Operating Environment:

Temperature: 19.5 °C Humidity: 45.5 % RH Atmospheric Pressure: 1010 mbar

Test mode j: Tx mode, Keep the EUT in transmitting mode.

6.5.2 Test Setup Diagram



6.5.3 Measurement Data

Please refer to Appendix_LTE_4G_Spurious emission

6.6 Field strength of spurious radiation

Test Requirement: §2.1051, §22.917, §24.238, §27.53(c), §27.53(g), §27.53(h)

Test Method: ANSI C63.26, KDB 971168 D01 v03

Limit: $\leq -13\text{dBm}$ (LTE Band2,4,5,12,17)

For band 13:

(1) On any frequency outside the 776–788 MHz band, the power of any emission shall be attenuated outside the band below the transmitter power (P) by at least $43 + 10 \log (P)$ dB;

(2) On all frequencies between 763–775 MHz and 793–805 MHz, by a factor not less than $65 + 10 \log (P)$ dB in a 6.25 kHz band segment, for mobile and portable stations;

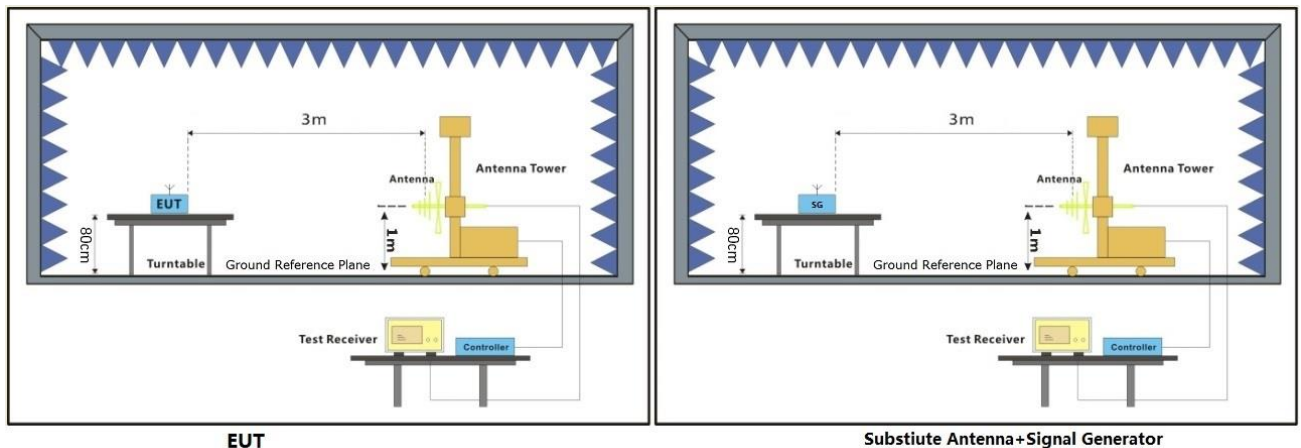
6.6.1 E.U.T. Operation

Operating Environment:

Temperature: 18.5 °C Humidity: 39.5 % RH Atmospheric Pressure: 1010 mbar

Test mode j: Tx mode, Keep the EUT in transmitting mode.

6.6.2 Test Setup Diagram





6.6.3 Measurement Procedure and Data

Test Procedure:

- (1) On a test site, the EUT shall be placed on a turntable and in the position closest to the normal use as declared by the user.
- (2) The test antenna shall be oriented initially for vertical polarization located 3m from the EUT to correspond to the transmitter.
- (3) The output of the antenna shall be connected to the measuring receiver and either a peak or quasi-peak detector was used for the measurement as indicated on the report. The detector selection is based on how close the emission level was approaching the limit.
- (4) The transmitter shall be switched on; if possible, without the modulation and the measurement receiver shall be tuned to the frequency of the transmitter under test.
- (5) The test antenna shall be raised and lowered through the specified range of height until the measuring receiver detects a maximum signal level.
- (6) The transmitter shall then be rotated through 360° in the horizontal plane, until the maximum signal level is detected by the measuring receiver.
- (7) The test antenna shall be raised and lowered again through the specified range of height until the measuring receiver detects a maximum signal level.
- (8) The maximum signal level detected by the measuring receiver shall be noted.
- (9) The measurement shall be repeated with the test antenna set to horizontal polarization.
- (10) Replace the antenna with a proper Antenna (substitution antenna).
- (11) The substitution antenna shall be oriented for vertical polarization and, if necessary, the length of the substitution antenna shall be adjusted to correspond to the frequency of transmitting.
- (12) The substitution antenna shall be connected to a calibrated signal generator.
- (13) If necessary, the input attenuator setting of the measuring receiver shall be adjusted in order to increase the sensitivity of the measuring receiver.
- (14) The test antenna shall be raised and lowered through the specified range of the height to ensure that the maximum signal is received.
- (15) The input signal to substitution antenna shall be adjusted to the level that produces a level detected by the measuring receiver, that is equal to the level noted while the transmitter radiated power was measured, corrected for the change of input attenuation setting of the measuring receiver.
- (16) The input level to the substitution antenna shall be recorded as power level in dBm, corrected for any change of input attenuator setting of the measuring receiver.
- (17) The measurement shall be repeated with the test antenna and the substitution antenna oriented for horizontal polarization.



Unless otherwise agreed in writing, this document is issued by the Company subject to its General Conditions of Service printed overleaf, available on request or accessible at <http://www.sgs.com/en/Terms-and-Conditions.aspx> and, for electronic format documents, subject to Terms and Conditions for Electronic Documents at <http://www.sgs.com/en/Terms-and-Conditions/Terms-e-Documents.aspx>. Attention is drawn to the limitation of liability, indemnification and jurisdiction issues defined therein. Any holder of this document is advised that information contained hereon reflects the Company's findings at the time of its intervention only and within the limits of Client's instructions, if any. The Company's sole responsibility is to its Client and this document does not exonerate parties to a transaction from exercising all their rights and obligations under the transaction documents. This document cannot be reproduced except in full, without prior written approval of the Company. Any unauthorized alteration, forgery or falsification of the content or appearance of this document is unlawful and offenders may be prosecuted to the fullest extent of the law. Unless otherwise stated the results shown in this test report refer only to the sample(s) tested and such sample(s) are retained for 30 days only.

Attention: To check the authenticity of testing / inspection report & certificate, please contact us at telephone: (86-755) 8307 1443, or email: CN.Doccheck@sgs.com



SGS-CSTC Standards Technical Services Co., Ltd.
Shenzhen Branch

Report No.: SZCR210502109908R1

Page: 20 of 27

LTE Band 2-20M Low channel, Modulation: QPSK, 1 RB#0								
Frequency (MHz)	EIRP (dBm)	Limit(dBm)	Over Limit (dB)	S.G. Power (dBm)	Cable loss (dB)	Antenna Gain (dBi)	Polarization (H/V)	Result
3702	-53.68	-13	-40.68	-60.57	0.71	7.6	Horizontal	Pass
5553	-47.9	-13	-34.9	-57.35	0.85	10.3	Horizontal	Pass
7404	-46.23	-13	-33.23	-58.13	1	12.9	Horizontal	Pass
3702	-53.12	-13	-40.12	-60.01	0.71	7.6	Vertical	Pass
5553	-48.78	-13	-35.78	-58.23	0.85	10.3	Vertical	Pass
7404	-46.32	-13	-33.32	-58.22	1	12.9	Vertical	Pass

LTE Band 2-20M Middle channel, Modulation: QPSK, 1 RB#0								
Frequency (MHz)	EIRP (dBm)	Limit(dBm)	Over Limit (dB)	S.G. Power (dBm)	Cable loss (dB)	Antenna Gain (dBi)	Polarization (H/V)	Result
3742	-54.47	-13	-41.47	-61.36	0.71	7.6	Horizontal	Pass
5613	-48.56	-13	-35.56	-58.01	0.85	10.3	Horizontal	Pass
7484	-45.6	-13	-32.6	-57.5	1	12.9	Horizontal	Pass
3742	-51.14	-13	-38.14	-58.03	0.71	7.6	Vertical	Pass
5613	-49.49	-13	-36.49	-58.94	0.85	10.3	Vertical	Pass
7484	-46.55	-13	-33.55	-58.45	1	12.9	Vertical	Pass

LTE Band 2-20M High channel, Modulation: QPSK, 1 RB#0								
Frequency (MHz)	EIRP (dBm)	Limit(dBm)	Over Limit (dB)	S.G. Power (dBm)	Cable loss (dB)	Antenna Gain (dBi)	Polarization (H/V)	Result
3782	-52.84	-13	-39.84	-59.73	0.71	7.6	Horizontal	Pass
5673	-49.05	-13	-36.05	-58.5	0.85	10.3	Horizontal	Pass
7564	-46.12	-13	-33.12	-58.33	0.99	13.2	Horizontal	Pass
3782	-53.1	-13	-40.1	-59.99	0.71	7.6	Vertical	Pass
5673	-49.61	-13	-36.61	-59.06	0.85	10.3	Vertical	Pass
7564	-45.93	-13	-32.93	-58.14	0.99	13.2	Vertical	Pass



Unless otherwise agreed in writing, this document is issued by the Company subject to its General Conditions of Service printed overleaf, available on request or accessible at <http://www.sgs.com/en/Terms-and-Conditions.aspx> and, for electronic format documents, subject to Terms and Conditions for Electronic Documents at <http://www.sgs.com/en/Terms-and-Conditions/Terms-e-Documents.aspx>. Attention is drawn to the limitation of liability, indemnification and jurisdiction issues defined therein. Any holder of this document is advised that information contained hereon reflects the Company's findings at the time of its intervention only and within the limits of Client's instructions, if any. The Company's sole responsibility is to its Client and this document does not exonerate parties to a transaction from exercising all their rights and obligations under the transaction documents. This document cannot be reproduced except in full, without prior written approval of the Company. Any unauthorized alteration, forgery or falsification of the content or appearance of this document is unlawful and offenders may be prosecuted to the fullest extent of the law. Unless otherwise stated the results shown in this test report refer only to the sample(s) tested and such sample(s) are retained for 30 days only.

Attention: To check the authenticity of testing / inspection report & certificate, please contact us at telephone: (86-755) 8307 1443, or email: CN.Doccheck@sgs.com

SGS-CSTC Standards Technical Services Co., Ltd.
Shenzhen Branch (SGS-CSTC) Laboratory

No.1 Workshop, M-10, Middle Section, Science & Technology Park, Shenzhen, China 518057 t (86-755) 26012053 f (86-755) 26710594 www.sgsgroup.com.cn
中国·深圳·科技园中区M-10栋一号厂房 邮编: 518057 t (86-755) 26012053 f (86-755) 26710594 sgs.china@sgs.com

Member of the SGS Group (SGS SA)



SGS-CSTC Standards Technical Services Co., Ltd.
Shenzhen Branch

Report No.: SZCR210502109908R1

Page: 21 of 27

LTE Band 4-20M Low channel, Modulation: QPSK, 1 RB#0								
Frequency (MHz)	EIRP (dBm)	Limit(dBm)	Over Limit (dB)	S.G. Power (dBm)	Cable loss (dB)	Antenna Gain (dBi)	Polarization (H/V)	Result
3422	-53.6	-13	-40.6	-59.15	0.65	6.2	Horizontal	Pass
5133	-48.82	-13	-35.82	-57.6	0.82	9.6	Horizontal	Pass
6844	-47.5	-13	-34.5	-58.35	0.95	11.8	Horizontal	Pass
3422	-53.75	-13	-40.75	-59.3	0.65	6.2	Vertical	Pass
5133	-49.28	-13	-36.28	-58.06	0.82	9.6	Vertical	Pass
6844	-47.86	-13	-34.86	-58.71	0.95	11.8	Vertical	Pass

LTE Band 4-20M Middle channel, Modulation: QPSK, 1 RB#0								
Frequency (MHz)	EIRP (dBm)	Limit(dBm)	Over Limit (dB)	S.G. Power (dBm)	Cable loss (dB)	Antenna Gain (dBi)	Polarization (H/V)	Result
3447	-53.74	-13	-40.74	-59.29	0.65	6.2	Horizontal	Pass
5170.5	-49.07	-13	-36.07	-57.85	0.82	9.6	Horizontal	Pass
6894	-48.55	-13	-35.55	-59.4	0.95	11.8	Horizontal	Pass
3447	-54.45	-13	-41.45	-60	0.65	6.2	Vertical	Pass
5170.5	-49.42	-13	-36.42	-58.2	0.82	9.6	Vertical	Pass
6894	-48.4	-13	-35.4	-59.25	0.95	11.8	Vertical	Pass

LTE Band 4-20M High channel, Modulation: QPSK, 1 RB#0								
Frequency (MHz)	EIRP (dBm)	Limit(dBm)	Over Limit (dB)	S.G. Power (dBm)	Cable loss (dB)	Antenna Gain (dBi)	Polarization (H/V)	Result
3472	-55.2	-13	-42.2	-60.75	0.65	6.2	Horizontal	Pass
5208	-49.89	-13	-36.89	-58.67	0.82	9.6	Horizontal	Pass
6944	-47.44	-13	-34.44	-58.29	0.95	11.8	Horizontal	Pass
3472	-54.16	-13	-41.16	-59.71	0.65	6.2	Vertical	Pass
5208	-49.5	-13	-36.5	-58.28	0.82	9.6	Vertical	Pass
6944	-47.04	-13	-34.04	-57.89	0.95	11.8	Vertical	Pass



Unless otherwise agreed in writing, this document is issued by the Company subject to its General Conditions of Service printed overleaf, available on request or accessible at <http://www.sgs.com/en/Terms-and-Conditions.aspx> and, for electronic format documents, subject to Terms and Conditions for Electronic Documents at <http://www.sgs.com/en/Terms-and-Conditions/Terms-e-Documents.aspx>. Attention is drawn to the limitation of liability, indemnification and jurisdiction issues defined therein. Any holder of this document is advised that information contained hereon reflects the Company's findings at the time of its intervention only and within the limits of Client's instructions, if any. The Company's sole responsibility is to its Client and this document does not exonerate parties to a transaction from exercising all their rights and obligations under the transaction documents. This document cannot be reproduced except in full, without prior written approval of the Company. Any unauthorized alteration, forgery or falsification of the content or appearance of this document is unlawful and offenders may be prosecuted to the fullest extent of the law. Unless otherwise stated the results shown in this test report refer only to the sample(s) tested and such sample(s) are retained for 30 days only.

Attention: To check the authenticity of testing / inspection report and certificate, please contact us at telephone: (86-755) 8307 1443, or email: CN.Doccheck@sgs.com

SGS-CSTC Standards Technical Services Co., Ltd.
Shenzhen Branch (SGS-CSTC) Laboratory

No.1 Workshop, M-10, Middle Section, Science & Technology Park, Shenzhen, China 518057 t (86-755) 26012053 f (86-755) 26710594 www.sgsgroup.com.cn
中国·深圳·科技园中区M-10栋一号厂房 邮编: 518057 t (86-755) 26012053 f (86-755) 26710594 sgs.china@sgs.com

Member of the SGS Group (SGS SA)



SGS-CSTC Standards Technical Services Co., Ltd.
Shenzhen Branch

Report No.: SZCR210502109908R1

Page: 22 of 27

FDD LTE Band 5-Low channel, Modulation: QPSK, Bandwidth: 10MHz, 1 RB#0								
Frequency (MHz)	ERP (dBm)	Limit(dBm)	Over Limit (dB)	S.G. Power (dBm)	Cable loss (dB)	Antenna Gain (dBi)	Polarization (H/V)	Result
1649	-62.83	-13	-49.83	-66.16	0.52	6	Horizontal	Pass
2473.5	-58.28	-13	-45.28	-61.4	0.53	5.8	Horizontal	Pass
3298	-55.05	-13	-42.05	-58.45	0.65	6.2	Horizontal	Pass
1649	-63.17	-13	-50.17	-66.5	0.52	6	Vertical	Pass
2473.5	-58.5	-13	-45.5	-61.62	0.53	5.8	Vertical	Pass
3298	-54.81	-13	-41.81	-58.21	0.65	6.2	Vertical	Pass

FDD LTE Band 5-Middle channel, Modulation: QPSK, Bandwidth: 10MHz, 1 RB#0								
Frequency (MHz)	ERP (dBm)	Limit(dBm)	Over Limit (dB)	S.G. Power (dBm)	Cable loss (dB)	Antenna Gain (dBi)	Polarization (H/V)	Result
1664	-62.45	-13	-49.45	-65.78	0.52	6	Horizontal	Pass
2496	-58.09	-13	-45.09	-61.21	0.53	5.8	Horizontal	Pass
3328	-54.92	-13	-41.92	-58.32	0.65	6.2	Horizontal	Pass
1664	-61.85	-13	-48.85	-65.18	0.52	6	Vertical	Pass
2496	-58.38	-13	-45.38	-61.5	0.53	5.8	Vertical	Pass
3328	-55.38	-13	-42.38	-58.78	0.65	6.2	Vertical	Pass

FDD LTE Band 5-High channel, Modulation: QPSK, Bandwidth: 10MHz, 1 RB#0								
Frequency (MHz)	ERP (dBm)	Limit(dBm)	Over Limit (dB)	S.G. Power (dBm)	Cable loss (dB)	Antenna Gain (dBi)	Polarization (H/V)	Result
1679	-61.88	-13	-48.88	-65.21	0.52	6	Horizontal	Pass
2518.5	-57.99	-13	-44.99	-60.55	0.59	5.3	Horizontal	Pass
3358	-54.96	-13	-41.96	-58.36	0.65	6.2	Horizontal	Pass
1679	-62.37	-13	-49.37	-65.7	0.52	6	Vertical	Pass
2518.5	-59.63	-13	-46.63	-62.19	0.59	5.3	Vertical	Pass
3358	-54.67	-13	-41.67	-58.07	0.65	6.2	Vertical	Pass



Unless otherwise agreed in writing, this document is issued by the Company subject to its General Conditions of Service printed overleaf, available on request or accessible at <http://www.sgs.com/en/Terms-and-Conditions.aspx> and, for electronic format documents, subject to Terms and Conditions for Electronic Documents at <http://www.sgs.com/en/Terms-and-Conditions/Terms-e-Documents.aspx>. Attention is drawn to the limitation of liability, indemnification and jurisdiction issues defined therein. Any holder of this document is advised that information contained hereon reflects the Company's findings at the time of its intervention only and within the limits of Client's instructions, if any. The Company's sole responsibility is to its Client and this document does not exonerate parties to a transaction from exercising all their rights and obligations under the transaction documents. This document cannot be reproduced except in full, without prior written approval of the Company. Any unauthorized alteration, forgery or falsification of the content or appearance of this document is unlawful and offenders may be prosecuted to the fullest extent of the law. Unless otherwise stated the results shown in this test report refer only to the sample(s) tested and such sample(s) are retained for 30 days only.

Attention: To check the authenticity of testing / inspection report and certificate, please contact us at telephone: (86-755) 8307 1443, or email: CN.Doccheck@sgs.com

SGS-CSTC Standards Technical Services Co., Ltd.
Shenzhen Branch (SGS-CSTC) Laboratory

No.1 Workshop, M-10, Middle Section, Science & Technology Park, Shenzhen, China 518057 t (86-755) 26012053 f (86-755) 26710594 www.sgsgroup.com.cn
中国·深圳·科技园中区M-10栋一号厂房 邮编: 518057 t (86-755) 26012053 f (86-755) 26710594 sgs.china@sgs.com

Member of the SGS Group (SGS SA)



SGS-CSTC Standards Technical Services Co., Ltd.
Shenzhen Branch

Report No.: SZCR210502109908R1

Page: 23 of 27

FDD LTE Band 12-Low channel, Modulation: QPSK, Bandwidth: 10MHz, 1 RB#0								
Frequency (MHz)	EIRP (dBm)	Limit(dBm)	Over Limit (dB)	S.G. Power (dBm)	Cable loss (dB)	Antenna Gain (dBi)	Polarization (H/V)	Result
1399	-60.74	-13	-47.74	-60.06	0.43	1.9	Horizontal	Pass
2098.5	-57.44	-13	-44.44	-60.56	0.53	5.8	Horizontal	Pass
2798	-53.88	-13	-40.88	-56.44	0.59	5.3	Horizontal	Pass
1399	-63.14	-13	-50.14	-62.46	0.43	1.9	Vertical	Pass
2098.5	-61.23	-13	-48.23	-64.35	0.53	5.8	Vertical	Pass
2798	-57.36	-13	-44.36	-59.92	0.59	5.3	Vertical	Pass

FDD LTE Band 12-Middle channel, Modulation: QPSK, Bandwidth: 10MHz, 1 RB#0								
Frequency (MHz)	EIRP (dBm)	Limit(dBm)	Over Limit (dB)	S.G. Power (dBm)	Cable loss (dB)	Antenna Gain (dBi)	Frequency (MHz)	Result
1406	-62.96	-13	-49.96	-62.28	0.43	1.9	1406	Pass
2109	-61.46	-13	-48.46	-64.58	0.53	5.8	2109	Pass
2812	-59.86	-13	-46.86	-62.42	0.59	5.3	2812	Pass
1406	-60.94	-13	-47.94	-60.26	0.43	1.9	1406	Pass
2109	-58.59	-13	-45.59	-61.71	0.53	5.8	2109	Pass
2812	-63.13	-13	-50.13	-65.69	0.59	5.3	2812	Pass

FDD LTE Band 12-High channel, Modulation: QPSK, Bandwidth: 10MHz, 1 RB#0								
Frequency (MHz)	EIRP (dBm)	Limit(dBm)	Over Limit (dB)	S.G. Power (dBm)	Cable loss (dB)	Antenna Gain (dBi)	Polarization (H/V)	Result
1413	-62.11	-13	-49.11	-61.43	0.43	1.9	Horizontal	Pass
2119.5	-55.21	-13	-42.21	-58.33	0.53	5.8	Horizontal	Pass
2826	-53.56	-13	-40.56	-56.12	0.59	5.3	Horizontal	Pass
1413	-62.47	-13	-49.47	-61.79	0.43	1.9	Vertical	Pass
2119.5	-57.34	-13	-44.34	-60.46	0.53	5.8	Vertical	Pass
2826	-54.57	-13	-41.57	-57.13	0.59	5.3	Vertical	Pass



Unless otherwise agreed in writing, this document is issued by the Company subject to its General Conditions of Service printed overleaf, available on request or accessible at <http://www.sgs.com/en/Terms-and-Conditions.aspx> and, for electronic format documents, subject to Terms and Conditions for Electronic Documents at <http://www.sgs.com/en/Terms-and-Conditions/Terms-e-Documents.aspx>. Attention is drawn to the limitation of liability, indemnification and jurisdiction issues defined therein. Any holder of this document is advised that information contained hereon reflects the Company's findings at the time of its intervention only and within the limits of Client's instructions, if any. The Company's sole responsibility is to its Client and this document does not exonerate parties to a transaction from exercising all their rights and obligations under the transaction documents. This document cannot be reproduced except in full, without prior written approval of the Company. Any unauthorized alteration, forgery or falsification of the content or appearance of this document is unlawful and offenders may be prosecuted to the fullest extent of the law. Unless otherwise stated the results shown in this test report refer only to the sample(s) tested and such sample(s) are retained for 30 days only.

Attention: To check the authenticity of testing /inspection report & certificate, please contact us at telephone: (86-755) 8307 1443, or email: CN.Doccheck@sgs.com

SGS-CSTC Standards Technical Services Co., Ltd.
Shenzhen Branch (CMAA) Calibration Laboratory

No.1 Workshop, M-10, Middle Section, Science & Technology Park, Shenzhen, China 518057 t (86-755) 26012053 f (86-755) 26710594 www.sgsgroup.com.cn
中国·深圳·科技园中区M-10栋一号厂房 邮编: 518057 t (86-755) 26012053 f (86-755) 26710594 sgs.china@sgs.com

Member of the SGS Group (SGS SA)



SGS-CSTC Standards Technical Services Co., Ltd.
Shenzhen Branch

Report No.: SZCR210502109908R1

Page: 24 of 27

FDD LTE Band 13-Middle channel, Modulation: QPSK, Bandwidth: 10MHz, 1 RB#0								
Frequency (MHz)	EIRP (dBm)	Limit(dBm)	Over Limit (dB)	S.G. Power (dBm)	Cable loss (dB)	Antenna Gain (dBi)	Polarization (H/V)	Result
1555	-63.15	-13	-50.15	-66.48	0.52	6	Horizontal	Pass
2332.5	-60.31	-13	-47.31	-63.43	0.53	5.8	Horizontal	Pass
3110	-54.6	-13	-41.6	-58	0.65	6.2	Horizontal	Pass
1555	-63.77	-13	-50.77	-67.1	0.52	6	Vertical	Pass
2332.5	-61.3	-13	-48.3	-64.42	0.53	5.8	Vertical	Pass
3110	-55.36	-13	-42.36	-58.76	0.65	6.2	Vertical	Pass

FDD LTE Band 17-Low channel, Modulation: QPSK, Bandwidth: 10MHz, 1 RB#0								
Frequency (MHz)	EIRP (dBm)	Limit(dBm)	Over Limit (dB)	S.G. Power (dBm)	Cable loss (dB)	Antenna Gain (dBi)	Polarization (H/V)	Result
1409	-61.67	-13	-48.67	-60.99	0.43	1.9	Horizontal	Pass
2113.5	-60.99	-13	-47.99	-64.11	0.53	5.8	Horizontal	Pass
2818	-56.84	-13	-43.84	-59.4	0.59	5.3	Horizontal	Pass
1409	-62	-13	-49	-61.32	0.43	1.9	Vertical	Pass
2113.5	-61.36	-13	-48.36	-64.48	0.53	5.8	Vertical	Pass
2818	-57.62	-13	-44.62	-60.18	0.59	5.3	Vertical	Pass

FDD LTE Band 17-Middle channel, Modulation: QPSK, Bandwidth: 10MHz, 1 RB#0								
Frequency (MHz)	EIRP (dBm)	Limit(dBm)	Over Limit (dB)	S.G. Power (dBm)	Cable loss (dB)	Antenna Gain (dBi)	Polarization (H/V)	Result
1411	-61.14	-13	-48.14	-60.46	0.43	1.9	Horizontal	Pass
2116.5	-59.72	-13	-46.72	-62.84	0.53	5.8	Horizontal	Pass
2822	-56.39	-13	-43.39	-58.95	0.59	5.3	Horizontal	Pass
1411	-61.89	-13	-48.89	-61.21	0.43	1.9	Vertical	Pass
2116.5	-59.93	-13	-46.93	-63.05	0.53	5.8	Vertical	Pass
2822	-55.15	-13	-42.15	-57.71	0.59	5.3	Vertical	Pass



Unless otherwise agreed in writing, this document is issued by the Company subject to its General Conditions of Service printed overleaf, available on request or accessible at <http://www.sgs.com/en/Terms-and-Conditions.aspx> and, for electronic format documents, subject to Terms and Conditions for Electronic Documents at <http://www.sgs.com/en/Terms-and-Conditions/Terms-e-Documents.aspx>. Attention is drawn to the limitation of liability, indemnification and jurisdiction issues defined therein. Any holder of this document is advised that information contained hereon reflects the Company's findings at the time of its intervention only and within the limits of Client's instructions, if any. The Company's sole responsibility is to its Client and this document does not exonerate parties to a transaction from exercising all their rights and obligations under the transaction documents. This document cannot be reproduced except in full, without prior written approval of the Company. Any unauthorized alteration, forgery or falsification of the content or appearance of this document is unlawful and offenders may be prosecuted to the fullest extent of the law. Unless otherwise stated the results shown in this test report refer only to the sample(s) tested and such sample(s) are retained for 30 days only.

Attention: To check the authenticity of testing /inspection report & certificate, please contact us at telephone: (86-755) 8307 1443, or email: CN.Doccheck@sgs.com

SGS-CSTC Standards Technical Services Co., Ltd.
Shenzhen Branch (SGS-CSTC) Laboratory

No.1 Workshop, M-10, Middle Section, Science & Technology Park, Shenzhen, China 518057 t (86-755) 26012053 f (86-755) 26710594 www.sgsgroup.com.cn
中国·深圳·科技园中区M-10栋一号厂房 邮编: 518057 t (86-755) 26012053 f (86-755) 26710594 sgs.china@sgs.com

Member of the SGS Group (SGS SA)



SGS-CSTC Standards Technical Services Co., Ltd.
Shenzhen Branch

Report No.: SZCR210502109908R1

Page: 25 of 27

FDD LTE Band 17-High channel, Modulation: QPSK, Bandwidth: 10MHz, 1 RB#0								
Frequency (MHz)	EIRP (dBm)	Limit(dBm)	Over Limit (dB)	S.G. Power (dBm)	Cable loss (dB)	Antenna Gain (dBi)	Polarization (H/V)	Result
1413	-62.14	-13	-49.14	-61.46	0.43	1.9	Horizontal	Pass
2119.5	-61.76	-13	-48.76	-64.88	0.53	5.8	Horizontal	Pass
2826	-57	-13	-44	-59.56	0.59	5.3	Horizontal	Pass
1413	-62.25	-13	-49.25	-61.57	0.43	1.9	Vertical	Pass
2119.5	-60.14	-13	-47.14	-63.26	0.53	5.8	Vertical	Pass
2826	-56.46	-13	-43.46	-59.02	0.59	5.3	Vertical	Pass

Note: All modes have been tested and we found QPSK test mode has the worst test result. Only record the worst test result.



Unless otherwise agreed in writing, this document is issued by the Company subject to its General Conditions of Service printed overleaf, available on request or accessible at <http://www.sgs.com/en/Terms-and-Conditions.aspx> and, for electronic format documents, subject to Terms and Conditions for Electronic Documents at <http://www.sgs.com/en/Terms-and-Conditions/Terms-e-Documents.aspx>. Attention is drawn to the limitation of liability, indemnification and jurisdiction issues defined therein. Any holder of this document is advised that information contained hereon reflects the Company's findings at the time of its intervention only and within the limits of Client's instructions, if any. The Company's sole responsibility is to its Client and this document does not exonerate parties to a transaction from exercising all their rights and obligations under the transaction documents. This document cannot be reproduced except in full, without prior written approval of the Company. Any unauthorized alteration, forgery or falsification of the content or appearance of this document is unlawful and offenders may be prosecuted to the fullest extent of the law. Unless otherwise stated the results shown in this test report refer only to the sample(s) tested and such sample(s) are retained for 30 days only.

Attention: To check the authenticity of testing / inspection report & certificate, please contact us at telephone: (86-755) 8307 1443, or email: CN.Doccheck@sgs.com

SGS-CSTC Standards Technical Services Co., Ltd.
Shenzhen Branch (CMAA) Calibration Laboratory

No.1 Workshop, M-10, Middle Section, Science & Technology Park, Shenzhen, China 518057 t (86-755) 26012053 f (86-755) 26710594 www.sgsgroup.com.cn
中国·深圳·科技园中区M-10栋一号厂房 邮编: 518057 t (86-755) 26012053 f (86-755) 26710594 sgs.china@sgs.com

Member of the SGS Group (SGS SA)



6.7 Frequency stability

Test Requirement: §2.1055, §22.355, §24.235, §27.54

Test Method: ANSI C63.26, KDB 971168 D01 v03

Limit: $\leq \pm 2.5\text{ppm}$.

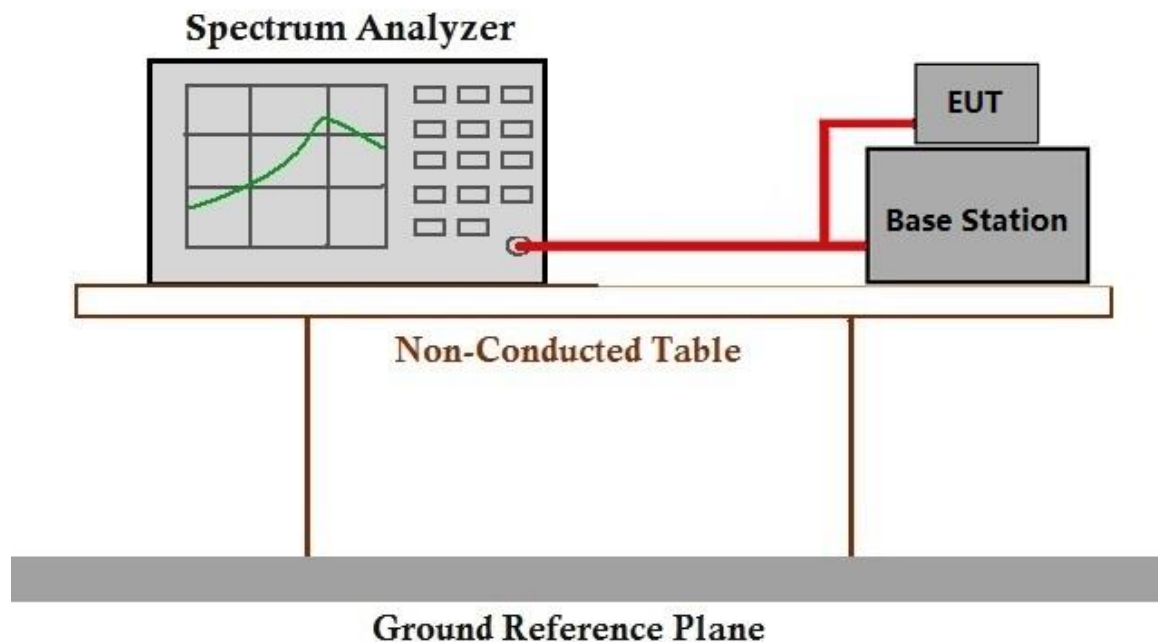
6.7.1 E.U.T. Operation

Operating Environment:

Temperature: 19.5 °C Humidity: 45.5 % RH Atmospheric Pressure: 1010 mbar

Test mode j: Tx mode, Keep the EUT in transmitting mode.

6.7.2 Test Setup Diagram



6.7.3 Measurement Data

Please refer to Appendix_LTE_4G_Frequency stability



Unless otherwise agreed in writing, this document is issued by the Company subject to its General Conditions of Service printed overleaf, available on request or accessible at <http://www.sgs.com/en/Terms-and-Conditions.aspx> and, for electronic format documents, subject to Terms and Conditions for Electronic Documents at <http://www.sgs.com/en/Terms-and-Conditions/Terms-e-Documents.aspx>. Attention is drawn to the limitation of liability, indemnification and jurisdiction issues defined therein. Any holder of this document is advised that information contained hereon reflects the Company's findings at the time of its intervention only and within the limits of Client's instructions, if any. The Company's sole responsibility is to its Client and this document does not exonerate parties to a transaction from exercising all their rights and obligations under the transaction documents. This document cannot be reproduced except in full, without prior written approval of the Company. Any unauthorized alteration, forgery or falsification of the content or appearance of this document is unlawful and offenders may be prosecuted to the fullest extent of the law. Unless otherwise stated the results shown in this test report refer only to the sample(s) tested and such sample(s) are retained for 30 days only.

Attention: To check the authenticity of testing / inspection report & certificate, please contact us at telephone: (86-755) 8307 1443, or email: CN.Doccheck@sgs.com

SGS-CSTC Standards Technical Services Co., Ltd.
Shenzhen Branch Laboratory

No.1 Workshop, M-10, Middle Section, Science & Technology Park, Shenzhen, China 518057 t (86-755) 26012053 f (86-755) 26710594 www.ssgroup.com.cn
中国·深圳·科技园中区M-10栋一号厂房 邮编: 518057 t (86-755) 26012053 f (86-755) 26710594 sgs.china@sgs.com



7 Photographs

7.1 Test Setup

Refer to setup photos for SZCR2105021099AT

7.2 EUT Constructional Details (EUT Photos)

Refer to external and internal photos for SZCR2105021099AT

- End of the Report -



Unless otherwise agreed in writing, this document is issued by the Company subject to its General Conditions of Service printed overleaf, available on request or accessible at <http://www.sgs.com/en/Terms-and-Conditions.aspx> and, for electronic format documents, subject to Terms and Conditions for Electronic Documents at <http://www.sgs.com/en/Terms-and-Conditions/Terms-e-Documents.aspx>. Attention is drawn to the limitation of liability, indemnification and jurisdiction issues defined therein. Any holder of this document is advised that information contained hereon reflects the Company's findings at the time of its intervention only and within the limits of Client's instructions, if any. The Company's sole responsibility is to its Client and this document does not exonerate parties to a transaction from exercising all their rights and obligations under the transaction documents. This document cannot be reproduced except in full, without prior written approval of the Company. Any unauthorized alteration, forgery or falsification of the content or appearance of this document is unlawful and offenders may be prosecuted to the fullest extent of the law. Unless otherwise stated the results shown in this test report refer only to the sample(s) tested and such sample(s) are retained for 30 days only.

Attention: To check the authenticity of testing / inspection report & certificate, please contact us at telephone: (86-755) 8307 1443, or email: CN.Doccheck@sgs.com

SGS-CSTC Standards Technical Services Co., Ltd.
Shenzhen Branch Inspection & Testing Services Laboratory

No.1 Workshop, M-10, Middle Section, Science & Technology Park, Shenzhen, China 518057 t (86-755) 26012053 f (86-755) 26710594 www.sgsgroup.com.cn
中国·深圳·科技园中区M-10栋一号厂房 邮编: 518057 t (86-755) 26012053 f (86-755) 26710594 sgs.china@sgs.com