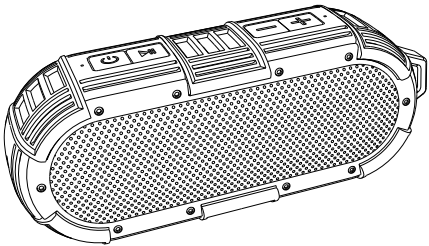


90*58mm



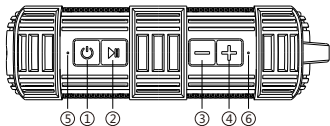
IPX8



BLAST Speaker Instruction Manual

How to use the Speaker

The General Features



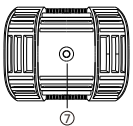
1. On/Off/ Button
Long press this button to power on/off the device.
2. Play/Pause Button/Hand-free Button
Short press this button to play/pause the playing music.
Short press this button to answer the incoming phone call.

3. PREV/Volume Down Button
Short press the button to play the previous track.
Hold in the button to turn down the volume

4. NEXT/Volume Up Button
Short press the button to play the next track.
Hold in the button to turn up the volume.

5. Bluetooth/Charging Indicator light
When the device is turned on, the light turn to blue and flashes.
When the Bluetooth is connected, the light stop flashing and remain blue
When charging the device, the red light turn on.
When the device is fully charged, the red light turn to green.

- 6.MIC
Receive your voice when making phone calls



7. Line-in/charging Interface
Inset the USB cable to charging the speaker.
Inset the 3.5mm audio cable to listen to music.

Pairing Instructions

- Active Bluetooth mode on mobile device and turn speaker on.
Speaker will automatically enter pairing mode.

• Search for the Bluetooth Speaker from your mobile device
- Follow instruction on mobile device to complete pairing. If pass-code is needed,enter“ 0000 ” .

• After the Mobile Device and Bluetooth Speaker connect,sound can be controlled from the Buttons “+” “-” and “ ” .

• If the mobile device has paired with a Bluetooth speaker previously, the match will finish automatically.

Technology Specifications

Speaker:	φ 40mm 4Ω 5W x 2
Bluetooth	.
Frequency response:	115Hz-20KHz
Sensitivity:	80±2 dB
Signal to noise ratio:	≥75 dB
Battery capacity:	2500mAh
Battery voltage:	3.7V
Distortion:	1%
Charging time:	3 hour
Play time:	around 10-12 hours
Size:	180 x 52 x 70 mm

Safety Information:

- Avoid contact with liquids and damp areas
- If speaker is damaged seek professional consultation,do not repair
- Do not take speaker apart to avoid electrocution
- Keep speaker away from flame
- Keep it away from children

FCC Warning

Any Changes or modifications not expressly approved by the party responsible for compliance could void the user's authority to operate the equipment.

This device complies with part 15 of the FCC Rules. Operation is subject to the following two conditions: (1) This device may not cause harmful interference, and (2) this device must accept any interference received, including interference that may cause undesired operation.

FCC Radiation Exposure Statement:

This equipment complies with FCC radiation exposure limits set forth for an

uncontrolled environment. This transmitter must not be co-located or operating in conjunction with any other antenna or transmitter.

Note: This equipment has been tested and found to comply with the limits for a Class B digital device, pursuant to part 15 of the FCC Rules. These limits are designed to provide reasonable protection against harmful interference in a residential installation . This equipment generates uses and can radiate radio frequency energy and, if not installed and used in accordance with the instructions, may cause harmful interference to radio communications. However, there is no guarantee that interference will not occur in a particular installation. If this equipment does cause harmful interference to radio or television reception, which can be determined by turning the equipment off and on, the user is encouraged to try to correct the interference by one or more of the following measures:

—Reorient or relocate the receiving antenna.

—Increase the separation between the equipment and receiver.

—Connect the equipment into an outlet on a circuit different from that to which the receiver is connected.

—Consult the dealer or an experienced radio/TV technician for help.

