


Test setup photo of EUT

1. Photos of Operating Mode



Model name: PLATFORM DUO

2. Photo of Radiated Spurious Emission Test (9 kHz ~ 30 MHz)




3. Photo of Radiated Spurious Emission Test (30 MHz ~ 1 000 MHz)




Model name: PLATFORM DUO

4. Photos of AC Power line emission Test



Model name: PLATFORM DUO

5. Photos of MPE Test



Model name: PLATFORM DUO

Point A



Point B



Model name: PLATFORM DUO

Point C



Point D



Model name: PLATFORM DUO

Point E



Point A to B



Model name: PLATFORM DUO

Point B to C



Point C to D



Model name: PLATFORM DUO

Point D to A



Point A to E



Model name: PLATFORM DUO

Point B to E



Point C to E



Model name: PLATFORM DUO

Point D to E



Model name: PLATFORM DUO