

## **EXHIBIT D - TEST SETUP PHOTOGRAPHS**

---

**Conducted Emission - Front View**




**Conducted Emission - Side View**



**For Charging Mode: Radiated Emission - Front View (30 MHz-1000MHz)**




**For Charging Mode: Radiated Emission - Rear View (30 MHz-1000MHz)**



**For Reciving Mode: Radiated Emission - Front View (30 MHz-1000MHz)**




**For Receiving Mode: Radiated Emission - Rear View (30 MHz-1000MHz)**







**For Transmitting Mode: Radiated Emission - Front View (30 MHz-1000MHz)**



**For Transmitting Mode: Radiated Emission - Rear View (30 MHz-1000MHz)**



**For Transmitting Mode: Radiated Emission - Front View (Above 1 GHz)**



**For Transmitting Mode: Radiated Emission - Rear View (Above 1 GHz)**

