

Streetline Pole-mount repeater user manual

Model SL-RPP

Rev. 1.0

What you need to get started..

MATERIALS:

- One Streetline pole-mount repeater
- Two UV stabilized zip ties rated 50 lbs minimum.

EQUIPMENT:

- Ladder or bucket truck
- Streetline geo location deployment tool

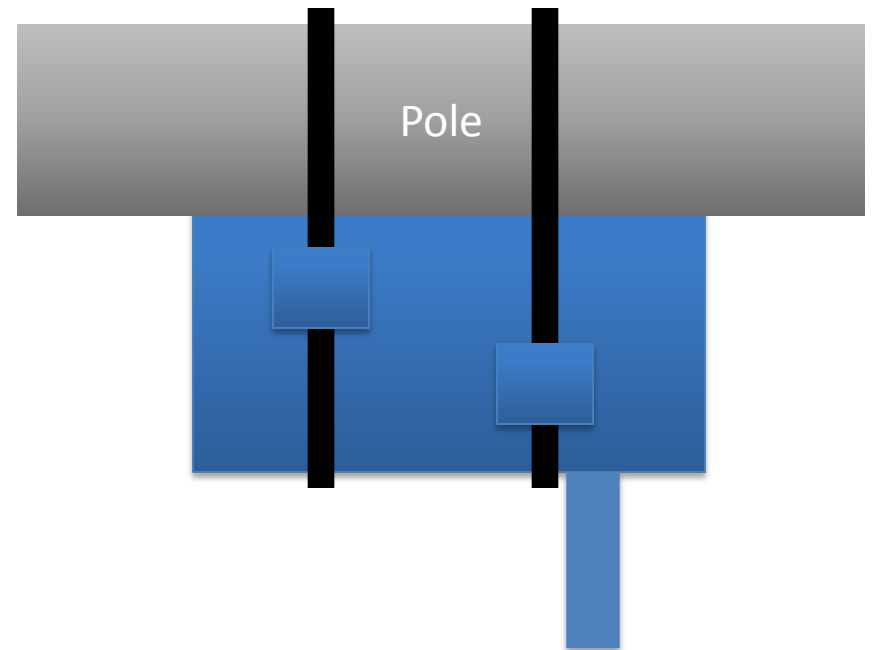
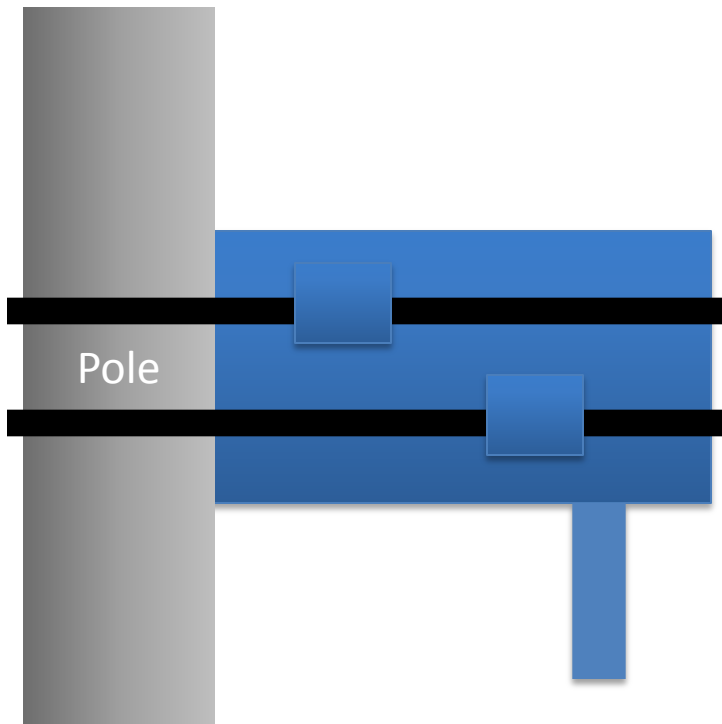
Geocoding the repeater

Before deploying the repeater to the desired location, please geocode and repeater by scanning its barcode at the location at which it will be deployed. Geocoding has no impact on system performance, but it is essential for future maintenance purposes to know exactly where a given repeater is deployed.

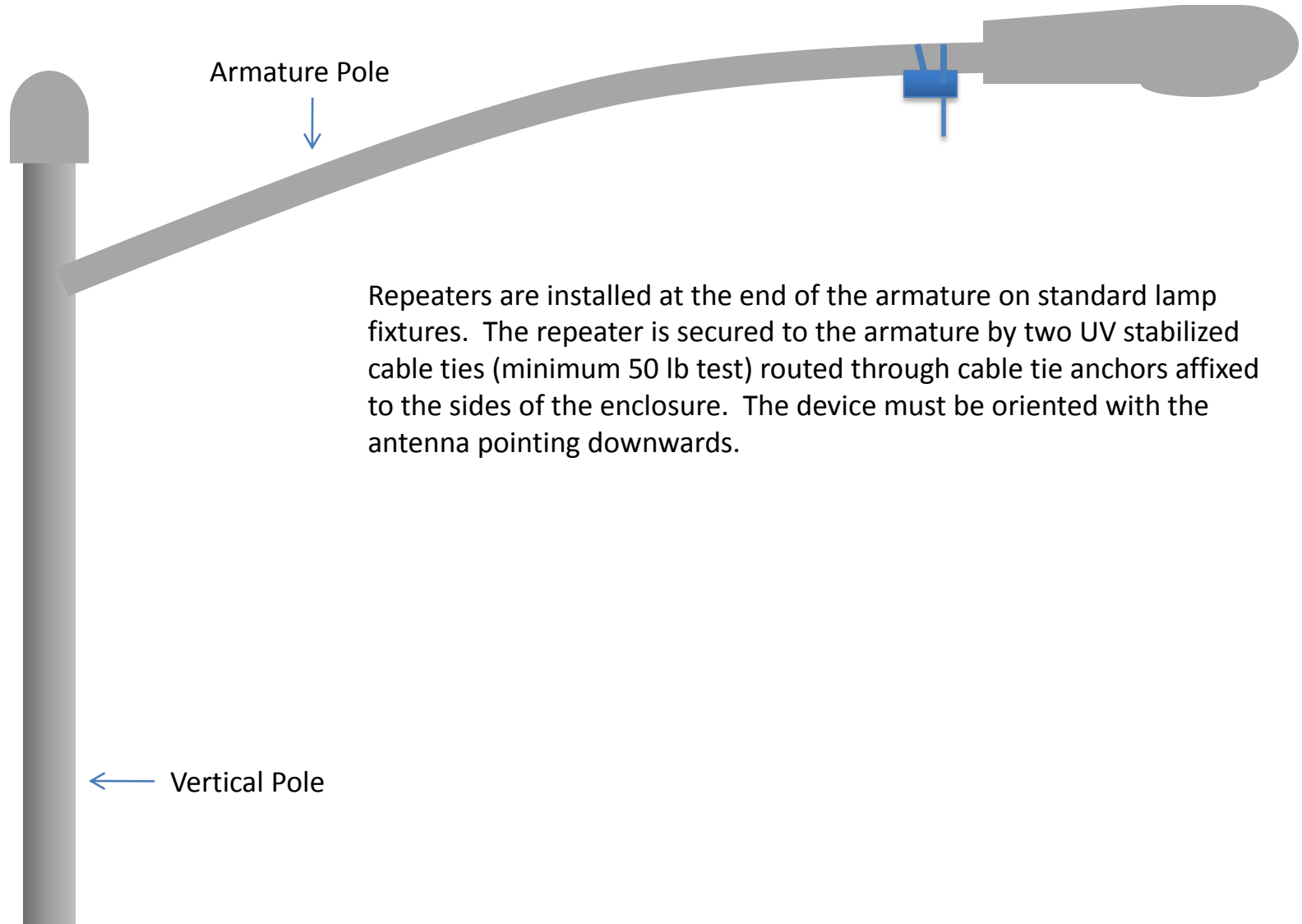
Deploying the repeater

Unlike most electronic devices, the SL-RPP Pole-mount repeater is an ultra-low-power device without a power switch. It arrives in the box fully powered and ready-to-go. Setup is done easily in the following 2 steps:

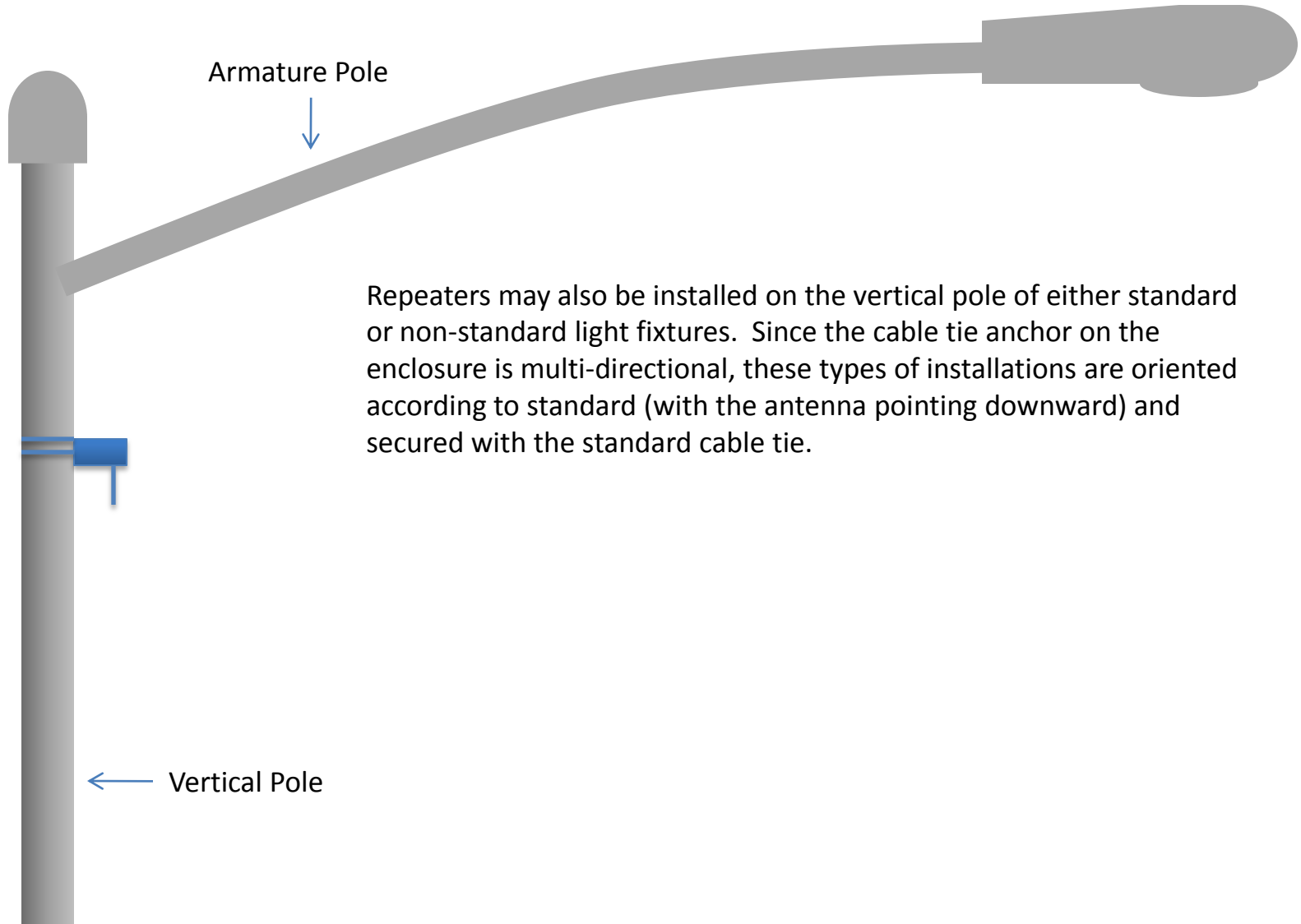
1. Simply remove the repeater and corresponding black UV Stabilized zipties from its packaging.
2. Attach the repeater to the desired pole by wrapping 2 zip ties around both the repeater and the pole through the ziptie guides as shown.



Streetline Repeater: standard fixture (cobrahead)



Streetline Repeater: standard fixture (cobrahead)



Armature Pole



Repeaters may also be installed on the vertical pole of either standard or non-standard light fixtures. Since the cable tie anchor on the enclosure is multi-directional, these types of installations are oriented according to standard (with the antenna pointing downward) and secured with the standard cable tie.



Vertical Pole

Finishing up

System set up is effectively done after deployment. In approximately 1 to 2 hours, the repeater will automatically discover and choose a preinstalled access point to join. Shortly after, it will make itself available for routing traffic for all sensors in range.

Please send the deployment log with the geocoding information to Streetline at your earliest convenience.

Regulatory information

Note: This equipment has been tested and found to comply with the limits for a Class B digital device, pursuant to part 15 of the FCC Rules. These limits are designed to provide reasonable protection against harmful interference in a residential installation. This equipment generates, uses and can radiate radio frequency energy and, if not installed and used in accordance with the instructions, may cause harmful interference to radio communications. However, there is no guarantee that interference will not occur in a particular installation.

Please do not modify the product without first contacting Streetline for approval. Modification of the product may result in violation of FCC regulations.

Streetline SL-RPP Polemount Repeater



FCC ID: V21SL-RPP

This device complies with Part 15 of the FCC Rules. Operation is subject to the following two conditions: (1) this device may not cause harmful interference, and (2) this device must accept any interference received, including interference that may cause undesired operation.