

FCC PART 22 / 24 TEST REPORT
for
PR30 series HSPA+ WLAN Pocket Router
Model No.: PR30
FCC ID: UZI-PR30

of

Applicant: **BandRich Inc.**

Address: **7F., No.188, Baociao Rd., Sindian City, Taipei County 23145,
Taiwan (R.O.C.)**

Tested and Prepared

by

Worldwide Testing Services (Taiwan) Co., Ltd.

FCC Registration No.: 930600

Industry Canada filed test laboratory Reg. No. IC 5679A-1

A2LA Accredited No.: 2732.01



Report No.: W6M21103-11284-P-2224

6F, NO. 58, LANE 188, RUEY-KUANG RD., NEIHU TAIPEI 114, TAIWAN, R.O.C.
TEL: 886-2-66068877 FAX: 886-2-66068879 E-mail: wts@wts-lab.com



Worldwide Testing Services(Taiwan) Co., Ltd.

Report Number: W6M21103-11284-P-2224
FCC ID: UZI-PR30

Certification of Test Report

Applicant : BandRich Inc.
7F., No.188, Baociao Rd., Sindian City,
Taipei County 23145, Taiwan (R.O.C.)
Manufacturer : FAIR GOAL ELECTRONIC CO.
1F.,No.97-1,Haihu,Luzhu Township, Taoyuan County 338,
Taiwan(R.O.C.)

Tested Equipment :
Type Description : PR30 series HSPA+ WLAN Pocket Router
Model Number : PR30
Brand Name : BandLuxe
Operation Frequency : 824.2-848.8MHz / 1850.2 - 1909.8 MHz
BAND II: 1852.4 – 1907.6 MHz
BAND V : 826.4-846.6 MHz
RF Output Power: 1) Band 850 MHz : 19.20 dBm (ERP)
2) Band 1900 MHz : 26.19 dBm (EIRP)
3) BAND II : 24.76 dBm (EIRP)
4) BAND V : 12.63 dBm (ERP)
Power Supply : Adaptor (I/P: 100-240VAC, 47-63 Hz, 0.35A;
O/P: 5Vdc, 2.0A)
Battery (3.7 V, 8.51 Wh)

Regulation Applied : 47CFR Part 22 (2009-10) and Part 24 (2009-10)

Test Method : 47CFR Part 2 (2009), TIA/EIA-603C (2004) and
ANSI C63.4 (2003)

I HEREBY CERTIFY THAT: The test results written in this report were derived conscientiously in accordance with the requirements and procedures of 47CFR Part 2(2009), TIA/EIA-603C (2004), and it was found that the device described above is in compliance with the applicable limits specified in 47CFR Part 22/24.

Note:

1. The result of this test report is valid only in connection to the sample has been tested at the laboratory of Worldwide Testing Services (Taiwan) Co. Ltd.
2. This test report shall always be duplicated in full pages unless the written approval of the testing laboratory is obtained.

Test Engineer:

March 30, 2011

Danny Sung

Date

WTS-Lab.

Name

Signature

Technical responsibility for area of testing:

March 30, 2011


Chang Tse-Ming

Date

WTS

Name

Signature




Report Number: W6M21103-11284-P-2224

FCC ID: UZI-PR30

TABLE OF CONTENTS

1. SUMMARY	3
1.1 DESCRIPTION OF TESTED EQUIPMENT	3
1.2 DATE OF TESTING PROCESSING	3
1.3 MODIFICATION INFORMATION	3
1.4 TEST STANDARDS.....	3
1.5 SUMMARY OF TEST RESULT.....	4
2. GENERAL INFORMATION	5
2.1 TESTING LABORATORY	5
2.1.1 Location	5
2.1.2 Details of accreditation status	5
2.1.3 Test location, where different from Worldwide Testing Services (Taiwan) Co., Ltd.	5
2.2 DETAILS OF APPROVAL HOLDER.....	6
2.3 DESCRIPTION OF TESTED SYSTEM.....	6
2.4 TEST ENVIRONMENT	7
2.5 GENERAL TEST REQUIREMENT	7
2.6 TEST EQUIPMENT LIST	8
3. RF POWER OUTPUT	11
3.1 TEST PROCEDURE.....	11
3.1.1 Conducted Method.....	11
3.1.2 Radiated Method.....	11
3.2 TEST RESULTS	13
4. MODULATION CHARACTERISTICS	27
4.1 TEST PROCEDURE.....	27
4.2 TEST RESULTS	27
5. OCCUPIED BANDWIDTH.....	28
5.1 TEST PROCEDURE.....	28
5.2 TEST RESULTS	28
6. SPURIOUS EMISSIONS AT ANTENNA TERMINALS	41
6.1 TEST PROCEDURE.....	41
6.2 TEST RESULTS	41
6.3 EXPLANATION OF TEST RESULT.....	89
6.4 CALCULATION OF LIMIT FOR SPURIOUS AT ANTENNA TERMINALS.....	89
7. FIELD STRENGTH OF SPURIOUS RADIATION	90
7.1 TEST PROCEDURE.....	90
7.2 TEST RESULTS	90
7.3 EXPLANATION OF TEST RESULT.....	108
7.4 CALCULATION OF LIMIT FOR FIELD STRENGTH OF SPURIOUS	108
7.5 TEST RESULT OF BAND EDGE EMISSIONS	109
8. FREQUENCY STABILITY	112
8.1 TEST PROCEDURE.....	112




Worldwide Testing Services(Taiwan) Co., Ltd.

Report Number: W6M21103-11284-P-2224

FCC ID: UZI-PR30

8.2	TEST RESULTS	113
8.2.1	<i>Frequency Stability vs. Temperature</i>	<i>113</i>
8.2.2	<i>Frequency Stability vs. Voltage</i>	<i>117</i>
APPENDIX.....		119



Report Number: W6M21103-11284-P-2224

FCC ID: UZI-PR30

1. Summary

1.1 Description of tested equipment

This equipment under tested, R30, is a HSPA+ WLAN Pocket Router with built-in GSM 850/1900 MHz, WLAN 802.11b/g/n transceiver and supporting HSDPA and WCDMA.

The operation frequency bands and rated RF output power are listed as follows:

824.2-848.8MHz (Cellular, Part 22), 0.0832 W (ERP)
1850.2-1909.8MHz (Cellular, Part 24), 0.4159 W (EIRP)
Band II (Cellular, Part 24), 0.2992 W (EIRP)
Band V (Cellular, Part 22), 0.0183 W (ERP)

This test report only contains test requirements specified in 47CFR Part 22 and Part 24 for GSM function and WCDMA function, for other functions; please refer to separate test report with respect to the relevant test standard and specification.

1.2 Date of testing processing

Test sample received: March 2, 2011

Test finished: March 30, 2011

Other Information: None


1.3 Modification Information

No modification was made during the all test items been performed.

1.4 Test standards

Technical standard: **FCC Part 2(2009), TIA/EIA-603C (2004), ANSI C63.4(2003)
47CFR Part 22 (2009-10), and Part 24 (2009-10)**

Deviation from test standard: None



Report Number: W6M21103-11284-P-2224

FCC ID: UZI-PR30


1.5 Summary of test result

Band: 850 MHz & Band V

Section in this Report	Test Item	FCC relevant Section	Verdict
3.2	RF power output	2.1046(a), 22.913(a)	Pass
4.2	Modulation characteristics	2.1047	Not Required
5.2	Occupied bandwidth	2.1049(h)	Pass
6.2	Spurious emissions at antenna terminals	22.917(a), 2.1051	Pass
7.2	Field strength of spurious radiation	22.917(a), 2.1053	Pass
7.5	Band Edge emissions	22.917(a)	Pass
8.2	Frequency stability	2.1055(a), 2.1055(d)	Pass

Band: 1900 MHz & Band II

Section in this Report	Test Item	FCC Relevant Section	Verdict
3.2	RF power output	2.1046(a), 24.232(b)	Pass
4.2	Modulation characteristics	2.1047	Not Required
5.2	Occupied bandwidth	2.1049(h)	Pass
6.2	Spurious emissions at antenna terminals	24.238(a), 2.1051	Pass
7.2	Field strength of spurious radiation	24.238(a), 2.1053	Pass
7.5	Band Edge emissions	24.238(a),	Pass
8.2	Frequency stability	2.1055(a), 2.1055(d)	Pass



Report Number: W6M21103-11284-P-2224

FCC ID: UZI-PR30

2. General Information

2.1 Testing laboratory

2.1.1 Location

OATS

No.5-1, Shuang Sing Village,
LiShuei Rd., Wanli Township,
Taipei County 207, Taiwan (R.O.C.)

Company

Worldwide Testing Services (Taiwan) Co., Ltd.

6F, NO. 58, LANE 188, RUEY-KUANG RD.

NEIHU, TAIPEI 114, TAIWAN R.O.C.

Tel : 886-2-66068877

Fax : 886-2-66068879

2.1.2 Details of accreditation status

Accredited testing laboratory

A2LA-registration number: 2732.01

FCC filed test laboratory Reg. No. 930600

Industry Canada filed test laboratory Reg. No. IC 5679A-1



2.1.3 Test location, where different from Worldwide Testing Services (Taiwan) Co., Ltd.

Name: ./.

Accredited number: ./.


Street: ./.

Town: ./.

Country: ./.

Telephone: ./.

Fax: ./.



Report Number: W6M21103-11284-P-2224

FCC ID: UZI-PR30

2.2 Details of approval holder

Name: BandRich Inc.
Street: 7F., No.188, Baociao Rd., Sindian City,
Town: Taipei County 23145,
Country: Taiwan (R.O.C.).
Telephone: +886-2-8914-6588
Fax: +886-2-8914-5065

Manufacturer: (if different from applicant)

Name: FAIR GOAL ELECTRONIC CO.
Street: 1F.,No.97-1,Haihu,Luzhu Township,
Town: Taoyuan County 338,
Country: Taiwan(R.O.C.)

2.3 Description of Tested System

The EUT was tested alone without the Accessories or Peripherals.

Equipment	Model No.	Series No.	Software	Cable information	Note
No accessories were used with this EUT.					

Frequency Range:

Band: 850 MHz / Band: 1900 MHz / Band II / Band V

Frequencies Selected to be investigated:

Band: 850 MHz

Low Frequency (ch 128): 824.2 MHz
Mid Frequency (ch 188): 836.2 MHz
High Frequency (ch 251): 848.8 MHz

Band: 1900 MHz

Low Frequency (ch 512): 1850.2 MHz
Mid Frequency (ch 661): 1880.0 MHz
High Frequency (ch 810): 1909.8 MHz

Band II

Low Frequency (ch 9262): 1852.4 MHz
Mid Frequency (ch 9400): 1880.0 MHz
High Frequency (ch 9538): 1907.6 MHz


Band V

Low Frequency (ch 4132): 826.4 MHz
Mid Frequency (ch 4183): 836.6 MHz
High Frequency (ch 4233): 846.6 MHz

Antenna Type: PIFA Antenna for Band 850MHz&1900MHz&Band II&Band V

Antenna Gain: Band 850MHz&1900MHz: -5.47dBi
Band II&Band V: -3.13 dBi

Power supply: Adaptor (I/P: 100-240VAC, 47-63 Hz, 0.35A;
O/P: 5Vdc, 2.0A)
Battery (3.7 V, 8.51 Wh)



Report Number: W6M21103-11284-P-2224
FCC ID: UZI-PR30

2.4 Test environment

Temperature:	27 °C
Relative humidity content:	54 %
Air pressure:	86-103 Kpa

2.5 General Test Requirement

Radiated Emission: For investigated frequency is equal to or below 1GHz, the RBW and VBW of the spectrum analyzer was 100 kHz and 100 kHz respectively with an appropriate sweep speed.


For investigated frequency is above 1GHz, both of RBW and VBW of the spectrum analyzer were 1 MHz with an appropriate sweep speed. The analyzer was calibrated in dB above a microvolt at the output of the antenna.

The table used for radiated measurements is capable of continuous rotation. The spectrum was scanned from 30 MHz to the frequency specified as follows:

- (1) If the intentional radiator operates below 10 GHz: to the tenth harmonic of the highest fundamental frequency or to 40 GHz, whichever is lower.
- (2) If the intentional radiator operates at or above 10 GHz and below 30 GHz: to the fifth harmonic of the highest fundamental frequency or to 100 GHz, whichever is lower.
- (3) If the intentional radiator operates at or above 30 GHz: to the fifth harmonic of the highest fundamental frequency or to 200 GHz, whichever is lower, unless specified otherwise elsewhere in the rules.

For hand-held devices, a exploratory test was performed with three (3) orthogonal planes to determine the highest emissions.

When an emission was found, the table was rotated to produce the maximum signal strength. At this point, the antenna was raised and lowered from 1m to 4m. The antenna was placed in both the horizontal and vertical planes.




Worldwide Testing Services(Taiwan) Co., Ltd.

Report Number: W6M21103-11284-P-2224

FCC ID: UZI-PR30

2.6 Test Equipment List

No.	Test equipment	Type	Serial No.	Manufacturer	Cal. Date	Next Cal. Date
ETSTW-CE 001	EMI TEST RECEIVER	ESHS10	842121/013	R&S	2010/9/2	2011/9/1
ETSTW-CE 005	Line-Impedance Stabilisation Network	NNBM 8126D	137	Schwarzbeck	2010/9/8	2011/9/7
ETSTW-CE 006	IMPULSBEGRENZER PULSE LIMITER	ESH3-Z2	100226	R&S	2010/5/8	2011/5/7
ETSTW-CE 007	SPECTRUM ANALYZER 5GHz	FSB	849670/001	R&S	Pre-test Use NCR	
ETSTW-CE 008	HF-EICHLITUNG RF STEP ATTENUATOR 139dB DPSP	334.6010.02	844581/024	R&S	Function Test	
ETSTW-CE 009	TEMP.&HUMIDITY CHAMBER	GTH-225-40-1P-U	MAA0305-009	GIANT FORCE	2010/7/21	2011/7/20
ETSTW-CE 013	CISPR 22 TWO BALANCED TELECOM PAIRS IMPEDANCE STABILIZATION NETWORK	FCC-TLISN-T4-02	20242	FCC	2010/10/21	2011/10/20
ETSTW-CE 015	CISPR 22 TWO BALANCED TELECOM PAIRS IMPEDANCE STABILIZATION NETWORK	FCC-TLISN-T8-02	20307	FCC	2010/9/6	2011/9/5
ETSTW-CE 016	TWO-LINE V-NETWORK	ENV216	100050	R&S	2011/2/21	2012/2/20
ETSTW-RE 002	Function Generator	33220A	MY43004982	Agilent	Function Test	
ETSTW-RE 003	EMI TEST RECEIVER	ESI 26	831438/001	R&S	2010/8/10	2011/8/9
ETSTW-RE 004	EMI TEST RECEIVER	ESI 40	832427/004	R&S	2010/9/14	2011/9/13
ETSTW-RE 005	EMI TEST RECEIVER	ESVS10	843207/020	R&S	2010/9/2	2011/9/1
ETSTW-RE 006	Attenuator 10dB	50HF-010-5N-1	None	STEP	2011/3/1	2012/2/28
ETSTW-RE 010	ABSORBING CLAMP	MDS 21	3469	Schwarzbeck	2010/9/6	2011/9/5
ETSTW-RE 012	TUNABLE BANDREJECT FILTER	D.C 0309	146	K&L	Function Test	
ETSTW-RE 013	TUNABLE BANDREJECT FILTER	D.C 0336	397	K&L	Function Test	
ETSTW-RE 018	MICROWAVE HORN ANTENNA	AT4560	27212	AR	2010/10/4	2011/10/3
ETSTW-RE 020	MICROWAVE HORN ANTENNA	AT4002A	306915	AR	Function Test	
ETSTW-RE 021	SWEEP GENERATOR	SWM05	835130/010	R&S	2010/8/20	2011/8/19
ETSTW-RE 027	Passive Loop Antenna	6512	00034563	EMCO	2010/7/22	2011/7/21
ETSTW-RE 028	Log-Periodic Dipole Array Antenna	3148	34429	EMCO	2010/4/14	2011/4/13
ETSTW-RE 029	Biconical Antenna	3109	33524	EMCO	2010/4/14	2011/4/13
ETSTW-RE 030	Double-Ridged Guide Horn Antenna	3117	00035224	EMCO	2011/2/25	2012/2/24
ETSTW-RE 032	Millivoltmeter	URV 55	849086/013	R&S	2010/10/4	2011/10/3
ETSTW-RE 033	WaveRunner 6000A Serise Oscilloscope	WAVERUNNER 6100A	LCRY0604P14508	LeCroy	Function Test	
ETSTW-RE 034	Power Sensor	URV5-Z4	839313/006	R&S	2010/10/4	2011/10/3
ETSTW-RE 042	Biconical Antenna	HK116	100172	R&S	2011/1/14	2012/1/13
ETSTW-RE 044	Log-Periodic Antenna	HL050	100094	R&S	2010/5/11	2011/5/10
ETSTW-RE 047	PSA SERIES SPECTRUM ANALYZER	E4445A	MY46181369	Agilent	Pre-test Use NCR	
ETSTW-RE 048	Triple Loop Antenna	HXYZ 9170	HXYZ 9170-134	Schwarzbeck	2010/8/30	2011/8/29
ETSTW-RE 049	TRILOG Super Broadband test Antenna	VULB 9160	9160-3185	Schwarzbeck	2010/4/13	2011/4/12
ETSTW-RE 050	Attenuator 10dB	50HF-010-1	None	JFW	2011/3/1	2012/2/28




Worldwide Testing Services(Taiwan) Co., Ltd.

Report Number: W6M21103-11284-P-2224

FCC ID: UZI-PR30

ETSTW-RE 051	Attenuator 6dB	50HF-006-1	None	JFW	2011/3/1	2012/2/28
ETSTW-RE 053	Attenuator 3dB	50HF-003-1	None	JFW	2011/3/1	2012/2/28
ETSTW-RE 055	SPECTRUM ANALYZER	FSU 26	200074	R&S	2010/6/3	2011/6/2
ETSTW-RE 060	Attenuator 30dB	5015-30	F651012z-01	ATM	2011/3/1	2012/2/28
ETSTW-RE 061	Amplifier Module	CHC 1	None	ETS	2010/9/27	2011/9/26
ETSTW-RE 062	Amplifier Module	CHC 2	None	KMIC	2010/11/30	2011/11/29
ETSTW-RE 064	Bluetooth Test Set	MT8852B-042	6K00005709	Anritsu	Function Test	
ETSTW-RE 065	Amplifier	AMF-6F-18002650-25-10P	941608	MITEQ	2010/4/13	2011/4/12
ETSTW-RE 066	Highpass Filter	H1G013G1	206015	MICROWAVE CIRCUITS, INC.	2011/3/1	2012/2/28
ETSTW-RE 072	CELL SITE TEST SET	8921A	3339A00375	HP	2010/10/7	2011/10/6
ETSTW-RE 073	Power Meter	N1911A	MY45100769	Agilent	2011/1/10	2012/1/9
ETSTW-RE 074	Power Sensor	N1921A	MY45241198	Agilent	2011/1/10	2012/1/9
ETSTW-RE 081	Highpass Filter	H03G13G1	4260-02 DC0428	MICROWAVE CIRCUITS, INC.	2011/3/1	2012/2/28
ETSTW-RE 096	SIGNAL GENERATOR	SMIQ 03B	102274	R&S	2010/5/31	2011/5/30
ETSTW-RE 099	DC Block	50DB-007-1	None	JFW	2011/3/1	2012/2/28
ETSTW-RE 105	2.4GHz Notch Filter	NO124411	39555	MICROWAVE CIRCUITS, INC.	2011/3/1	2012/2/28
ETSTW-RE 106	Humidity Temperature Meter	TES-1366	091011113	TES	2011/3/1	2012/2/28
ETSTW-RE 111	Log-Periodic Dipole Array Antenna	VULB 9160	9160-3309	Schwarz beck	2010/12/17	2011/12/16
ETSTW-RE 114	2.4GHz Notch Filter	N0124411	473873	MICROWAVE CIRCUITS	2011/1/13	2012/1/12
ETSTW-GSM 002	Universal Radio Communication Tester	CMU 200	109439	R&S	2010/10/7	2011/10/6
ETSTW-GSM 019	Band Reject Filter	WRCTF824/849-822/851-40/12+9SS	3	WI	2011/1/14	2012/1/13
ETSTW-GSM 020	Band Reject Filter	WRCD1747/1748-1743/1752-32/5SS	1	WI	2011/1/14	2012/1/13
ETSTW-GSM 021	Band Reject Filter	WRCD1879.5/1880.5-1875.5/1884.5-32/5SS	3	WI	2011/1/14	2012/1/13
ETSTW-GSM 022	Band Reject Filter	WRCT901.9/903.1-904.25-50/8SS	1	WI	2011/1/14	2012/1/13
ETSTW-GSM 023	Power Divider	4901.19.A	None	SUHNER	2010/9/20	2011/9/19
ETSTW-Cable 002	Microwave Cable	SUCOFLEX 104 (S_Cable 7)	238093	HUBER+SUHNER	2010/9/27	2011/9/26
ETSTW-Cable 003	Microwave Cable	SUCOFLEX 104 (S_Cable 11)	209953	HUBER+SUHNER	2010/9/27	2011/9/26
ETSTW-Cable 010	BNC Cable	5 M BNC Cable	None	JYE BAO CO.,LTD.	2011/3/1	2012/2/28
ETSTW-Cable 011	BNC Cable	BNC Cable 1	None	JYE BAO CO.,LTD.	2010/8/19	2011/8/18
ETSTW-Cable 012	BNC Cable	BNC Cable 2	None	JYE BAO CO.,LTD.	2010/8/19	2011/8/18
ETSTW-Cable 013	Microwave Cable	SUCOFLEX 104 (S_Cable 5)	232345	HUBER+SUHNER	2011/3/1	2012/2/28
ETSTW-Cable 022	N TYPE Cable	OATS Cable 3	0002	JYE BAO CO.,LTD.	2011/3/1	2012/2/28
ETSTW-Cable 028	Microwave Cable	FA147A0015M2020	30064-2	UTIFLEX	2010/9/13	2011/9/12
ETSTW-Cable 029	Microwave Cable	FA147A0015M2020	30064-3	UTIFLEX	2010/9/13	2011/9/12
ETSTW-Cable 030	Microwave Cable	SUCOFLEX 104 (S_Cable 9)	279067	SPECTRUM	2011/1/28	2012/1/27



Worldwide Testing Services(Taiwan) Co., Ltd.

Report Number: W6M21103-11284-P-2224

FCC ID: UZI-PR30

ETSTW-Cable 031	Microwave Cable	SUCOFLEX 104 (S_Cable 10)	238092	HUBER+SUHNER	2010/11/30	2011/11/29
ETSTW-Cable 039	Microwave Cable	SUCOFLEX 104 (S_Cable 19)	316739	HUBER+SUHNER	2011/3/1	2012/2/28
ETSTW-Cable 043	Microwave Cable	SUCOFLEX 104	317576	HUBER+SUHNER	2010/11/30	2011/11/29
ETSTW-Cable 047	Microwave Cable	SUCOFLEX 104	325518	HUBER+SUHNER	2010/11/30	2011/11/29
WTSTW-SW 001	EMI TEST SOFTWARE	Harmonics-1000	None	EMC PARTNER	HARCS Version 4.16 Firmware Version 2.18	
WTSTW-SW 002	EMI TEST SOFTWARE	EZ_EMC	None	Farad	Version ETS-03A1	
WTSTW-SW 003	EMS TEST SOFTWARE	i2	None	AUDIX	Version 3.2007-8-17b	
WTSTW-SW 005	GSM Fading Level Correction	GSMFadLevCor	None	R&S	Version 1.66	

Report Number: W6M21103-11284-P-2224

FCC ID: UZI-PR30

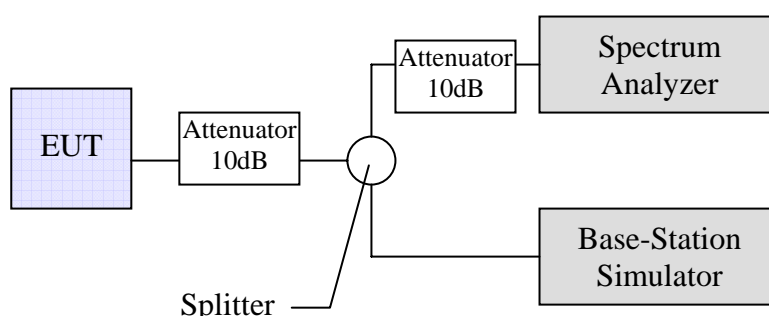
3. RF Power Output

3.1 Test procedure

3.1.1 Conducted Method

Per 47CFR Part 2.1046, the RF power output shall be measured at the RF output terminals and following procedure is employed:

The transmitter output was connected as the following figure:



The whole connection system is calibrated with a standard signal generator. Power on and make a link from simulator to EUT and then set the EUT to maximum output power.

Measure the RF power with the spectrum analyzer in accordance the following settings:

RBW: 300 kHz for Frequency below 1GHz and 1MHz for Frequency equal to and above 1GHz.

VBW: 300 kHz for Frequency below 1GHz and 1MHz for Frequency equal to and above 1GHz.

Span: 2MHz

Sweep: 3s

The power output at the transmitter antenna terminal is then determined by assign the value of the corrected factor to the spectrum analyzer reading.

Tests were performed at three frequencies (low , middle and high channels) and operation mode selected.

3.1.2 Radiated Method

If the conducted measurement is not practical due to the integral antenna, the radiated measurement will be performed in accordance the following procedure:

The EUT was positioned on a non-conductive turntable, 0.8m above the ground on an open test site.

The radiated emission at the fundamental frequency was measured at 3m distance with a test antenna and spectrum analyzer.

Report Number: W6M21103-11284-P-2224

FCC ID: UZI-PR30

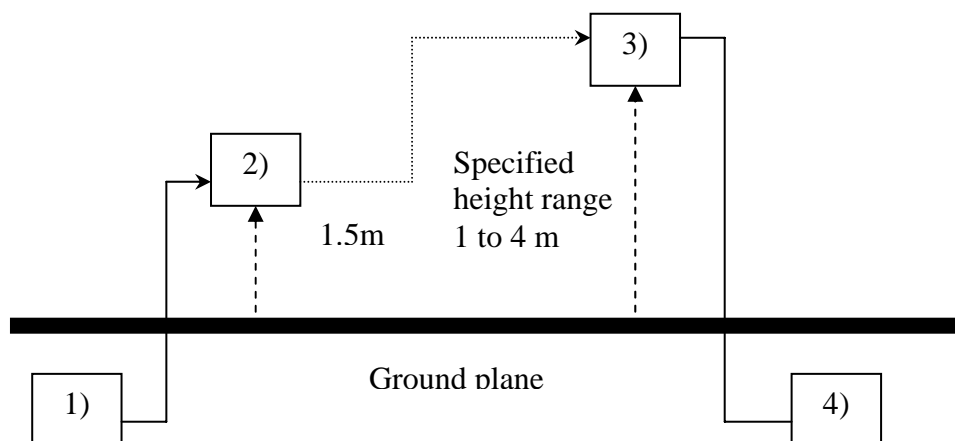
Worst case emission was recorded with the rotation of the turntable and the raising and lowering of the test antenna.

Substitution RF power Measurement at WTS Taiwan

General :

The applied substitution method follows ANSI/TIA/EIA-603, ANSI/TIA/EIA-102.CAAA or the appropriate ETSI rules respectively.

The actual signal generated by the EUT can be determined by means of a substitution measurement in which a known signal source replaces the device to be measured.



- 1) Signal generator;
- 2) Substitution antenna;
- 3) Test antenna;
- 4) Spectrum analyzer or selective voltmeter.

The substitution antenna replaces the transmitter antenna at the same position and in vertical polarization. The frequency of the signal generator shall be adjusted to the measurement frequency.

The test antenna shall be raised or lowered, if necessary, to ensure that the maximum signal is still received. The input signal to the substitution antenna shall be adjusted in level until an equal or a known related level to that detected from the transmitter is obtained in the measurement receiver.

If a fully anechoic chamber is used as test site in order to provide free space conditions there is no need to change the height of the antenna.

The measurement will be repeated in horizontal position.

Calibration:

In order to make this kind of measurement more effective and to avoid subjective measurement faults ETS has installed automatic computer controlled measurement procedures.

With the above described substitution method a test site is calibrated over the full frequency range which is used in suitable frequency steps. For a certain power level on the substitution antenna the received power over the whole frequency range is documented. All necessary antenna gains, cable losses, filter losses and amplifications of preamplifiers are taken in

Report Number: W6M21103-11284-P-2224

FCC ID: UZI-PR30

consideration. The summary of this calibration measurement performs a transducer factor that is related to the considered test site and a certain measurement distance. Differences of the radiated power levels of different test samples are determined by internal attenuation of measurement receiver. The proper function of such test site will be maintained by short term plausibility checks and periodical re-calibration.

Testing:

The test sample will be putted on the table at the defined position and the radiated power will be receiver and documented by the measurement receiver.

On test sites with ground plane the measurement antenna will be lowered and raised to maximum values at significant frequencies.

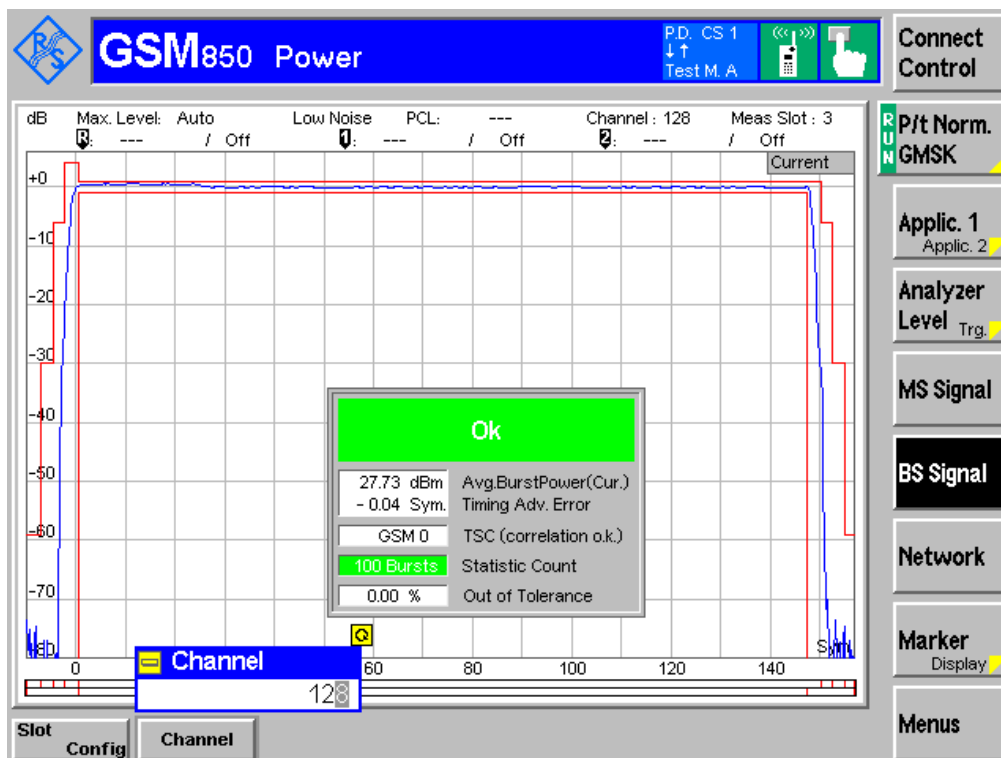
For peak power measurements the sample is turned by the turntable over 360 degree in order to find the direction with the maximum radiation or to document the max reading with the MAXHOLD function during the rotation.

3.2 Test Results

- ☒ Conducted Measurement
- ☐ Radiated Measurement

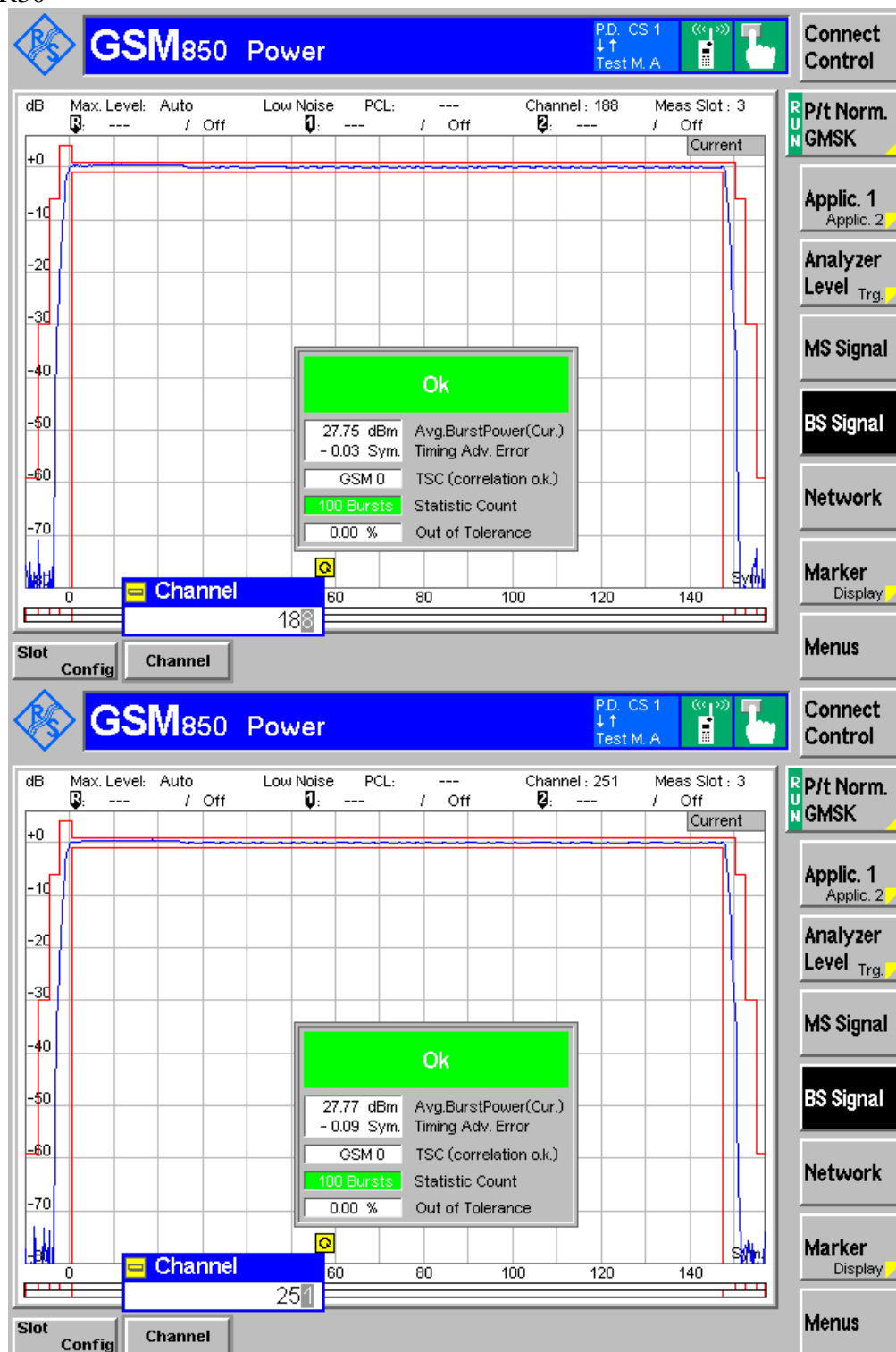
Band 850 MHz & 1900MHz

4.2 V



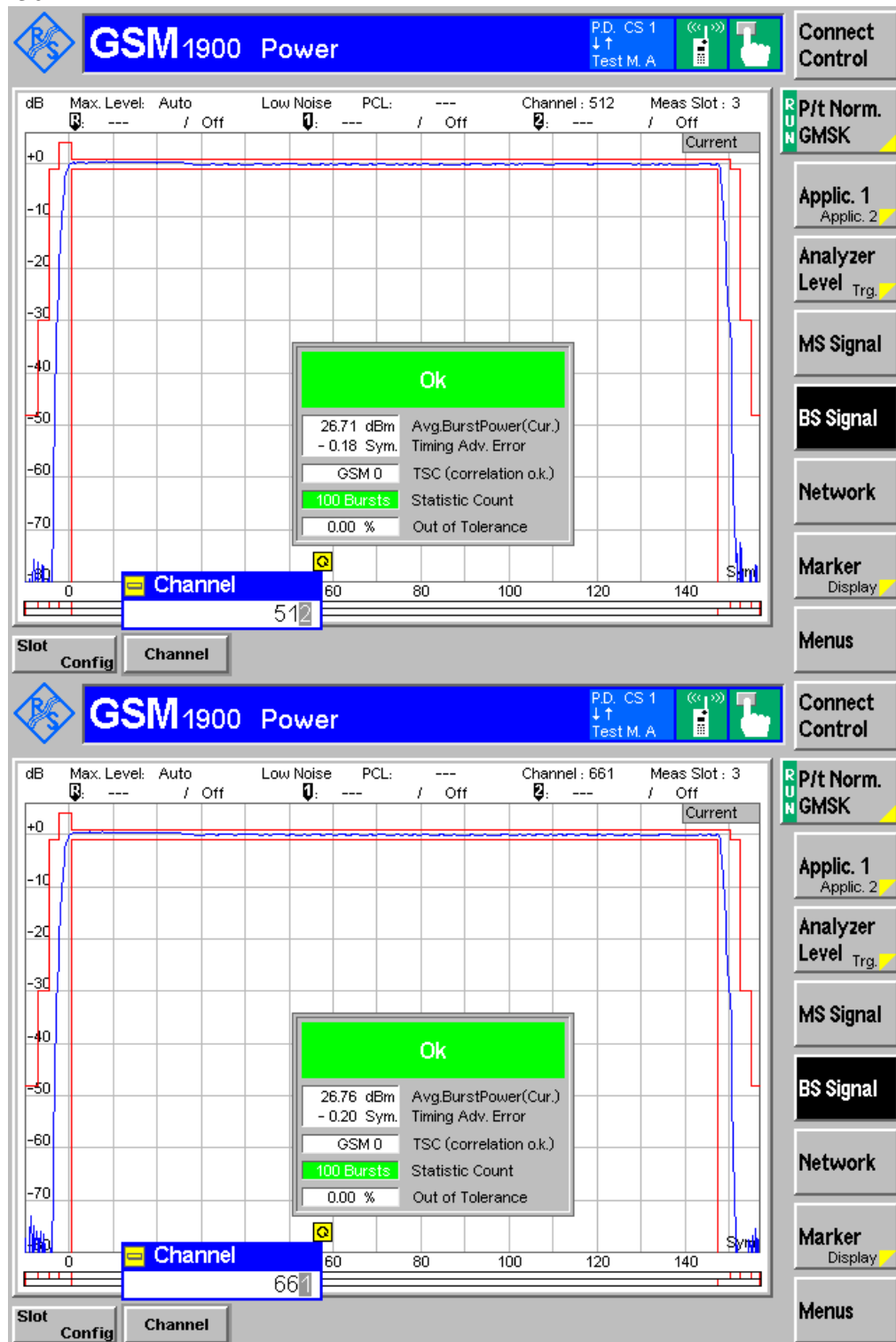
Report Number: W6M21103-11284-P-2224

FCC ID: UZI-PR30



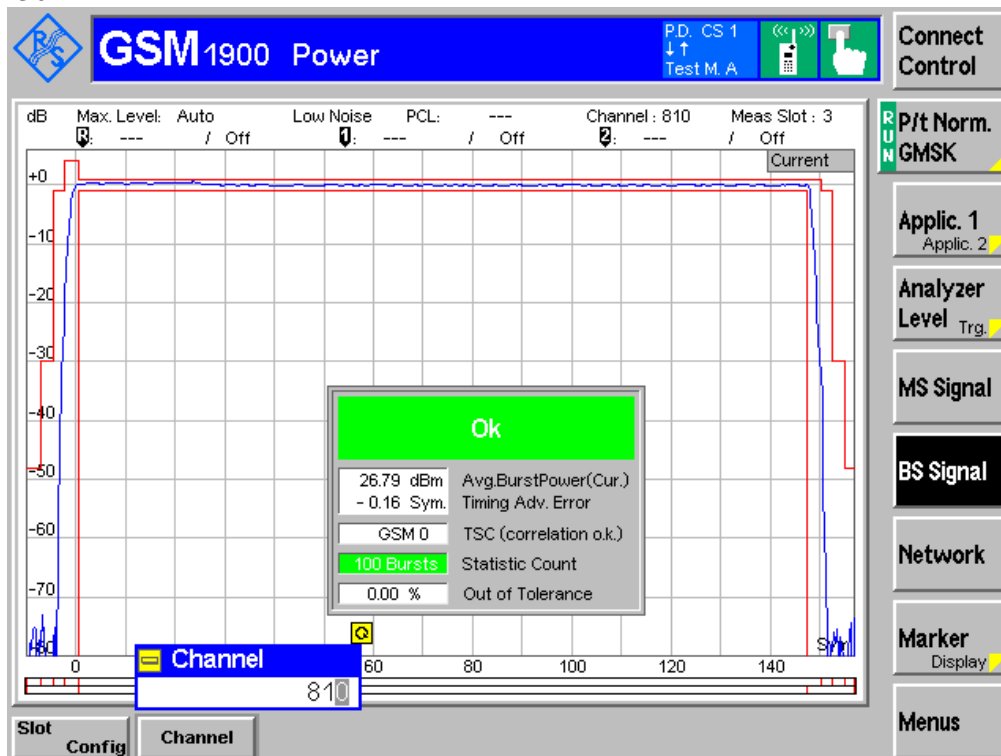
Report Number: W6M21103-11284-P-2224

FCC ID: UZI-PR30

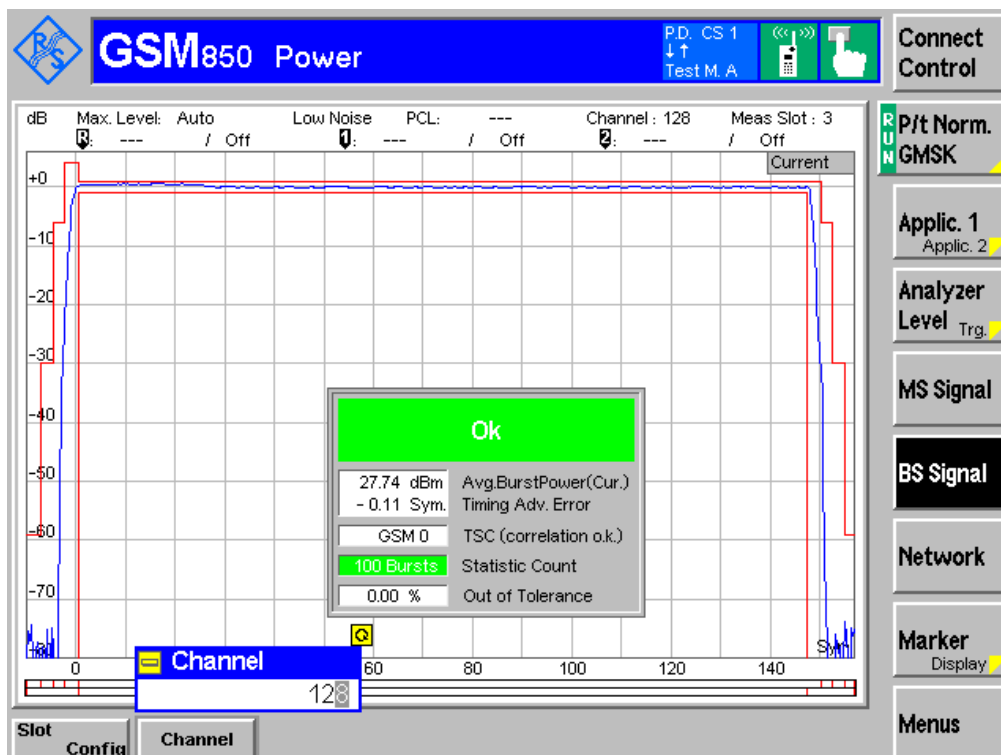



Report Number: W6M21103-11284-P-2224

FCC ID: UZI-PR30



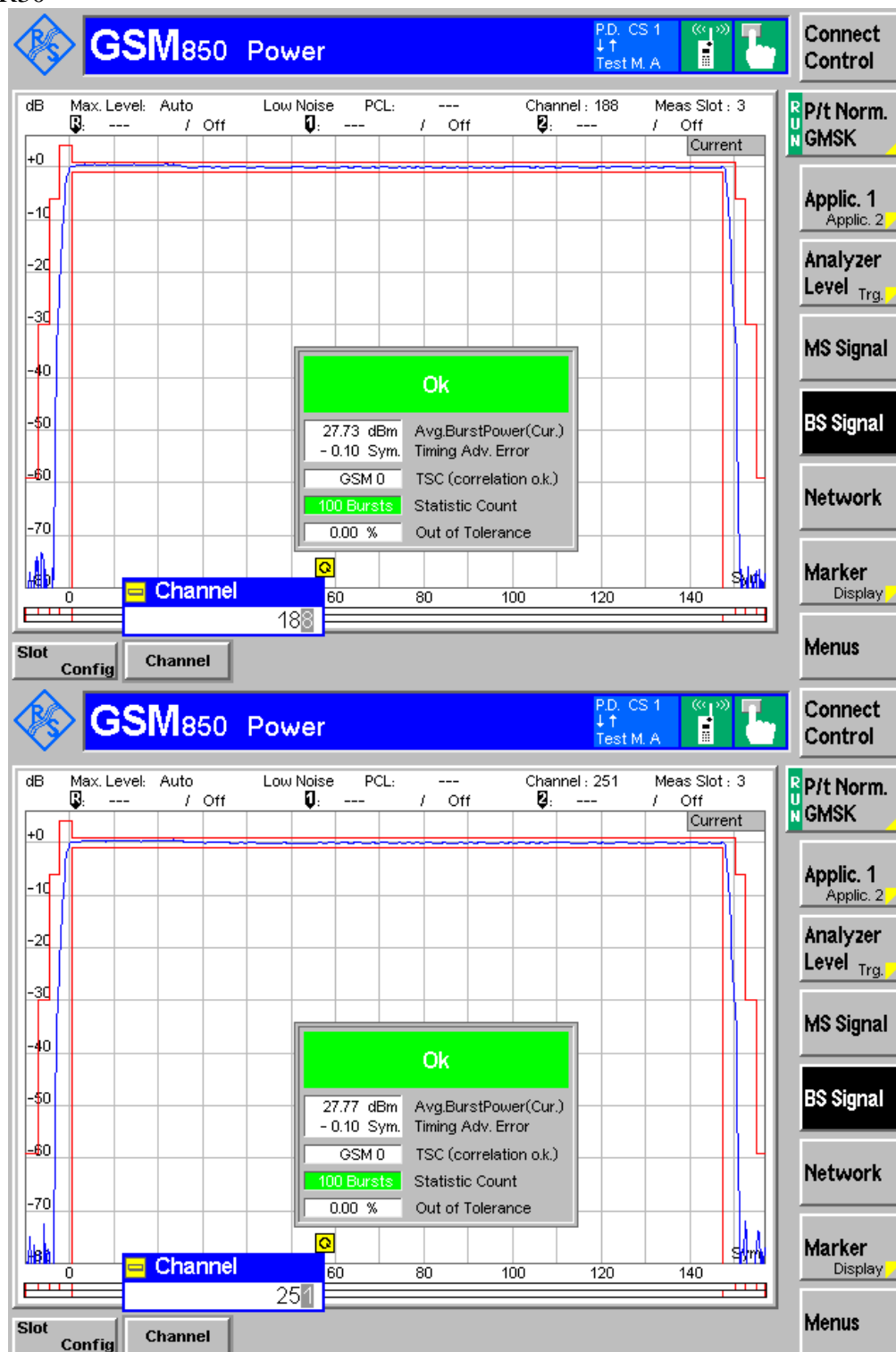
3.5 V






Report Number: W6M21103-11284-P-2224

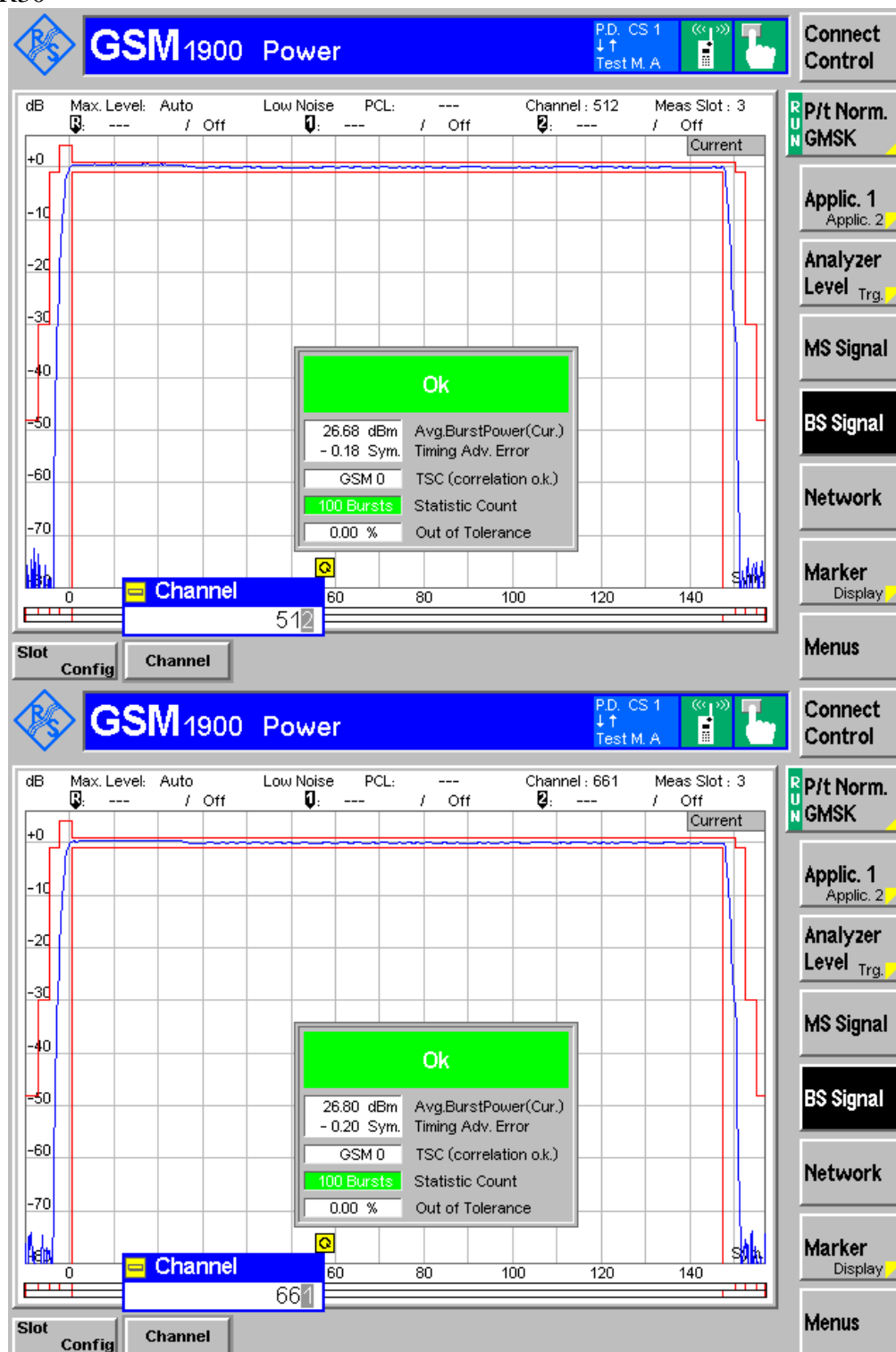
FCC ID: UZI-PR30





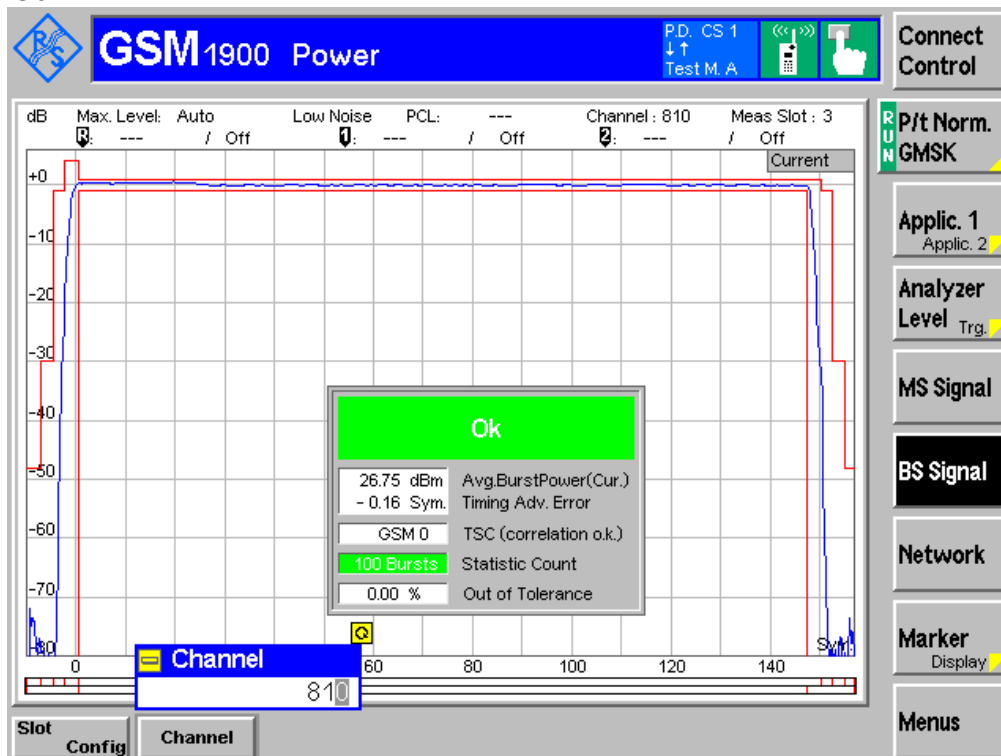
Report Number: W6M21103-11284-P-2224

FCC ID: UZI-PR30

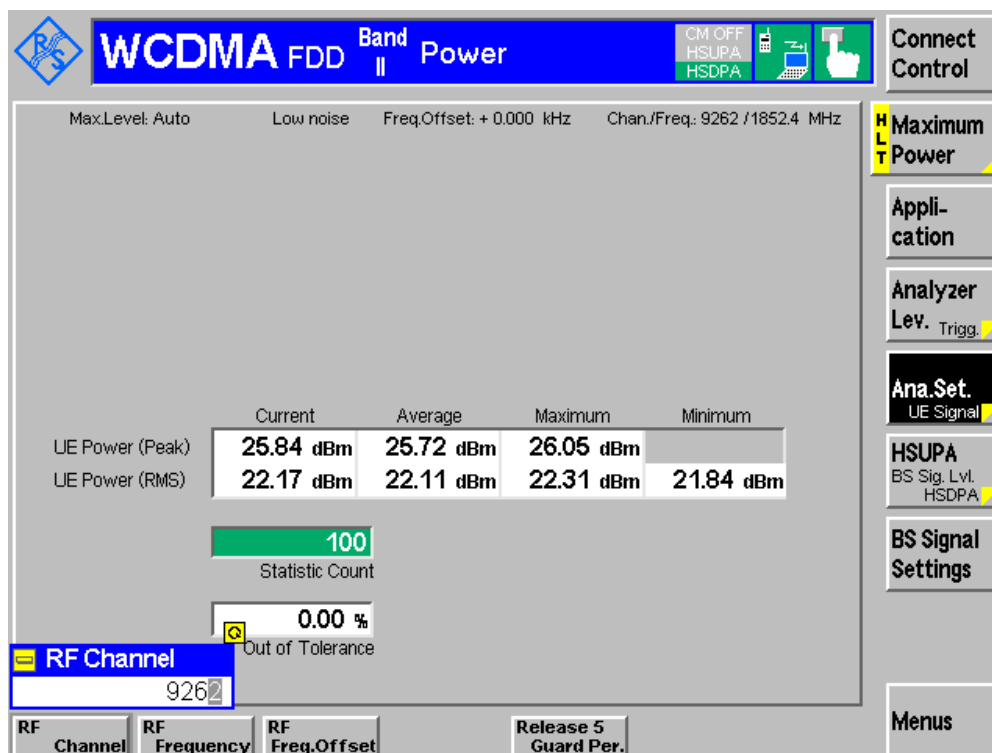



Report Number: W6M21103-11284-P-2224

FCC ID: UZI-PR30



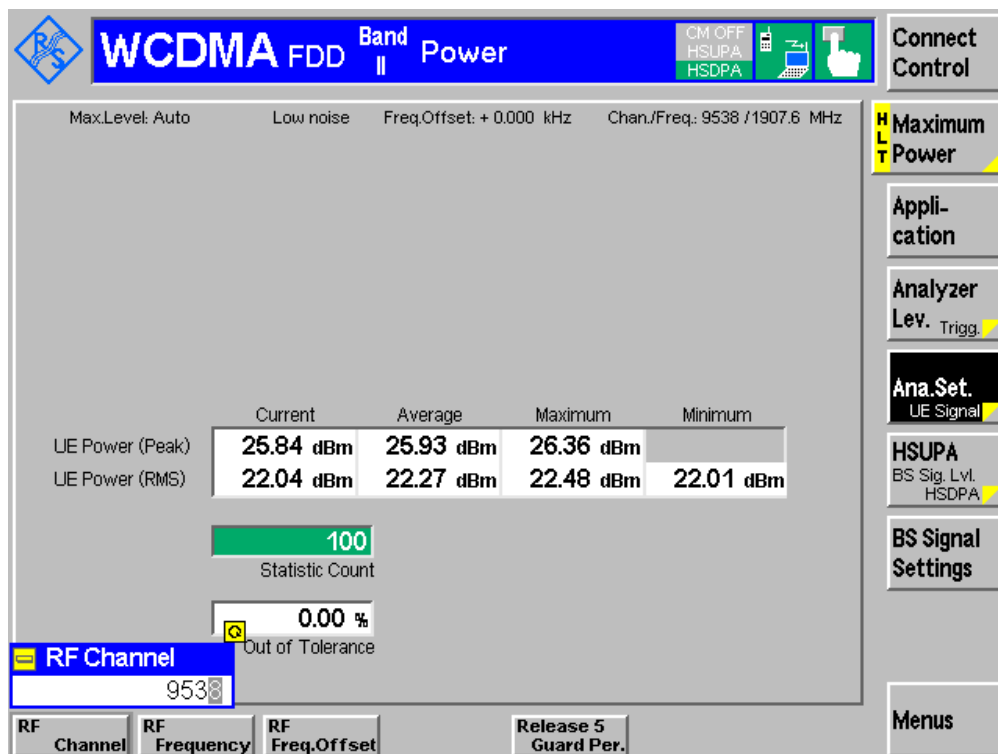
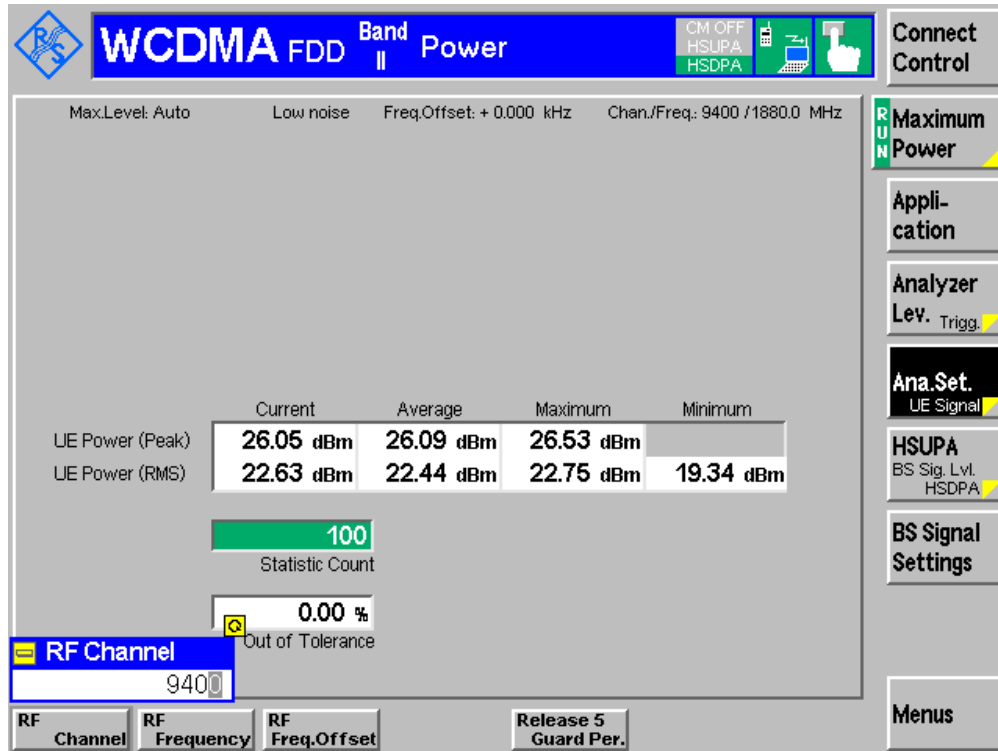
Band II 4.2 V






Report Number: W6M21103-11284-P-2224

FCC ID: UZI-PR30

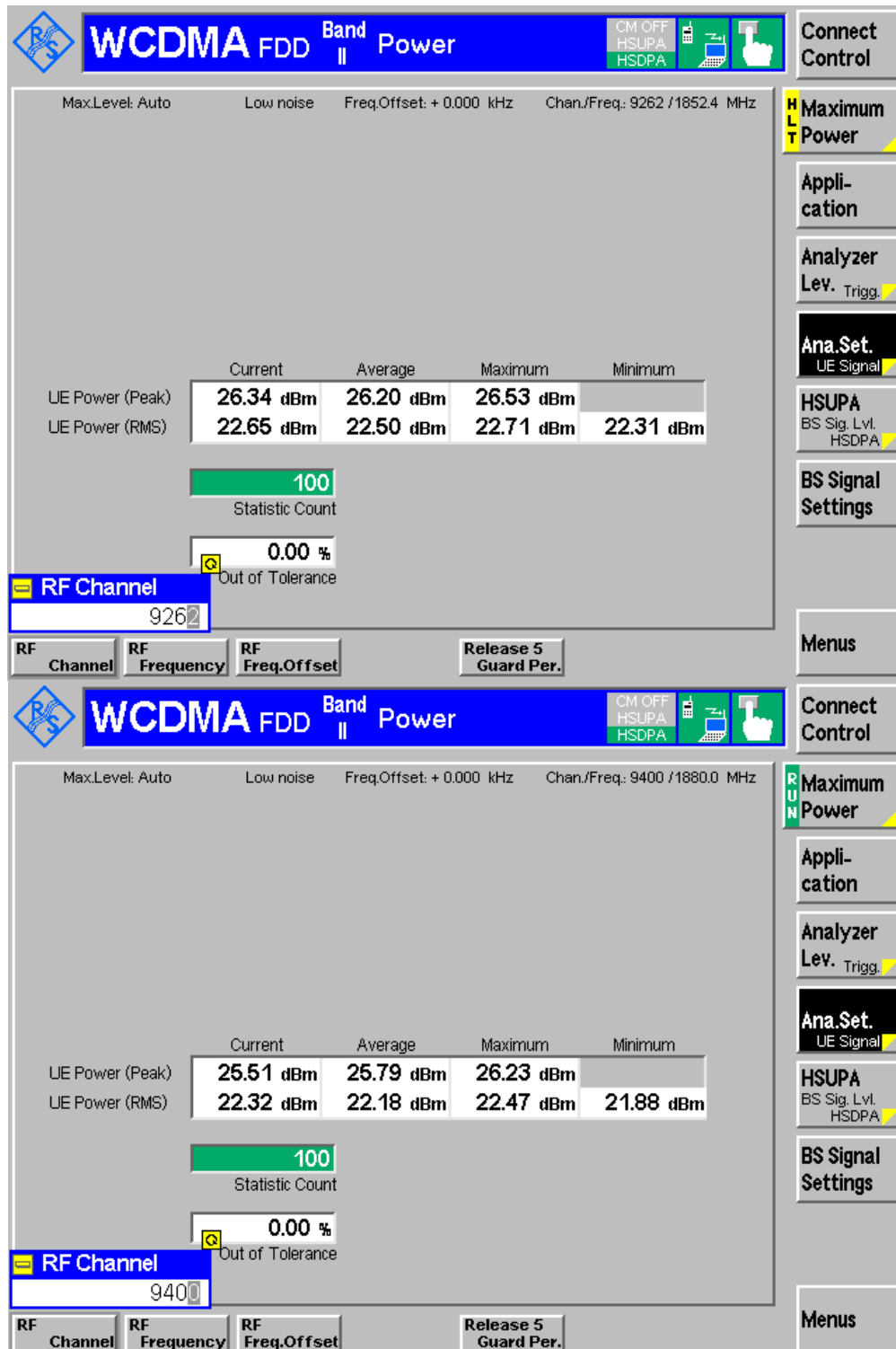





Report Number: W6M21103-11284-P-2224

FCC ID: UZI-PR30

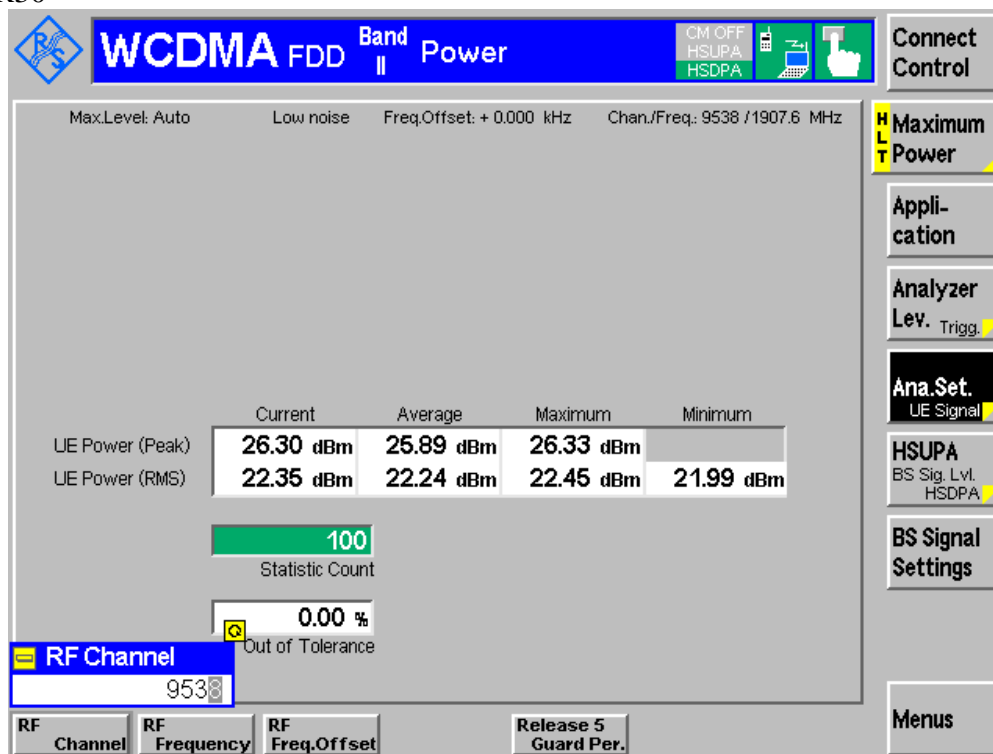
3.5 V



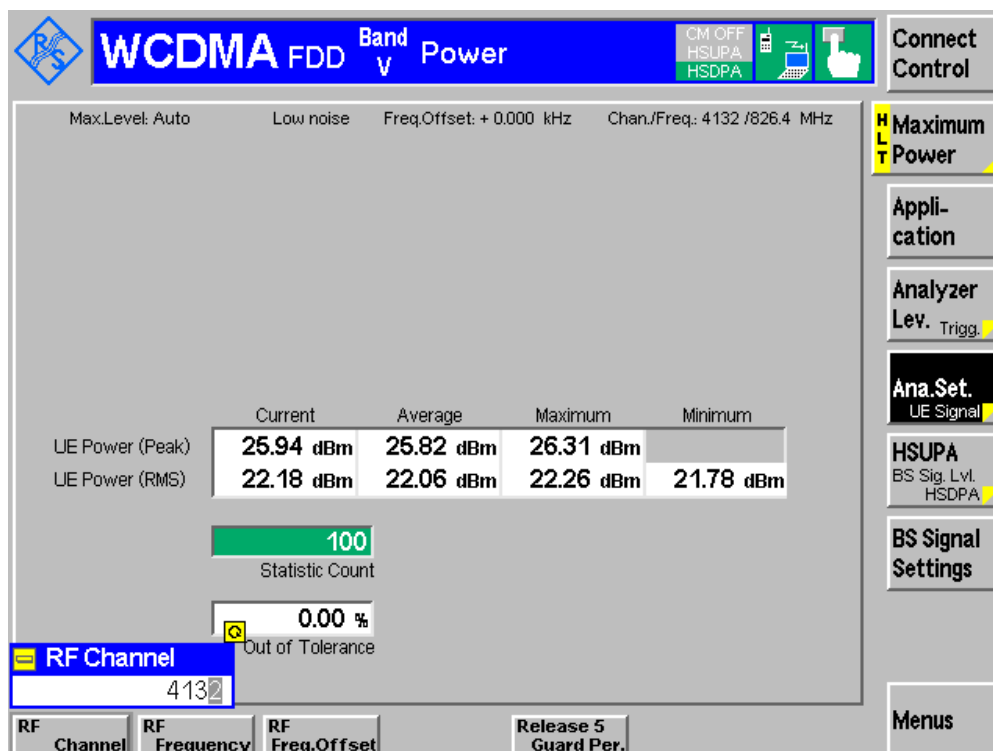



Report Number: W6M21103-11284-P-2224

FCC ID: UZI-PR30



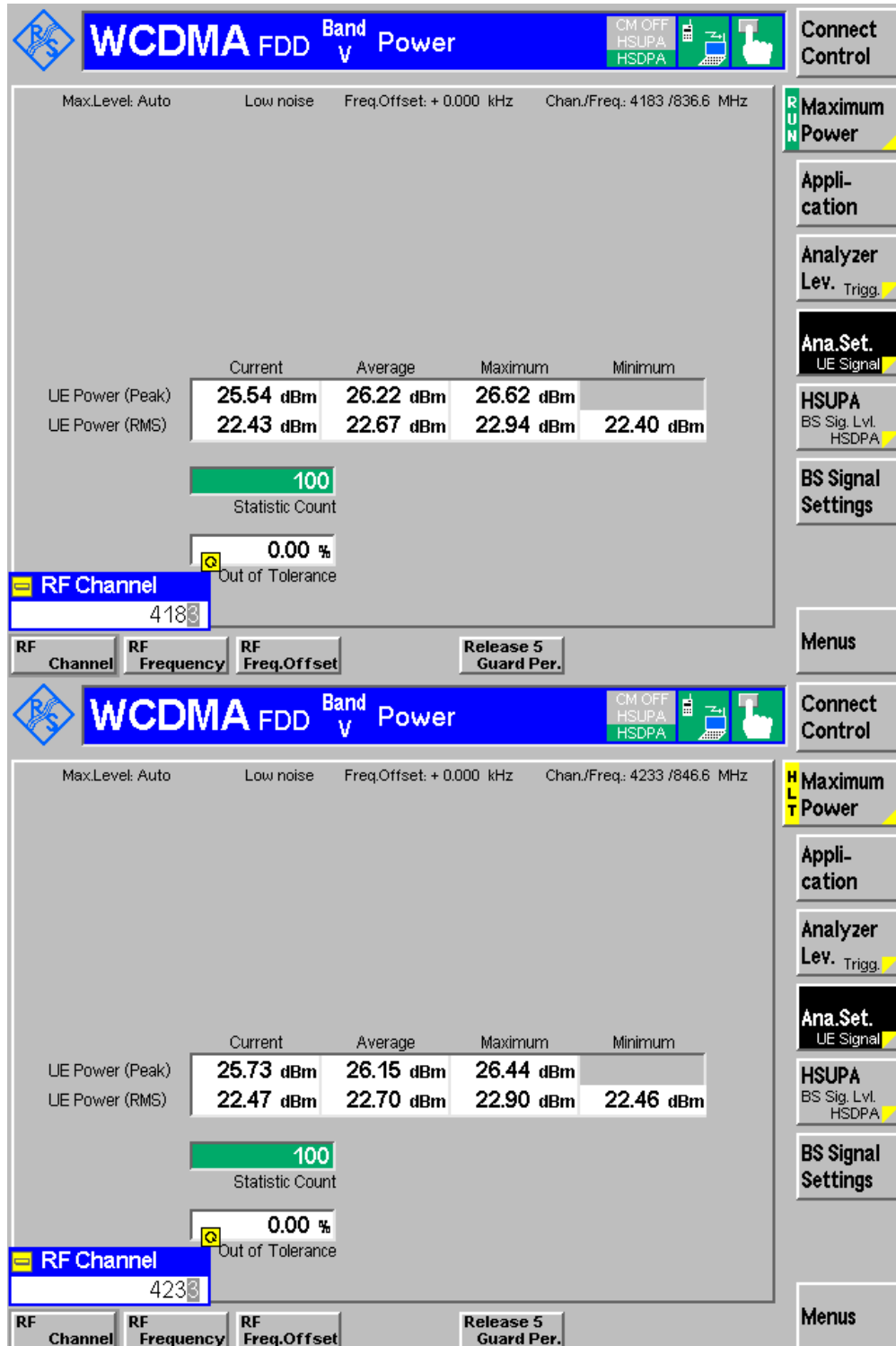
Band V
4.2 V





Report Number: W6M21103-11284-P-2224

FCC ID: UZI-PR30

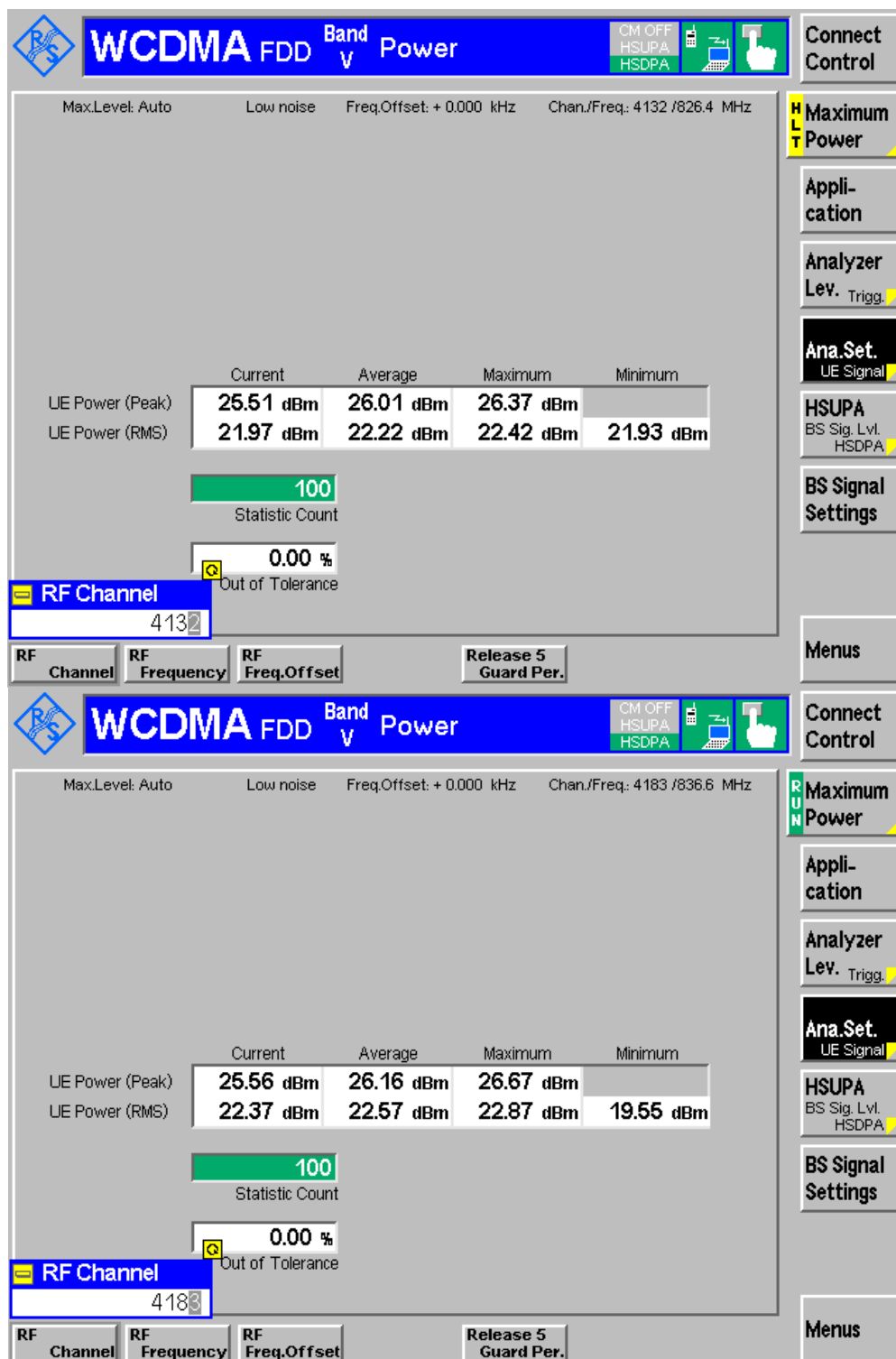




Report Number: W6M21103-11284-P-2224

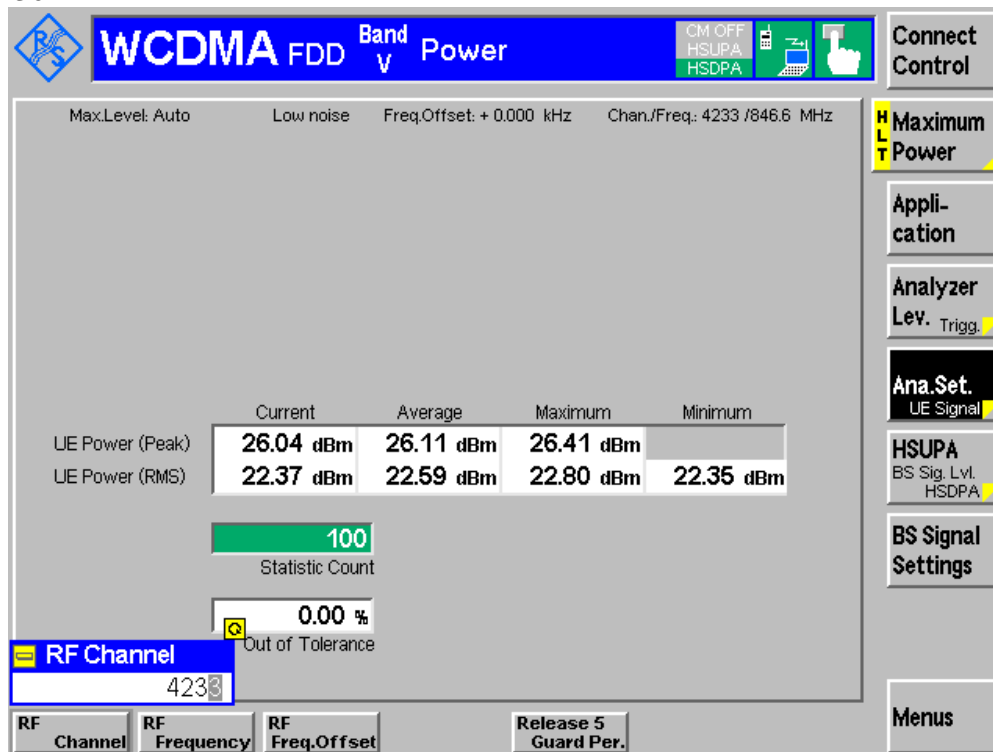
FCC ID: UZI-PR30

3.5 V



Report Number: W6M21103-11284-P-2224

FCC ID: UZI-PR30



- ☐ Conducted Measurement
- ☒ Radiated Measurement


Band 850 MHz & 1900 MHz

4.2 V

Frequency (MHz)	ERP (dBm)	EIRP (dBm)	Limit (dBm)	Result
824.1500	19.20	21.35	38.45	Pass
836.1700	16.94	19.09	38.45	Pass
848.8100	14.79	16.94	38.45	Pass
1850.1700	23.84	25.99	33	Pass
1879.9500	23.40	25.55	33	Pass
1909.6900	22.25	24.40	33	Pass

3.5 V

Frequency (MHz)	ERP (dBm)	EIRP (dBm)	Limit (dBm)	Result
824.1520	18.84	20.99	38.45	Pass
836.1725	17.07	19.22	38.45	Pass
848.8160	14.89	17.04	38.45	Pass
1850.2900	24.04	26.19	33	Pass
1879.9700	23.58	25.73	33	Pass
1909.8300	22.13	24.28	33	Pass



Report Number: W6M21103-11284-P-2224

FCC ID: UZI-PR30

Band II & Band V

4.2 V

Frequency (MHz)	ERP (dBm)	EIRP (dBm)	Limit (dBm)	Result
1852.4	22.61	24.76	33	Pass
1880.0	22.56	24.71	33	Pass
1907.6	18.61	20.76	33	Pass
826.4	12.23	14.38	38.45	Pass
836.6	12.63	14.78	38.45	Pass
846.6	9.96	12.11	38.45	Pass

3.5 V

Frequency (MHz)	ERP (dBm)	EIRP (dBm)	Limit (dBm)	Result
1852.4	22.56	24.71	33	Pass
1880.0	22.55	24.70	33	Pass
1907.6	18.85	21.00	33	Pass
826.4	12.31	14.46	38.45	Pass
836.6	12.55	14.70	38.45	Pass
846.6	10.11	12.26	38.45	Pass

Test equipment: ETSTW-RE 004, ETSTW-RE 028, ETSTW-RE 030, ETSTW-GSM 02

Note: Please refer to appendix for plot data.

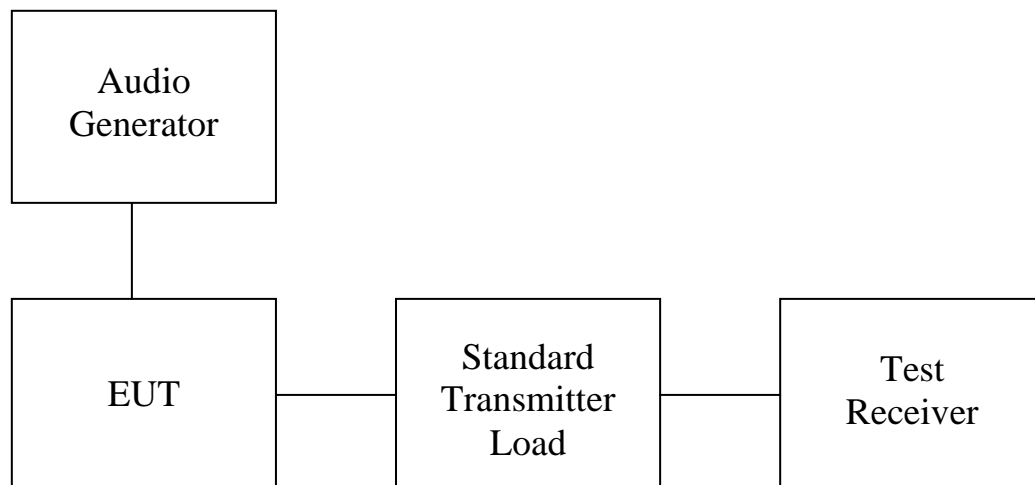
Report Number: W6M21103-11284-P-2224

FCC ID: UZI-PR30

4. Modulation Characteristics

4.1 Test procedure

- ☐ A curve or equivalent data showing the frequency response of the audio modulating circuit over a range of 100 to 5000 Hz shall be submitted.
The audio signal generator is connected to the audio input of the EUT with its full rating. The modulation response is measured at certain modulation frequencies, related to 1000Hz reference signal. Tests are performed for positive and negative modulation.
- ☐ Equipment which employs modulation Limiting: A curve or family of curves showing the percentage of modulation versus the modulation input voltage shall be supplied. The audio signal generator is connected to the audio input of the EUT with its full rating. The modulation limiting is measured at certain modulation frequencies from 100Hz to 15kHz.



4.2 Test Results

For digital modulation employed, this test item is not applicable.

Report Number: W6M21103-11284-P-2224

FCC ID: UZI-PR30

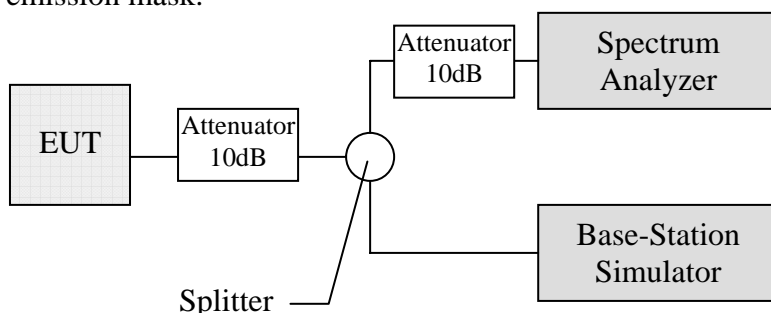
5. Occupied Bandwidth

The occupied bandwidth, that is the frequency bandwidth such that, below its lower and above its upper frequency limits, the mean powers radiated are each equal to 0.5 percent of the total mean power. Near the carrier an Emission Mask is defined by the standard.

5.1 Test procedure

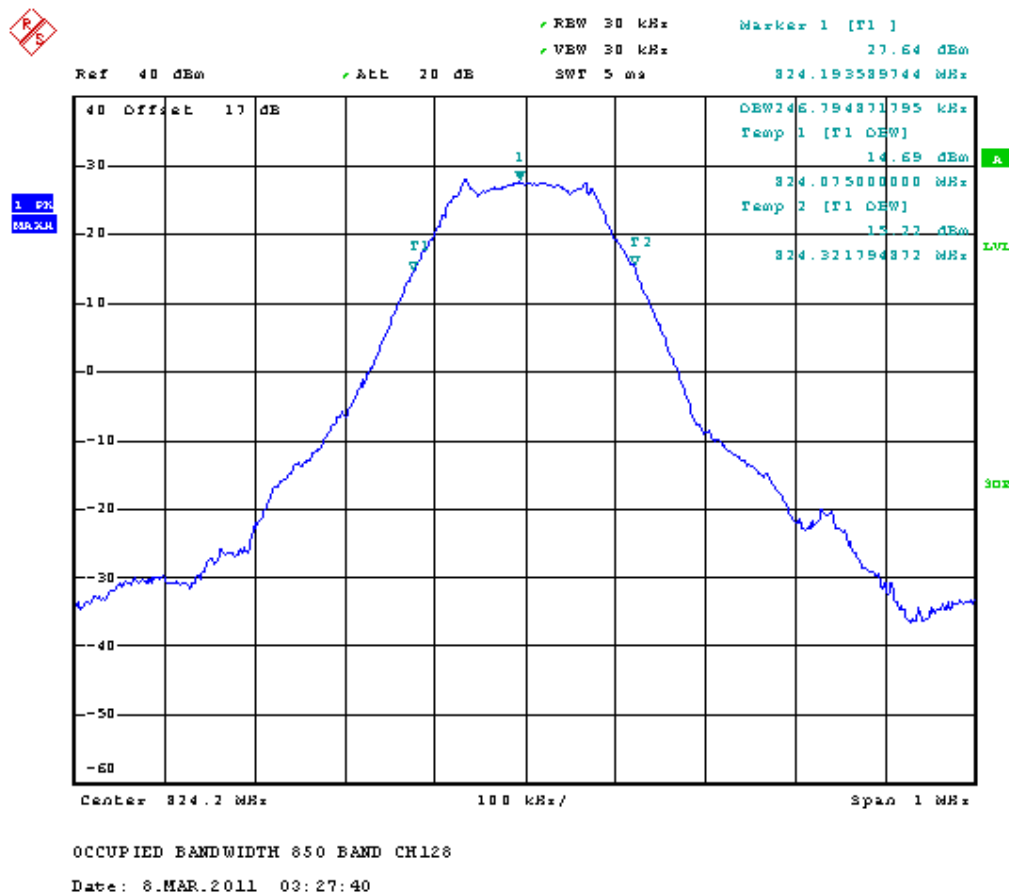
The RF output of the transceiver was connected as the following figure.


Occupied Bandwidth was measured with a occupied bandwidth function of the analyzer at 99% power was occupied. Then set the spectrum analyzer to cover the upper and lower band edges to measure emission mask.



5.2 Test Results

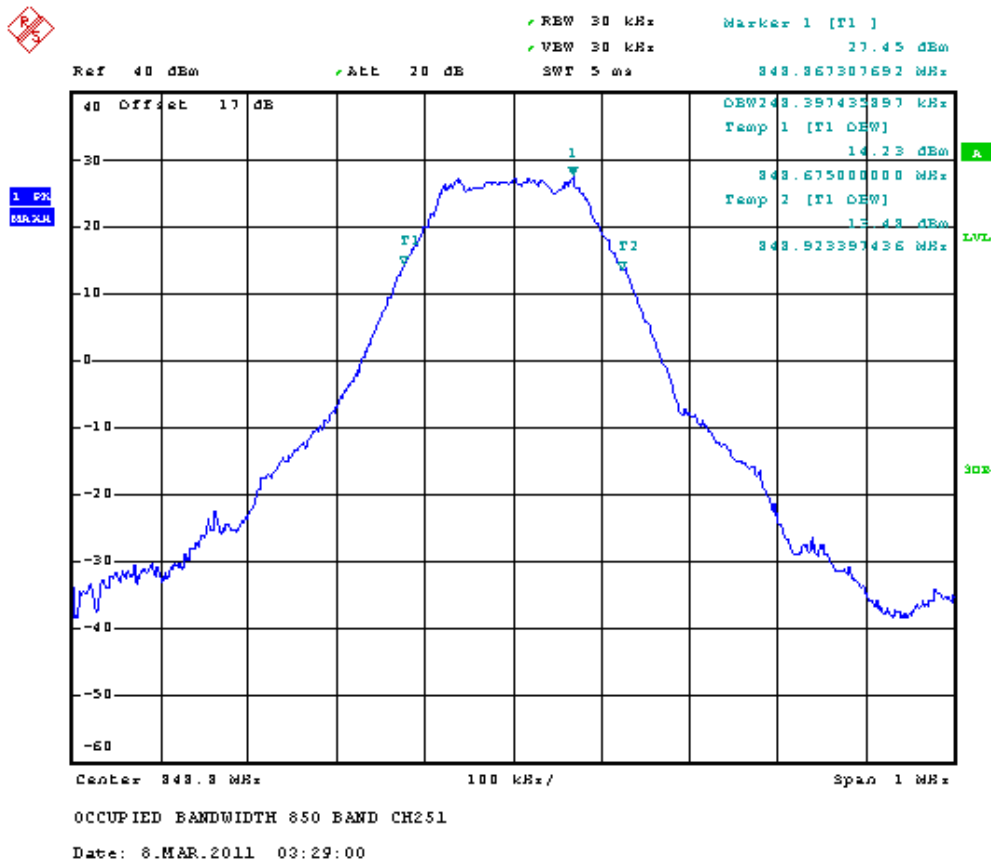
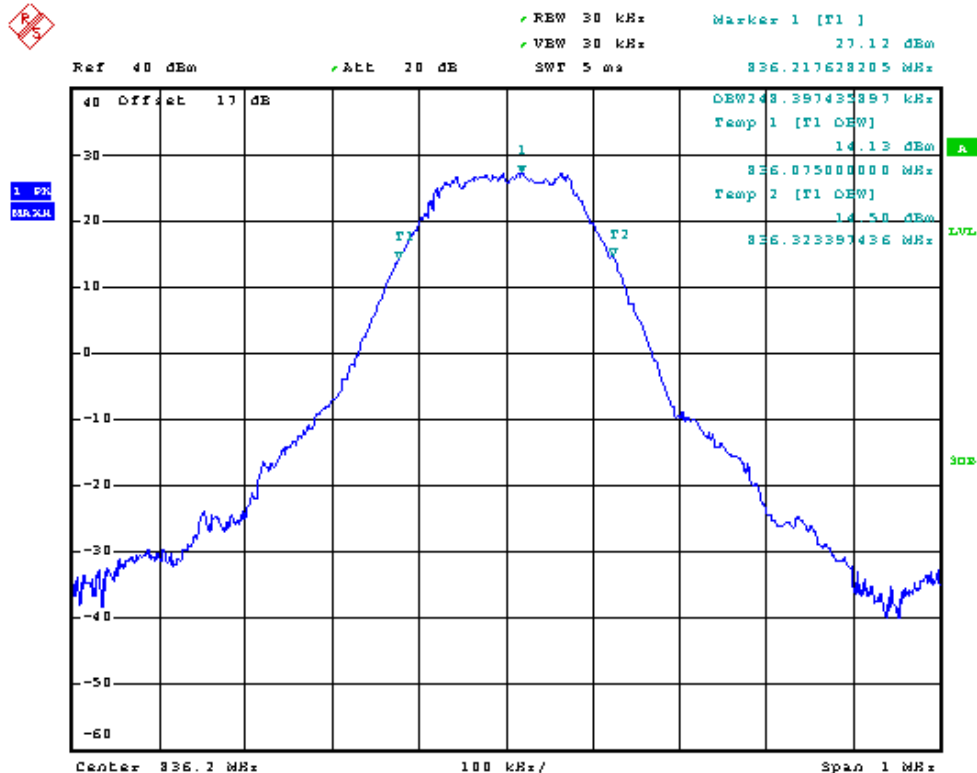
Occupied Channel Bandwidth






Report Number: W6M21103-11284-P-2224

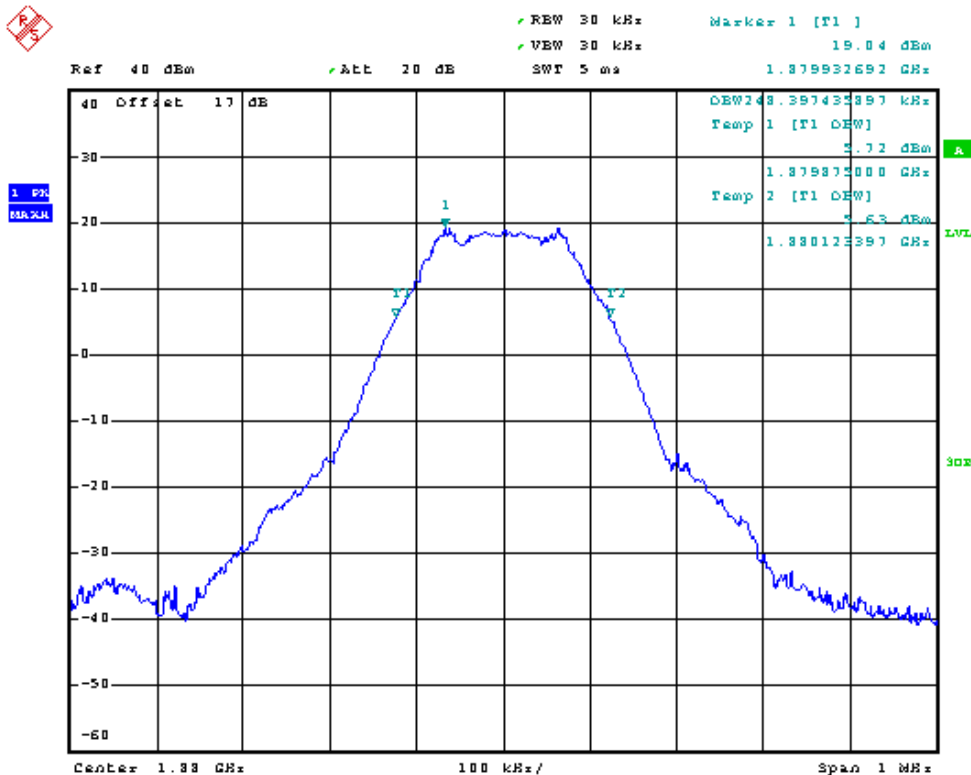
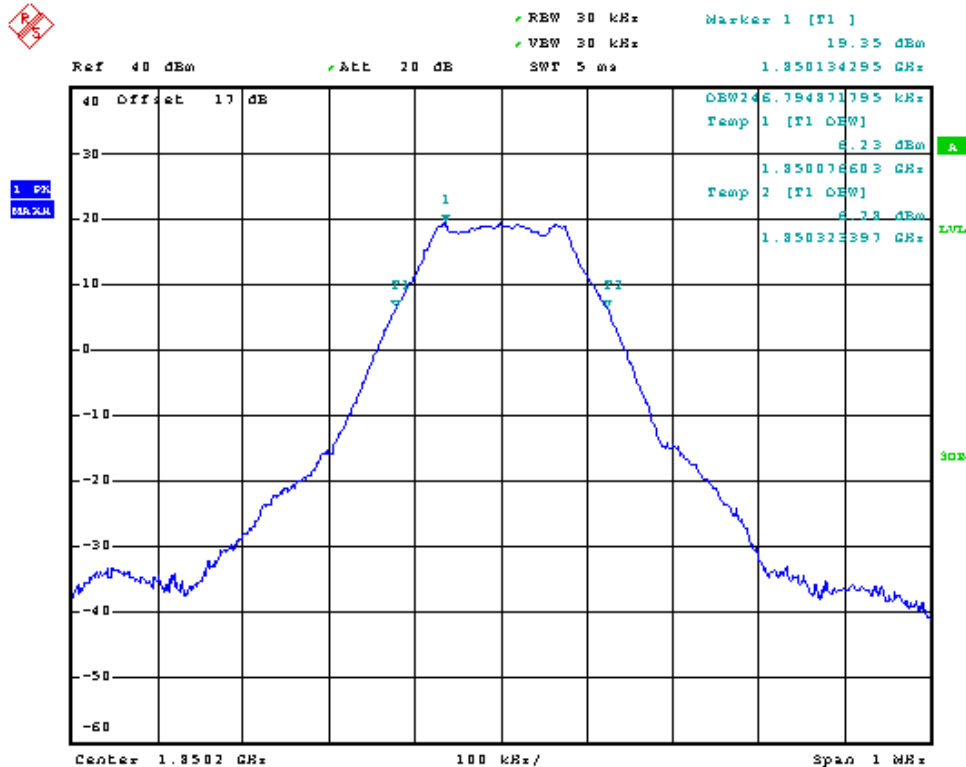
FCC ID: UZI-PR30





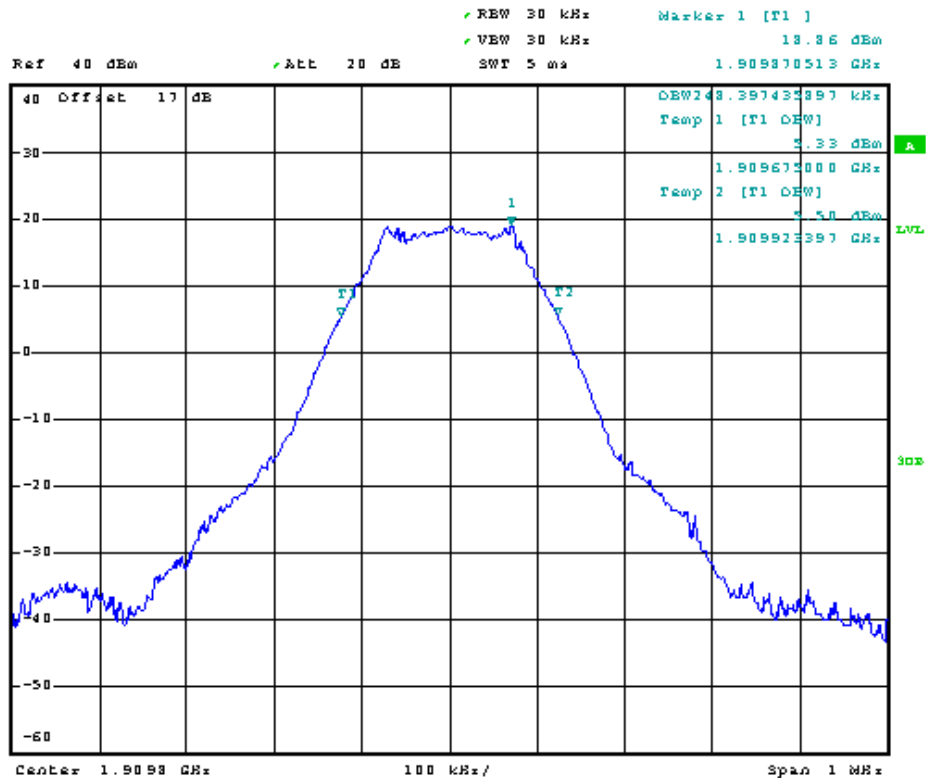
Report Number: W6M21103-11284-P-2224

FCC ID: UZI-PR30



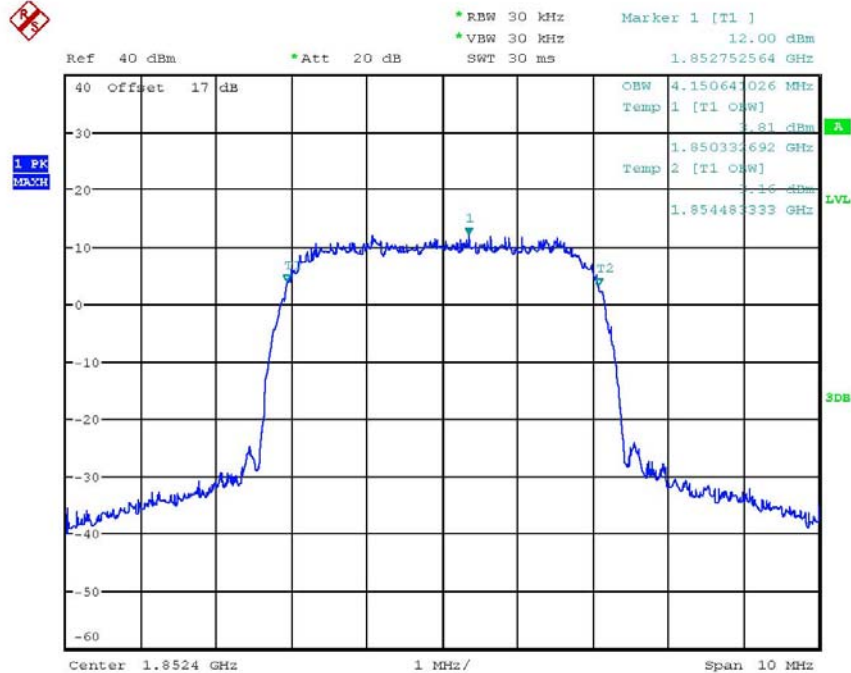
Report Number: W6M21103-11284-P-2224

FCC ID: UZI-PR30



OCCUPIED BANDWIDTH 1900 BAND CH810

Date: 8.MAR.2011 03:37:53



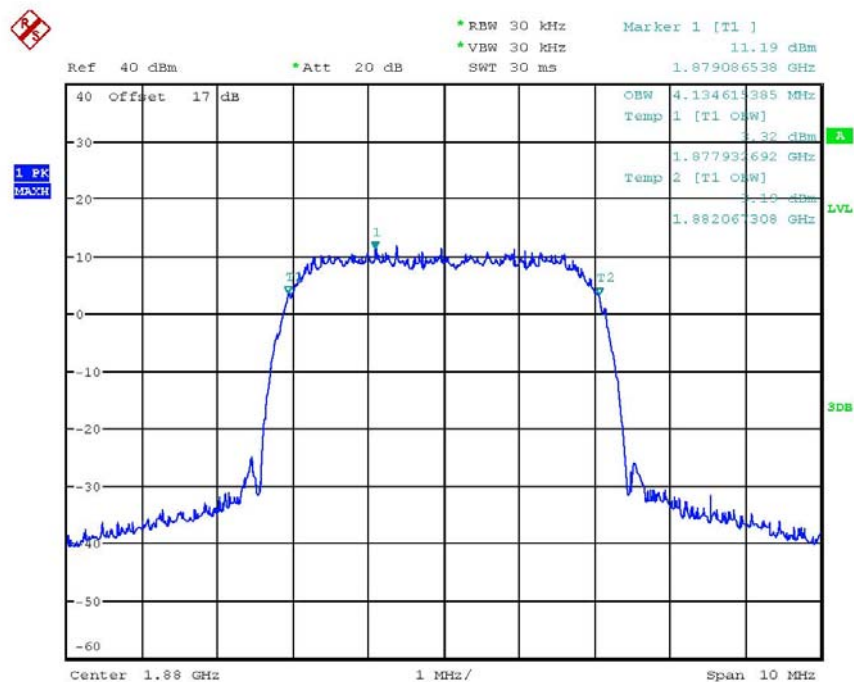
OCCUPIED BANDWIDTH WCDMA BAND II CH9262

Date: 8.MAR.2011 03:53:05



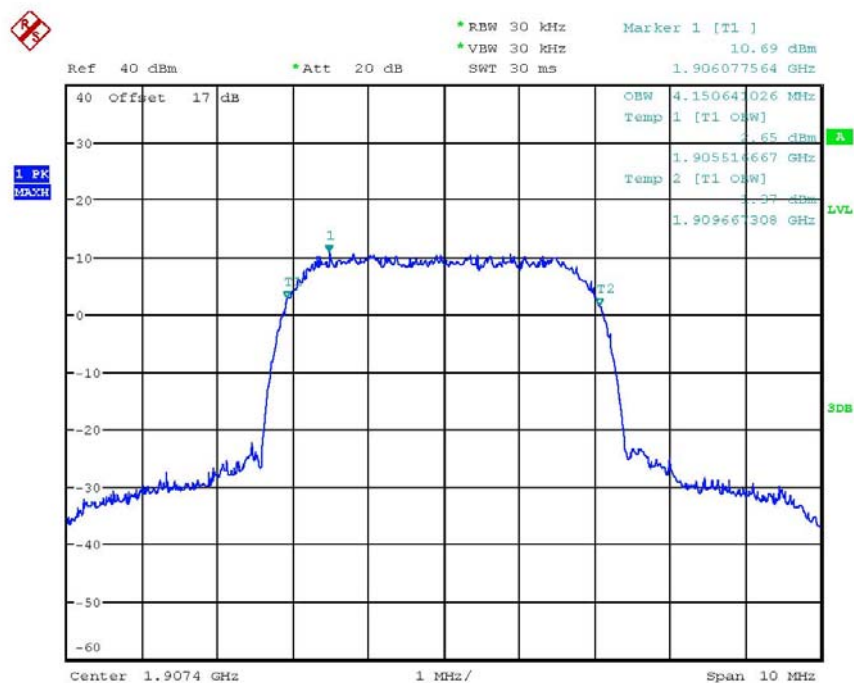
Report Number: W6M21103-11284-P-2224

FCC ID: UZI-PR30




OCCUPIED BANDWIDTH WCDMA BAND II CH9400

Date: 8.MAR.2011 03:52:37



OCCUPIED BANDWIDTH WCDMA BAND II CH9538

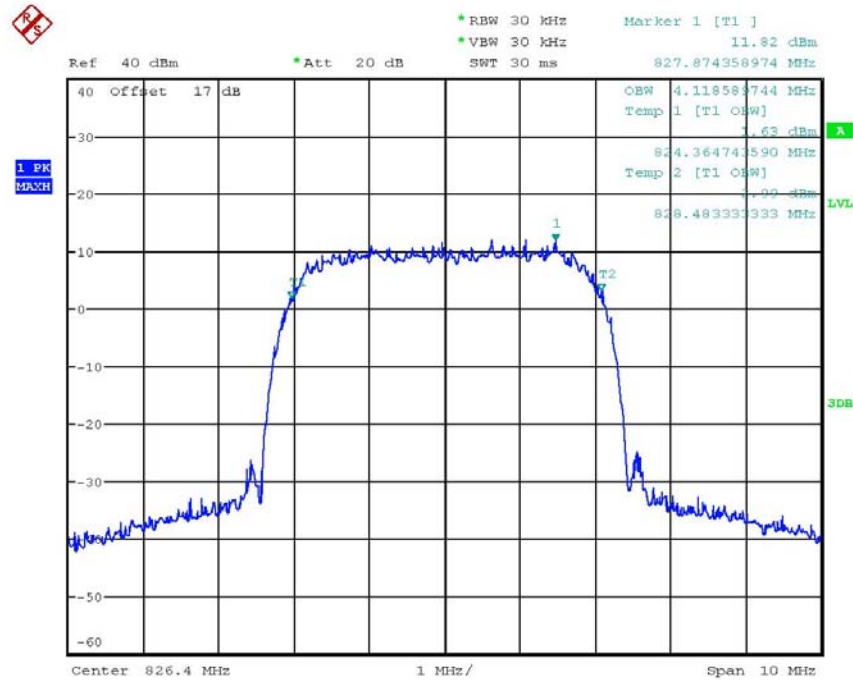
Date: 8.MAR.2011 03:52:10



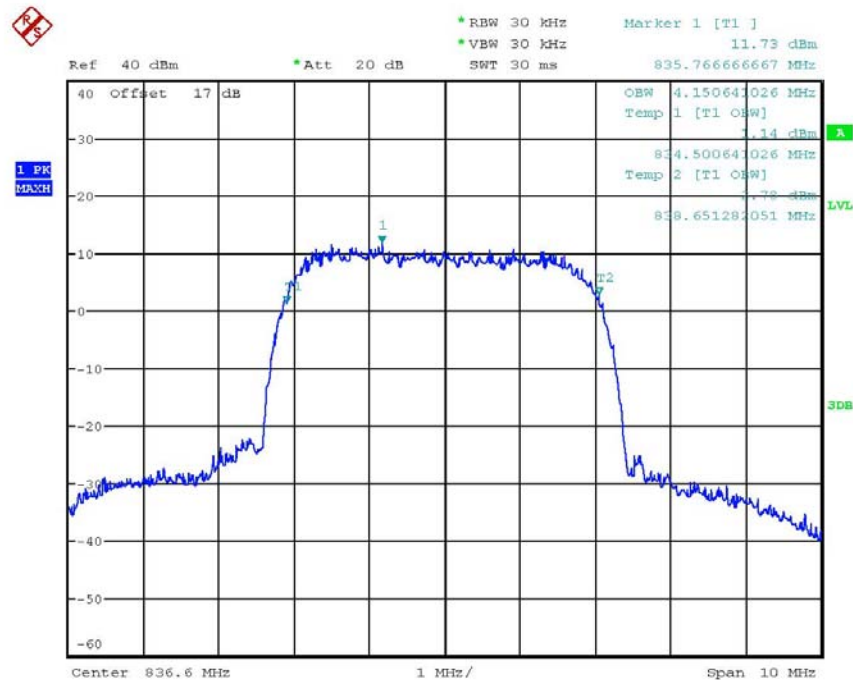
Worldwide Testing Services(Taiwan) Co., Ltd.

Report Number: W6M21103-11284-P-2224


FCC ID: UZI-PR30



OCCUPIED BANDWIDTH WCDMA BAND V CH4132
Date: 8.MAR.2011 03:54:42

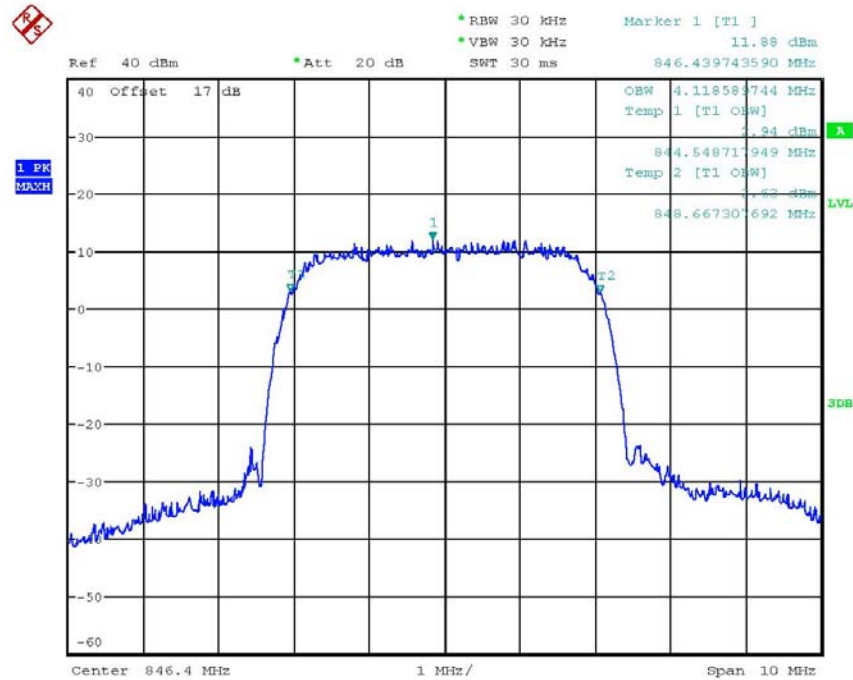


OCCUPIED BANDWIDTH WCDMA BAND V CH4183
Date: 8.MAR.2011 03:54:18



Report Number: W6M21103-11284-P-2224

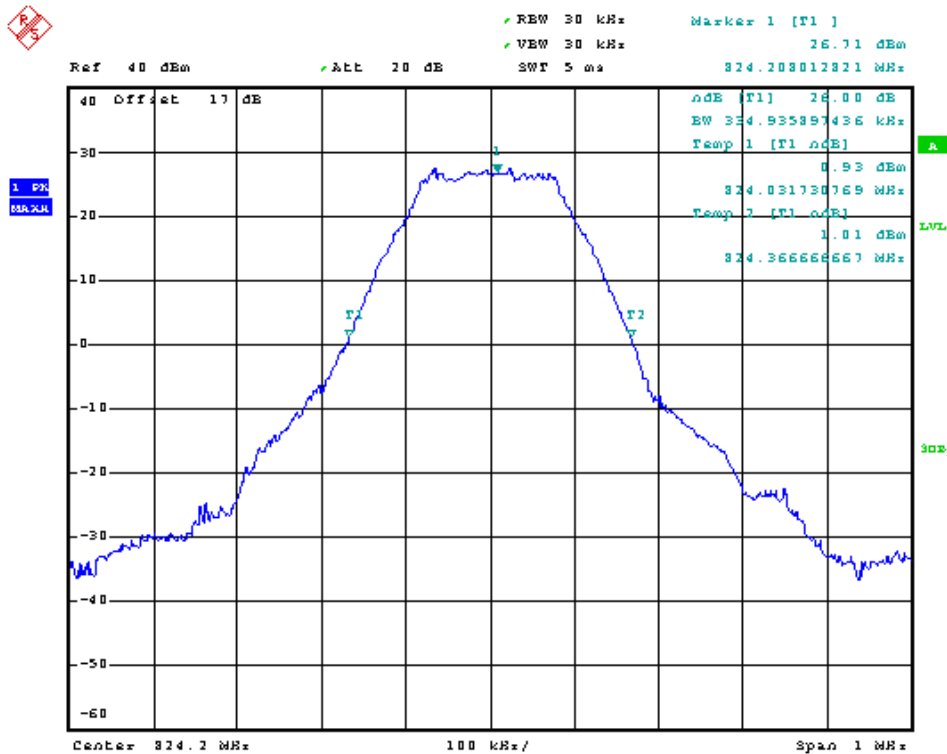
FCC ID: UZI-PR30



OCCUPIED BANDWIDTH WCDMA BAND V CH4233


Date: 8.MAR.2011 03:53:46

-26dB Channel Bandwidth



26DB BANDWIDTH 850 BAND CH128

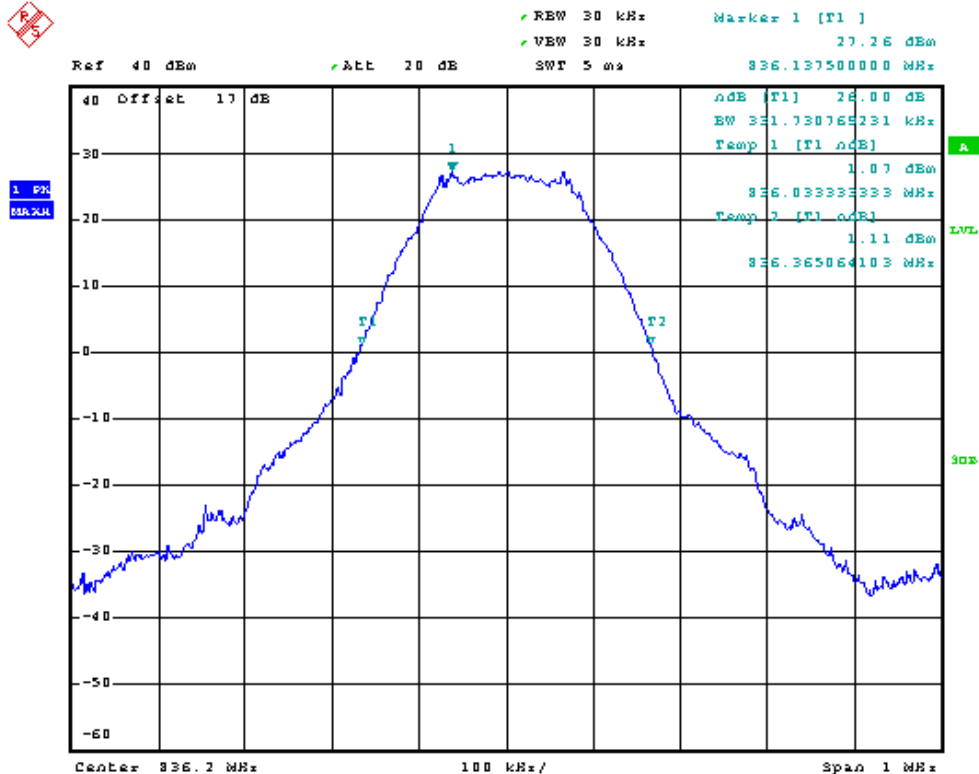
Date: 8.MAR.2011 03:40:53



Worldwide Testing Services(Taiwan) Co., Ltd.

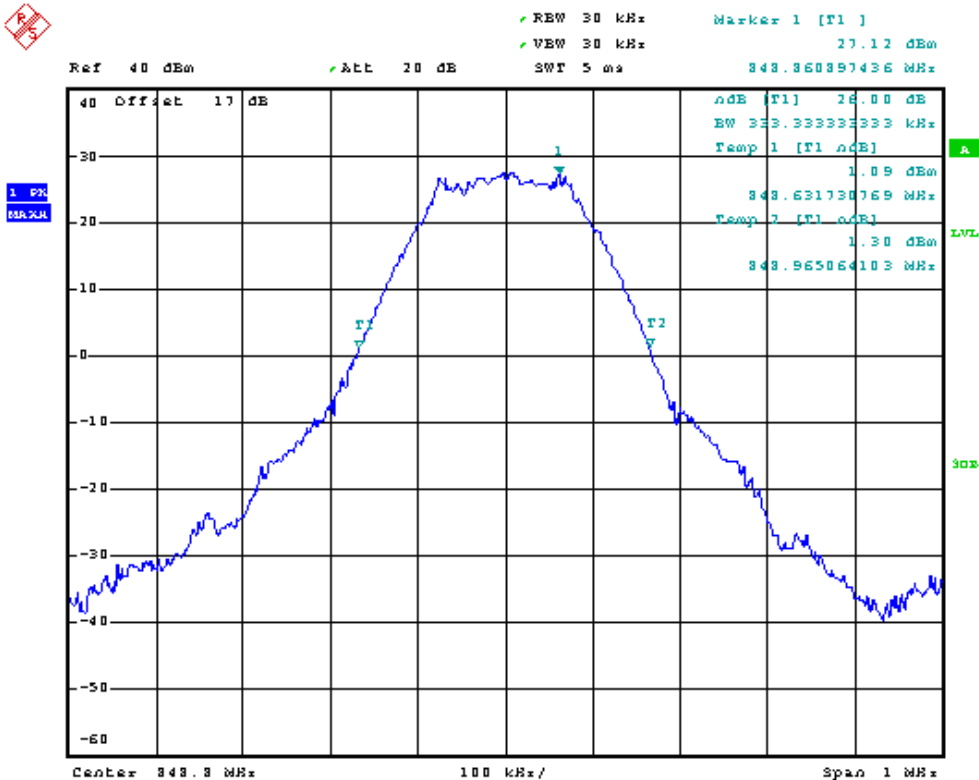
Report Number: W6M21103-11284-P-2224

FCC ID: UZI-PR30




26DB BANDWIDTH 850 BAND CH188

Date: 8.MAR.2011 03:41:40



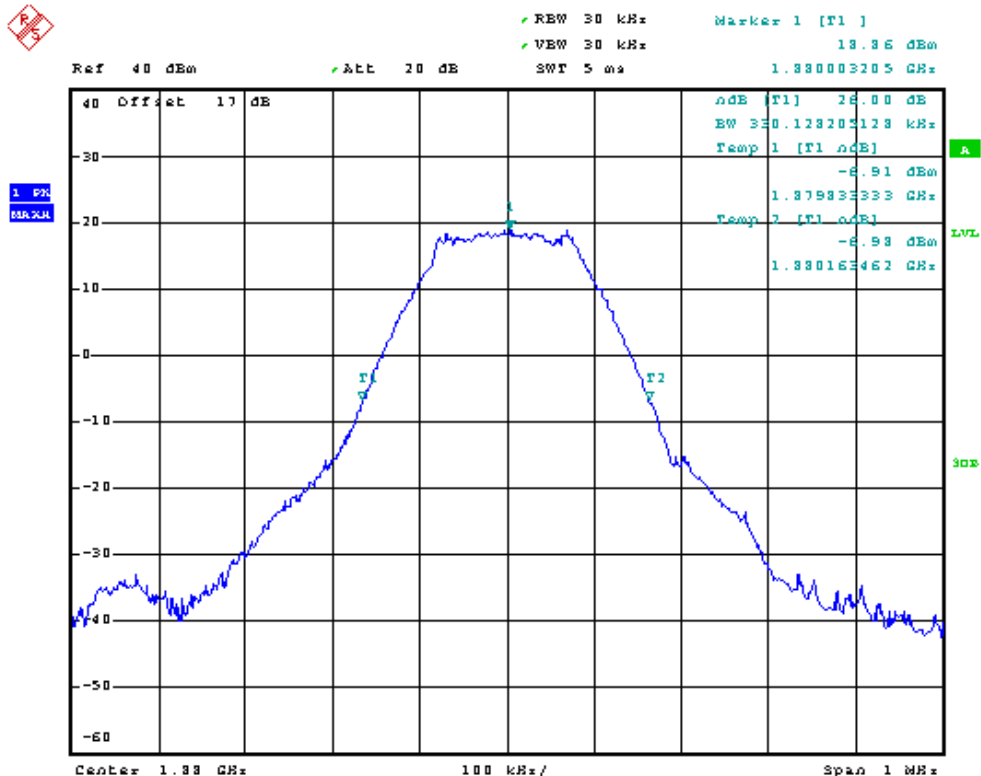
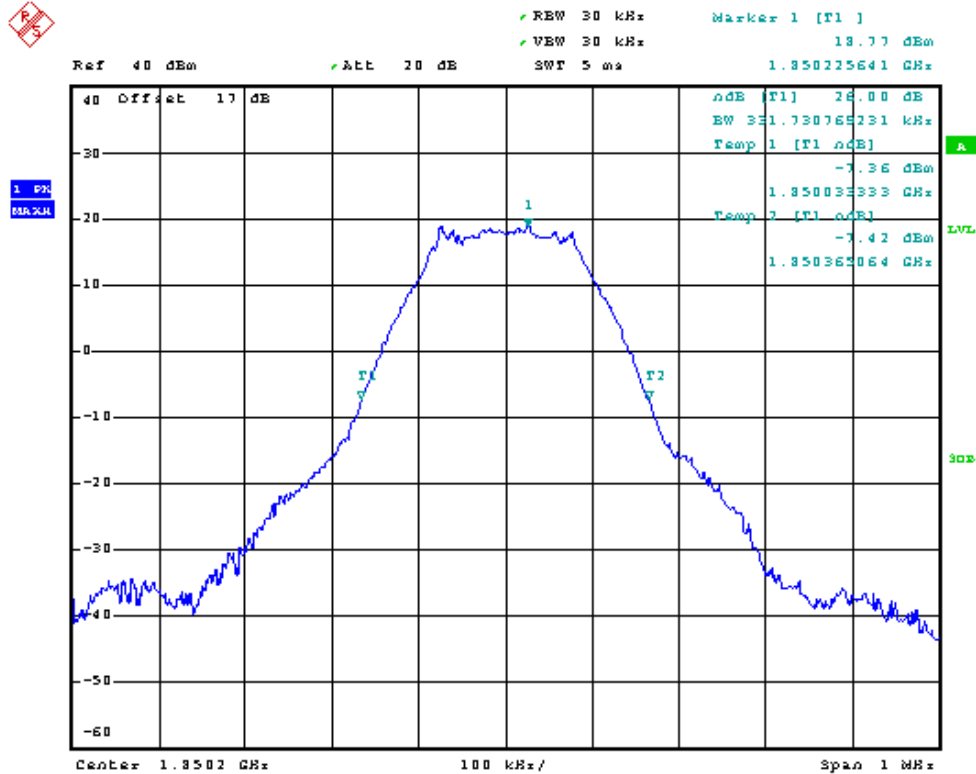
26DB BANDWIDTH 850 BAND CH251


Date: 8.MAR.2011 03:42:07



Report Number: W6M21103-11284-P-2224

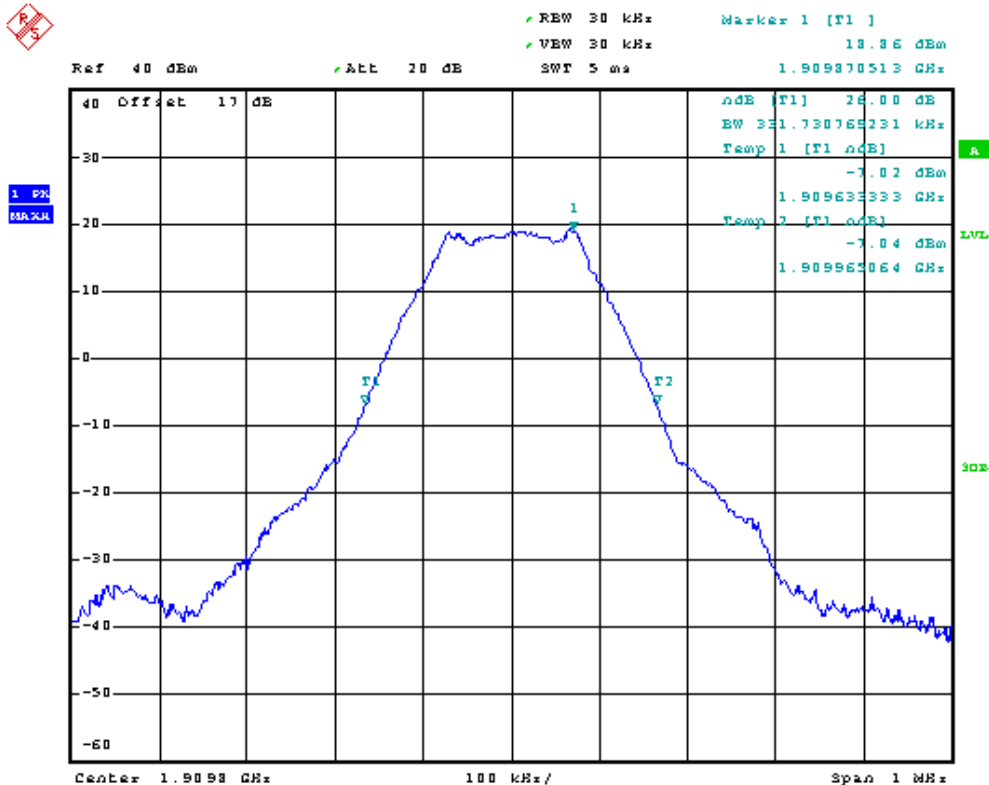
FCC ID: UZI-PR30





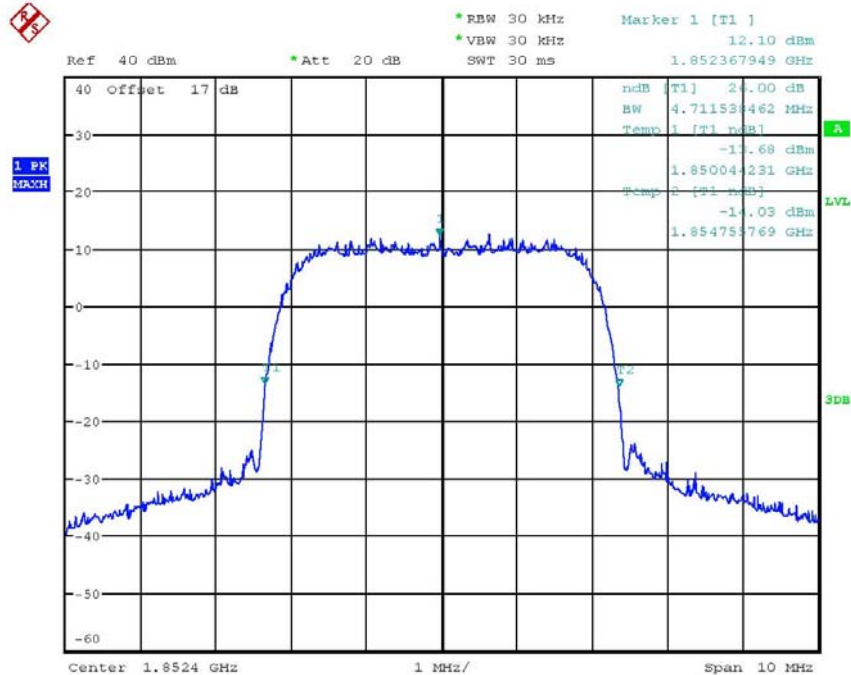
Report Number: W6M21103-11284-P-2224

FCC ID: UZI-PR30



26DB BANDWIDTH 1900 BAND CH810

Date: 8.MAR.2011 03:38:33

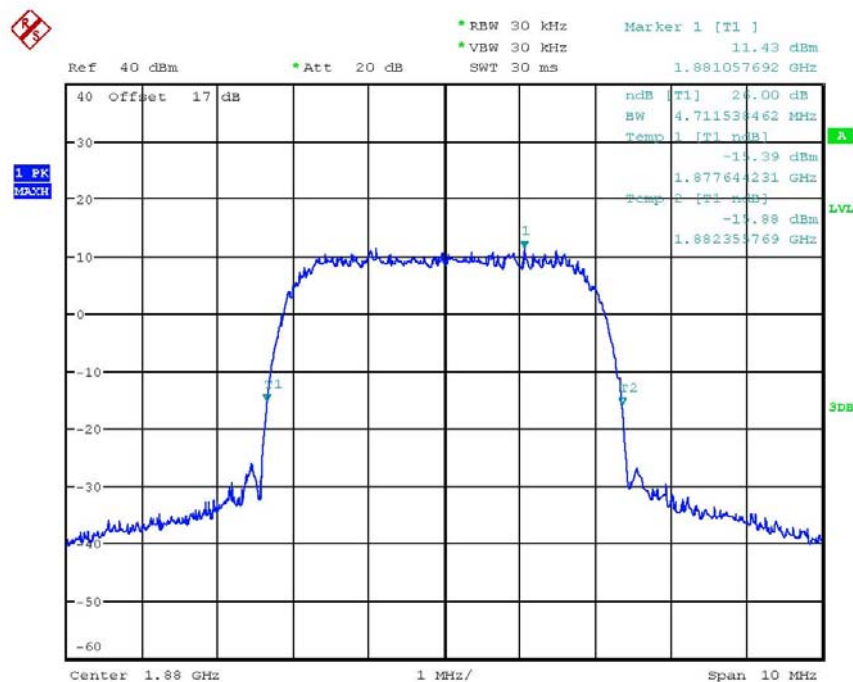


26DB BANDWIDTH WCDMA BAND II CH9262

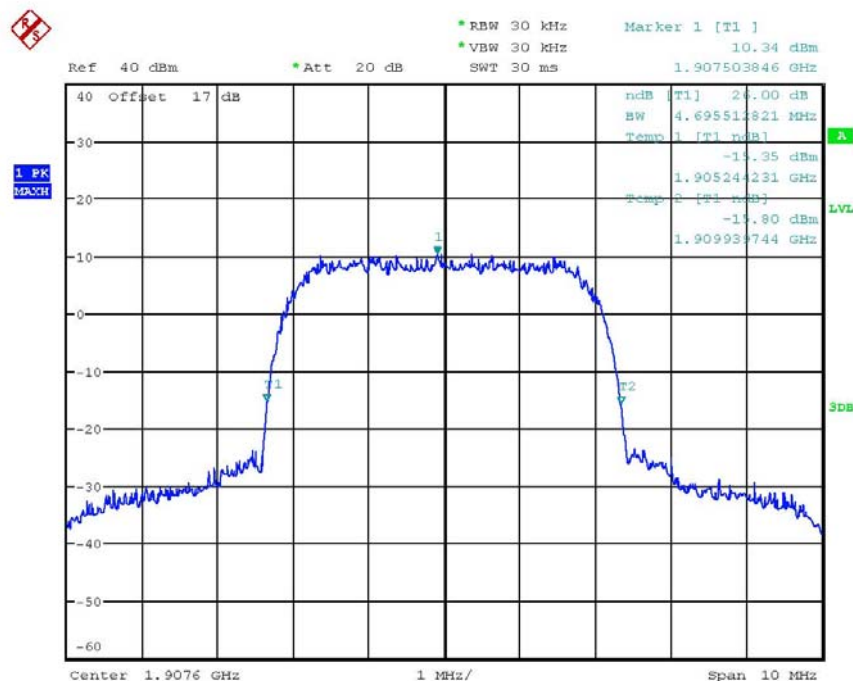
Date: 8.MAR.2011 03:50:26

Report Number: W6M21103-11284-P-2224

FCC ID: UZI-PR30



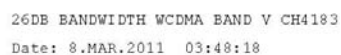
26DB BANDWIDTH WCDMA BAND II CH9400
Date: 8.MAR.2011 03:50:54




26DB BANDWIDTH WCDMA BAND II CH9538
Date: 8.MAR.2011 03:51:19



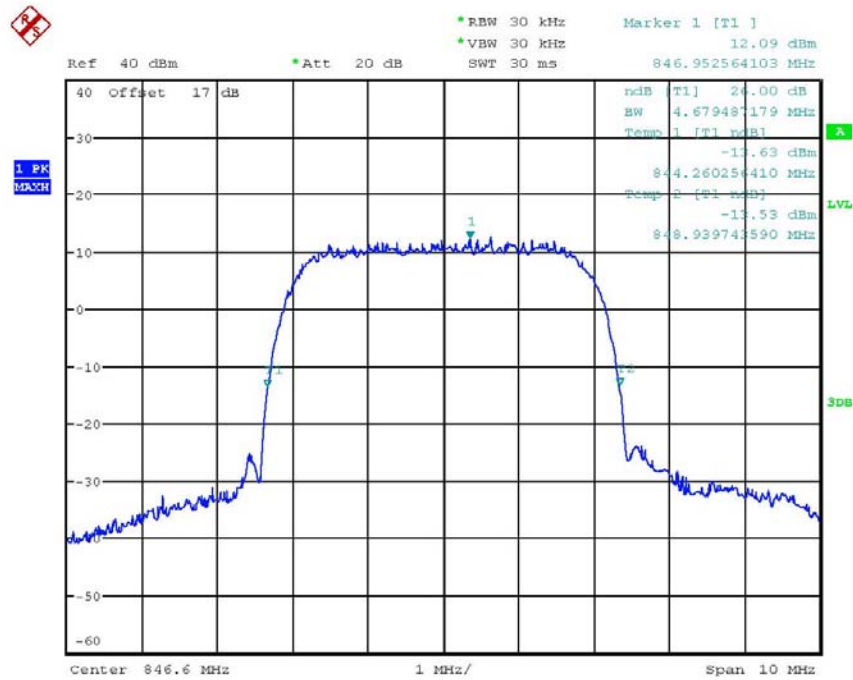
FCC ID: UZI-PR30





Report Number: W6M21103-11284-P-2224

FCC ID: UZI-PR30



26DB BANDWIDTH WCDMA BAND V CH4233
Date: 8.MAR.2011 03:49:47

Test equipment: ETSTW-RE 055, ETSTW-GSM 02

Report Number: W6M21103-11284-P-2224

FCC ID: UZI-PR30

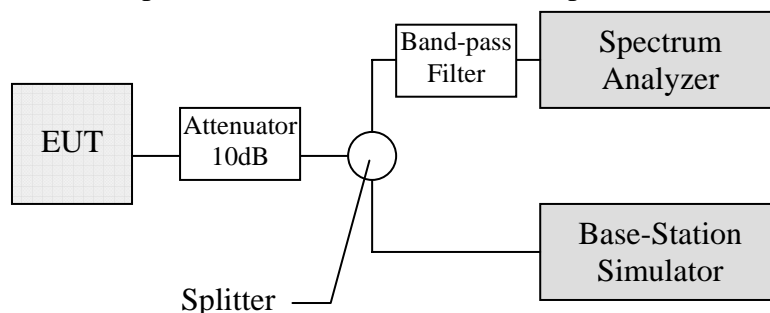
6. Spurious Emissions at Antenna Terminals

6.1 Test procedure

This transmitter output was connected to a calibrated coaxial attenuator, the other end of which was connected to a spectrum analyzer via a three-port splitter. Please refer to the following figure. Transmitter output was derived with the spectrum analyzer in dBm.

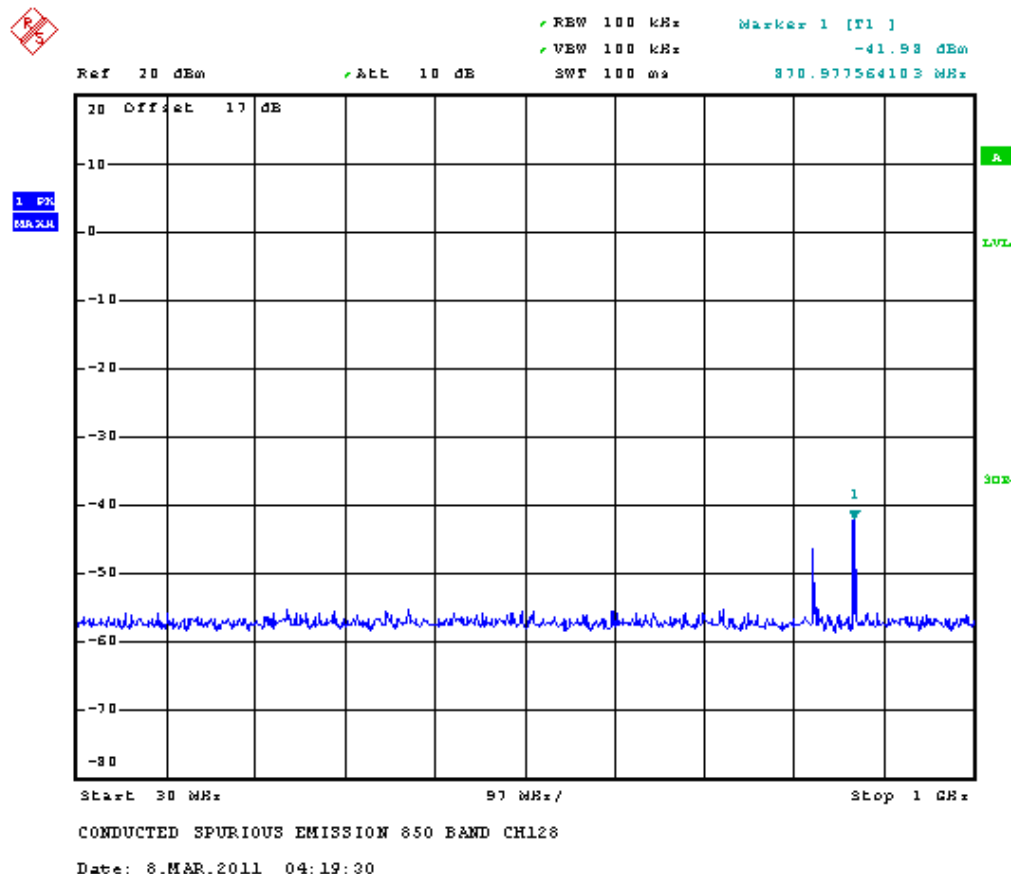
The Spurious Emissions at Antenna Terminals was measured by the spectrum analyzer with a suitable notch filter and/or Band-pass filter.


Tests were performed with an unmodulated carrier at three frequencies (low , middle and high channels) and on all power levels , which can be set-up on the transmitters.



6.2 Test Results

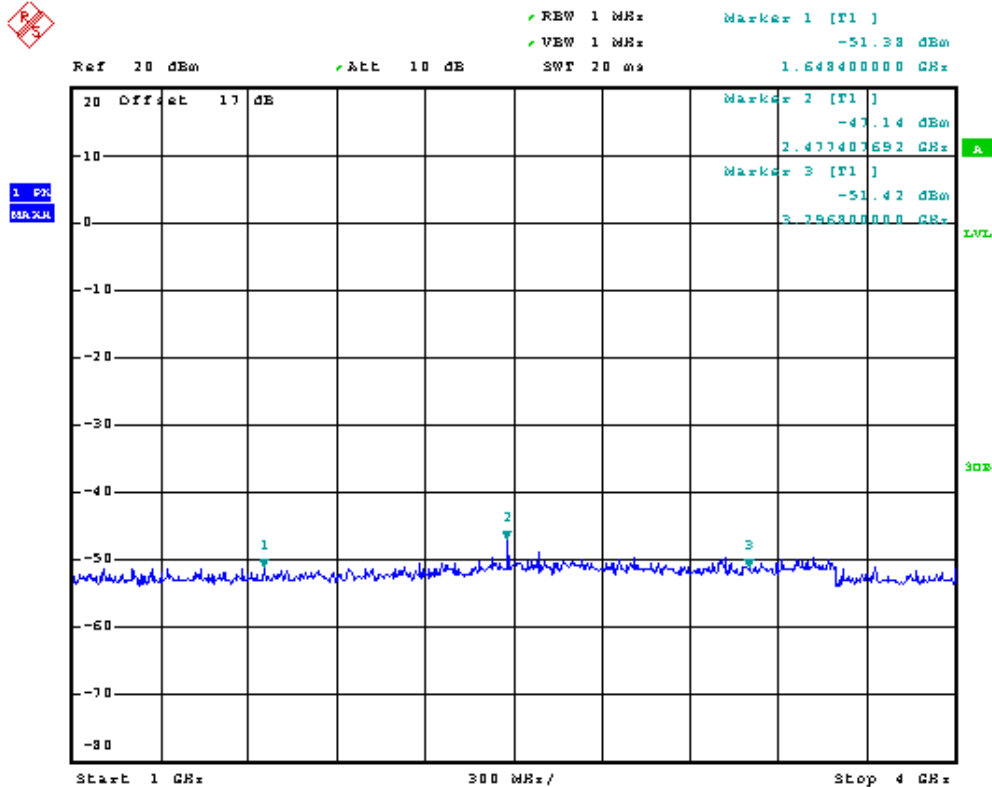
CH128





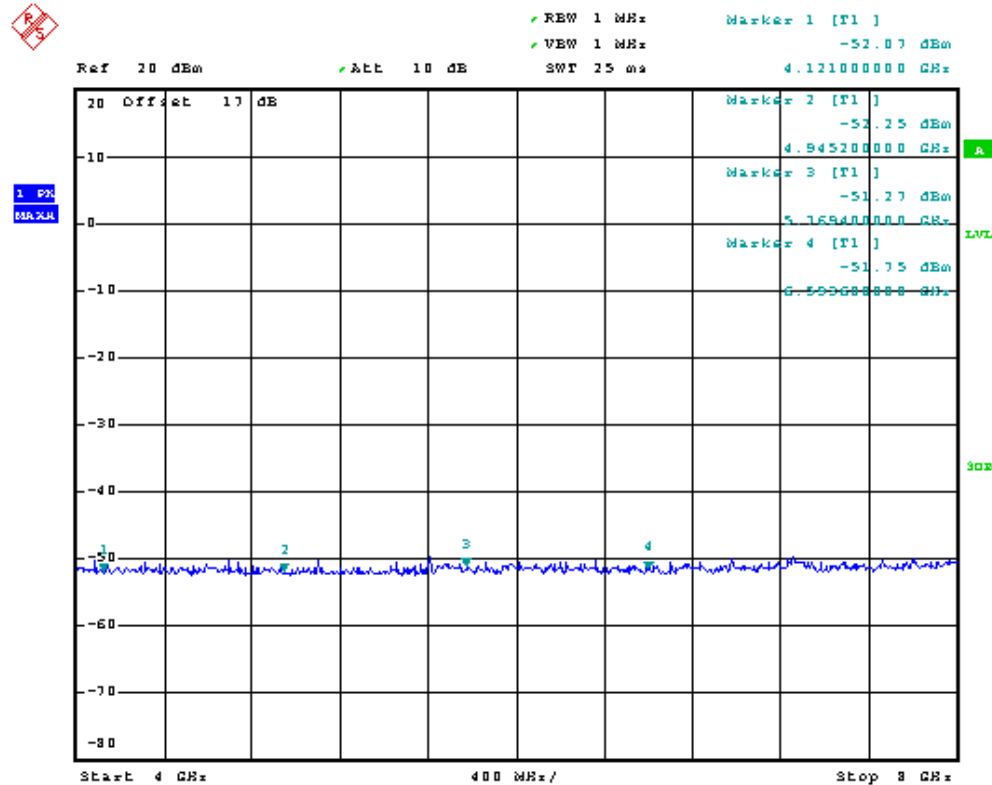
Report Number: W6M21103-11284-P-2224

FCC ID: UZI-PR30




CONDUCTED SPURIOUS EMISSION 850 BAND CH128

Date: 8.MAR.2011 05:14:45



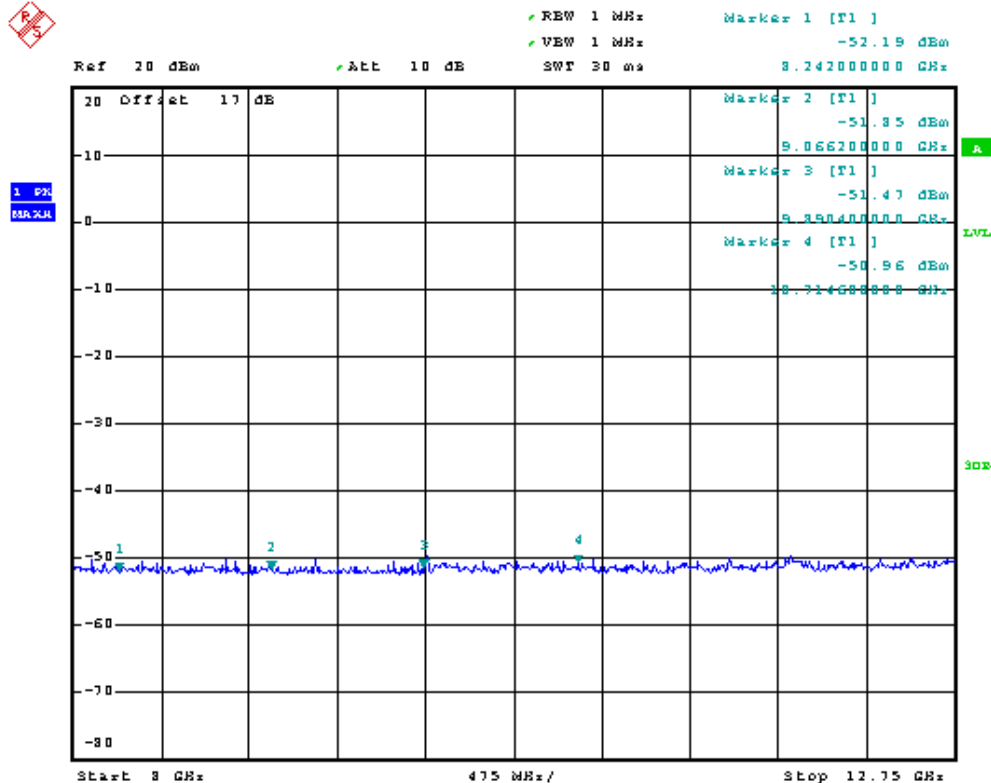
CONDUCTED SPURIOUS EMISSION 850 BAND CH128

Date: 8.MAR.2011 05:13:59



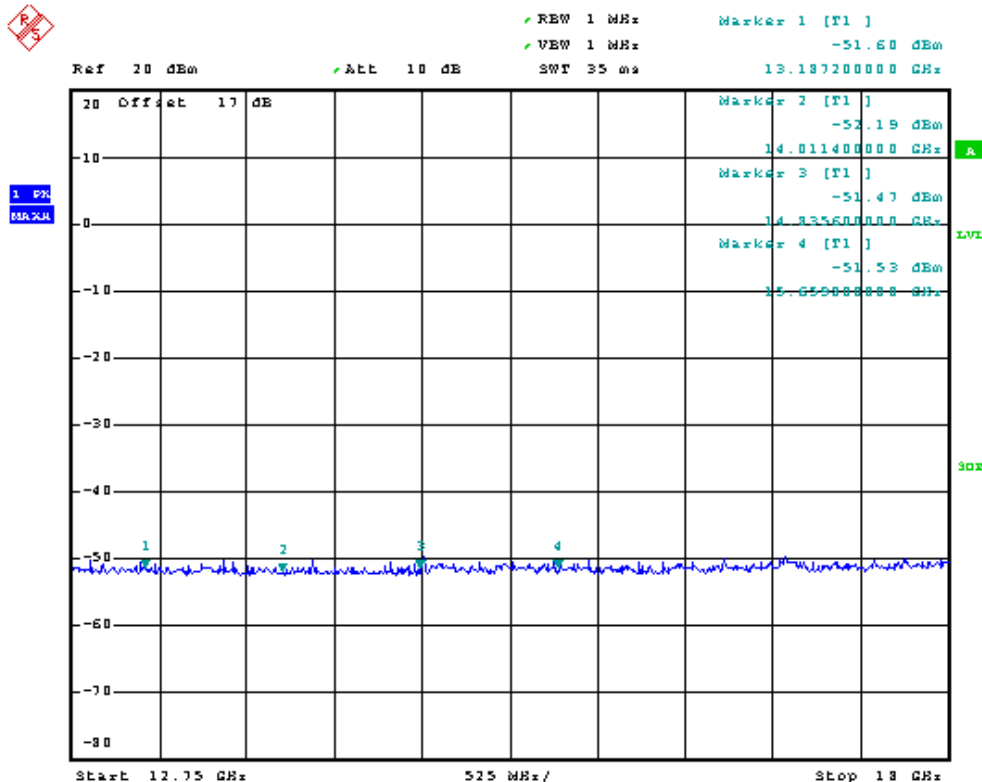
Report Number: W6M21103-11284-P-2224

FCC ID: UZI-PR30




CONDUCTED SPURIOUS EMISSION 850 BAND CH128

Date: 8.MAR.2011 05:13:29



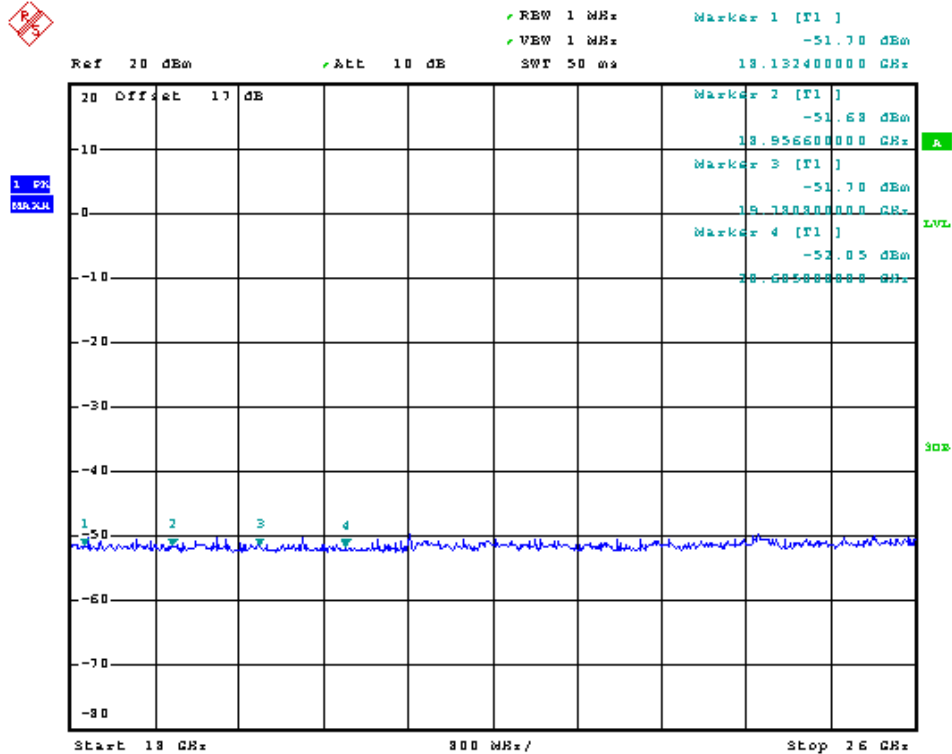
CONDUCTED SPURIOUS EMISSION 850 BAND CH128

Date: 8.MAR.2011 05:13:01



Report Number: W6M21103-11284-P-2224

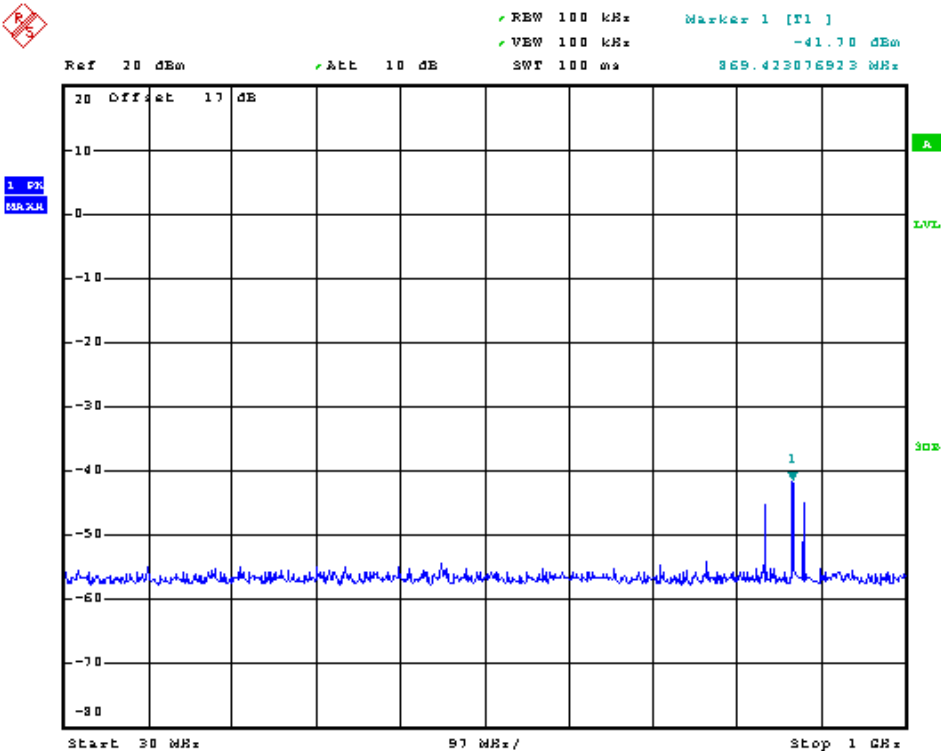
FCC ID: UZI-PR30



CONDUCTED SPURIOUS EMISSION 850 BAND CH128


Date: 8.MAR.2011 05:12:28

CH188



CONDUCTED SPURIOUS EMISSION 850 BAND CH188

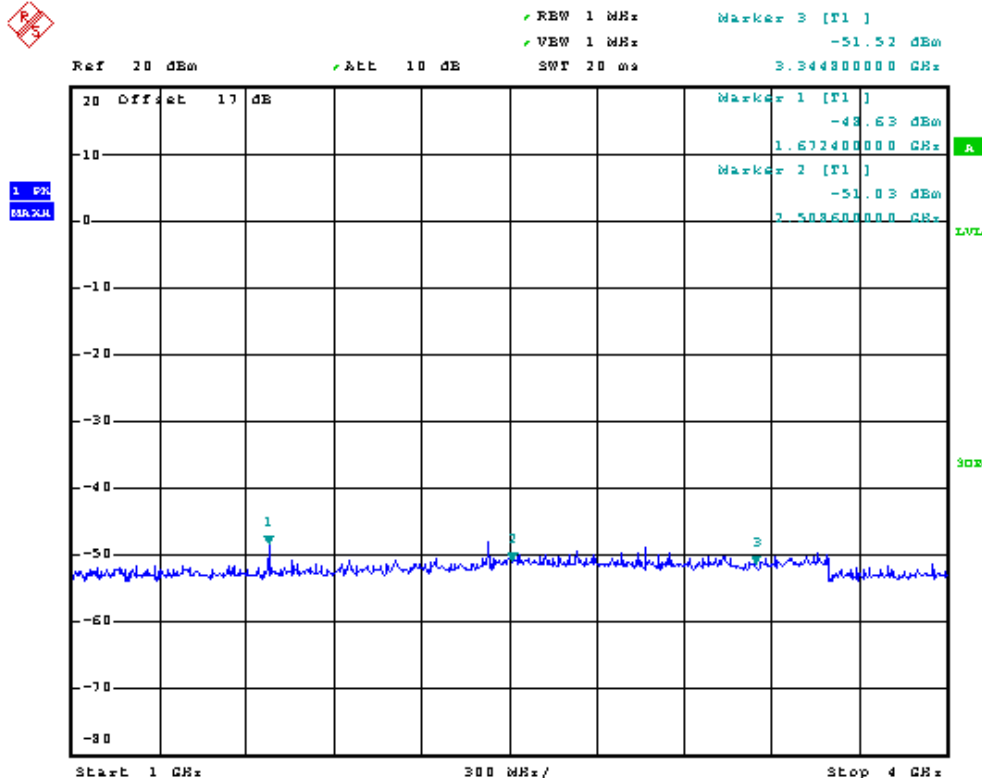
Date: 8.MAR.2011 04:15:00



Worldwide Testing Services(Taiwan) Co., Ltd.

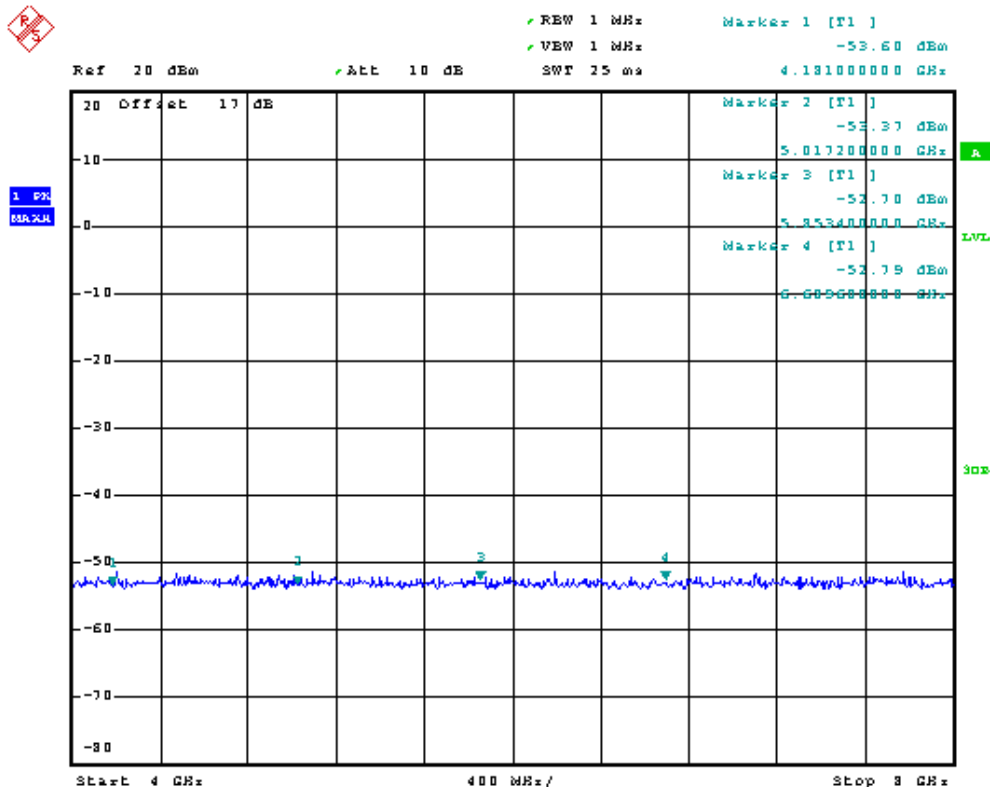
Report Number: W6M21103-11284-P-2224

FCC ID: UZI-PR30




CONDUCTED SPURIOUS EMISSION 850 BAND CH188

Date: 8.MAR.2011 05:15:20



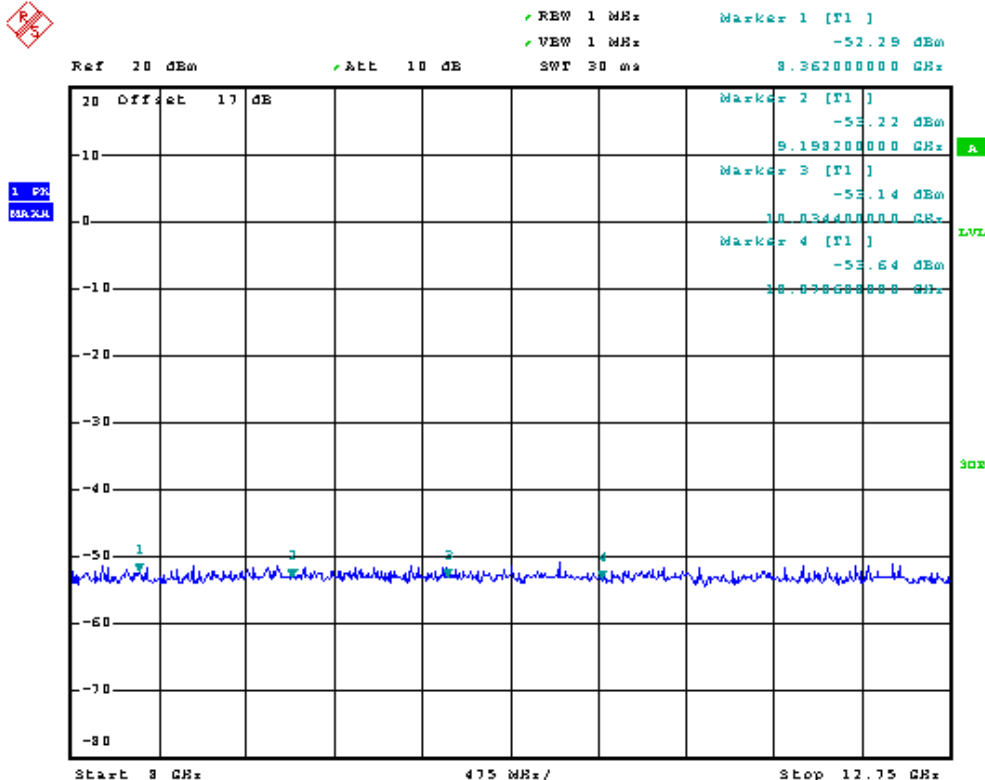
CONDUCTED SPURIOUS EMISSION 850 BAND CH188

Date: 8.MAR.2011 05:16:03



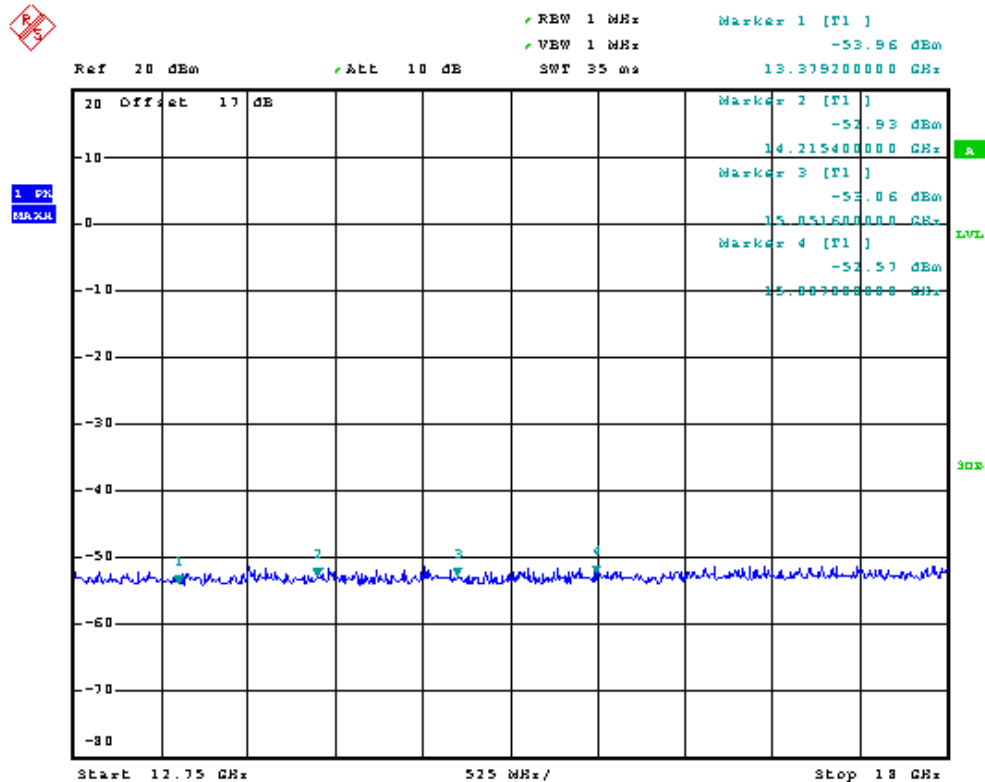
Report Number: W6M21103-11284-P-2224

FCC ID: UZI-PR30




CONDUCTED SPURIOUS EMISSION 850 BAND CH188

Date: 8.MAR.2011 05:15:33



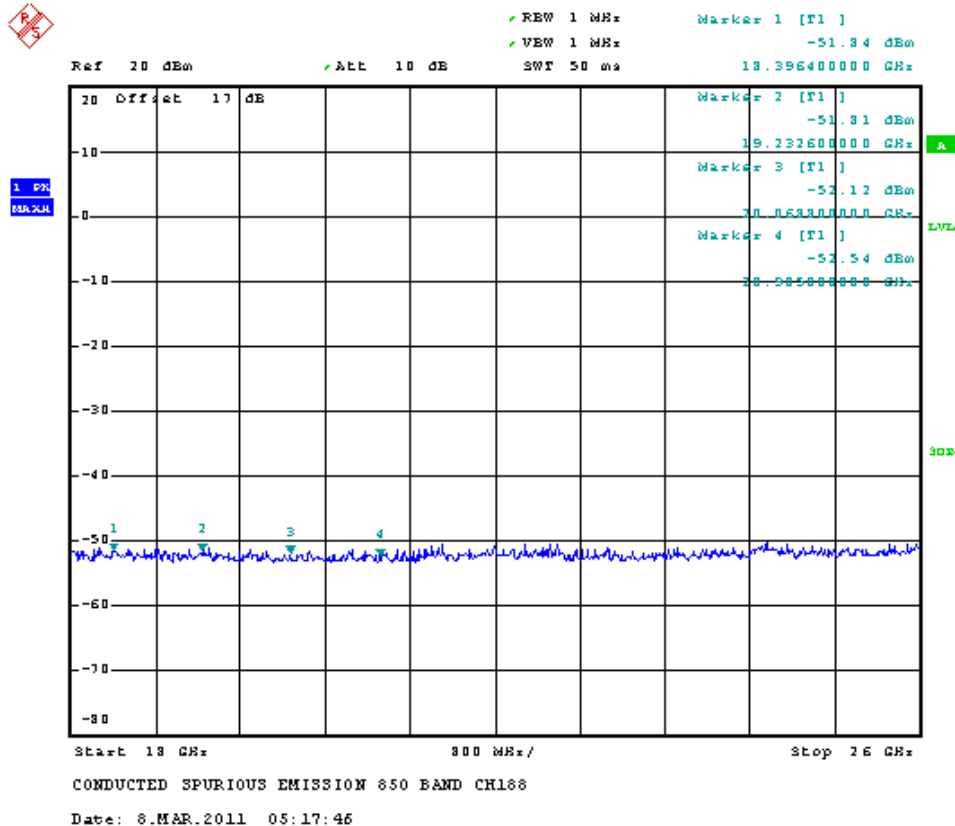
CONDUCTED SPURIOUS EMISSION 850 BAND CH188

Date: 8.MAR.2011 05:17:12

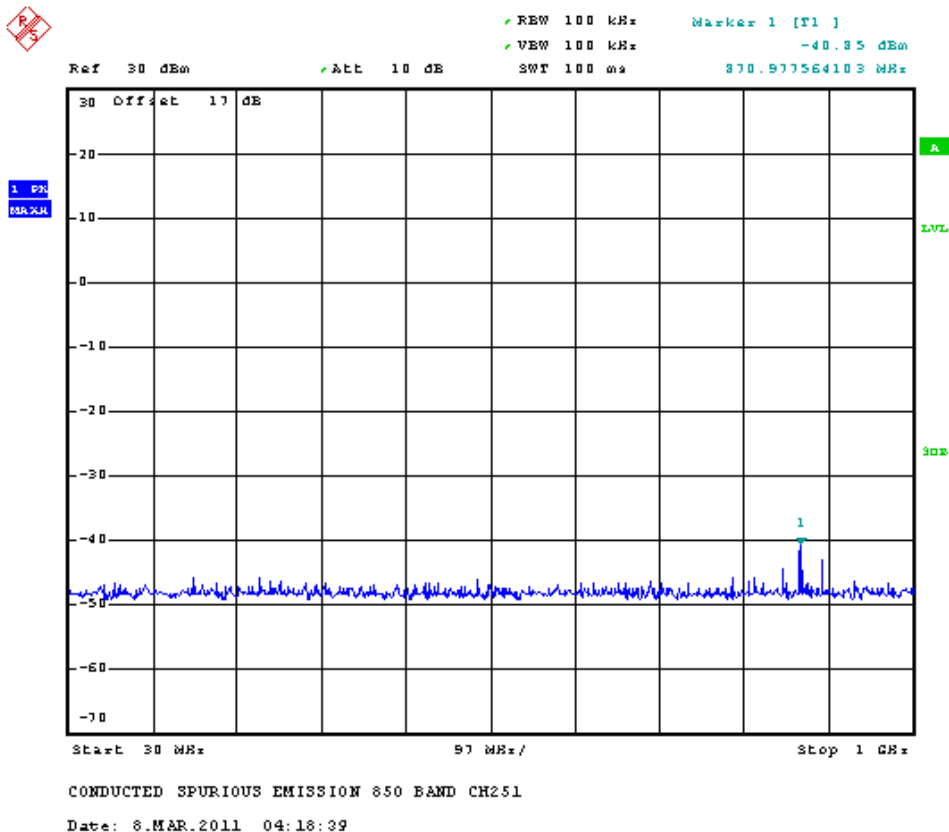



Report Number: W6M21103-11284-P-2224

FCC ID: UZI-PR30



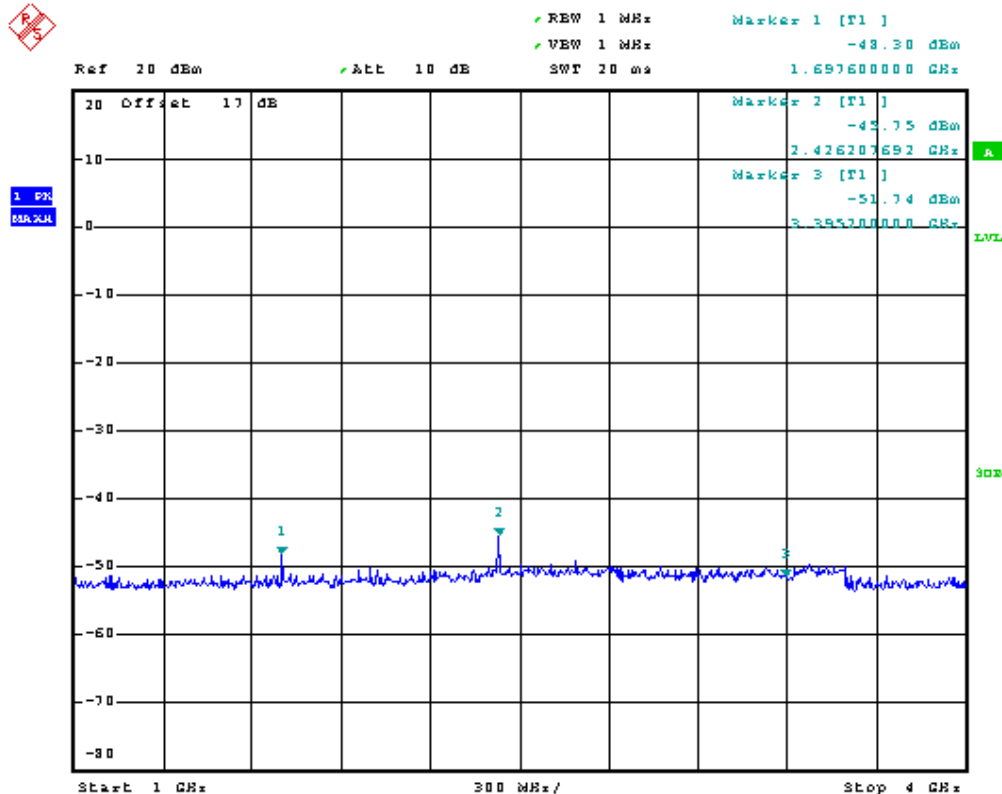
CH251





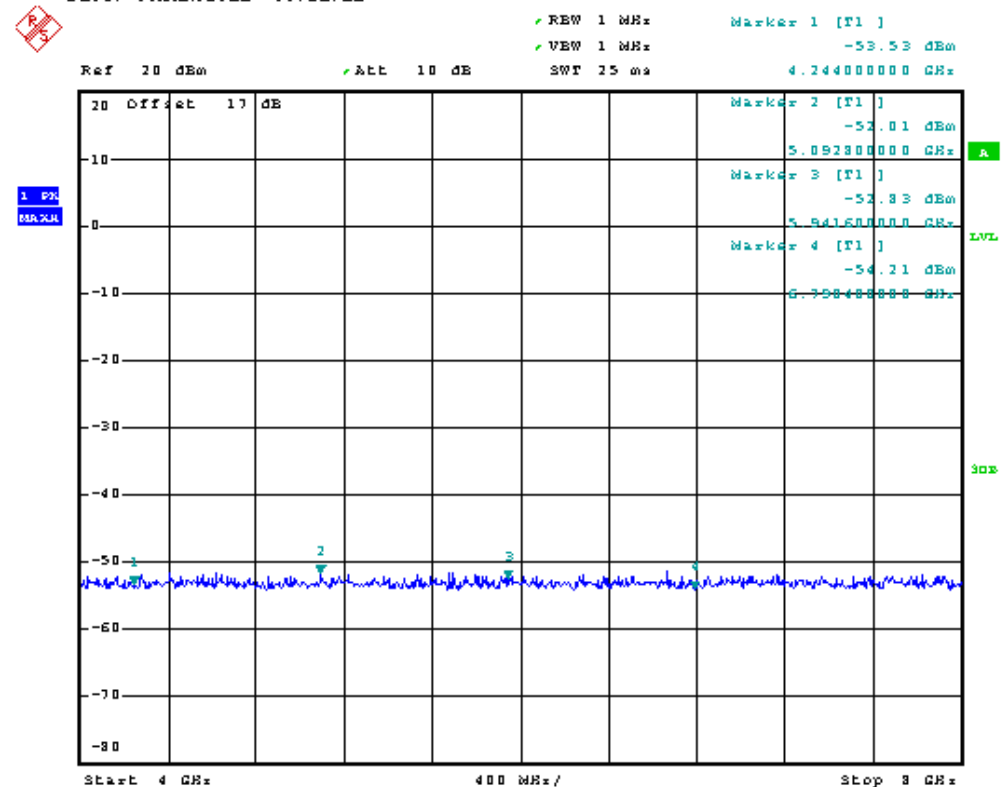
Report Number: W6M21103-11284-P-2224

FCC ID: UZI-PR30




CONDUCTED SPURIOUS EMISSION 850 BAND CH251

Date: 8.MAR.2011 05:21:11



CONDUCTED SPURIOUS EMISSION 850 BAND CH251

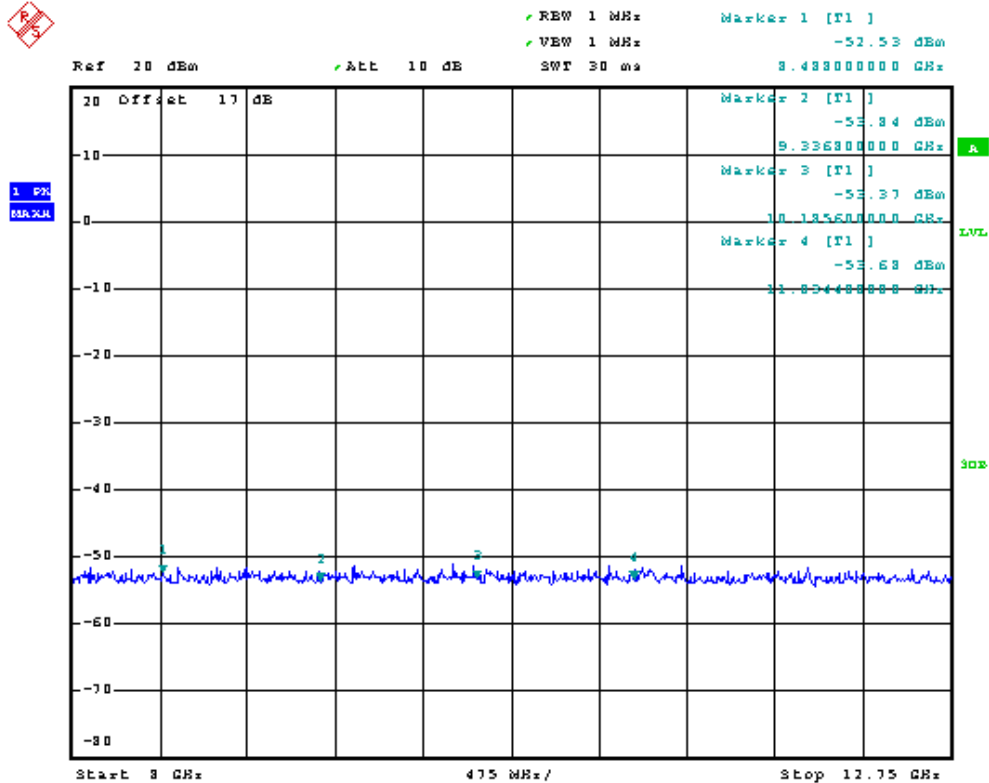
Date: 8.MAR.2011 05:19:52



Worldwide Testing Services(Taiwan) Co., Ltd.

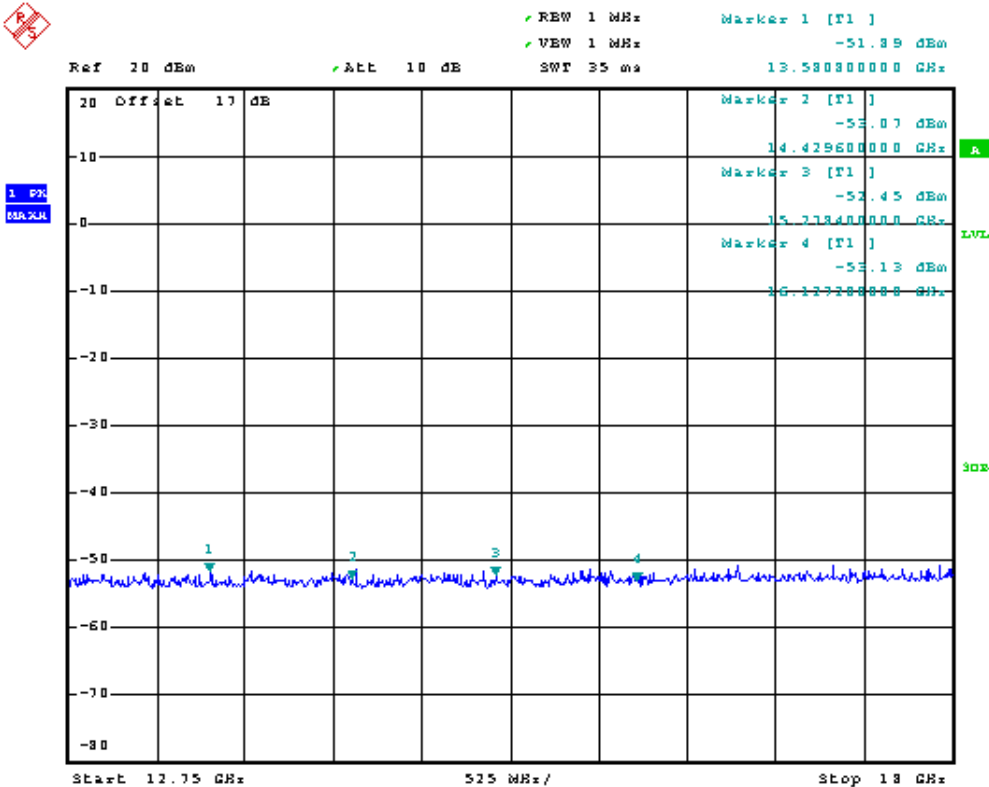
Report Number: W6M21103-11284-P-2224

FCC ID: UZI-PR30




CONDUCTED SPURIOUS EMISSION 850 BAND CH251

Date: 8.MAR.2011 05:19:21



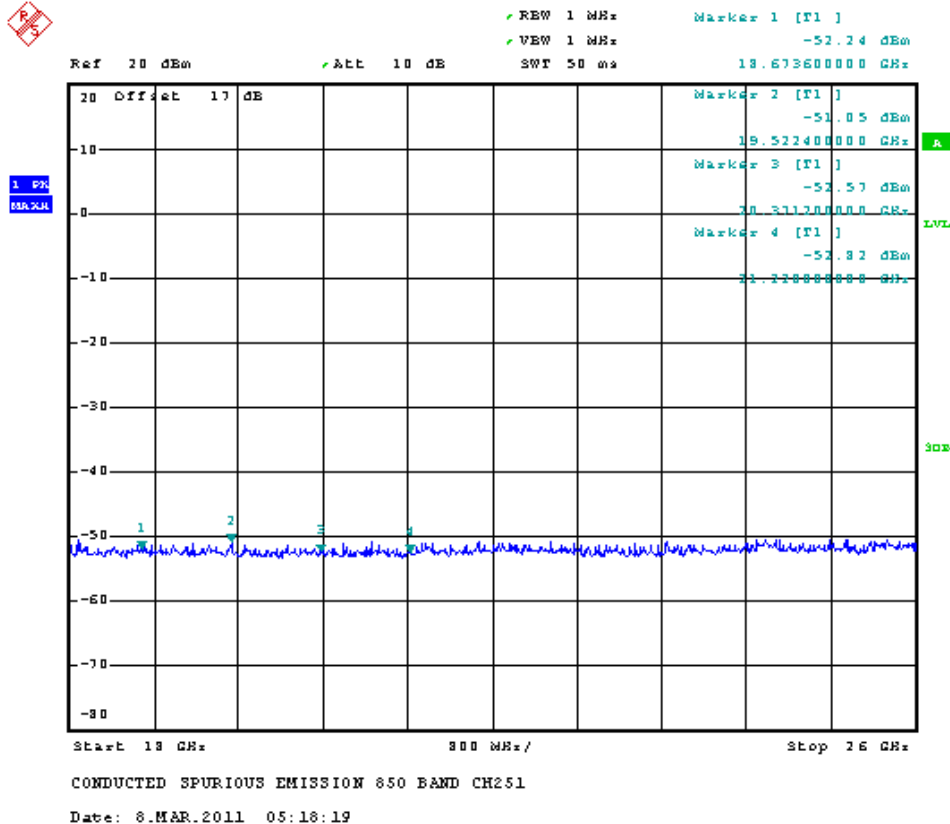
CONDUCTED SPURIOUS EMISSION 850 BAND CH251

Date: 8.MAR.2011 05:18:54

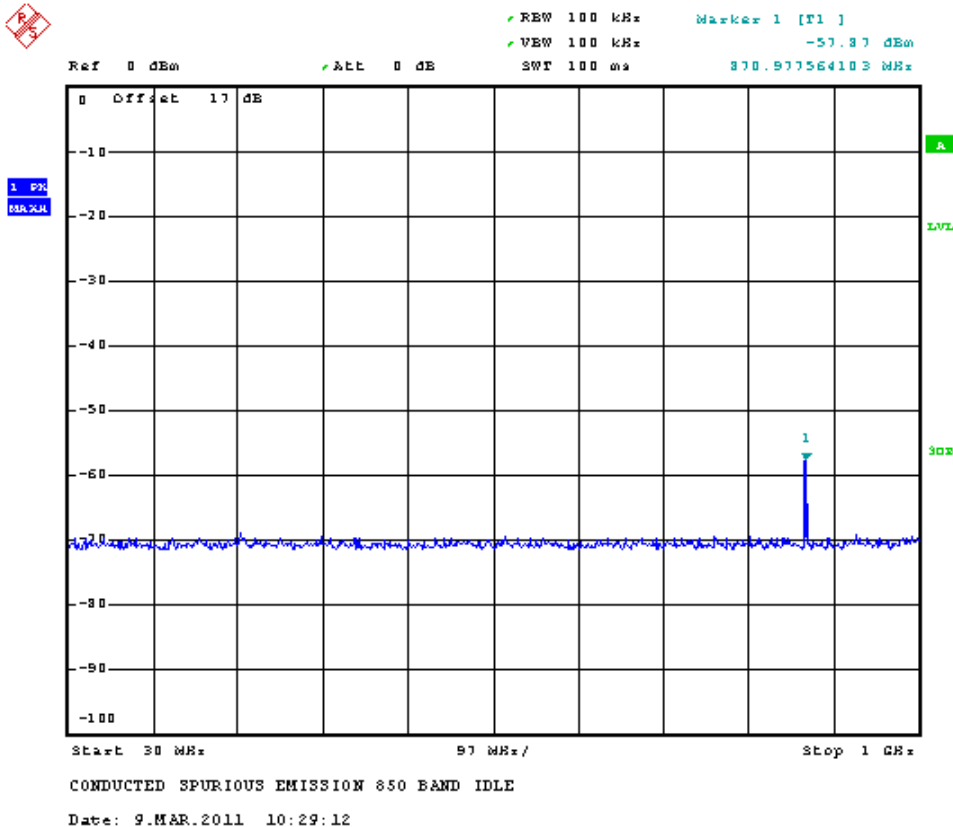



Report Number: W6M21103-11284-P-2224

FCC ID: UZI-PR30



850 Band Idle



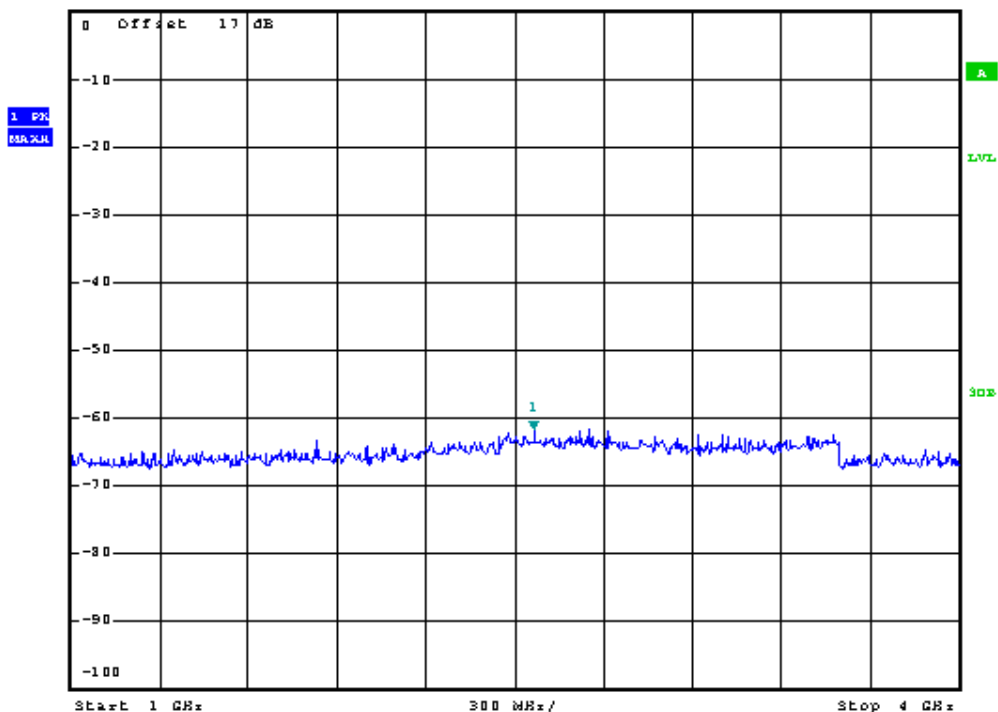


Report Number: W6M21103-11284-P-2224

FCC ID: UZI-PR30



REF 0 dBm
Att 0 dB
REW 1 MHz
VIEW 1 MHz
SWT 20 ms
Marker 1 [T1]
-61.96 dBm
2.562500000 GHz

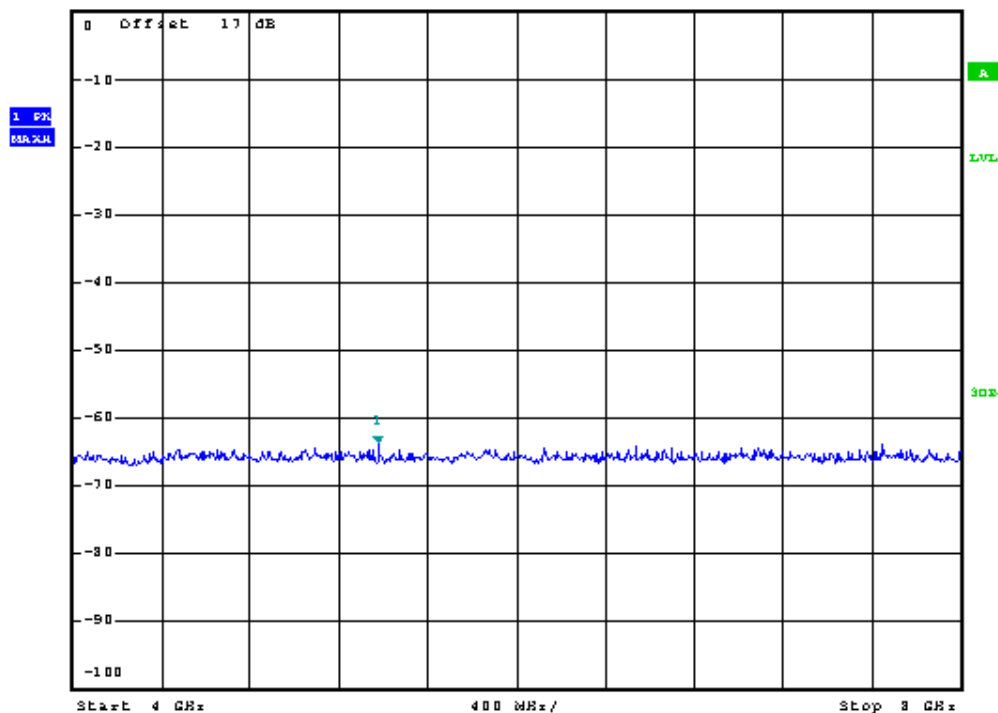


CONDUCTED SPURIOUS EMISSION 850 BAND IDLE

Date: 9.MAR.2011 10:29:30




REF 0 dBm
Att 0 dB
REW 1 MHz
VIEW 1 MHz
SWT 25 ms
Marker 1 [T1]
-63.91 dBm
5.371794872 GHz



CONDUCTED SPURIOUS EMISSION 850 BAND IDLE

Date: 9.MAR.2011 10:30:44



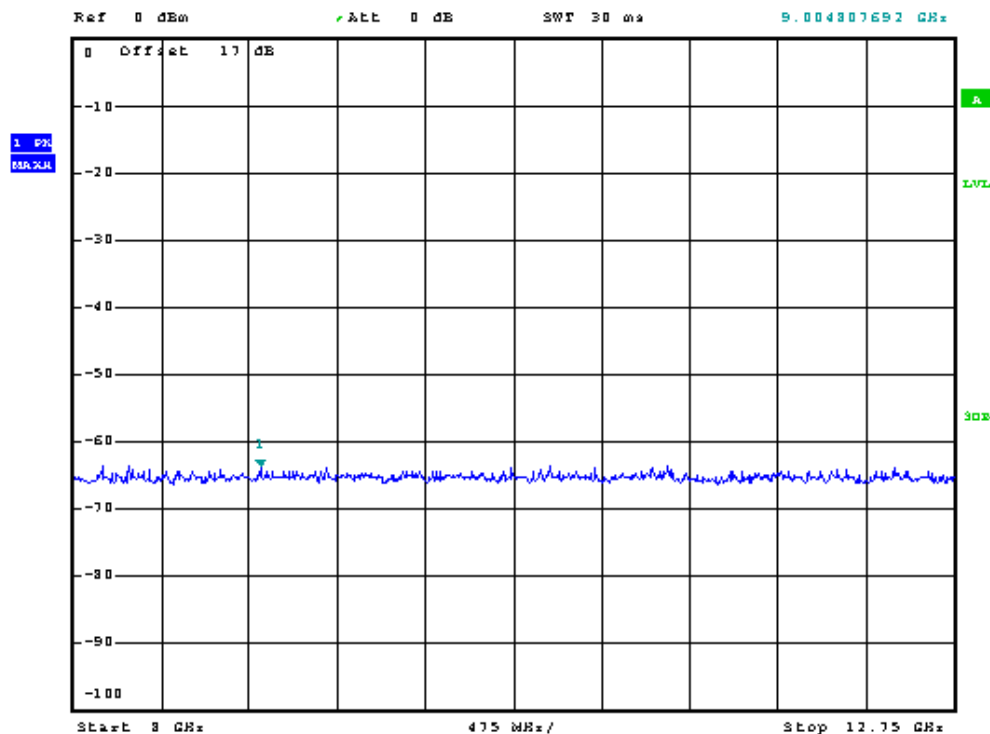
Worldwide Testing Services(Taiwan) Co., Ltd.

Report Number: W6M21103-11284-P-2224

FCC ID: UZI-PR30



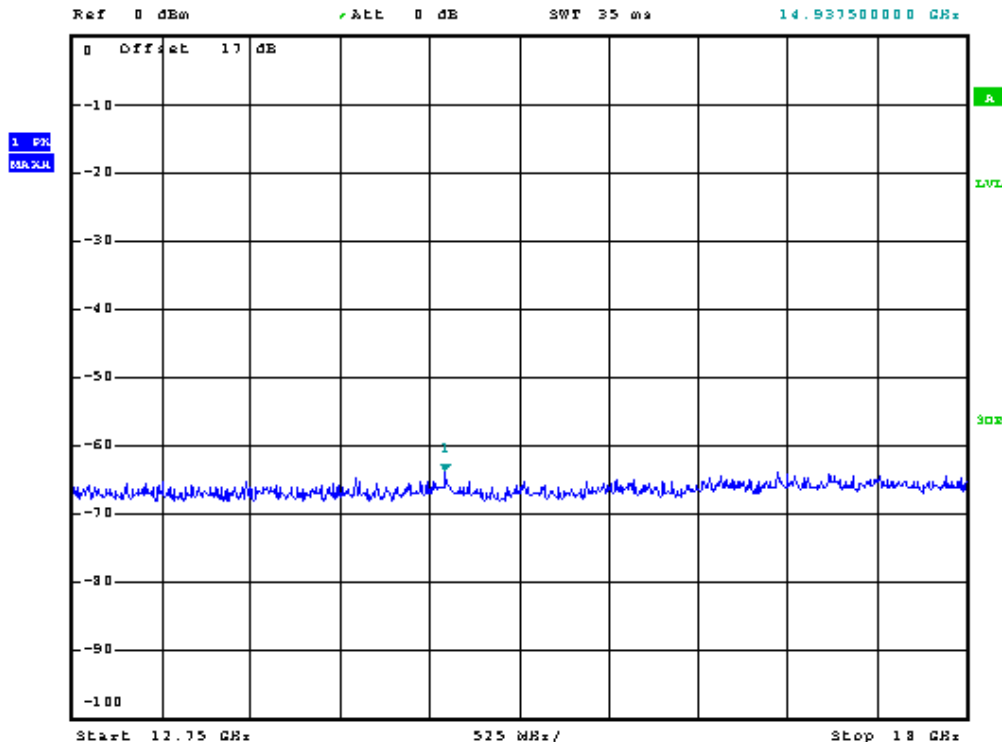
✓ REF 1 MHz Marker 1 [T1]
✓ VEW 1 MHz -63.95 dBm
SWT 30 ms 9.004807692 GHz




Date: 9.MAR.2011 10:33:25



✓ REF 1 MHz Marker 1 [T1]
✓ VEW 1 MHz -64.03 dBm
SWT 35 ms 14.937500000 GHz

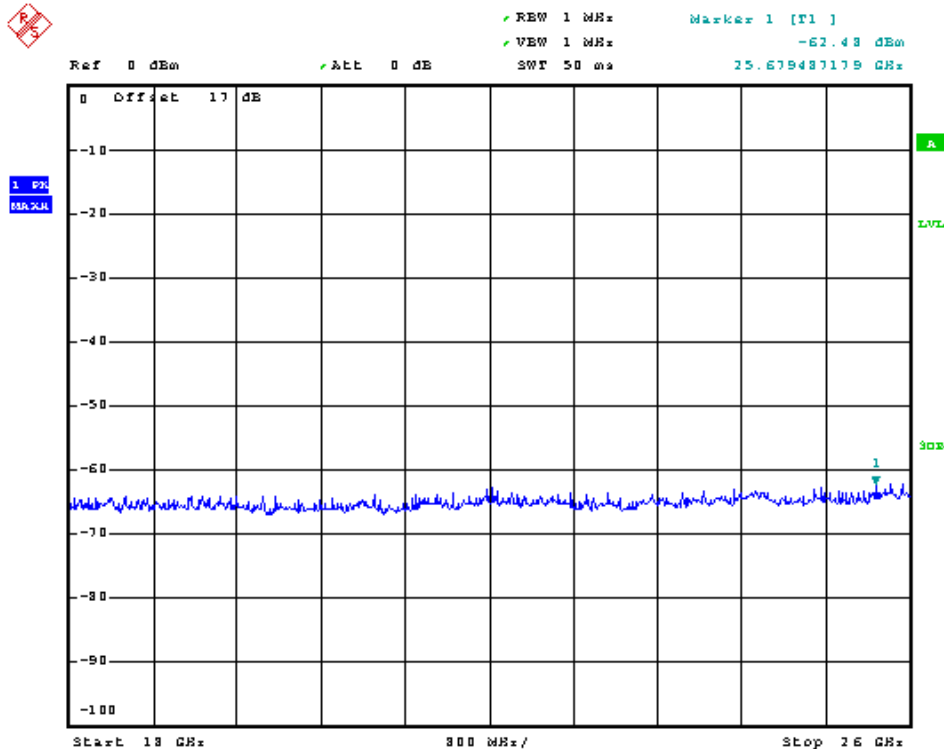


Date: 9.MAR.2011 10:33:38



Report Number: W6M21103-11284-P-2224

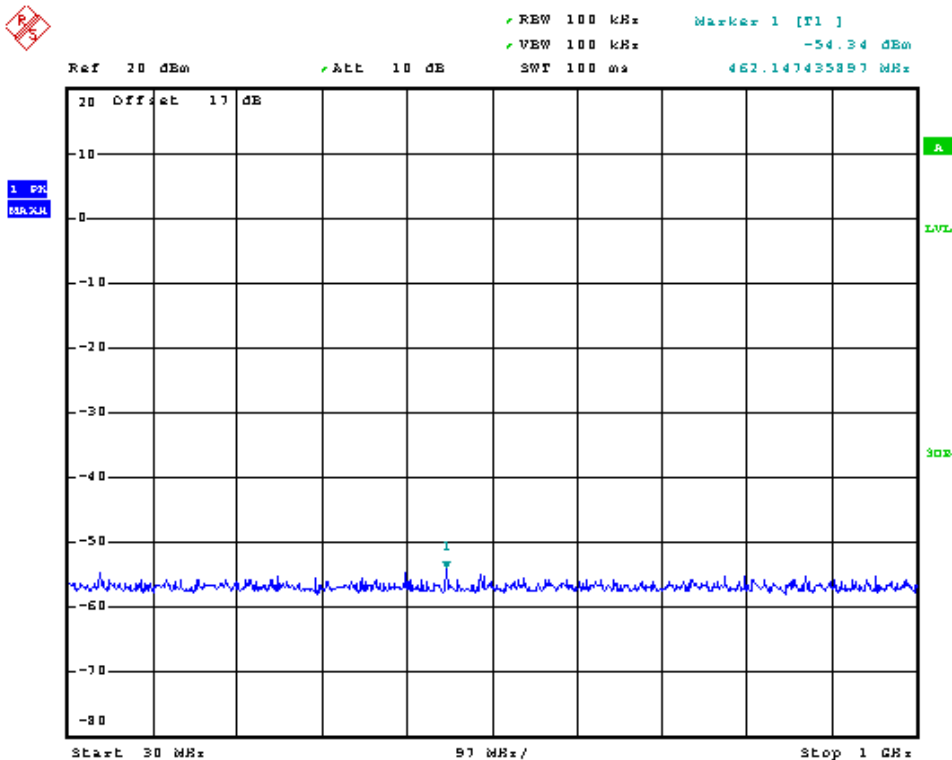
FCC ID: UZI-PR30



CONDUCTED SPURIOUS EMISSION 850 BAND IDLE


Date: 9.MAR.2011 10:33:48

CH512



CONDUCTED SPURIOUS EMISSION 1900 BAND CH512

Date: 8.MAR.2011 04:20:52

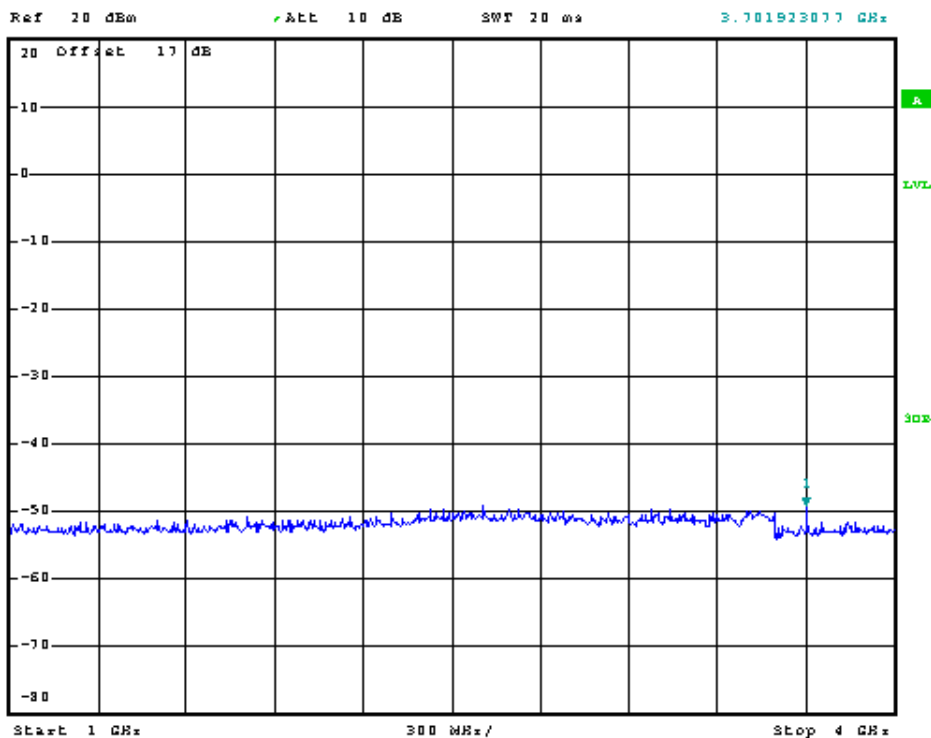


Report Number: W6M21103-11284-P-2224

FCC ID: UZI-PR30



REF 1 MHz Marker 1 [T1]
VIEW 1 MHz -49.35 dBm
SWT 20 ms 3.701923077 GHz

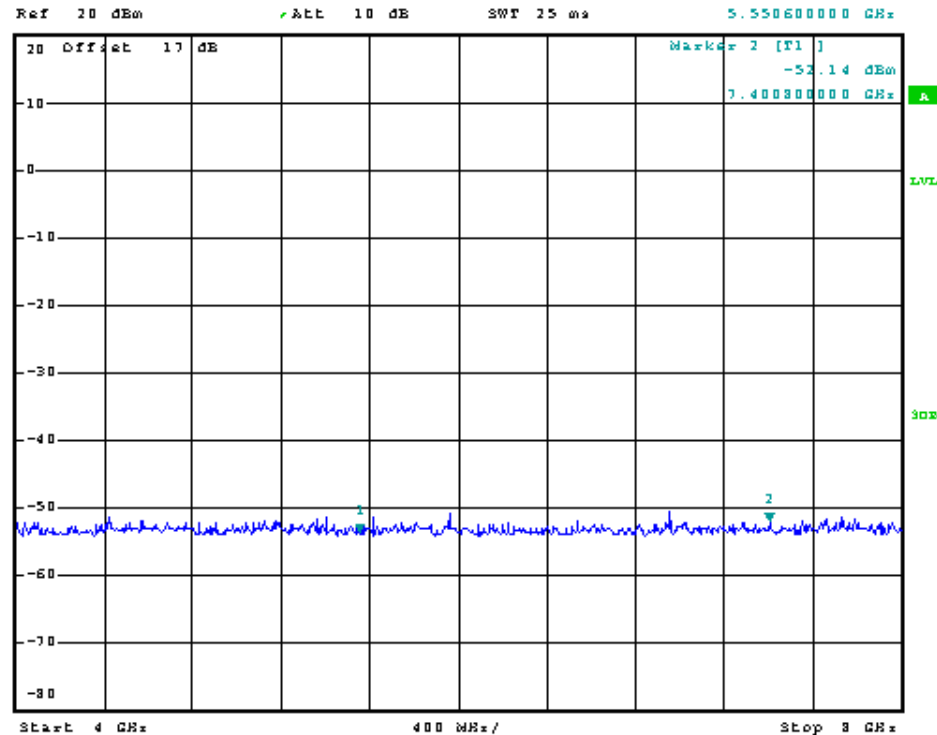


CONDUCTED SPURIOUS EMISSION 1900 BAND CH512

Date: 8.MAR.2011 06:16:21




REF 1 MHz Marker 1 [T1]
VIEW 1 MHz -53.78 dBm
SWT 25 ms 5.550600000 GHz



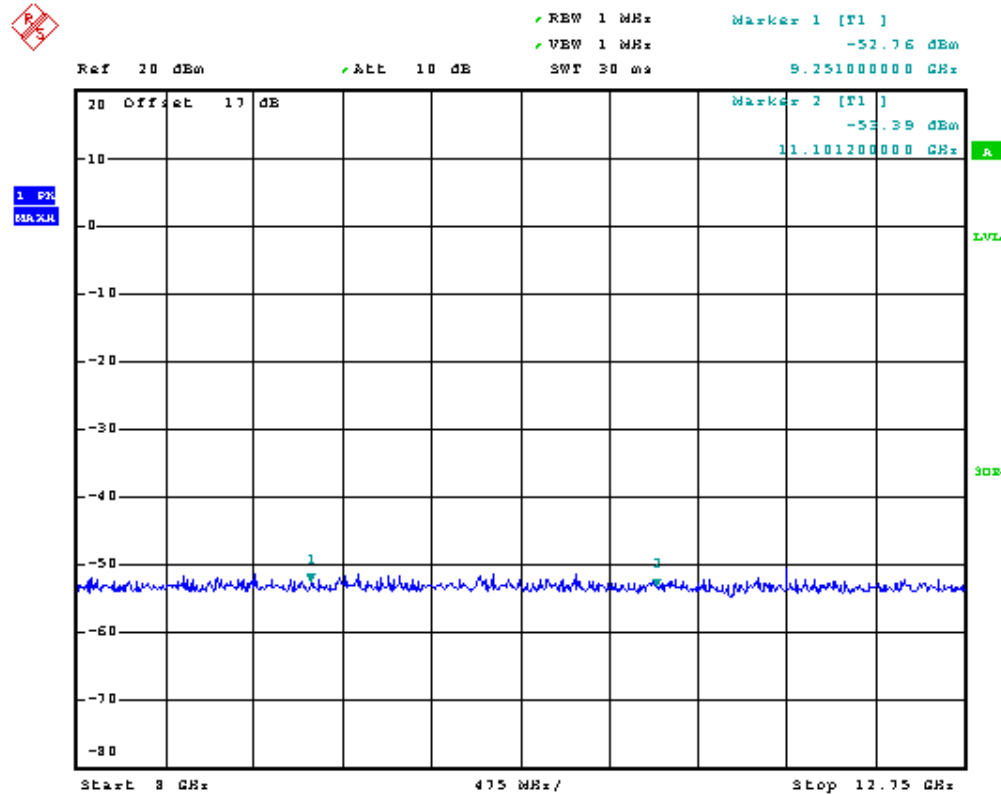
CONDUCTED SPURIOUS EMISSION 1900 BAND CH512

Date: 8.MAR.2011 06:16:53



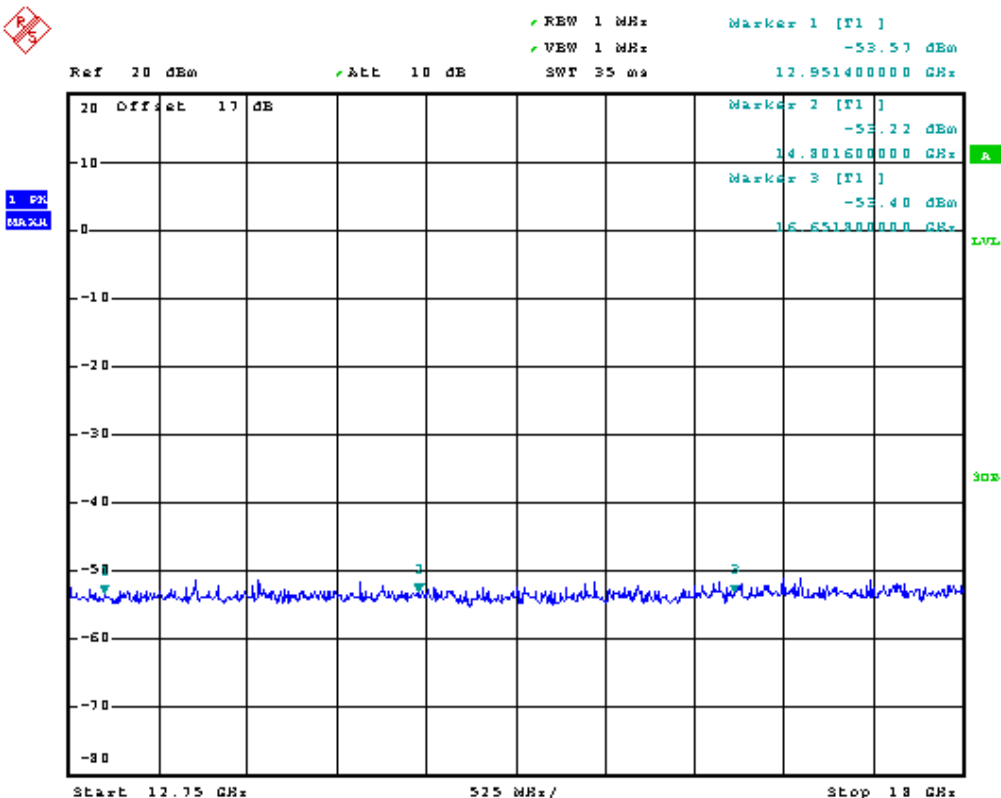
Report Number: W6M21103-11284-P-2224

FCC ID: UZI-PR30




CONDUCTED SPURIOUS EMISSION 1900 BAND CH512

Date: 8.MAR.2011 06:17:18



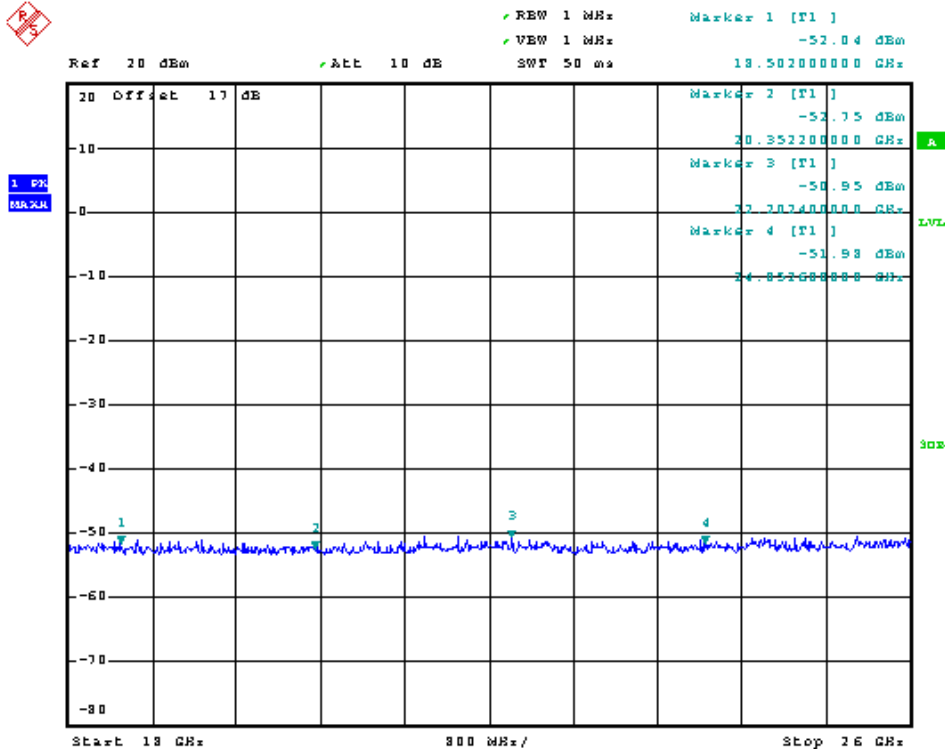
CONDUCTED SPURIOUS EMISSION 1900 BAND CH512

Date: 8.MAR.2011 06:17:45



Report Number: W6M21103-11284-P-2224

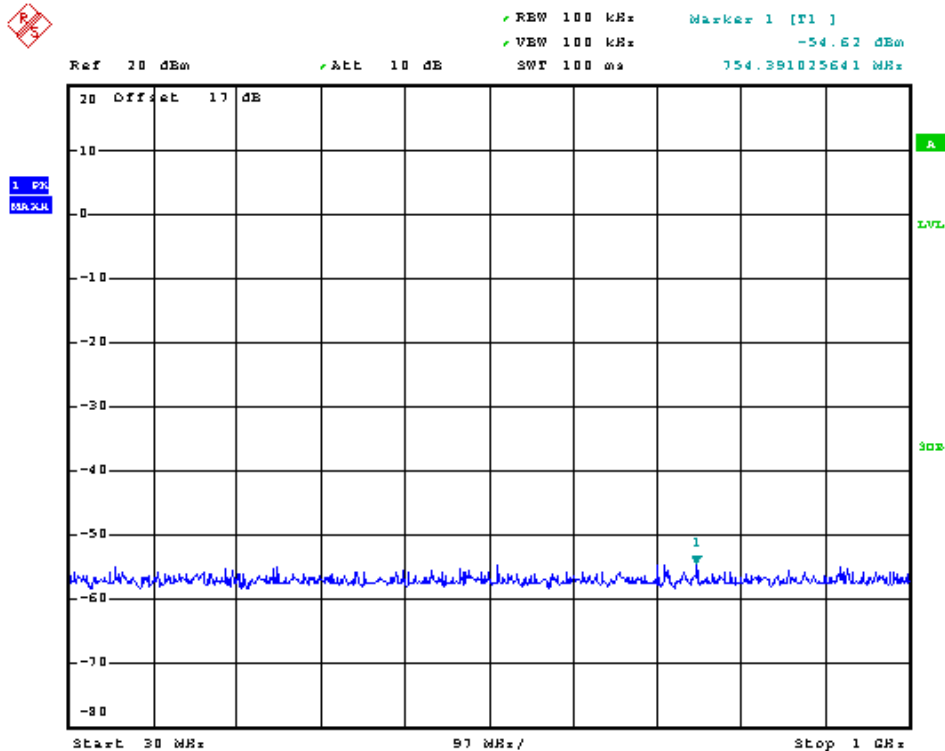
FCC ID: UZI-PR30



CONDUCTED SPURIOUS EMISSION 1900 BAND CH512


Date: 8.MAR.2011 06:18:13

CH661



CONDUCTED SPURIOUS EMISSION 1900 BAND CH661

Date: 8.MAR.2011 04:21:21

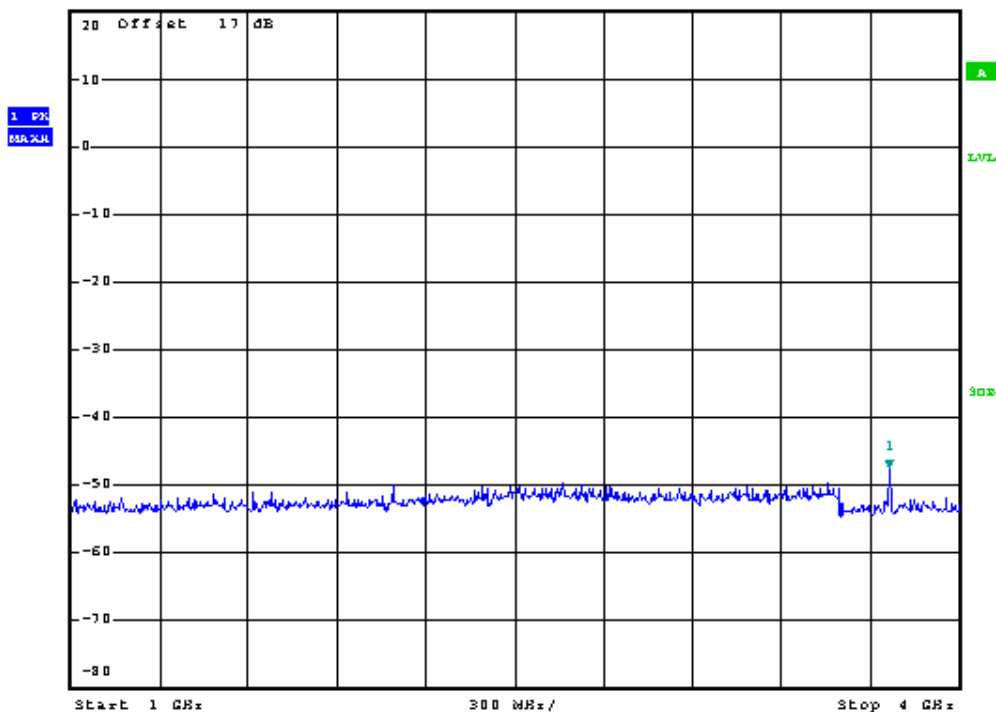


Report Number: W6M21103-11284-P-2224

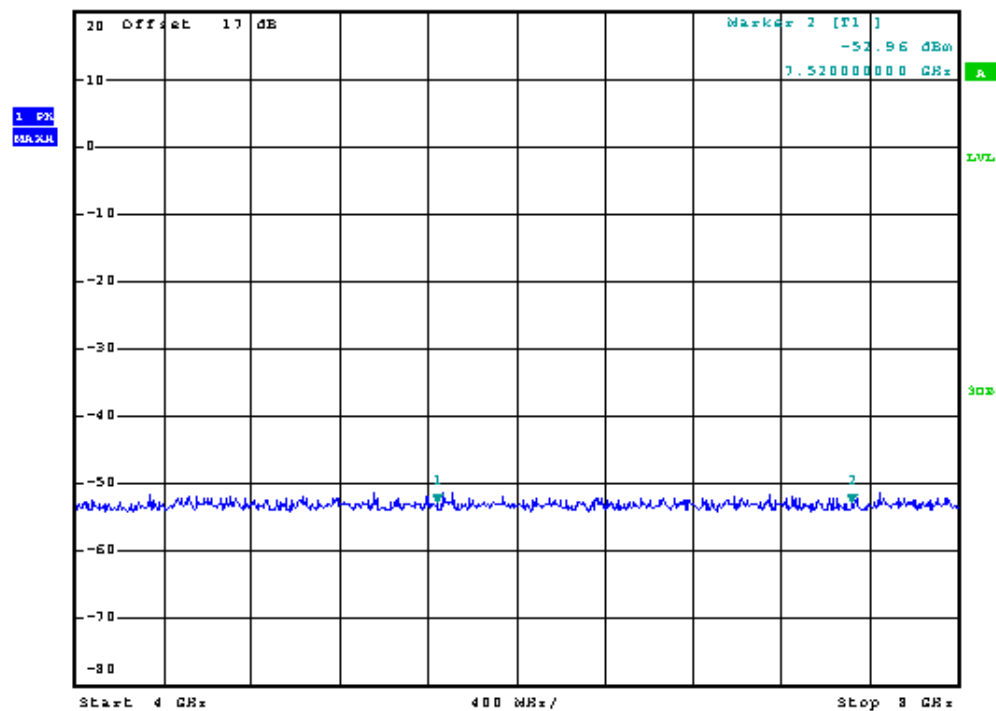
FCC ID: UZI-PR30




REF 1 MHz Marker 1 [T1]
VIEW 1 MHz -47.74 dBm
SWT 20 ms 3.764807692 GHz



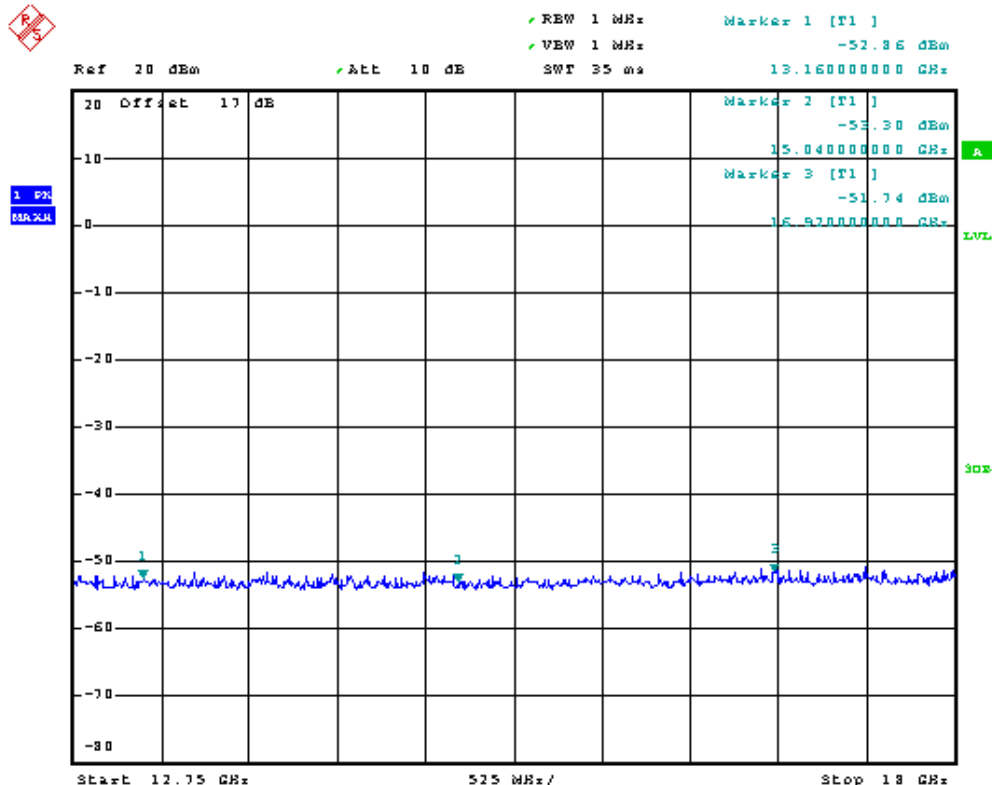
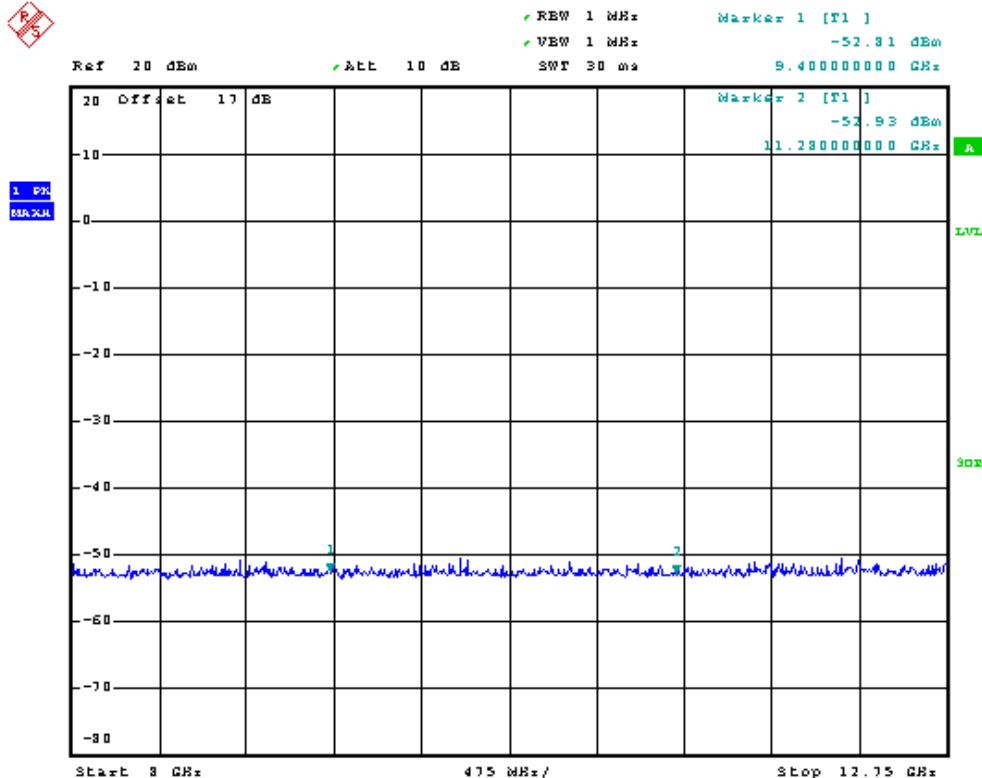
REF 1 MHz Marker 1 [T1]
VIEW 1 MHz -53.01 dBm
SWT 25 ms 5.640000000 GHz






Report Number: W6M21103-11284-P-2224

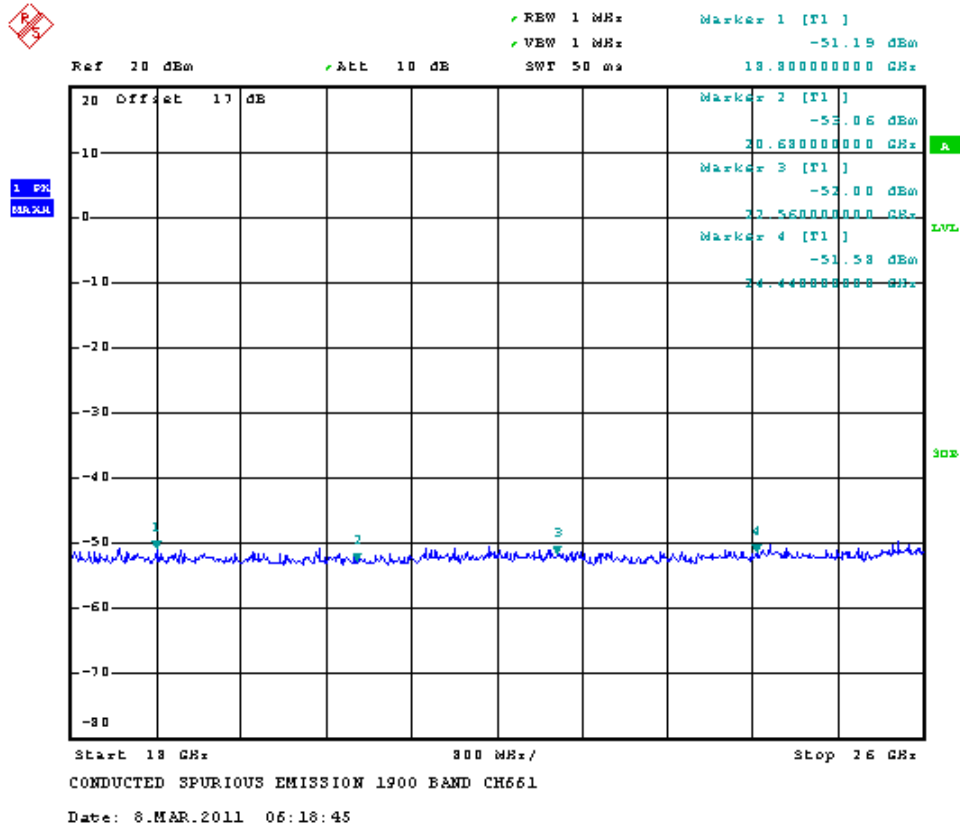
FCC ID: UZI-PR30



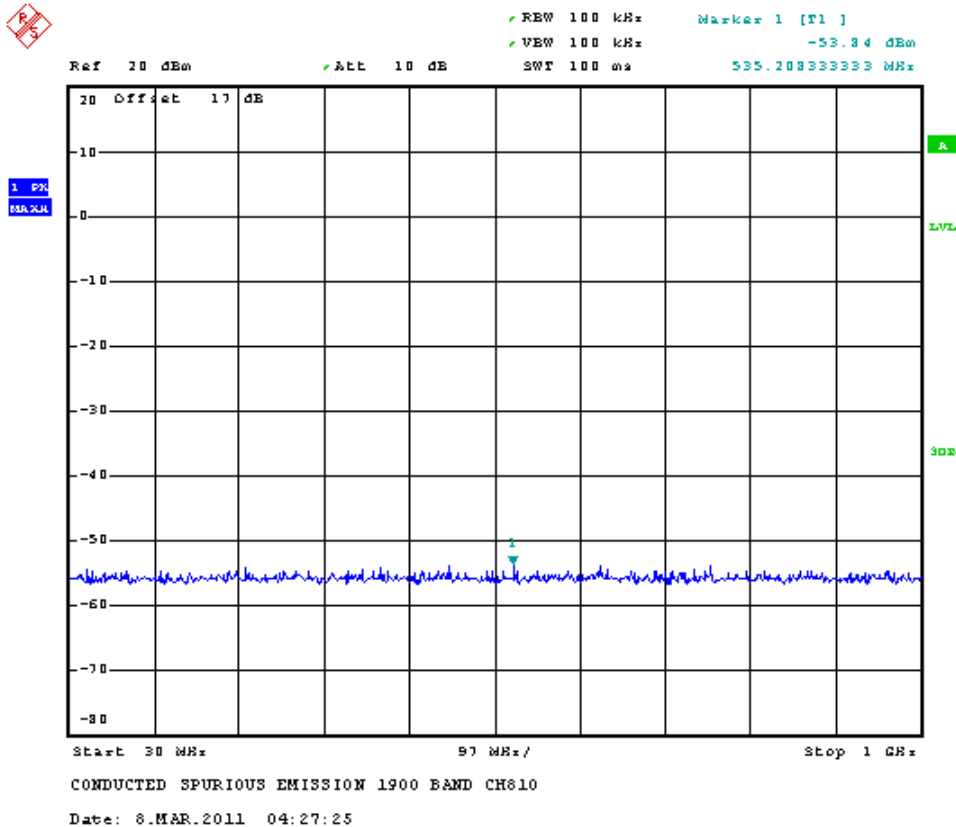



Report Number: W6M21103-11284-P-2224

FCC ID: UZI-PR30



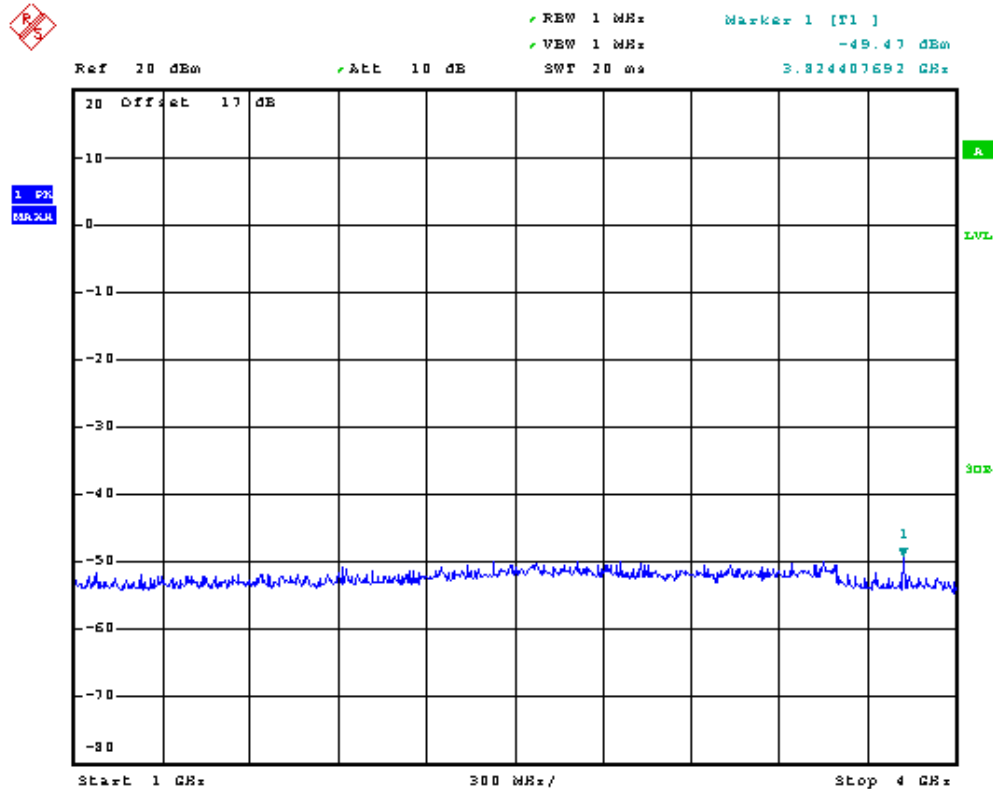
CH810





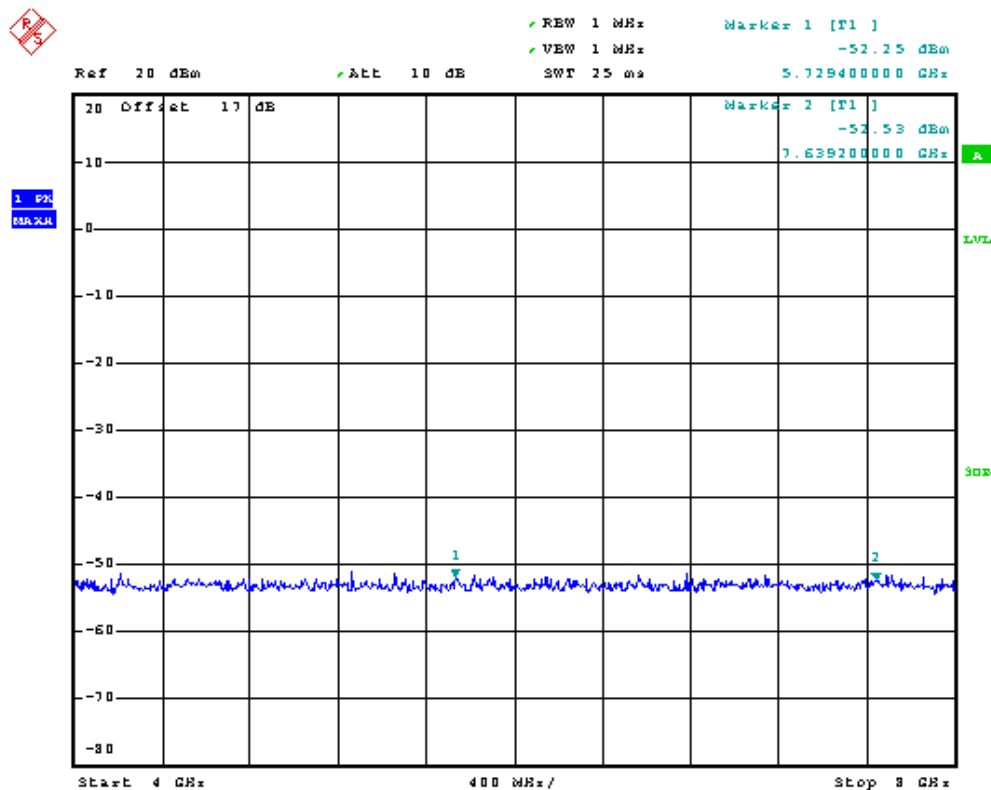
Report Number: W6M21103-11284-P-2224

FCC ID: UZI-PR30




CONDUCTED SPURIOUS EMISSION 1900 BAND CH810

Date: 8.MAR.2011 06:23:06



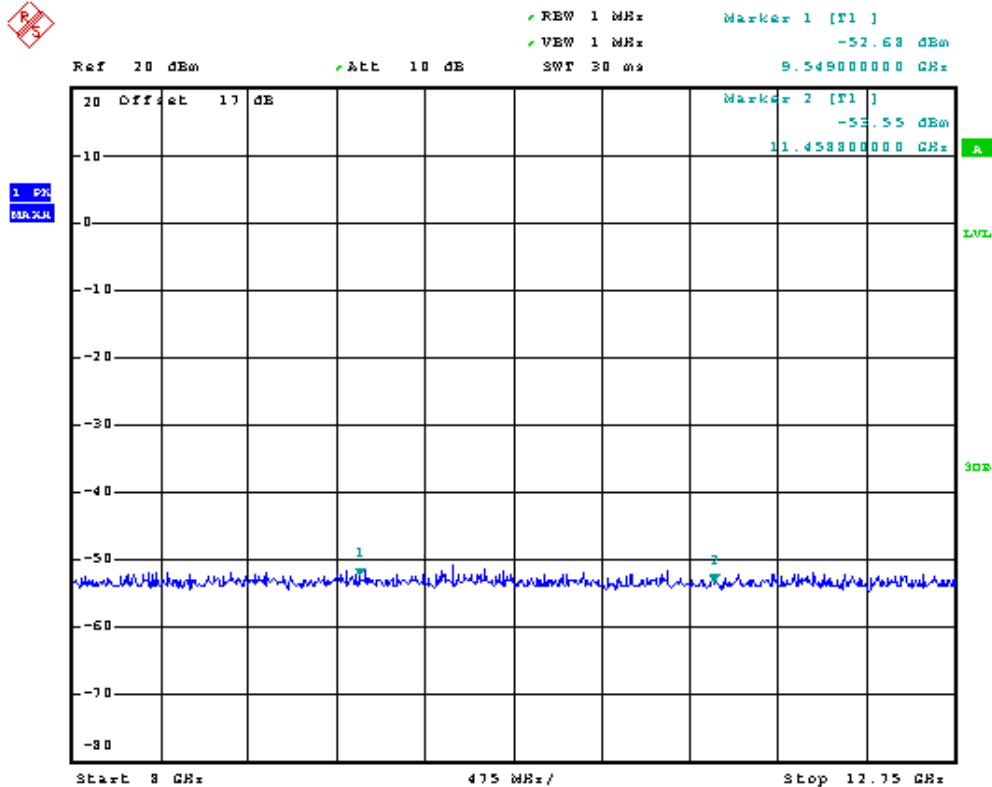
CONDUCTED SPURIOUS EMISSION 1900 BAND CH810

Date: 8.MAR.2011 06:23:33



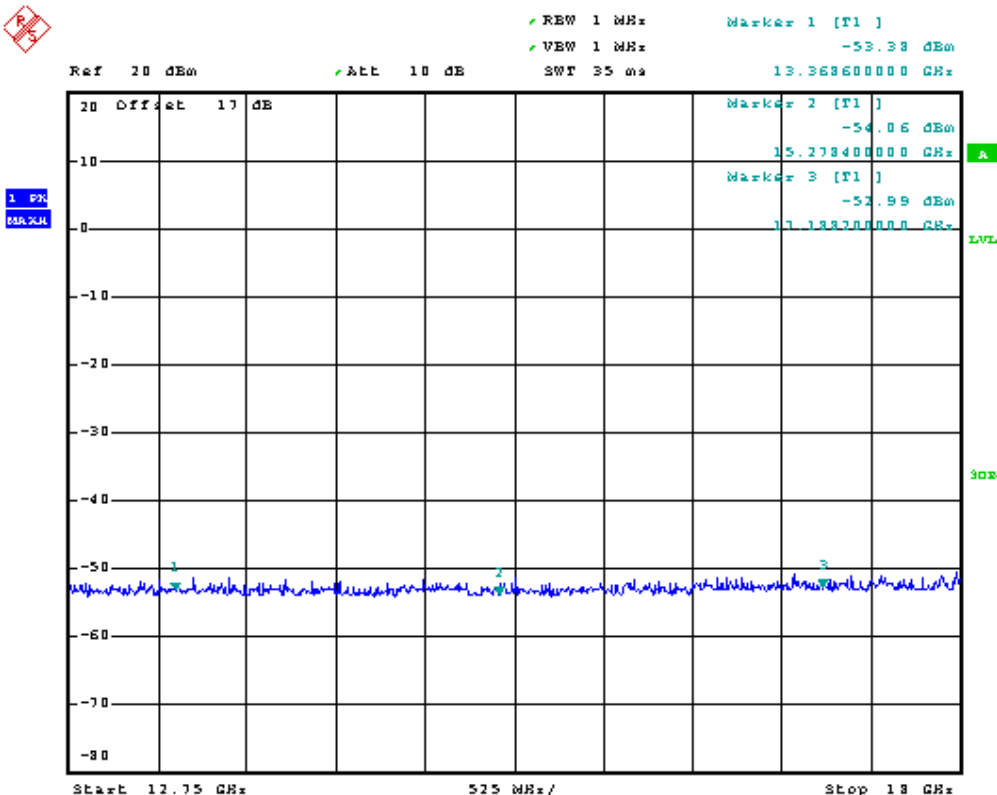
Report Number: W6M21103-11284-P-2224

FCC ID: UZI-PR30




CONDUCTED SPURIOUS EMISSION 1900 BAND CH810

Date: 8.MAR.2011 06:24:09



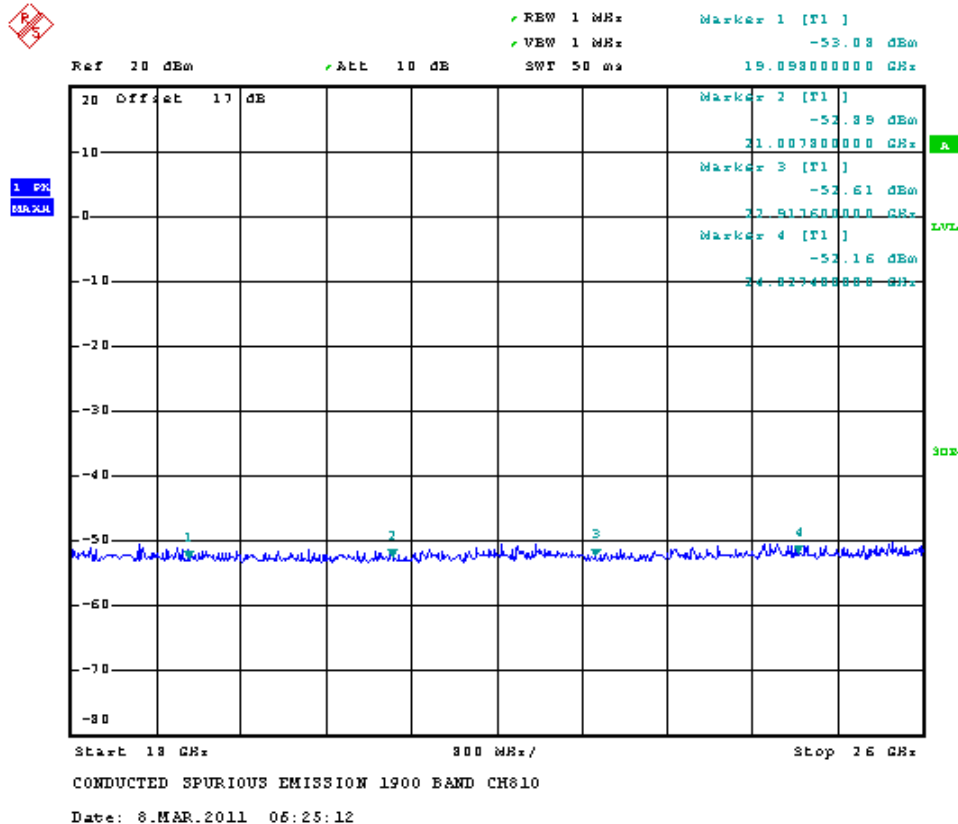
CONDUCTED SPURIOUS EMISSION 1900 BAND CH810

Date: 8.MAR.2011 06:24:43

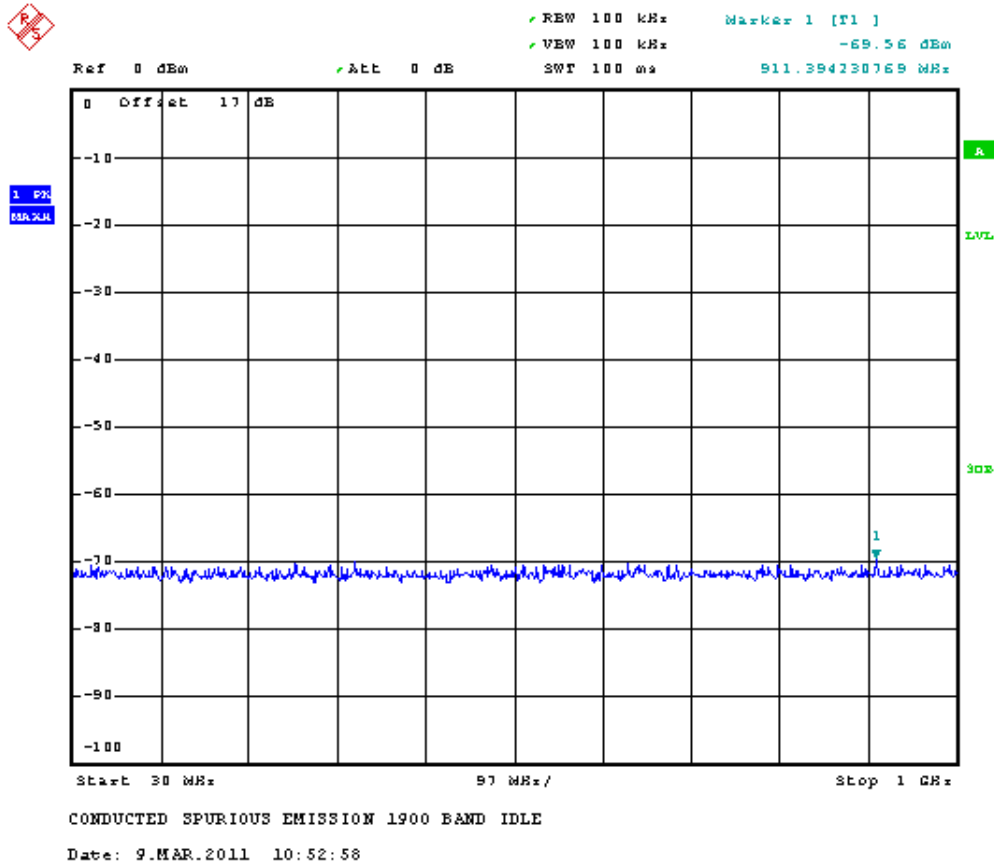



Report Number: W6M21103-11284-P-2224

FCC ID: UZI-PR30



1900 Band Idle





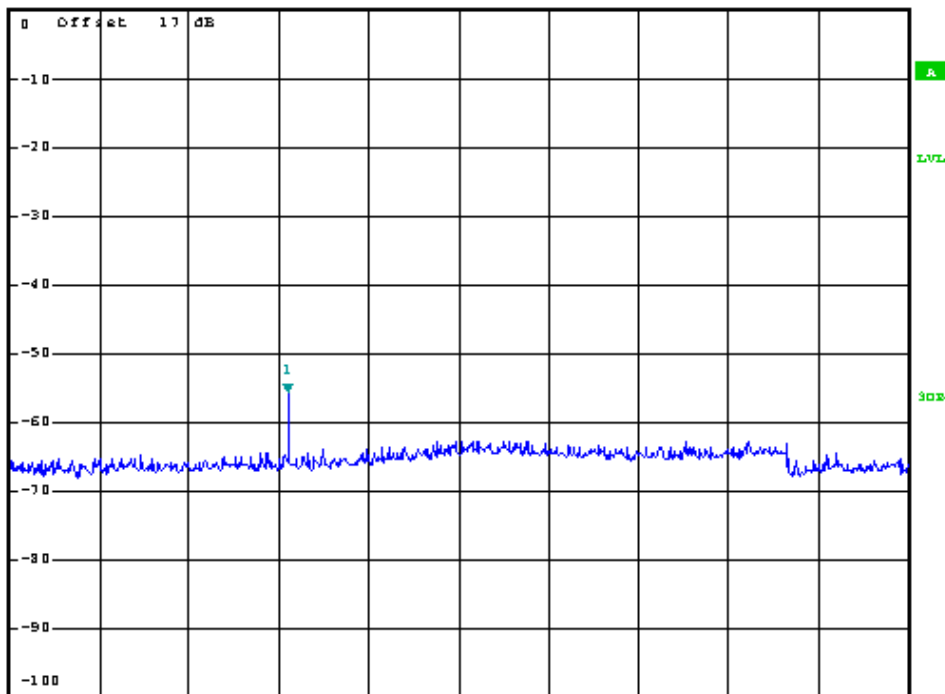
Report Number: W6M21103-11284-P-2224

FCC ID: UZI-PR30



REF 0 dBm
ATT 0 dB
SWT 20 ms
Marker 1 [F1]
-55.77 dBm
1.927884615 GHz

1.50
0.000000



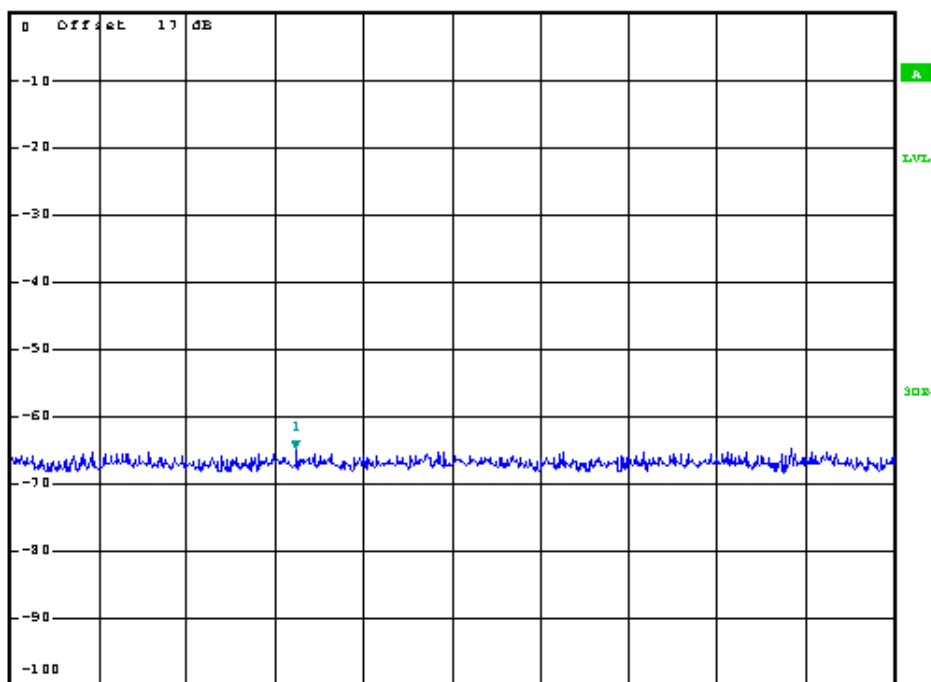
Start 1 GHz 300 MHz/ Stop 4 GHz
CONDUCTED SPURIOUS EMISSION 1900 BAND IDLE

Date: 9.MAR.2011 10:52:28



REF 0 dBm
ATT 0 dB
SWT 25 ms
Marker 1 [F1]
-64.95 dBm
5.288461538 GHz


1.50
0.000000



Start 4 GHz 400 MHz/ Stop 8 GHz

CONDUCTED SPURIOUS EMISSION 1900 BAND IDLE

Date: 9.MAR.2011 10:52:10



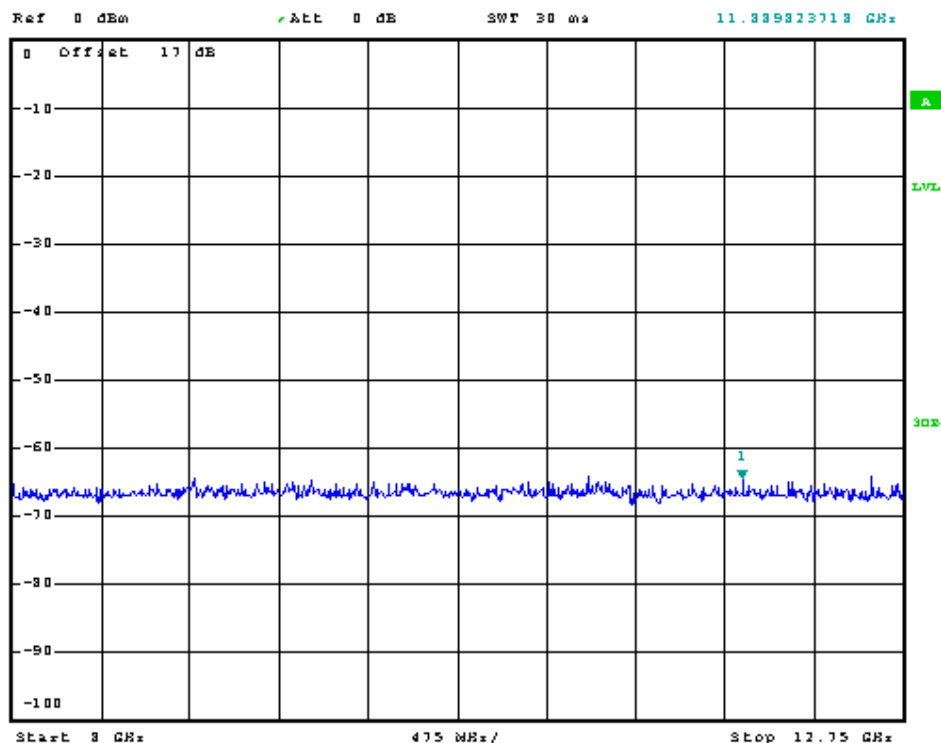
Report Number: W6M21103-11284-P-2224

FCC ID: UZI-PR30



REF 1 MHz Marker 1 [T1]
VIEW 1 MHz -64.63 dBm
SWT 30 ms 11.839823718 GHz

1. P2
0.000000



Start 8 GHz 475 MHz/ Stop 12.75 GHz

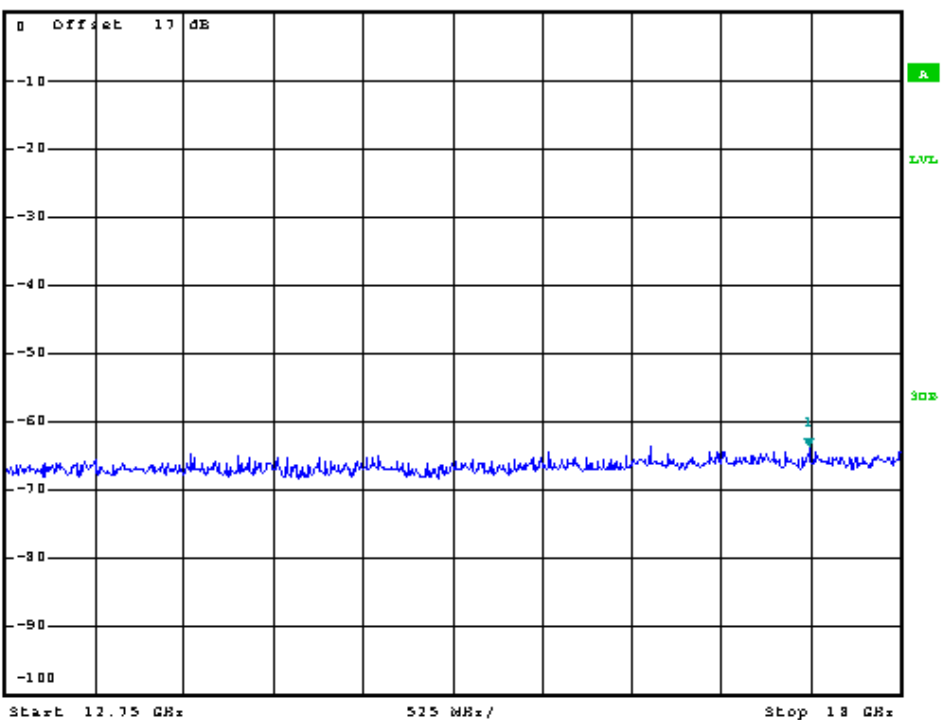
CONDUCTED SPURIOUS EMISSION 1900 BAND IDLE

Date: 9.MAR.2011 10:52:00



REF 1 MHz Marker 1 [T1]
VIEW 1 MHz -63.84 dBm
SWT 35 ms 17.461538462 GHz


1. P2
0.000000



Start 12.75 GHz 525 MHz/ Stop 18 GHz

CONDUCTED SPURIOUS EMISSION 1900 BAND IDLE

Date: 9.MAR.2011 10:51:48

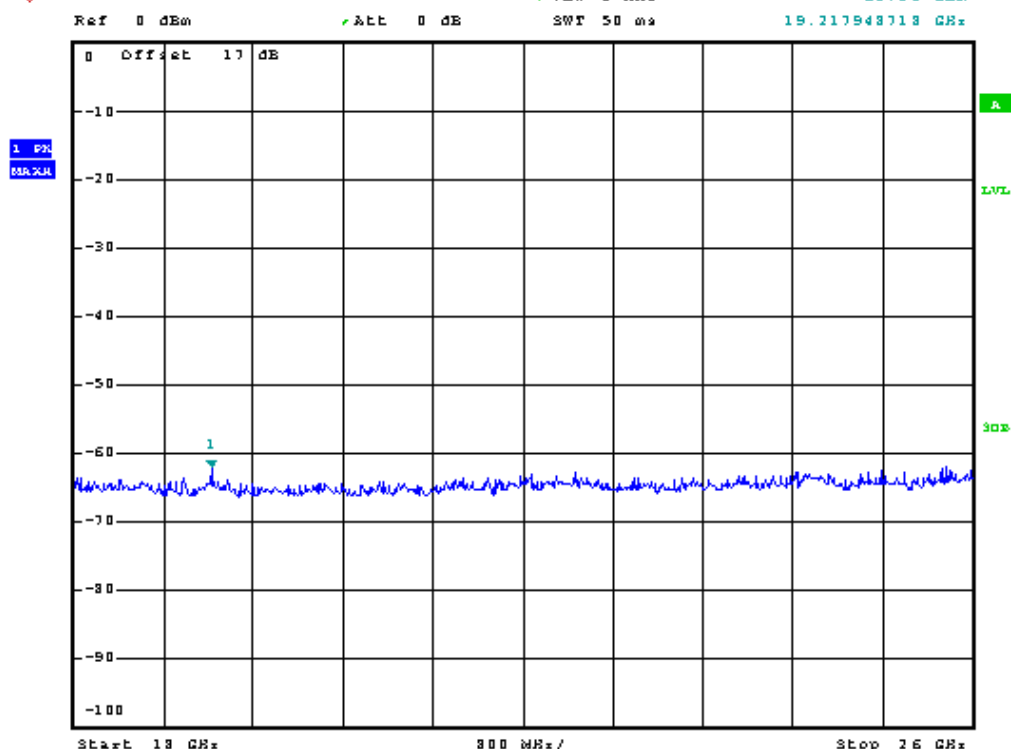


Report Number: W6M21103-11284-P-2224

FCC ID: UZI-PR30



RBW 1 MHz Marker 1 [T1]
VBW 1 MHz -62.35 dBm
SWT 50 ms 19.217943718 GHz



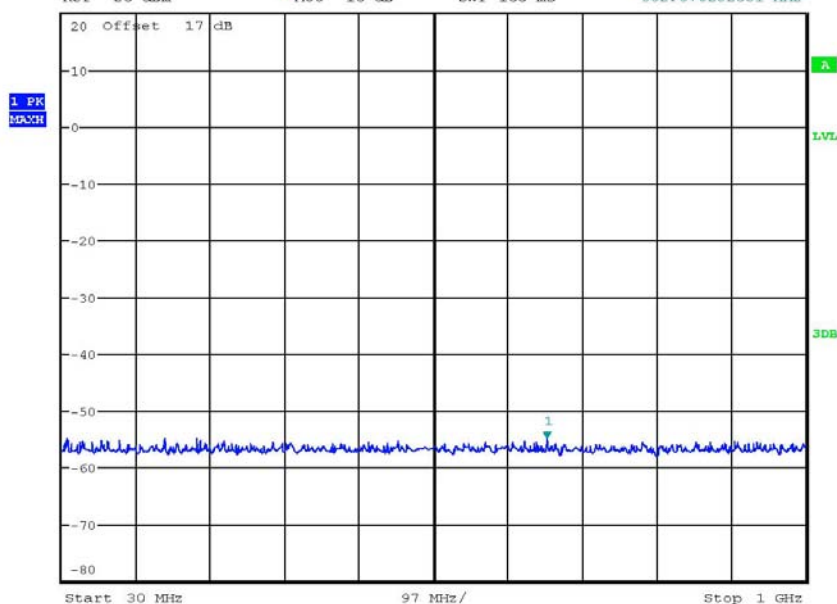
CONDUCTED SPURIOUS EMISSION 1900 BAND IDLE

Date: 9.MAR.2011 10:34:15

CH9262



RBW 100 kHz Marker 1 [T1]
VBW 100 kHz -54.84 dBm
SWT 100 ms 662.676282051 MHz

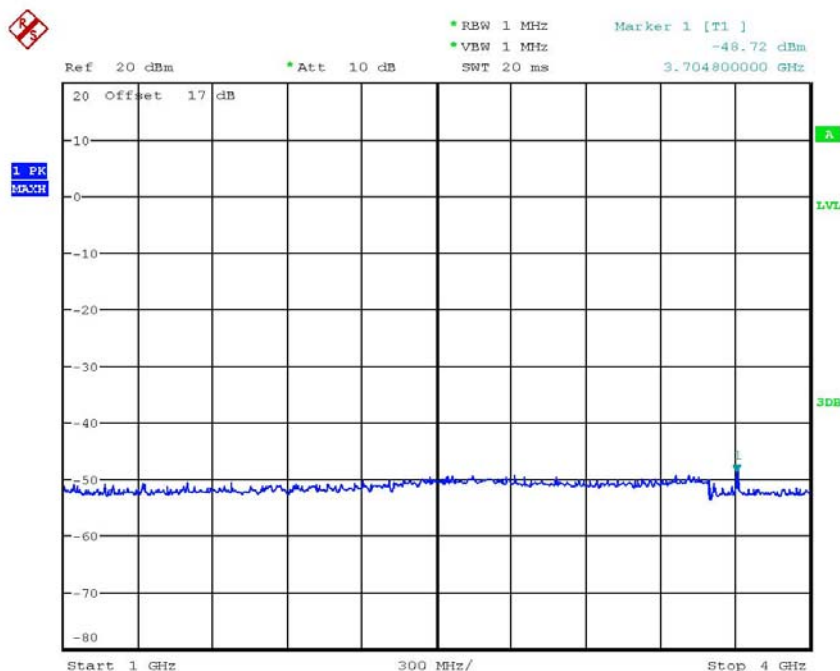


CONDUCTED SPURIOUS EMISSION WCDMA BAND II CH9262

Date: 8.MAR.2011 04:38:55

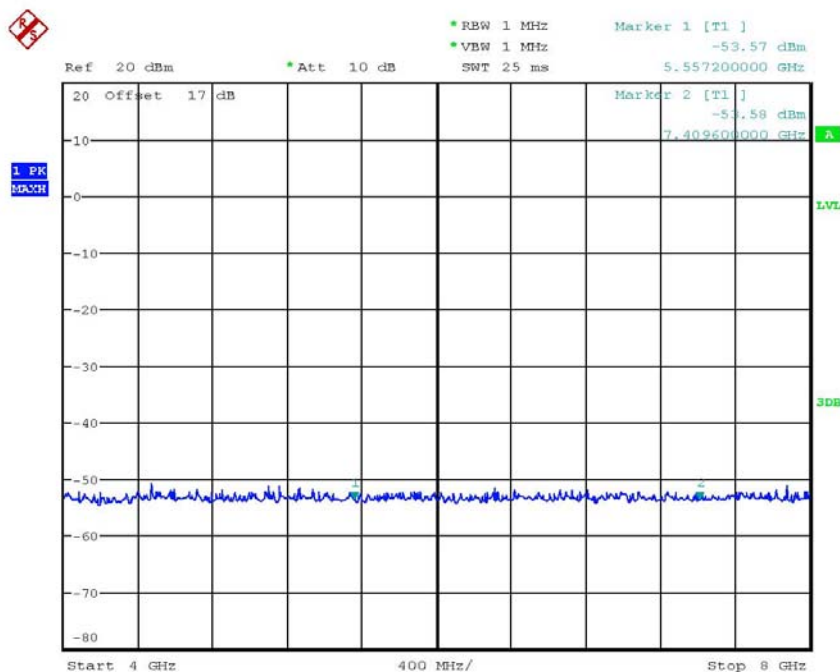
Report Number: W6M21103-11284-P-2224

FCC ID: UZI-PR30



CONDUCTED SPURIOUS EMISSION WCDMA BAND II CH9262

Date: 8.MAR.2011 04:43:18

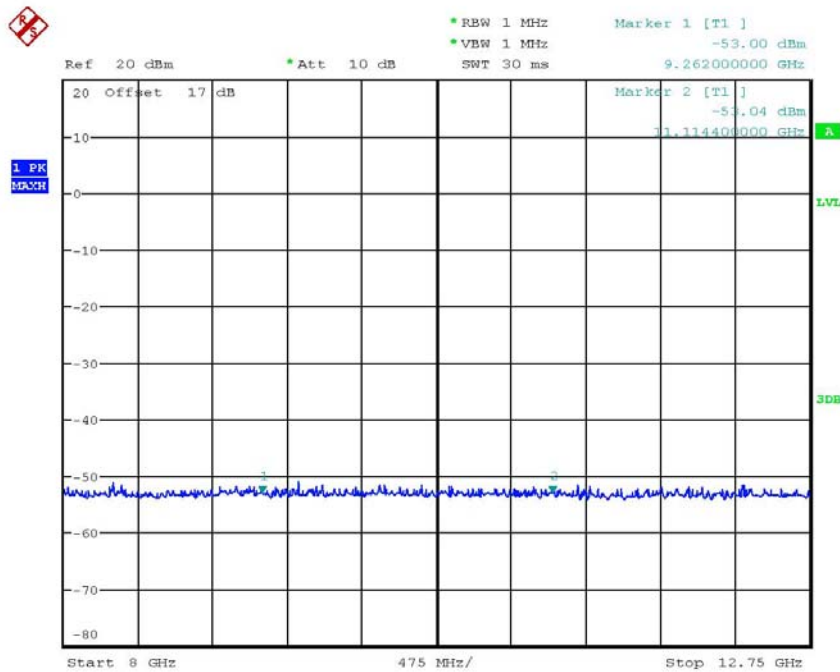


CONDUCTED SPURIOUS EMISSION WCDMA BAND II CH9262

Date: 8.MAR.2011 04:44:14

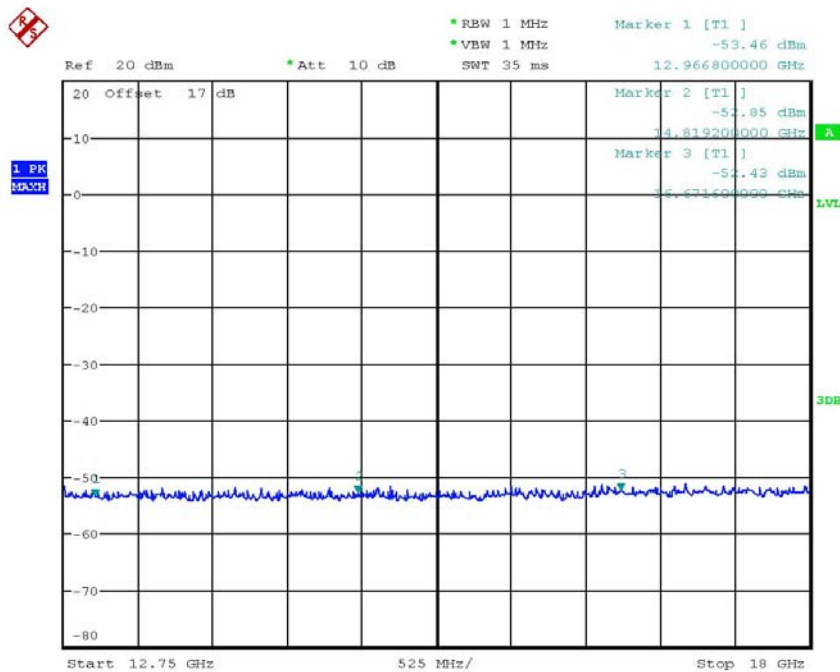
Report Number: W6M21103-11284-P-2224

FCC ID: UZI-PR30




CONDUCTED SPURIOUS EMISSION WCDMA BAND II CH9262

Date: 8.MAR.2011 04:44:50



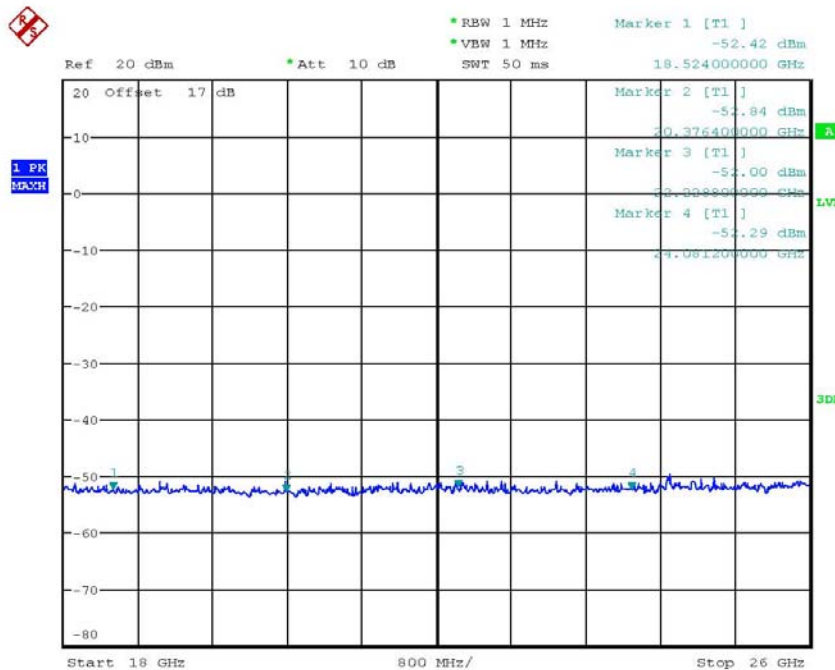
CONDUCTED SPURIOUS EMISSION WCDMA BAND II CH9262

Date: 8.MAR.2011 04:45:27



Report Number: W6M21103-11284-P-2224

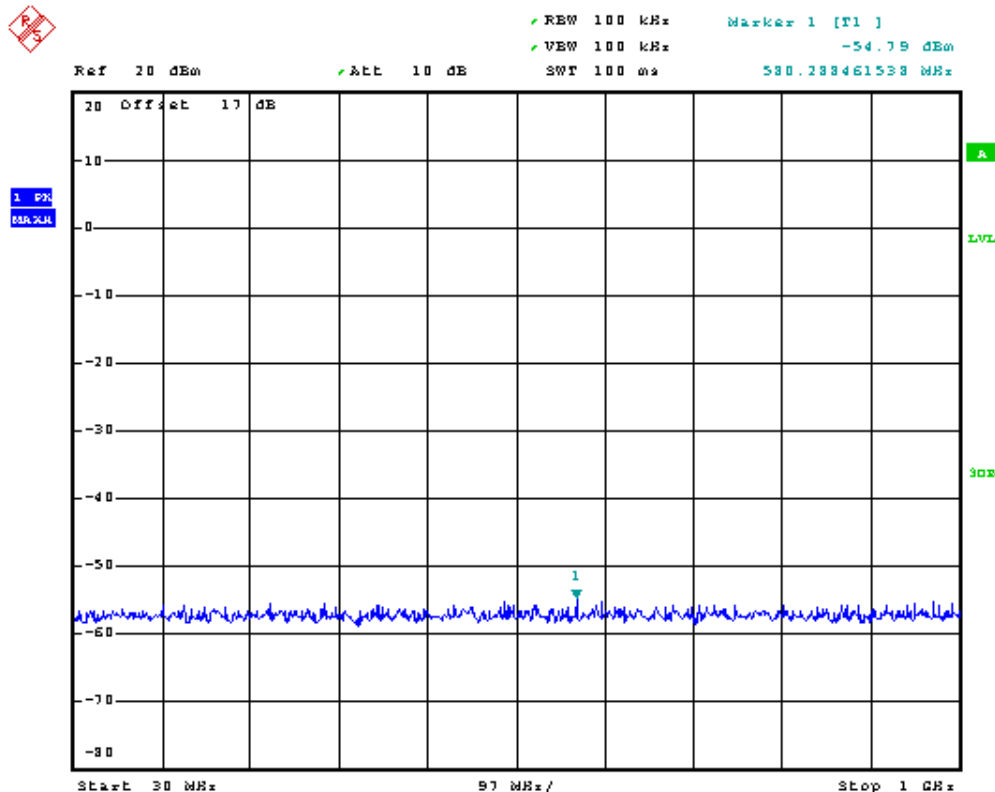
FCC ID: UZI-PR30



CONDUCTED SPURIOUS EMISSION WCDMA BAND II CH9262


Date: 8.MAR.2011 04:46:01

CH9400



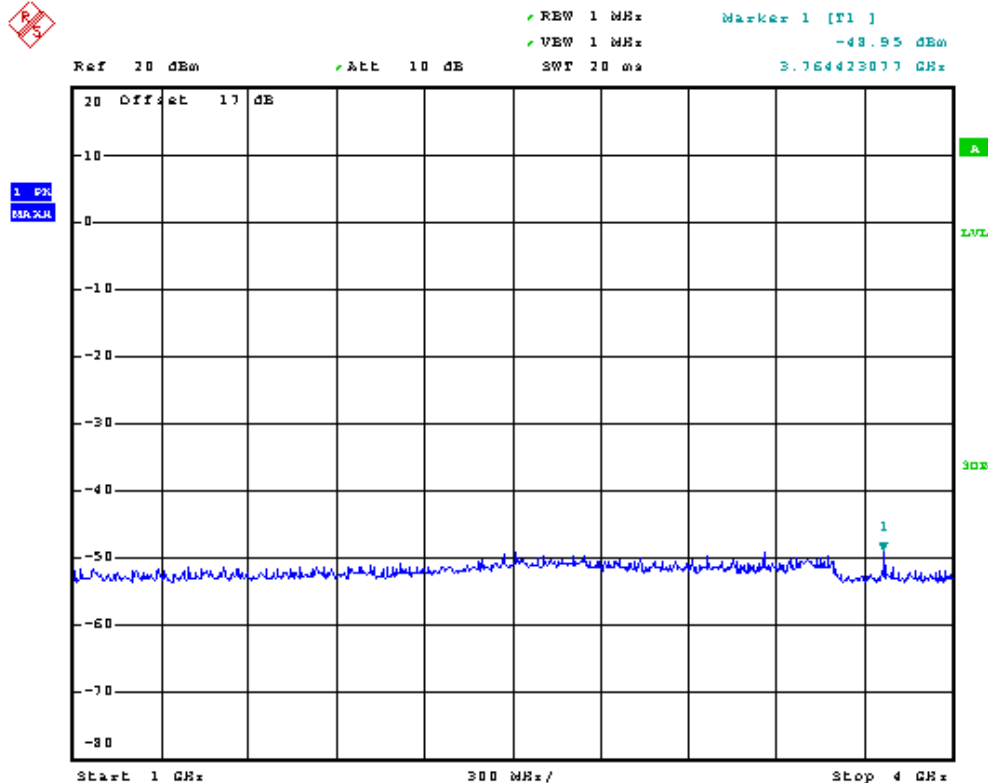
CONDUCTED SPURIOUS EMISSION WCDMA BAND II CH9400

Date: 8.MAR.2011 04:39:09



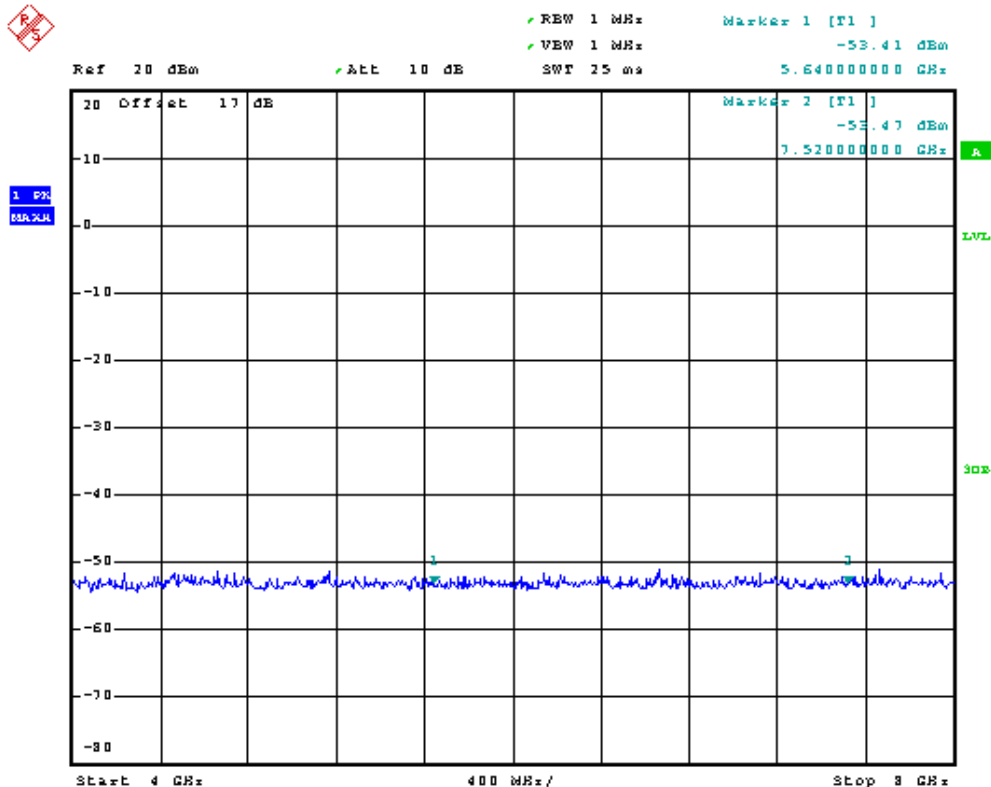
Report Number: W6M21103-11284-P-2224

FCC ID: UZI-PR30




CONDUCTED SPURIOUS EMISSION WCDMA BAND II CH9400

Date: 8.MAR.2011 04:53:40



CONDUCTED SPURIOUS EMISSION WCDMA BAND II CH9400

Date: 8.MAR.2011 04:48:02



Worldwide Testing Services(Taiwan) Co., Ltd.

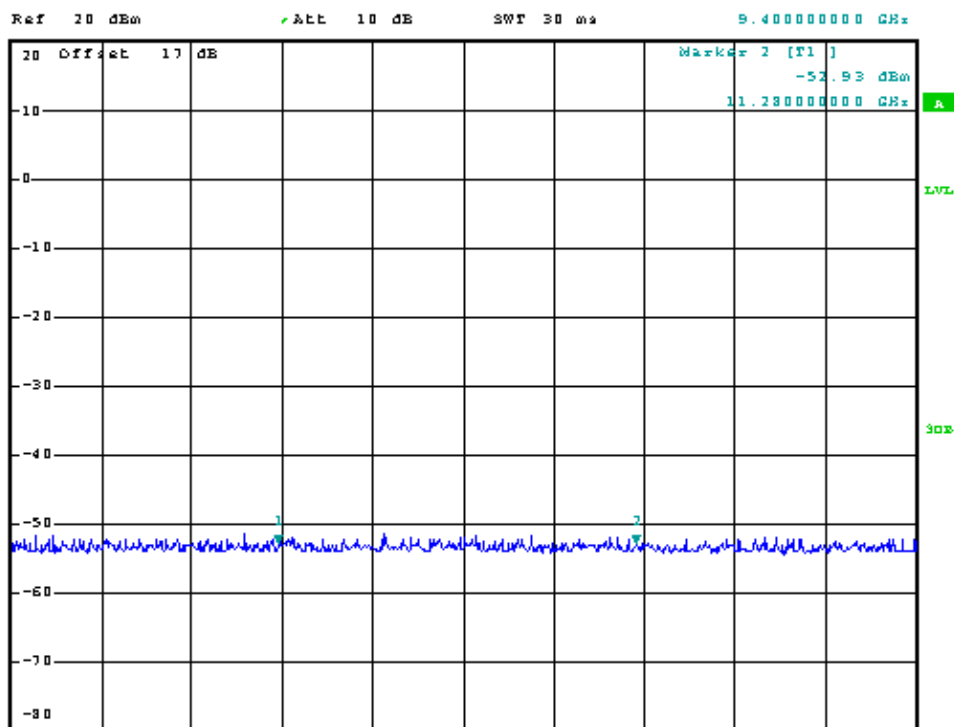
Report Number: W6M21103-11284-P-2224

FCC ID: UZI-PR30



✓ REW 1 MHz
✓ VEW 1 MHz
SWT 30 ms
Marker 1 [T1]
-53.11 dBm
9.400000000 GHz

1 P2
MAX



Start 8 GHz 475 MHz/ Stop 12.75 GHz

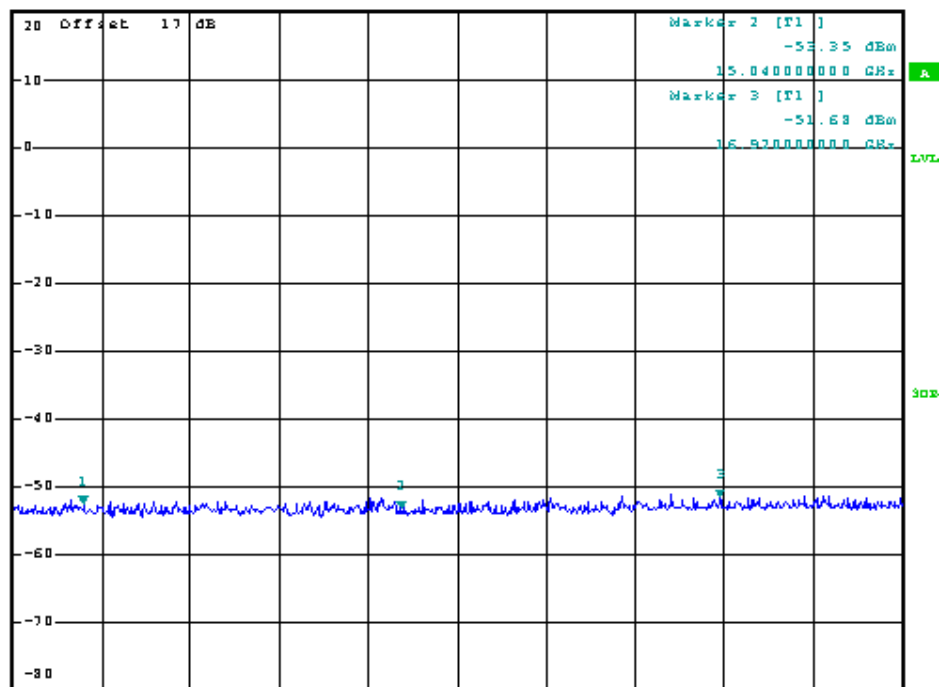
CONDUCTED SPURIOUS EMISSION WCDMA BAND II CH9400

Date: 8.MAR.2011 04:47:33



✓ REW 1 MHz
✓ VEW 1 MHz
SWT 35 ms
Marker 1 [T1]
-52.78 dBm
13.160000000 GHz


1 P2
MAX



Start 12.75 GHz 525 MHz/ Stop 18 GHz

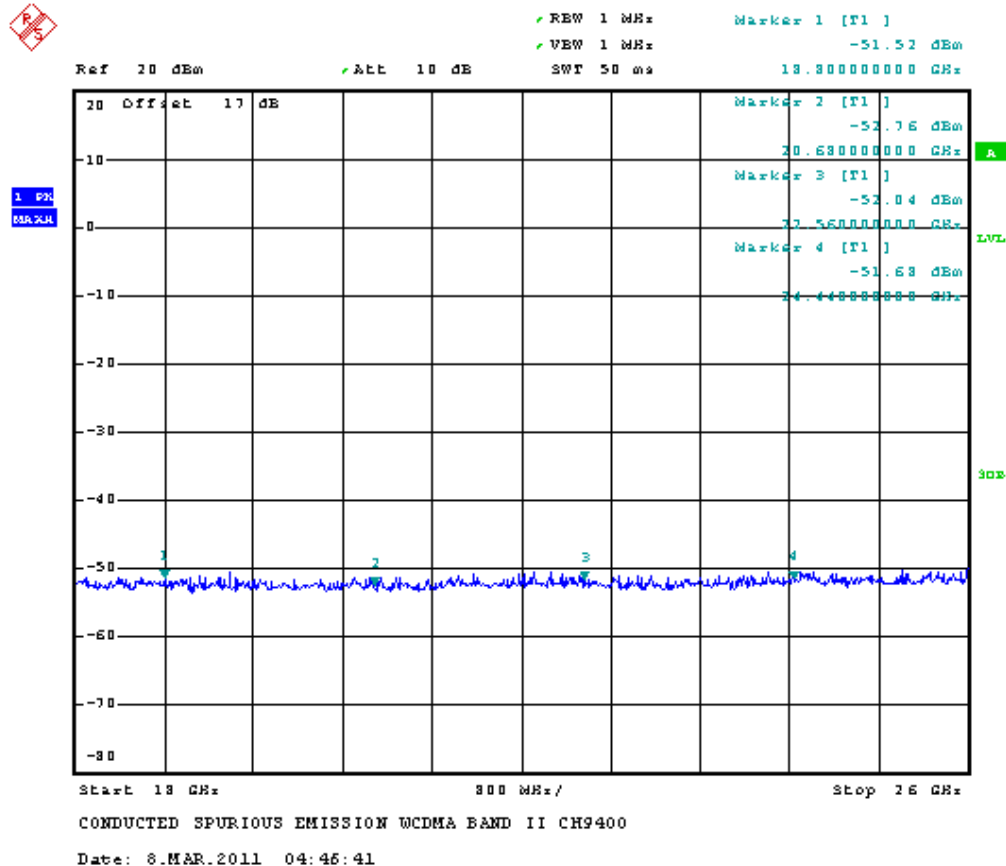
CONDUCTED SPURIOUS EMISSION WCDMA BAND II CH9400

Date: 8.MAR.2011 04:47:11

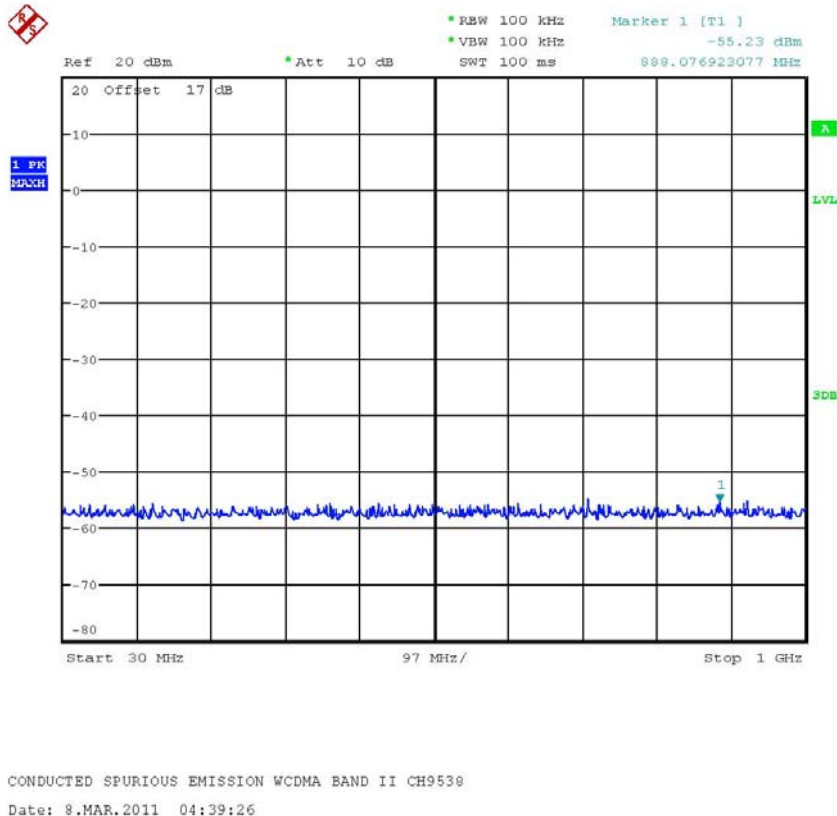



Report Number: W6M21103-11284-P-2224

FCC ID: UZI-PR30



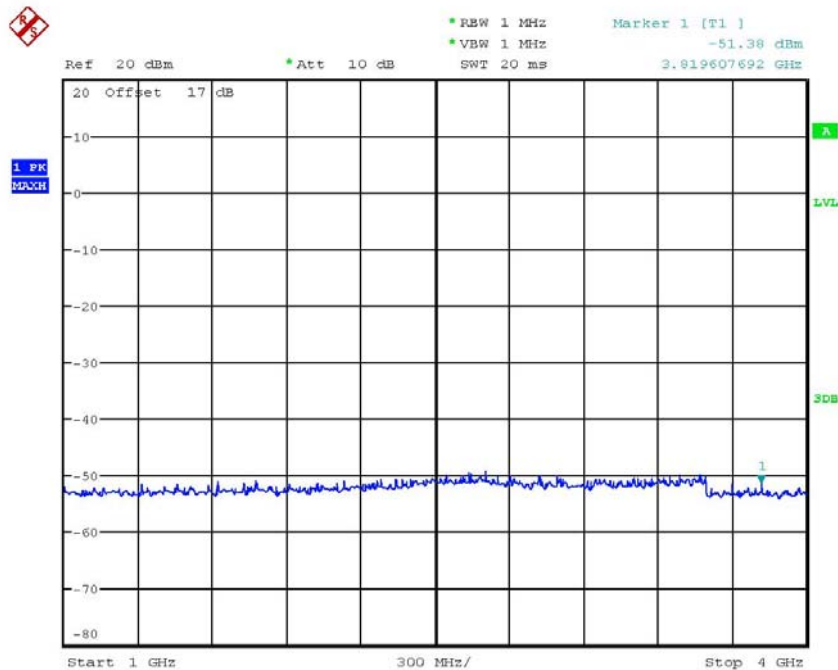
CH9538





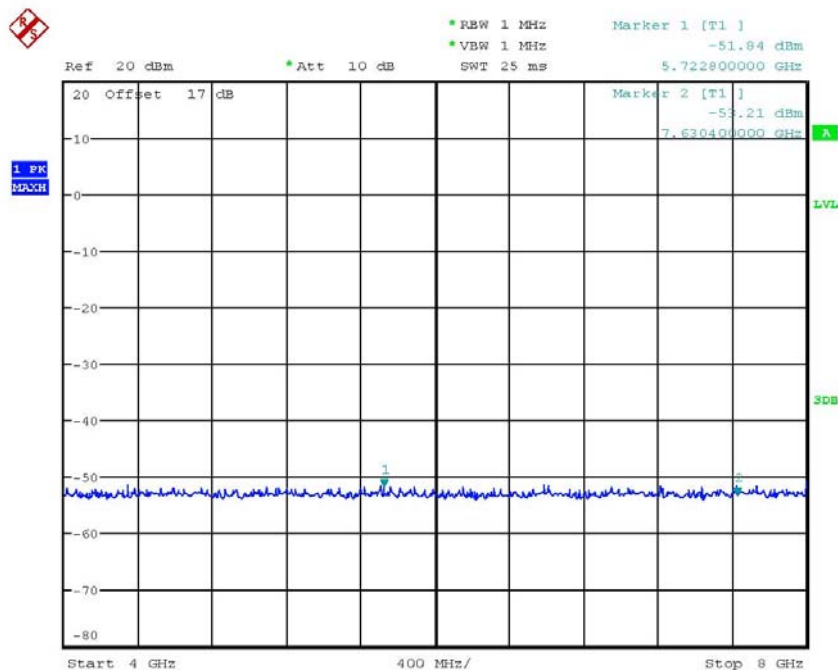
Report Number: W6M21103-11284-P-2224

FCC ID: UZI-PR30




CONDUCTED SPURIOUS EMISSION WCDMA BAND II CH9539

Date: 8.MAR.2011 04:54:50



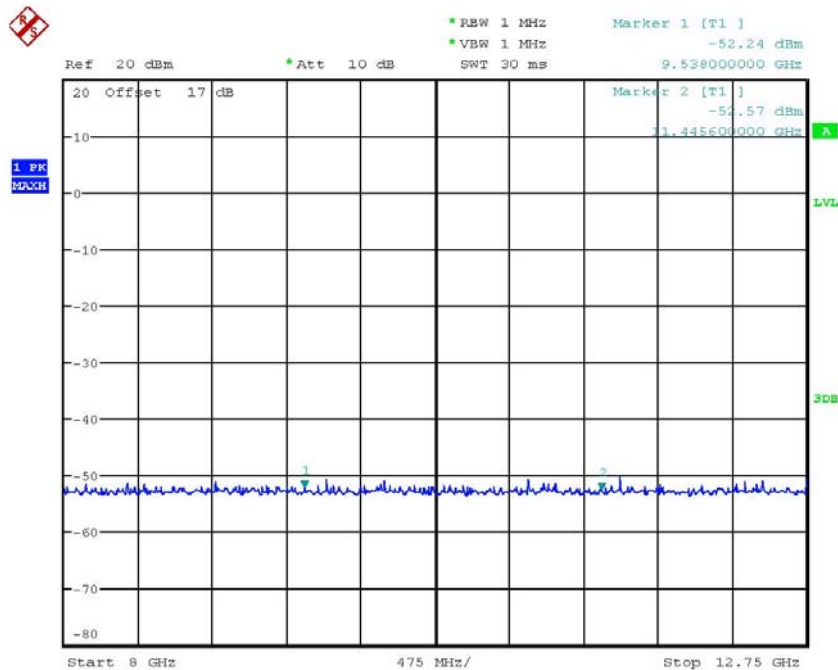
CONDUCTED SPURIOUS EMISSION WCDMA BAND II CH9539

Date: 8.MAR.2011 04:55:43



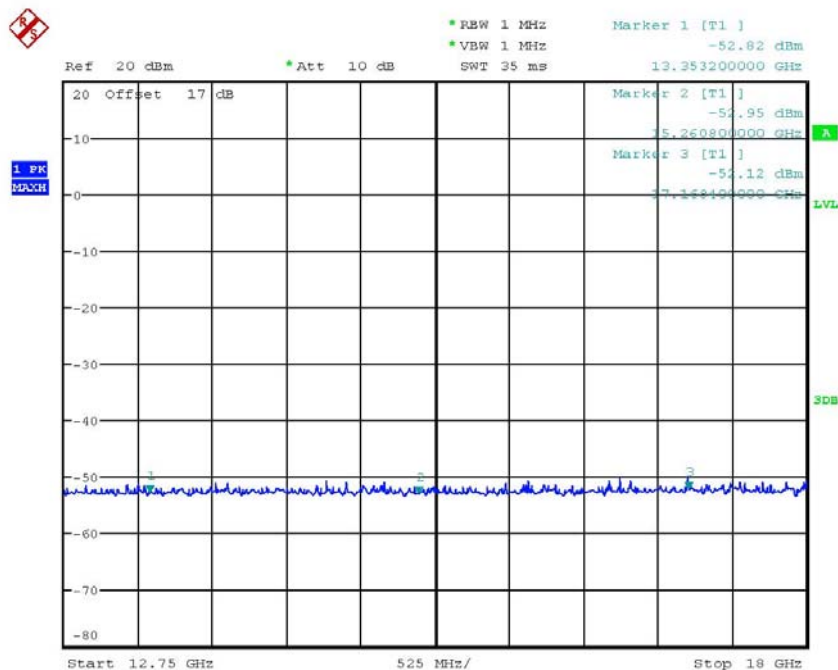
Report Number: W6M21103-11284-P-2224

FCC ID: UZI-PR30




CONDUCTED SPURIOUS EMISSION WCDMA BAND II CH9539

Date: 8.MAR.2011 04:56:12



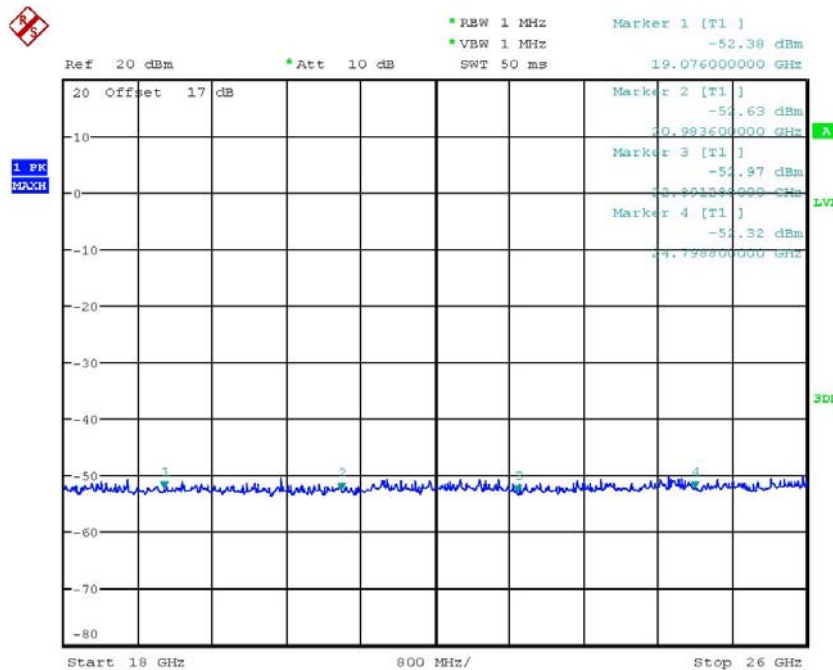
CONDUCTED SPURIOUS EMISSION WCDMA BAND II CH9539

Date: 8.MAR.2011 04:57:03

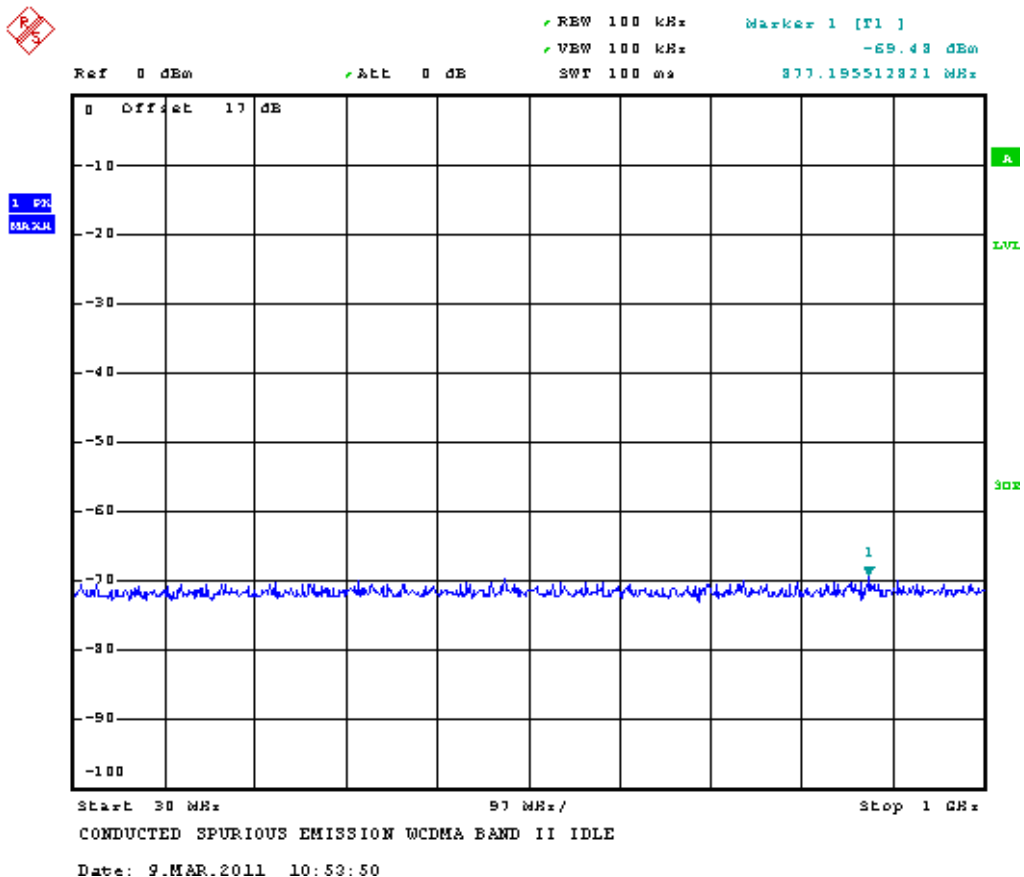


Report Number: W6M21103-11284-P-2224

FCC ID: UZI-PR30



Band II Idle





Worldwide Testing Services(Taiwan) Co., Ltd.

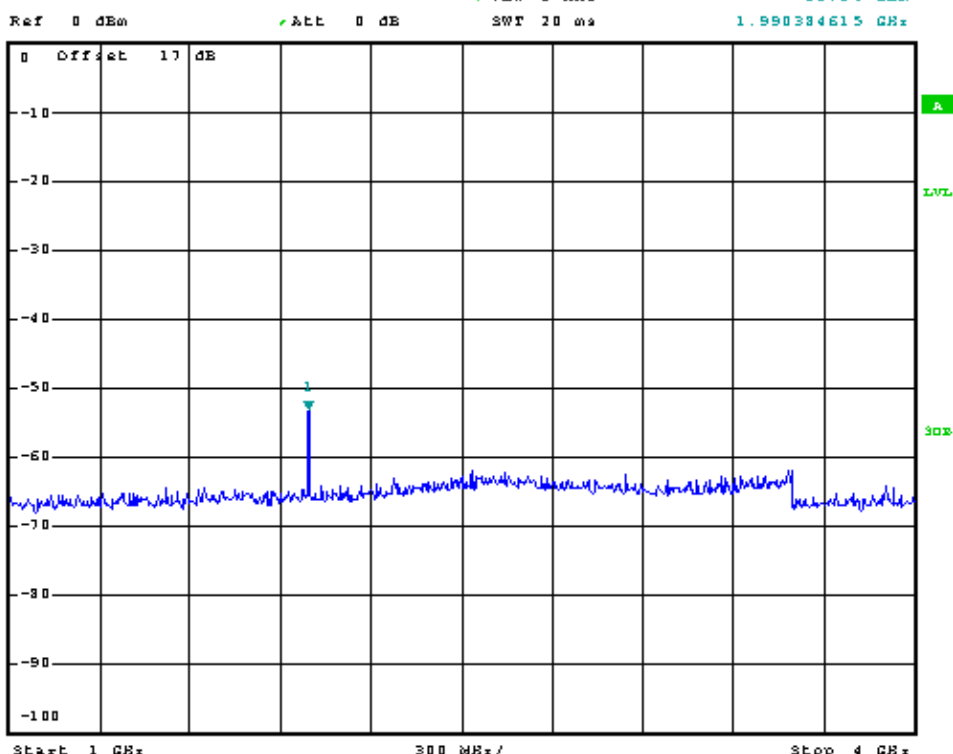
Report Number: W6M21103-11284-P-2224

FCC ID: UZI-PR30



✓ REW 1 MHz Marker 1 [T1]
✓ VIEW 1 MHz -53.24 dBm
SWT 20 ms 1.990384615 GHz

1 PK
MAX

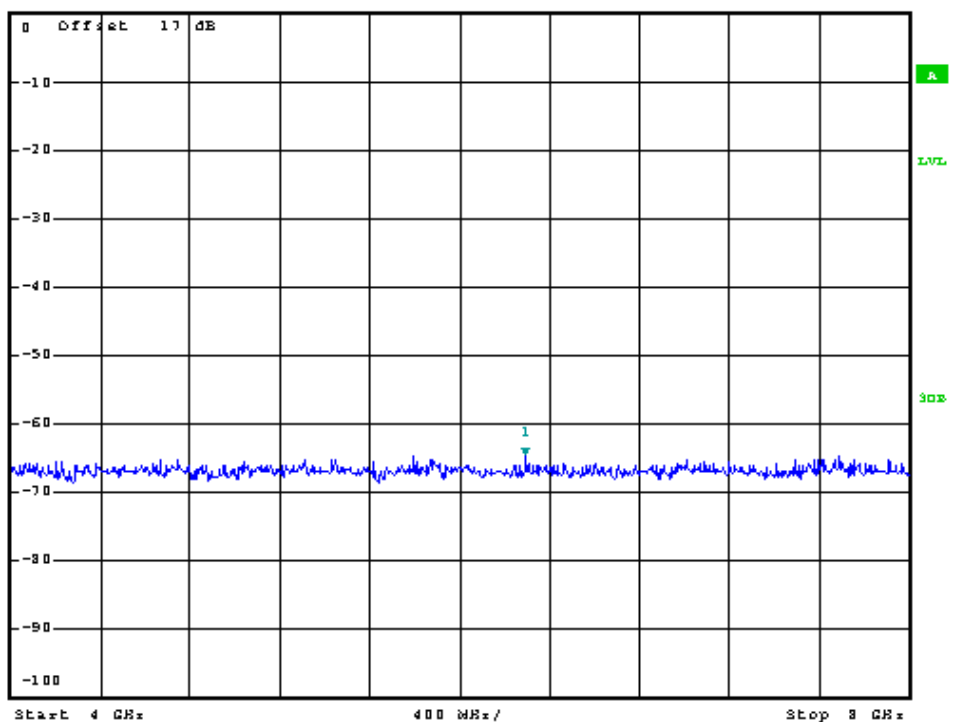


Date: 9.MAR.2011 10:54:07




✓ REW 1 MHz Marker 1 [T1]
✓ VIEW 1 MHz -64.88 dBm
SWT 25 ms 6.288461538 GHz

1 PK
MAX



Date: 9.MAR.2011 10:54:16



Worldwide Testing Services(Taiwan) Co., Ltd.

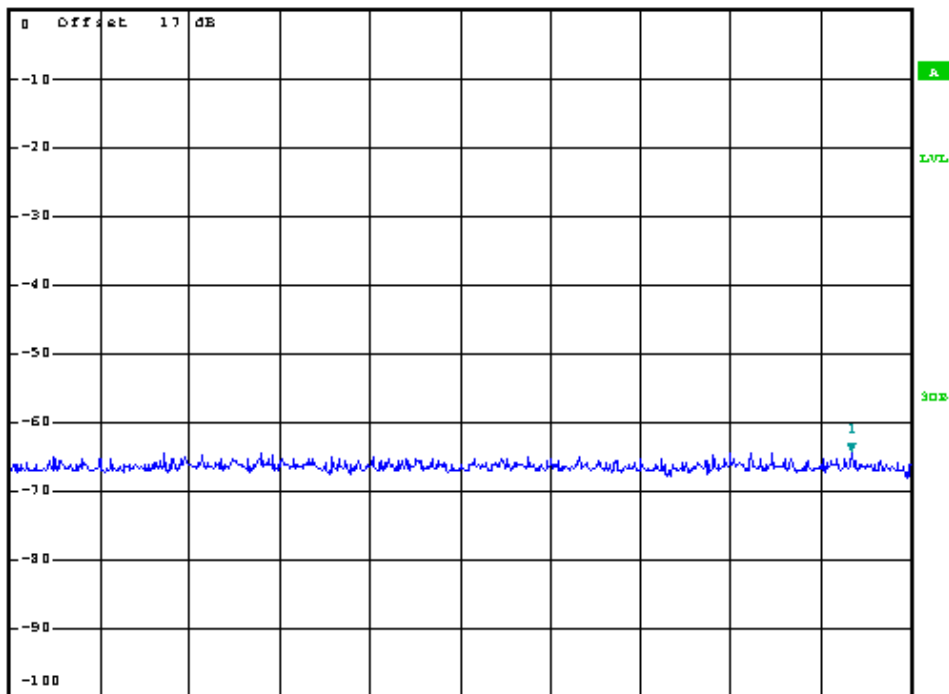
Report Number: W6M21103-11284-P-2224

FCC ID: UZI-PR30



REF 0 dBm
ATT 0 dB
REW 1 MHz
VIEW 1 MHz
SWT 30 ms
Marker 1 [T1]
-64.32 dBm
12.437500641 GHz

1.0%
MAX



Start 8 GHz 475 MHz/ Stop 12.75 GHz

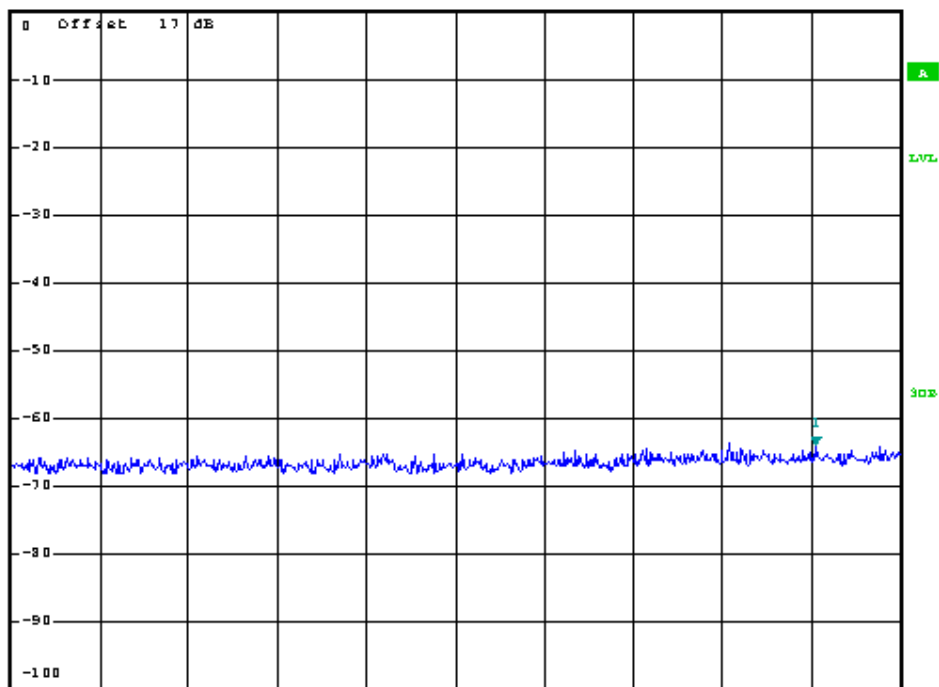
CONDUCTED SPURIOUS EMISSION WCDMA BAND II IDLE

Date: 9.MAR.2011 10:54:34



REF 0 dBm
ATT 0 dB
REW 1 MHz
VIEW 1 MHz
SWT 35 ms
Marker 1 [T1]
-64.20 dBm
12.503605769 GHz


1.0%
MAX



Start 12.75 GHz 525 MHz/ Stop 13 GHz

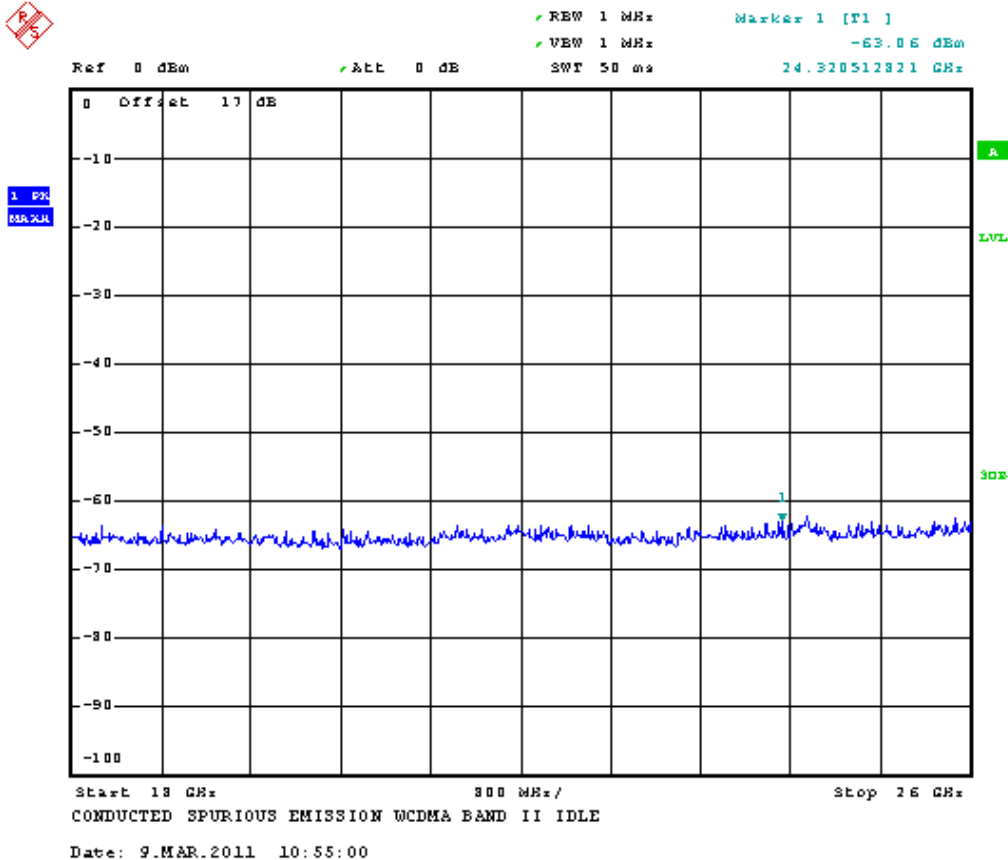
CONDUCTED SPURIOUS EMISSION WCDMA BAND II IDLE

Date: 9.MAR.2011 10:54:46

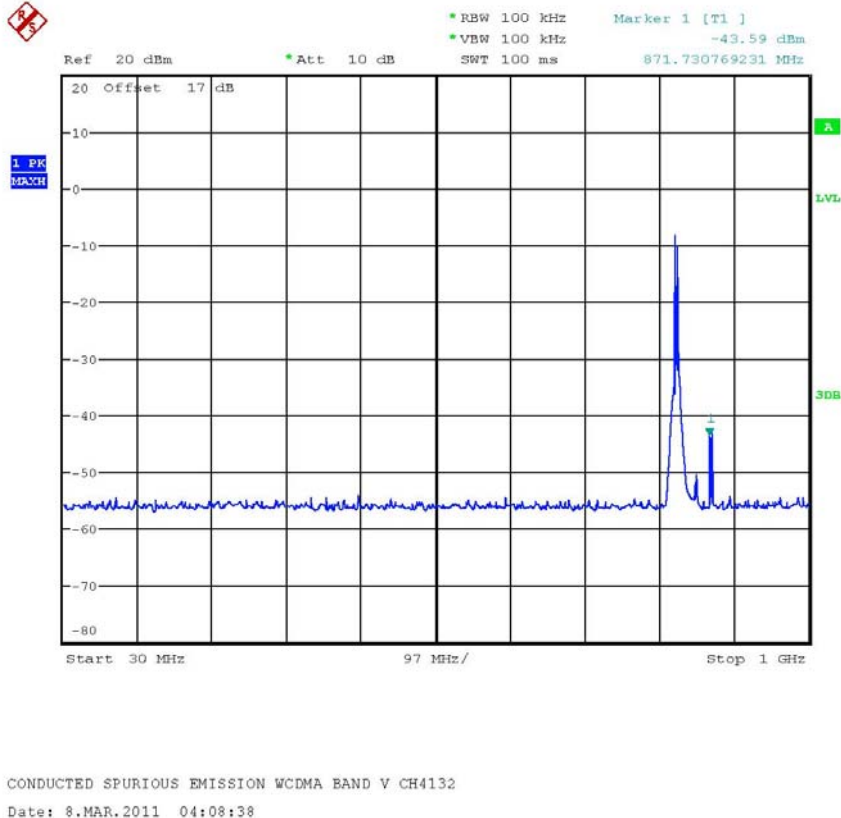



Report Number: W6M21103-11284-P-2224

FCC ID: UZI-PR30



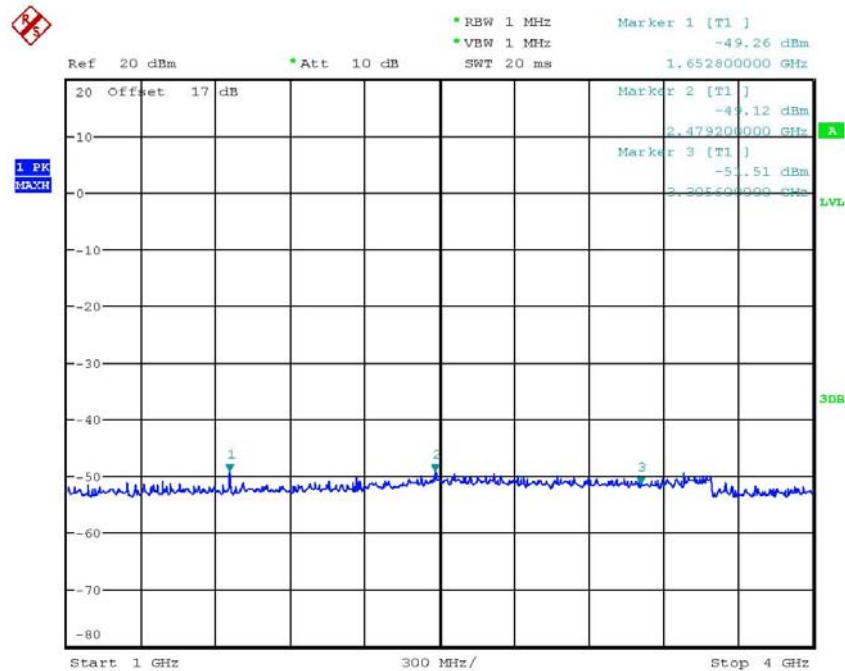
CH4132



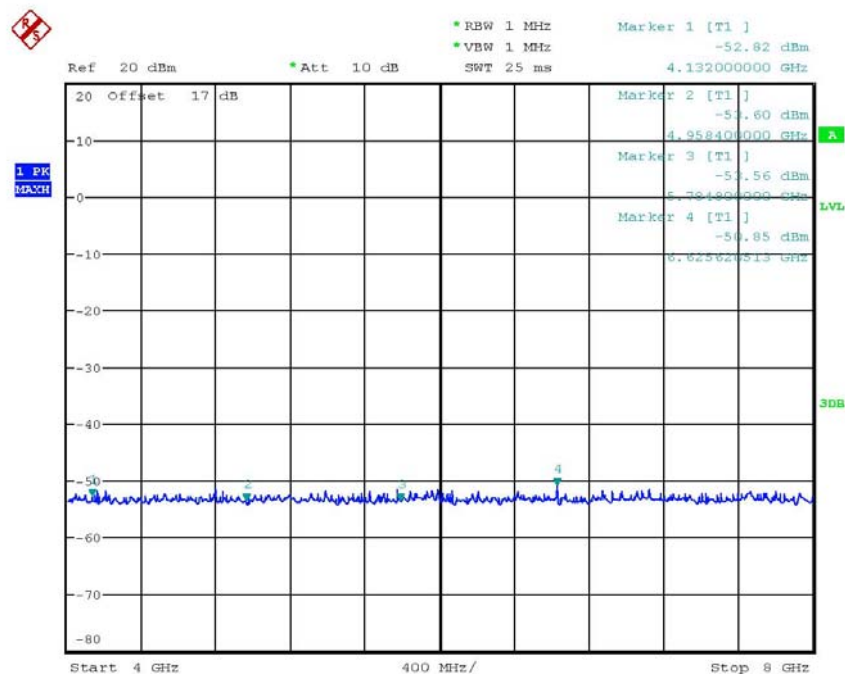


Report Number: W6M21103-11284-P-2224

FCC ID: UZI-PR30



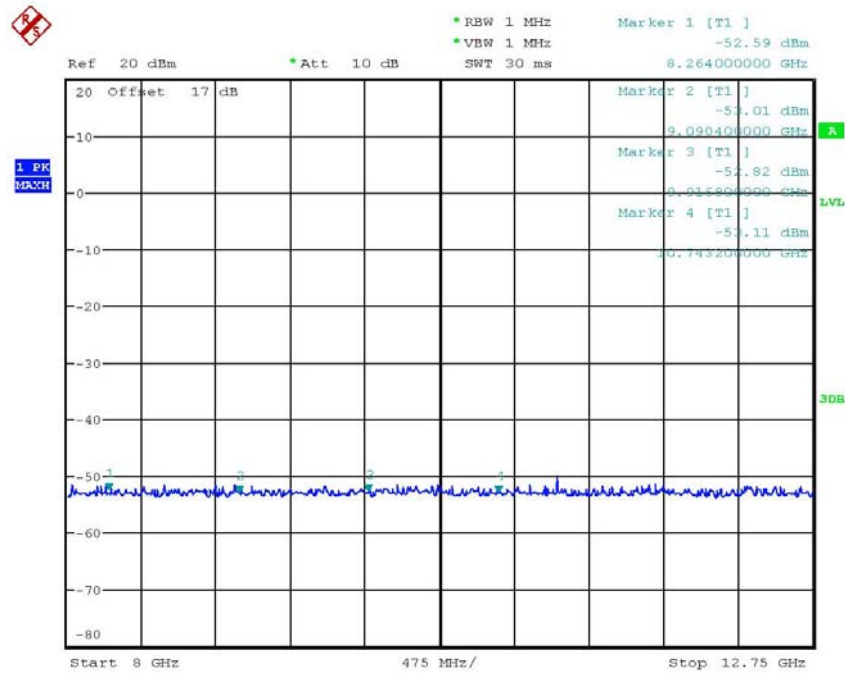
CONDUCTED SPURIOUS EMISSION WCDMA BAND V CH4132
Date: 8.MAR.2011 05:00:03



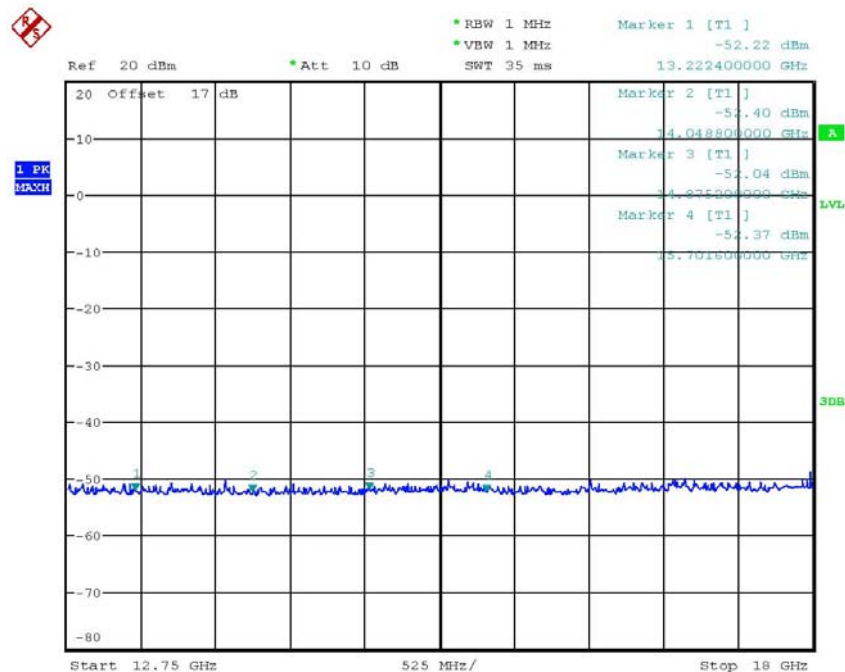
CONDUCTED SPURIOUS EMISSION WCDMA BAND V CH4132
Date: 8.MAR.2011 05:01:07

Report Number: W6M21103-11284-P-2224

FCC ID: UZI-PR30



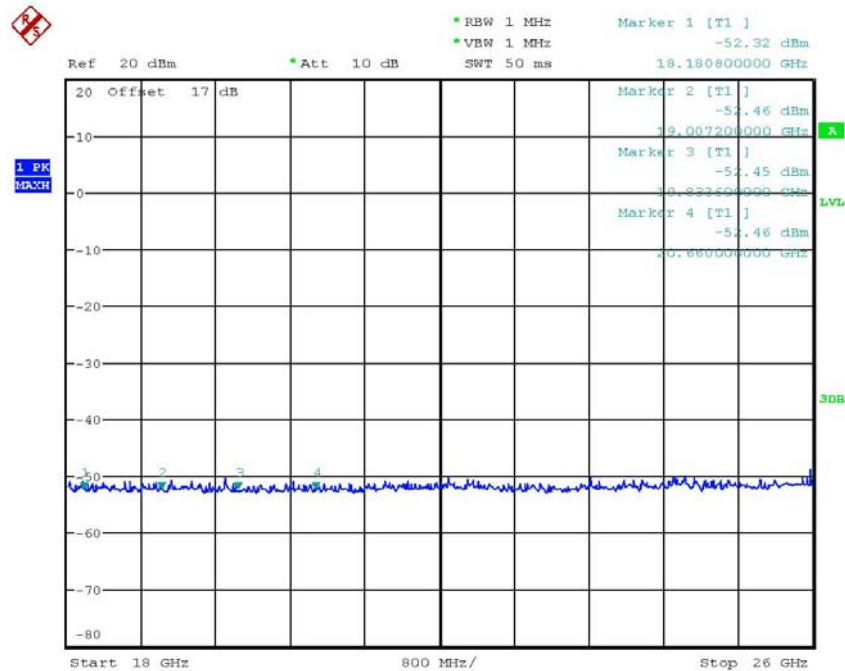
CONDUCTED SPURIOUS EMISSION WCDMA BAND V CH4132
Date: 8.MAR.2011 05:01:35



CONDUCTED SPURIOUS EMISSION WCDMA BAND V CH4132
Date: 8.MAR.2011 05:03:53

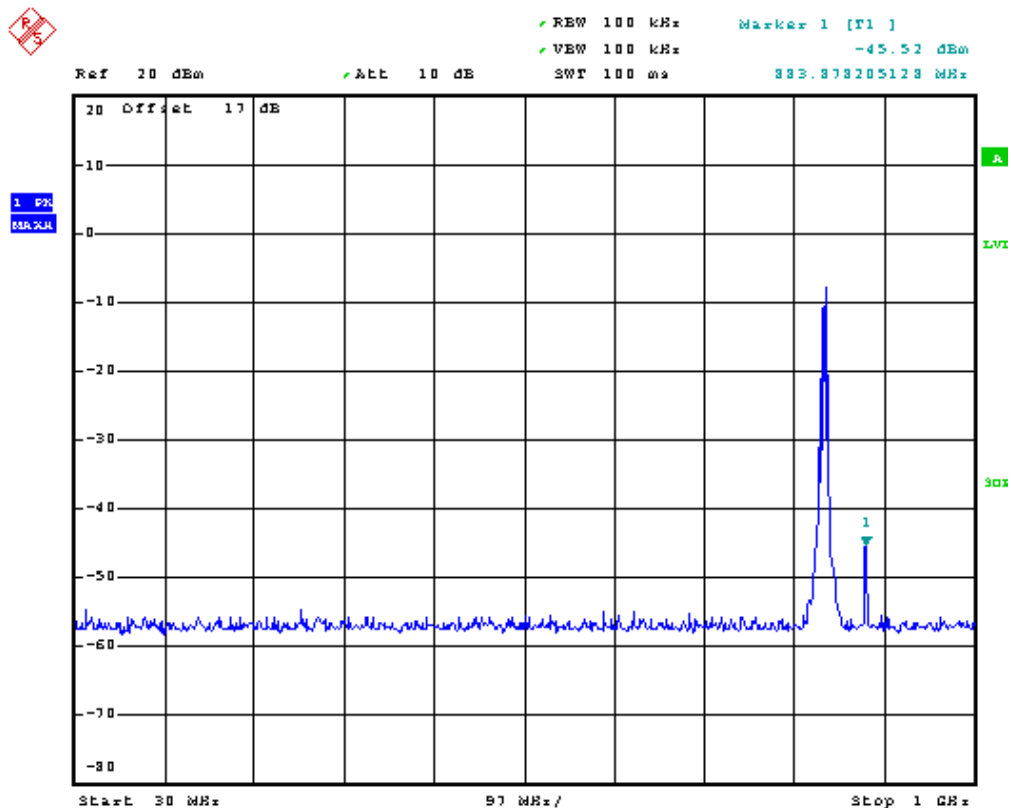
Report Number: W6M21103-11284-P-2224

FCC ID: UZI-PR30




CONDUCTED SPURIOUS EMISSION WCDMA BAND V CH4132
Date: 8.MAR.2011 05:03:25

CH4183



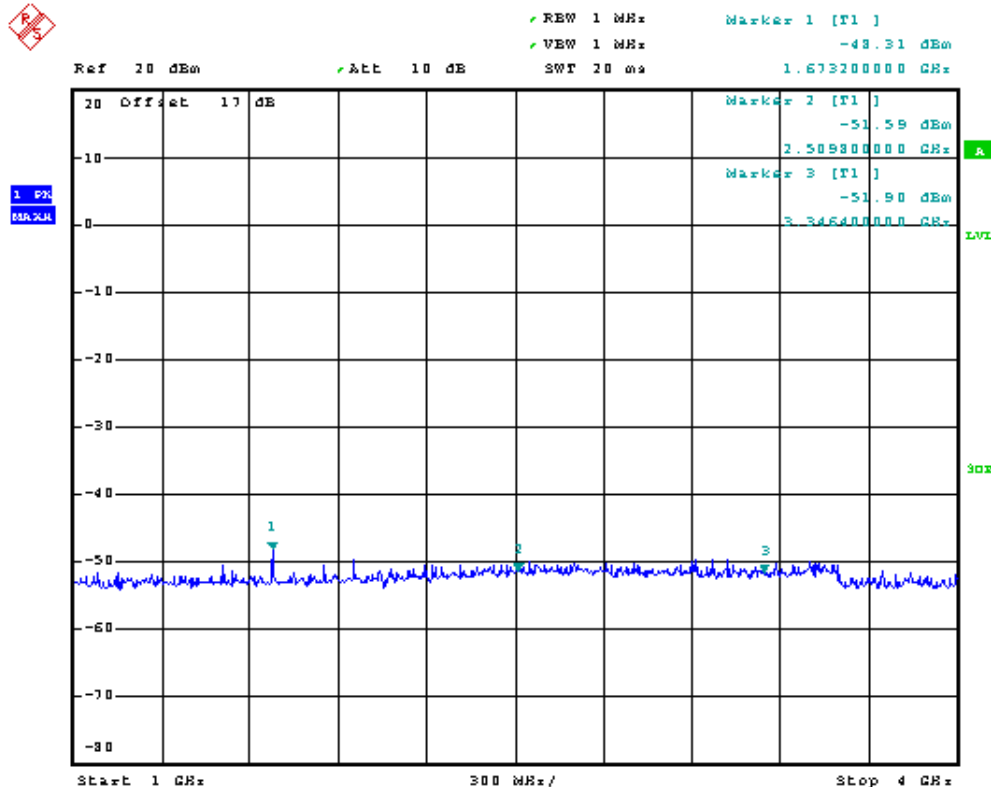
CONDUCTED SPURIOUS EMISSION WCDMA BAND V CH4183
Date: 8.MAR.2011 04:09:43



Worldwide Testing Services(Taiwan) Co., Ltd.

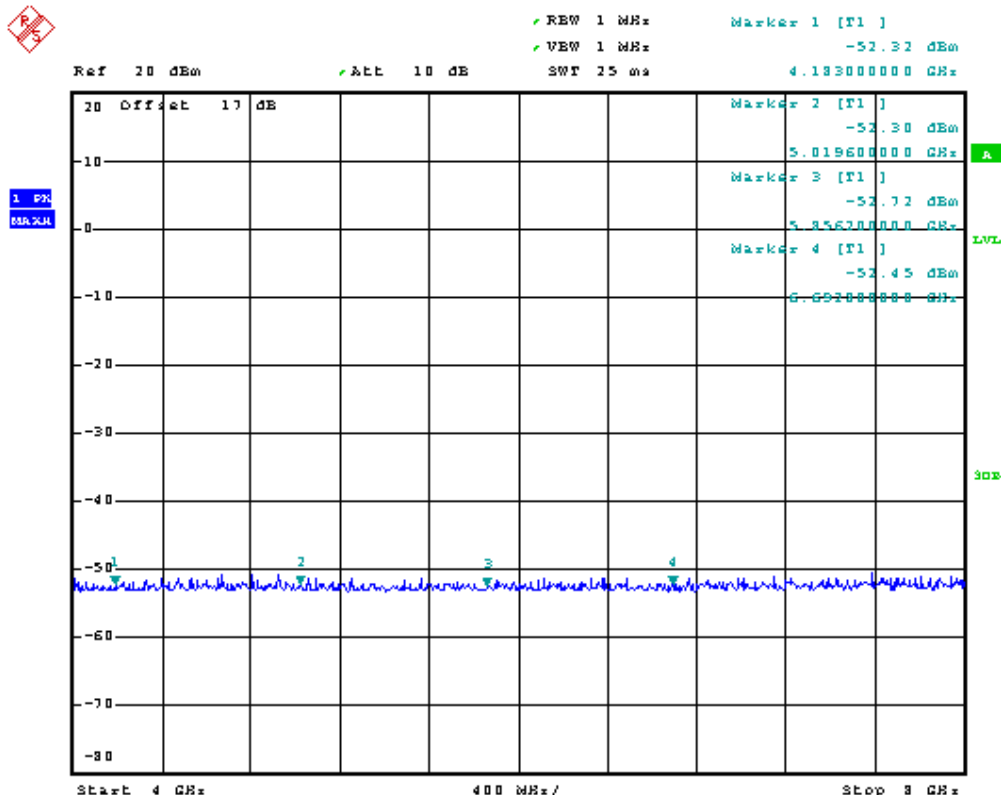
Report Number: W6M21103-11284-P-2224

FCC ID: UZI-PR30




CONDUCTED SPURIOUS EMISSION WCDMA BAND V CH4183

Date: 8.MAR.2011 05:07:21



CONDUCTED SPURIOUS EMISSION WCDMA BAND V CH4183

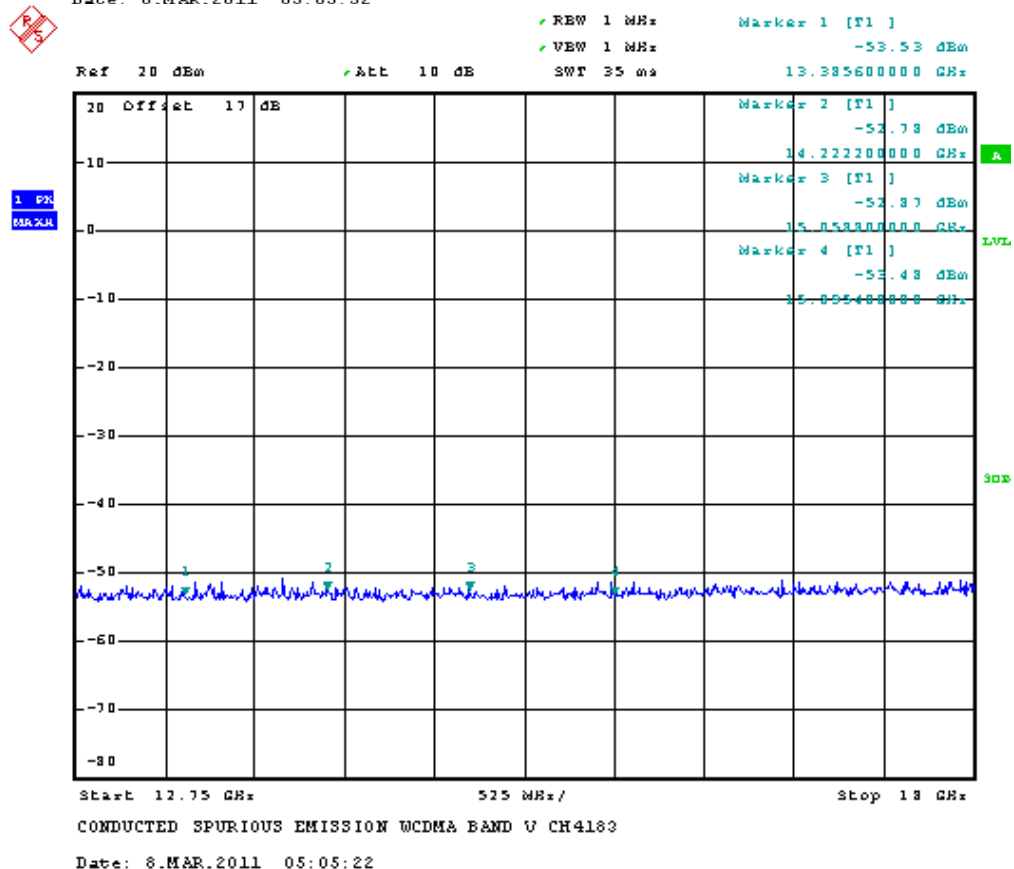
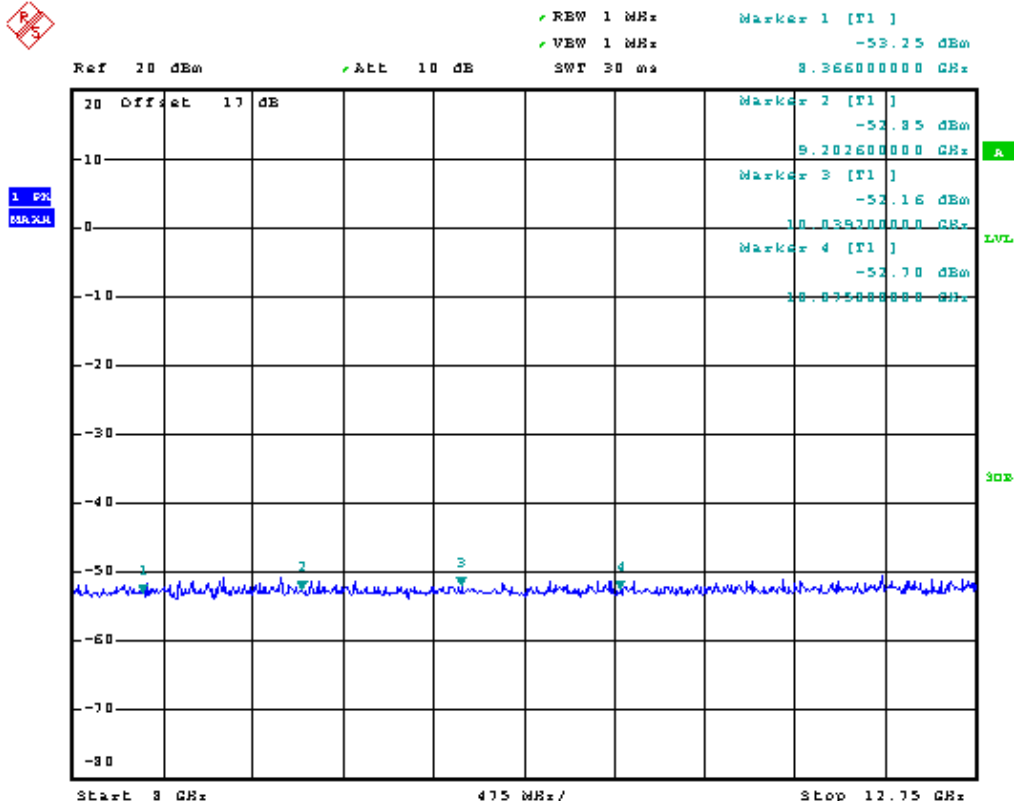
Date: 8.MAR.2011 05:06:22




Worldwide Testing Services(Taiwan) Co., Ltd.

Report Number: W6M21103-11284-P-2224

FCC ID: UZI-PR30

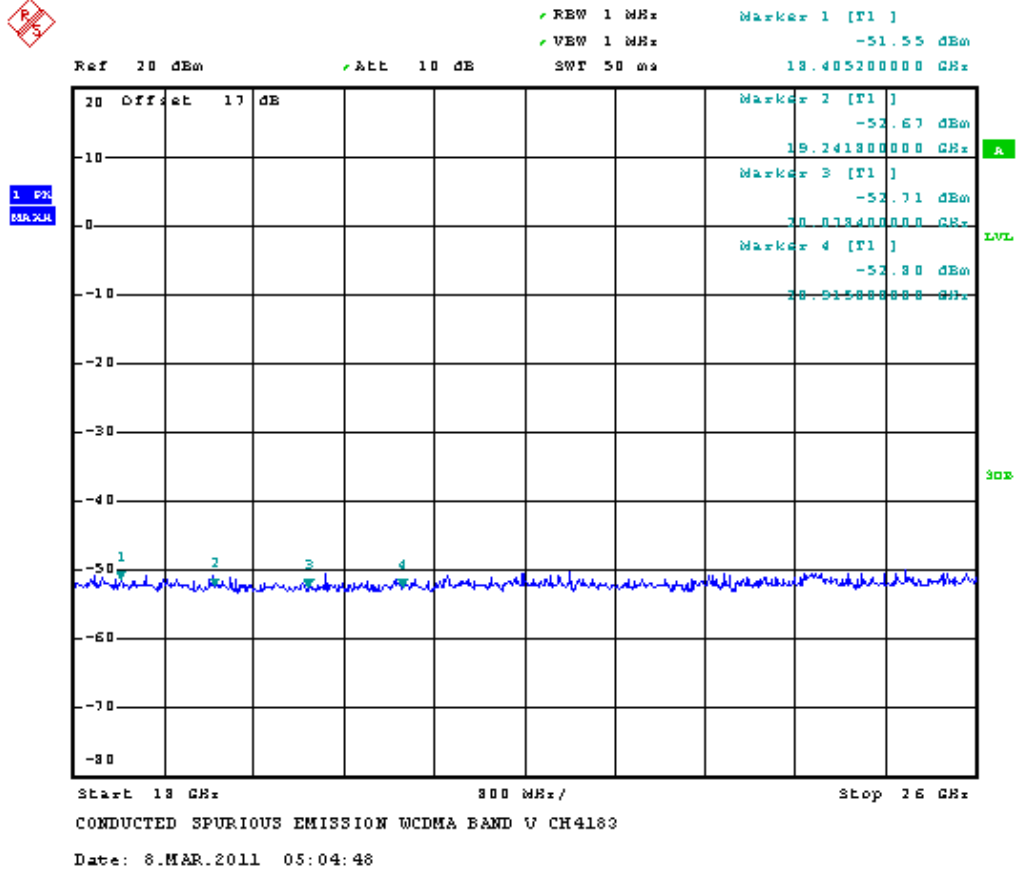




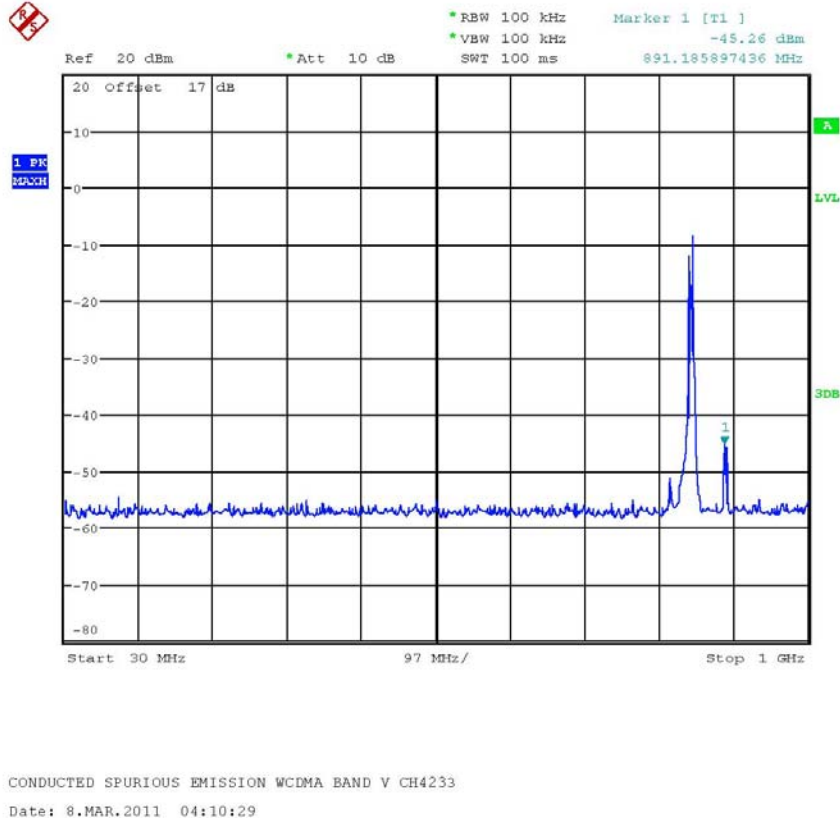
Worldwide Testing Services(Taiwan) Co., Ltd.

Report Number: W6M21103-11284-P-2224

FCC ID: UZI-PR30

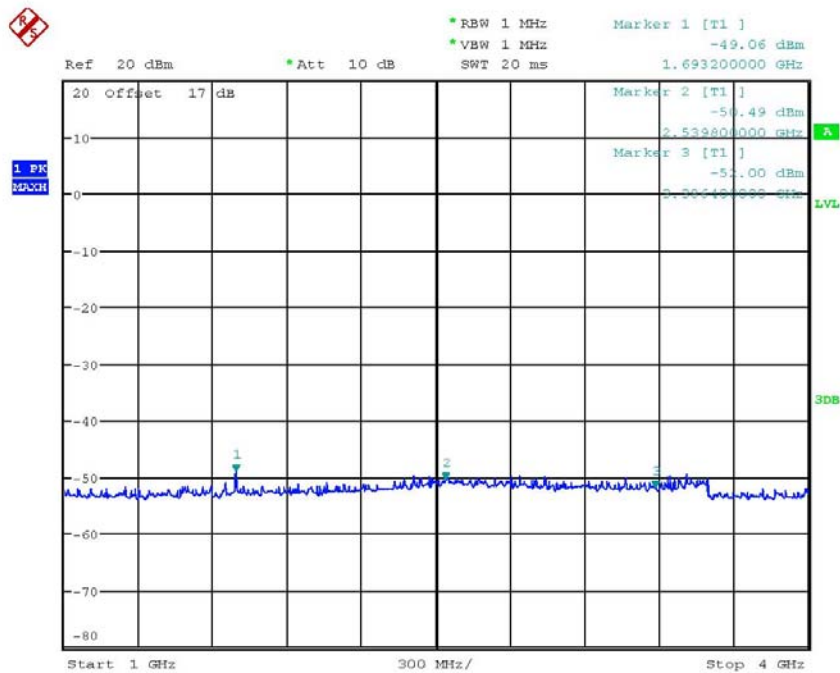


CH4233



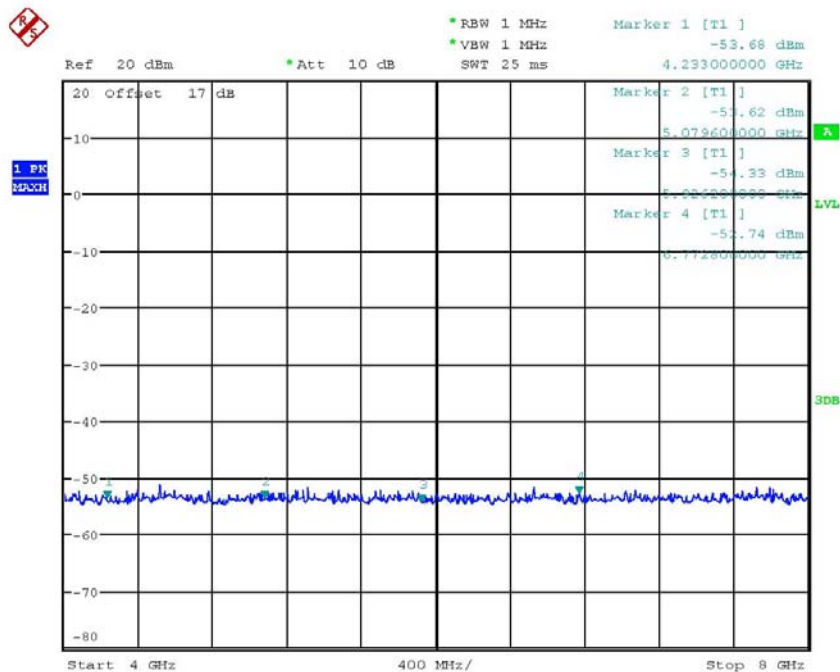
Report Number: W6M21103-11284-P-2224

FCC ID: UZI-PR30



CONDUCTED SPURIOUS EMISSION WCDMA BAND V CH4233

Date: 8.MAR.2011 05:07:57

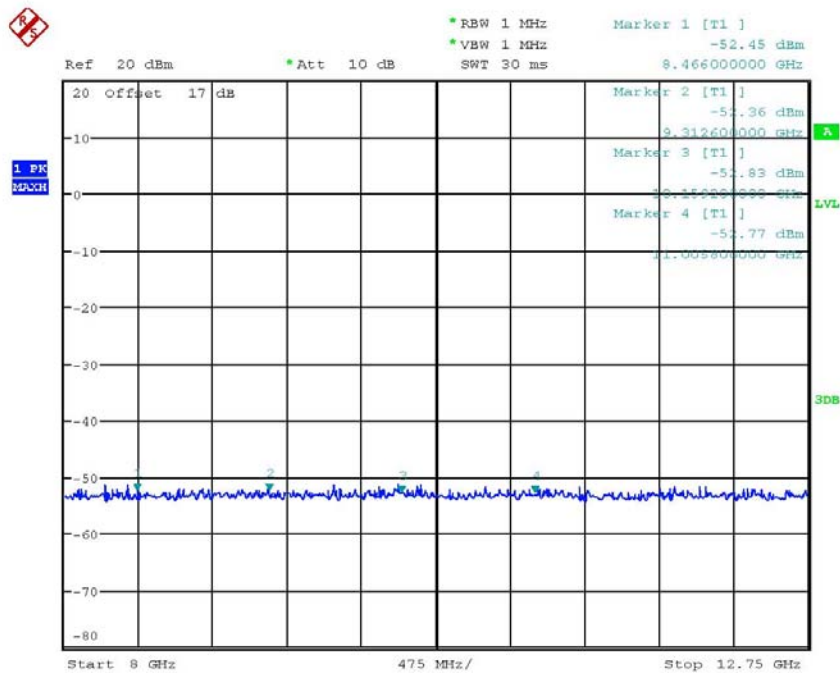


CONDUCTED SPURIOUS EMISSION WCDMA BAND V CH4233

Date: 8.MAR.2011 05:08:34

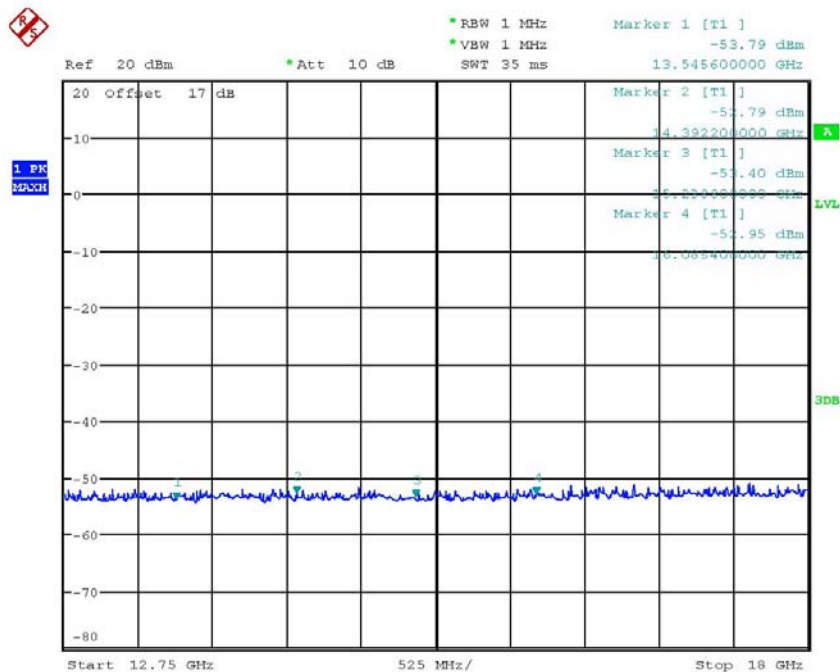
Report Number: W6M21103-11284-P-2224

FCC ID: UZI-PR30




CONDUCTED SPURIOUS EMISSION WCDMA BAND V CH4233

Date: 8.MAR.2011 05:09:08



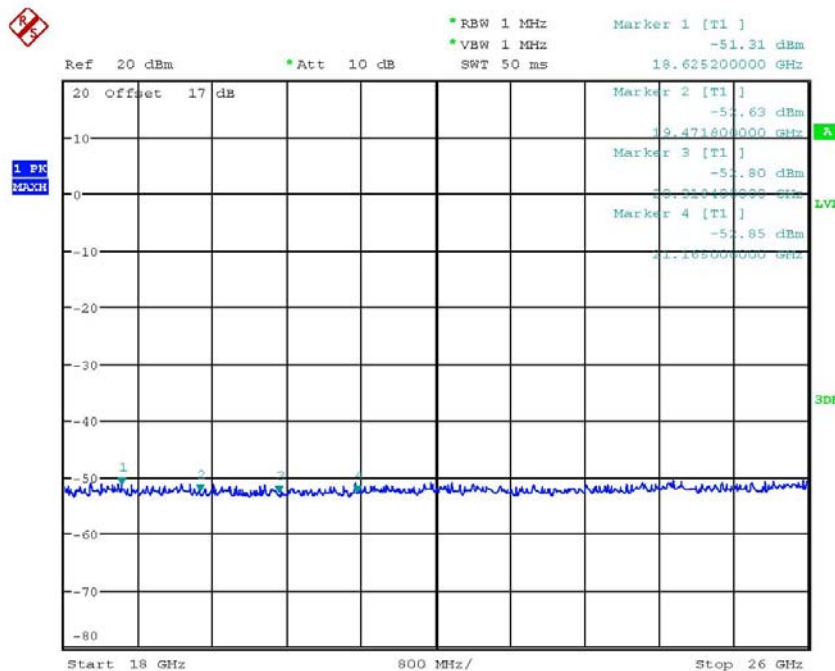
CONDUCTED SPURIOUS EMISSION WCDMA BAND V CH4233

Date: 8.MAR.2011 05:09:38



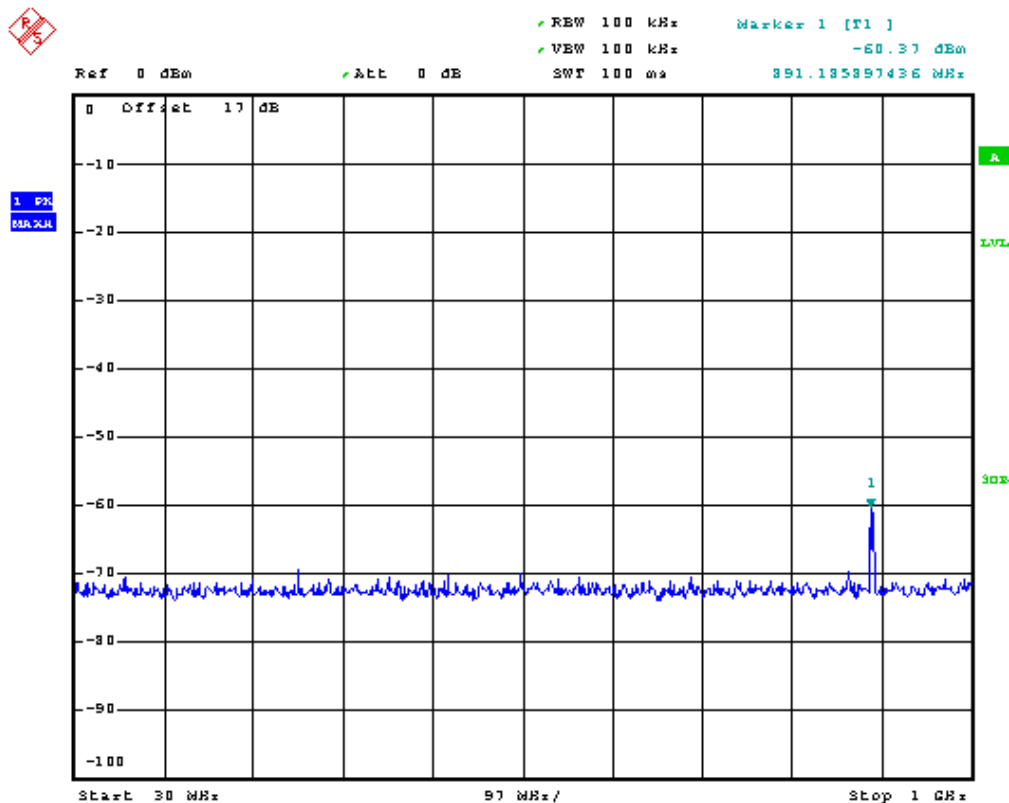
Report Number: W6M21103-11284-P-2224

FCC ID: UZI-PR30




CONDUCTED SPURIOUS EMISSION WCDMA BAND V CH4233
Date: 8.MAR.2011 05:10:11

Band V Idle

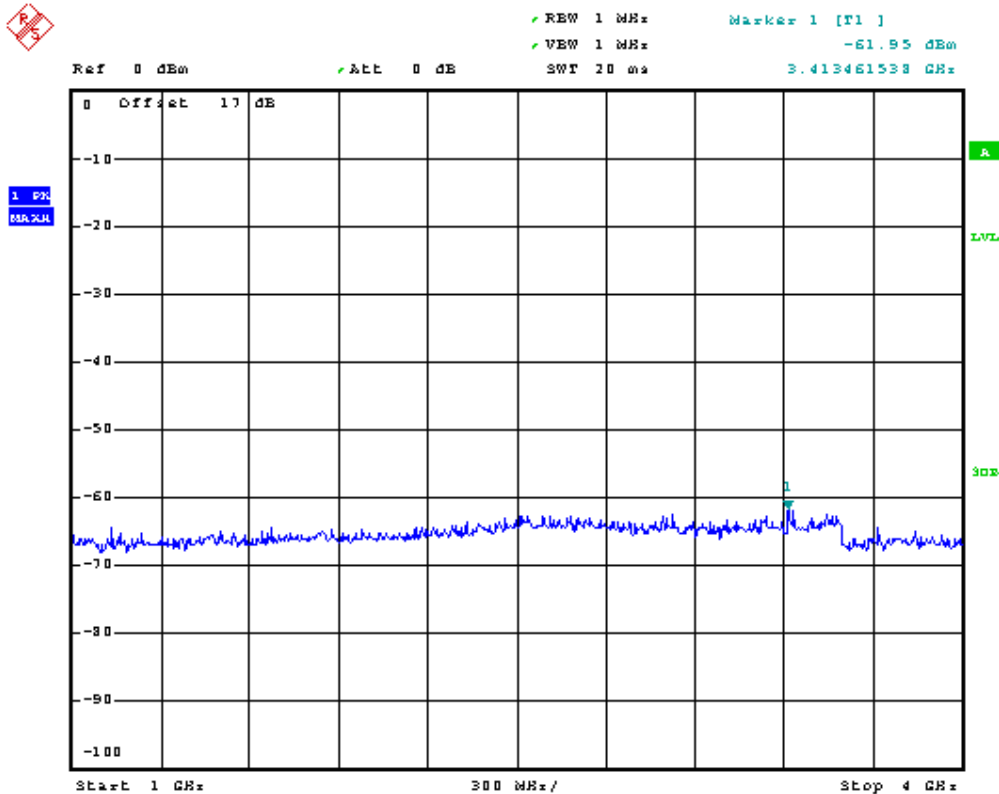


CONDUCTED SPURIOUS EMISSION WCDMA BAND V IDLE
Date: 9.MAR.2011 10:56:37



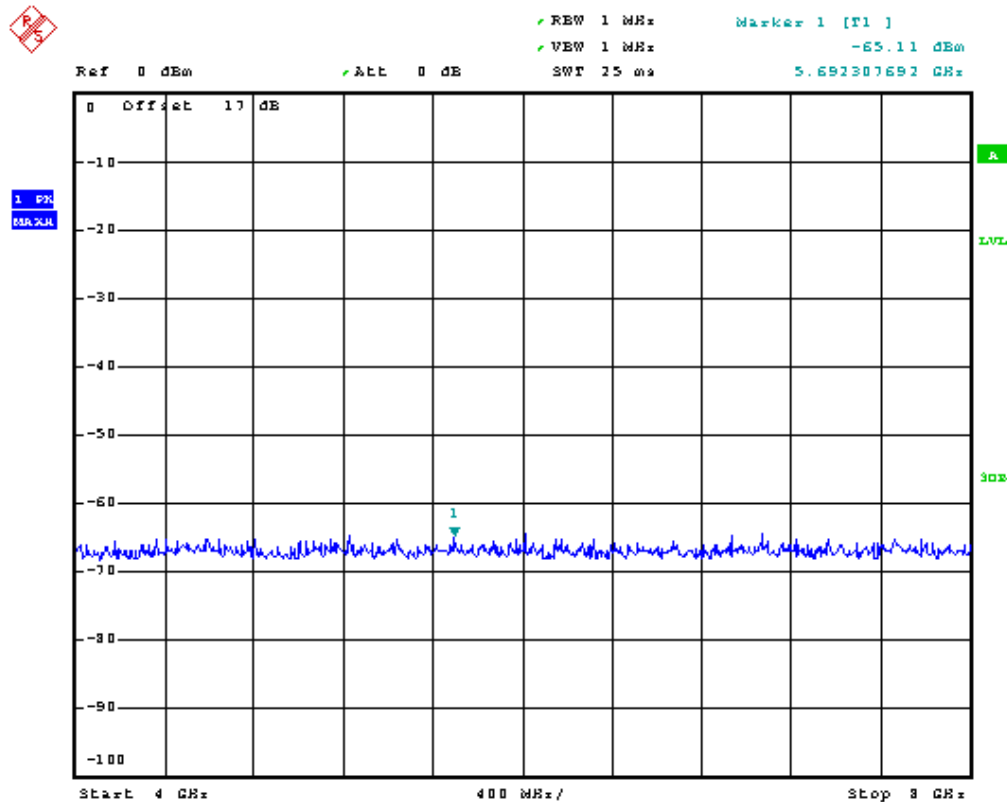
Report Number: W6M21103-11284-P-2224

FCC ID: UZI-PR30




CONDUCTED SPURIOUS EMISSION WCDMA BAND V IDLE

Date: 9.MAR.2011 10:56:24



CONDUCTED SPURIOUS EMISSION WCDMA BAND V IDLE

Date: 9.MAR.2011 10:55:59



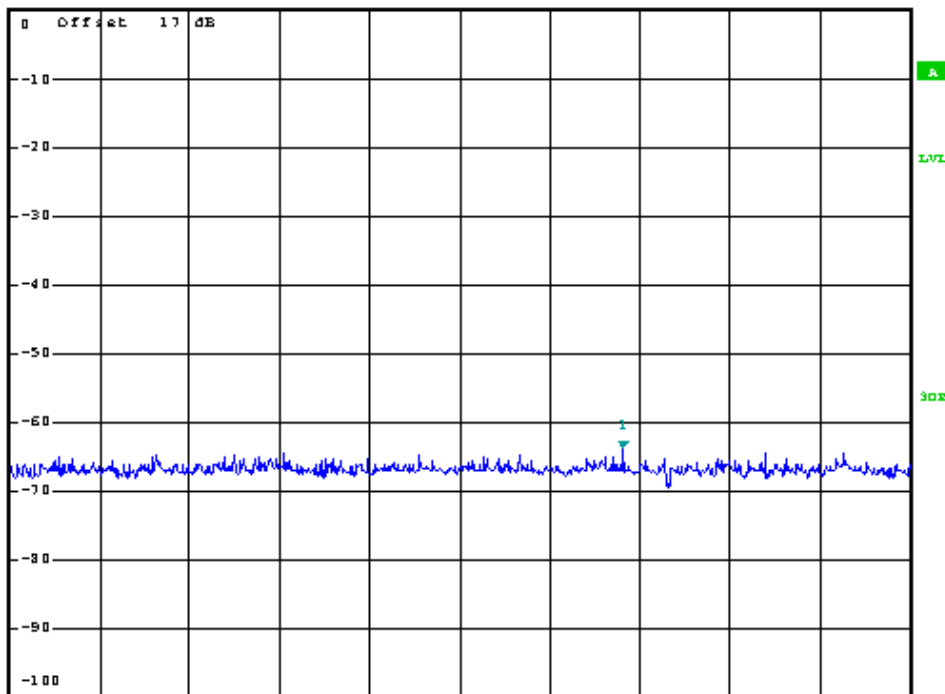
Report Number: W6M21103-11284-P-2224

FCC ID: UZI-PR30



REF 0 dBm
ATT 0 dB
SWT 30 ms
Marker 1 [T1]
-63.92 dBm
11.235176232 GHz

1 PK
MAX



Start 8 GHz 475 MHz/ Stop 12.75 GHz

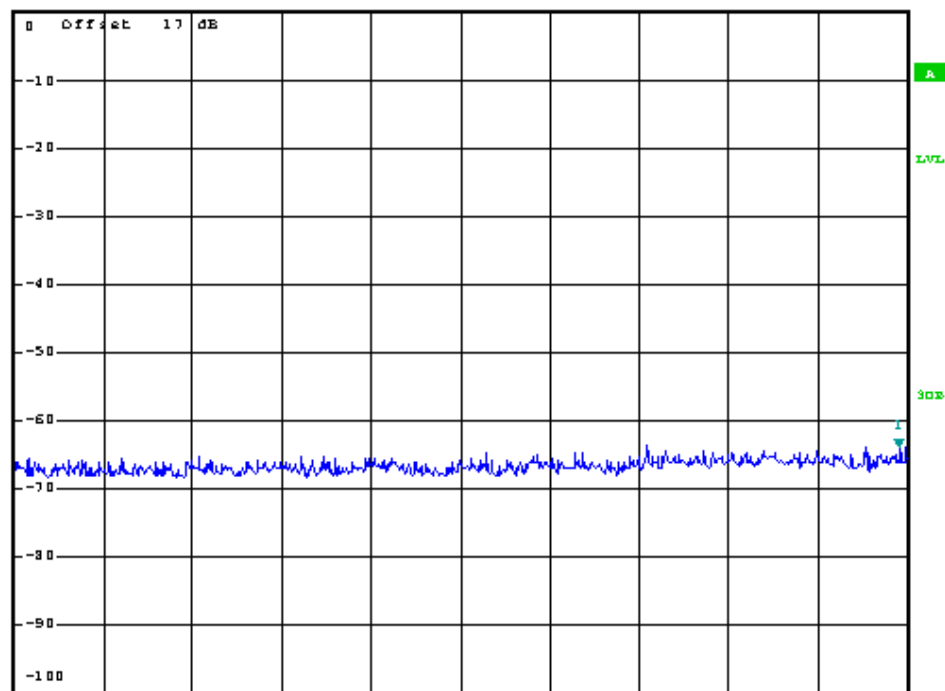
CONDUCTED SPURIOUS EMISSION WCDMA BAND U IDLE

Date: 9.MAR.2011 10:55:50



REF 0 dBm
ATT 0 dB
SWT 35 ms
Marker 1 [T1]
-64.23 dBm
17.949519131 GHz


1 PK
MAX



Start 12.75 GHz 525 MHz/ Stop 18 GHz

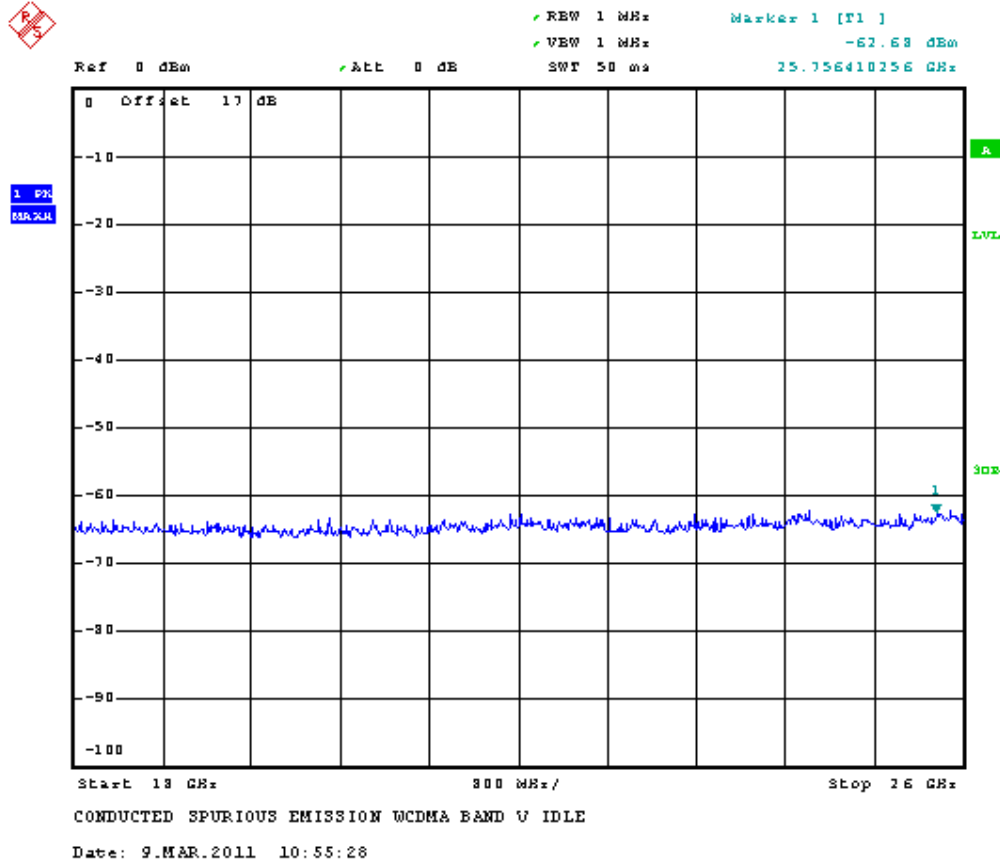
CONDUCTED SPURIOUS EMISSION WCDMA BAND U IDLE

Date: 9.MAR.2011 10:55:37



Report Number: W6M21103-11284-P-2224

FCC ID: UZI-PR30



Test equipment: ETSTW-RE 055, ETSTW-GSM 02

6.3 Explanation of test result

All factors like cable loss and external attenuation etc. are already included in the provided measurement results. This is done by using validated test software and calibrated test system according the accreditation requirements.

6.4 Calculation of Limit for Spurious at Antenna Terminals


Compliance with § 22.917(a) requires that any emission be attenuated below the transmitter power at least $43 + 10 \log P$ (P = transmitter power in Watts).

The compliance limit was calculated as an example per the following:

Maximum transmitter output power: $P=0.2992$ Watts

Required attenuation: $A=43 + 10 \log P$

Limit for Spurious Emissions at Antenna Terminals: $L=P-A=-13\text{dBm}$



Report Number: W6M21103-11284-P-2224

FCC ID: UZI-PR30

7. Field Strength of Spurious Radiation

7.1 Test procedure

The test procedure for filed strength measurement is same as radiated power except for a notch filter or band pass filter is used to avoid the influence of fundamental to the pre-amplifier.

The measurements below 1GHz were performed with a measurement bandwidth of 100kHz, above 1GHz with a bandwidth of 1 MHz.

7.2 Test Results

The measurements of the spurious emission at the upper, center and lower channel.

CH128_DC 4.2 V

Model: PR30 Date: 2011/3/3
 Mode: Active ch128 Temperature: 24 °C Engineer: Danny
 Polarization: Horizontal Humidity: 60 %

Frequency (MHz)	Reading (dBm) Peak	Factor (dB) Corr.	Result (dBm)	Limit (dBm)	Margin (dB)	Table Degree (Deg.)	Ant. High (cm)
297.8365	-78.21	29.32	-48.89	-13.00	-35.89	105	150
989.9038	-88.41	33.83	-54.58	-13.00	-41.58	140	150
1649.0390	-55.64	1.89	-53.75	-13.00	-40.75	130	150
2471.1540	-55.75	4.59	-51.16	-13.00	-38.16	120	150
4121.0000	-57.44	8.22	-49.22	-13.00	-36.22	140	150
4945.2000	-58.28	7.32	-50.96	-13.00	-37.96	135	150


Polarization: Vertical

Frequency (MHz)	Reading (dBm) Peak	Factor (dB) Corr.	Result (dBm)	Limit (dBm)	Margin (dB)	Table Degree (Deg.)	Ant. High (cm)
299.5673	-77.55	33.36	-44.19	-13.00	-31.19	150	150
951.7628	-88.36	33.13	-55.23	-13.00	-42.23	140	150
1649.0390	-51.76	1.44	-50.32	-13.00	-37.32	140	150
2508.6000	-60.46	2.70	-57.76	-13.00	-44.76	130	150
4181.0000	-58.47	6.20	-52.27	-13.00	-39.27	150	150
5017.2000	-57.99	5.02	-52.97	-13.00	-39.97	140	150

CH128_DC 3.5 V

Mode: Active ch128
 Polarization: Horizontal

Frequency (MHz)	Reading (dBm) Peak	Factor (dB) Corr.	Result (dBm)	Limit (dBm)	Margin (dB)	Table Degree (Deg.)	Ant. High (cm)
259.7596	-77.95	29.85	-48.10	-13.00	-35.10	110	150
872.1154	-87.29	33.41	-53.88	-13.00	-40.88	130	150
1649.0390	-54.57	1.89	-52.68	-13.00	-39.68	120	150
2472.6000	-61.35	4.60	-56.75	-13.00	-43.75	150	150
4121.0000	-57.28	8.22	-49.06	-13.00	-36.06	140	150
4945.2000	-58.46	7.32	-51.14	-13.00	-38.14	130	150



Report Number: W6M21103-11284-P-2224

FCC ID: UZI-PR30

Polarization: Vertical

Frequency (MHz)	Reading (dBm) Peak	Factor (dB) Corr.	Result (dBm)	Limit (dBm)	Margin (dB)	Table Degree (Deg.)	Ant. High (cm)
298.7020	-78.64	33.03	-45.61	-13.00	-32.61	140	150
934.9360	-87.36	33.27	-54.09	-13.00	-41.09	130	150
1649.0390	-50.58	1.44	-49.14	-13.00	-36.14	135	150
2471.1540	-57.40	2.51	-54.89	-13.00	-41.89	140	150
4181.0000	-59.06	6.20	-52.86	-13.00	-39.86	145	150
5017.2000	-59.33	5.02	-54.31	-13.00	-41.31	130	150

CH188_DC 4.2 V

Mode: Active ch188

Polarization: Horizontal

Frequency (MHz)	Reading (dBm) Peak	Factor (dB) Corr.	Result (dBm)	Limit (dBm)	Margin (dB)	Table Degree (Deg.)	Ant. High (cm)
259.7596	-78.01	29.85	-48.16	-13.00	-35.16	115	150
867.6282	-88.57	33.47	-55.10	-13.00	-42.10	130	150
1673.0770	-50.41	2.93	-47.48	-13.00	-34.48	120	150
2509.6150	-56.78	5.08	-51.70	-13.00	-38.70	150	150
4181.0000	-58.28	7.89	-50.39	-13.00	-37.39	130	150
5017.2000	-58.26	7.33	-50.93	-13.00	-37.93	120	150

Polarization: Vertical

Frequency (MHz)	Reading (dBm) Peak	Factor (dB) Corr.	Result (dBm)	Limit (dBm)	Margin (dB)	Table Degree (Deg.)	Ant. High (cm)
297.8365	-79.30	32.70	-46.60	-13.00	-33.60	115	150
903.5257	-88.54	33.55	-54.99	-13.00	-41.99	135	150
1673.0770	-52.35	2.18	-50.17	-13.00	-37.17	135	150
2509.6150	-57.83	2.71	-55.12	-13.00	-42.12	140	150
4181.0000	-57.61	6.20	-51.41	-13.00	-38.41	130	150
5017.2000	-58.67	5.02	-53.65	-13.00	-40.65	135	150

CH188_DC 3.5 V

Mode: Active ch188

Polarization: Horizontal

Frequency (MHz)	Reading (dBm) Peak	Factor (dB) Corr.	Result (dBm)	Limit (dBm)	Margin (dB)	Table Degree (Deg.)	Ant. High (cm)
297.8365	-77.66	29.32	-48.34	-13.00	-35.34	100	150
890.0641	-87.80	33.16	-54.64	-13.00	-41.64	135	150
1673.0770	-50.57	2.93	-47.64	-13.00	-34.64	140	150
2508.6000	-61.86	5.06	-56.80	-13.00	-43.80	130	150
4181.0000	-58.19	7.89	-50.30	-13.00	-37.30	120	150
5017.2000	-59.92	7.33	-52.59	-13.00	-39.59	145	150



Worldwide Testing Services(Taiwan) Co., Ltd.

Report Number: W6M21103-11284-P-2224

FCC ID: UZI-PR30

Polarization: Vertical

Frequency (MHz)	Reading (dBm) Peak	Factor (dB) Corr.	Result (dBm)	Limit (dBm)	Margin (dB)	Table Degree (Deg.)	Ant. High (cm)
295.2404	-77.32	31.71	-45.61	-13.00	-32.61	110	150
900.1603	-88.38	33.58	-54.80	-13.00	-41.80	130	150
1673.0770	-50.38	2.18	-48.20	-13.00	-35.20	150	150
2508.6000	-60.41	2.70	-57.71	-13.00	-44.71	130	150
4181.0000	-59.00	6.20	-52.80	-13.00	-39.80	140	150
5017.2000	-58.50	5.02	-53.48	-13.00	-40.48	145	150

CH251_DC 4.2 V

Mode: Active ch 251

Polarization: Horizontal

Frequency (MHz)	Reading (dBm) Peak	Factor (dB) Corr.	Result (dBm)	Limit (dBm)	Margin (dB)	Table Degree (Deg.)	Ant. High (cm)
262.7885	-77.92	29.47	-48.45	-13.00	-35.45	110	150
979.8077	-87.49	33.36	-54.13	-13.00	-41.13	120	150
1697.1160	-54.27	3.97	-50.30	-13.00	-37.30	135	150
2548.0770	-58.46	5.96	-52.50	-13.00	-39.50	145	150
4244.0000	-59.79	7.47	-52.32	-13.00	-39.32	140	150
5092.8000	-59.93	7.80	-52.13	-13.00	-39.13	130	150

Polarization: Vertical


Frequency (MHz)	Reading (dBm) Peak	Factor (dB) Corr.	Result (dBm)	Limit (dBm)	Margin (dB)	Table Degree (Deg.)	Ant. High (cm)
299.5673	-77.09	33.36	-43.73	-13.00	-30.73	115	150
913.6218	-88.46	33.46	-55.00	-13.00	-42.00	125	150
1697.1160	-50.15	2.91	-47.24	-13.00	-34.24	130	150
2548.0770	-57.16	3.19	-53.97	-13.00	-40.97	150	150
4244.0000	-58.57	5.10	-53.47	-13.00	-40.47	120	150
5092.8000	-59.86	5.47	-54.39	-13.00	-41.39	135	150

CH251_DC 3.5 V

Mode: Active ch251

Polarization: Horizontal

Frequency (MHz)	Reading (dBm) Peak	Factor (dB) Corr.	Result (dBm)	Limit (dBm)	Margin (dB)	Table Degree (Deg.)	Ant. High (cm)
261.9231	-78.21	29.61	-48.60	-13.00	-35.60	120	150
996.6346	-88.75	34.14	-54.61	-13.00	-41.61	125	150
1697.1160	-53.44	3.97	-49.47	-13.00	-36.47	130	150
2548.0770	-54.09	5.96	-48.13	-13.00	-35.13	120	150
4244.0000	-59.19	7.47	-51.72	-13.00	-38.72	150	150
5092.8000	-59.50	7.80	-51.70	-13.00	-38.70	140	150



Report Number: W6M21103-11284-P-2224

FCC ID: UZI-PR30

Polarization: Vertical

Frequency (MHz)	Reading (dBm) Peak	Factor (dB) Corr.	Result (dBm)	Limit (dBm)	Margin (dB)	Table Degree (Deg.)	Ant. High (cm)
299.5673	-78.72	33.36	-45.36	-13.00	-32.36	130	150
987.6603	-88.21	33.00	-55.21	-13.00	-42.21	120	150
1697.1160	-52.45	2.91	-49.54	-13.00	-36.54	135	150
2548.0770	-58.94	3.19	-55.75	-13.00	-42.75	140	150
4244.0000	-59.12	5.10	-54.02	-13.00	-41.02	120	150
5092.8000	-58.74	5.47	-53.27	-13.00	-40.27	135	150

850 Band Idle Mode_DC4.2 V

Mode: Idle

Polarization: Horizontal


Frequency (MHz)	Reading (dBuV)	Detector	Factor (dB)	Result (dBuV/m)	Limit (dBuV/m)	Margin (dB)	Table Degree (Deg.)	Ant. High (cm)
196.1540	17.49	peak	12.98	30.47	43.50	-13.03	125	150
298.7020	20.73	peak	15.90	36.63	46.00	-9.37	130	150
878.8462	-2.10	peak	26.50	24.40	46.00	-21.60	130	150
929.3270	-3.28	peak	27.33	24.05	46.00	-21.95	115	150

Frequency (MHz)	Reading (dBuV) Peak Ave.		Factor (dB) Corr.	Result @3m (dBuV/m) Peak Ave.		Limit @3m (dBuV/m) Peak Ave.		Margin (dB)	Table Degree (Deg.)	Ant. High (cm)
3889.4230	45.11	---	-1.65	43.46	---	74.00	54.00	-30.54	140	150
7948.7180	47.11	---	-0.63	46.48	---	74.00	54.00	-27.52	140	150

Polarization: Vertical

Frequency (MHz)	Reading (dBuV)	Detector	Factor (dB)	Result (dBuV/m)	Limit (dBuV/m)	Margin (dB)	Table Degree (Deg.)	Ant. High (cm)
192.6923	17.85	peak	13.21	31.06	43.50	-12.44	130	150
283.9904	20.51	peak	15.57	36.08	46.00	-9.92	125	150
785.7372	-2.10	peak	25.60	23.50	46.00	-22.50	120	150
878.8462	-2.61	peak	26.50	23.89	46.00	-22.11	130	150

Frequency (MHz)	Reading (dBuV) Peak Ave.		Factor (dB) Corr.	Result @3m (dBuV/m) Peak Ave.		Limit @3m (dBuV/m) Peak Ave.		Margin (dB)	Table Degree (Deg.)	Ant. High (cm)
3802.8850	44.68	---	-1.91	42.77	---	74.00	54.00	-31.23	140	150
7846.1540	48.00	---	-0.94	47.06	---	74.00	54.00	-26.94	140	150



Worldwide Testing Services(Taiwan) Co., Ltd.

Report Number: W6M21103-11284-P-2224

FCC ID: UZI-PR30

850 Band Idle Mode_DC 3.5 V

Mode: Idle

Polarization: Horizontal

Frequency (MHz)	Reading (dBuV)	Detector	Factor (dB)	Result (dBuV/m)	Limit (dBuV/m)	Margin (dB)	Table Degree (Deg.)	Ant. High (cm)
274.9040	20.11	peak	15.29	35.40	46.00	-10.60	130	150
298.7020	20.89	peak	15.90	36.79	46.00	-9.21	120	150
796.9552	-1.60	peak	25.71	24.11	46.00	-21.89	130	150
877.7244	-1.94	peak	26.49	24.55	46.00	-21.45	120	150

Frequency (MHz)	Reading (dBuV)		Factor (dB) Corr.	Result @3m (dBuV/m)		Limit @3m (dBuV/m)		Margin (dB)	Table Degree (Deg.)	Ant. High (cm)
	Peak	Ave.		Peak	Ave.	Peak	Ave.			
3855.7690	44.55	---	-1.75	42.80	---	74.00	54.00	-31.20	170	150
7980.7690	47.11	---	-0.71	46.40	---	74.00	54.00	-27.60	120	150

Polarization: Vertical

Frequency (MHz)	Reading (dBuV)	Detector	Factor (dB)	Result (dBuV/m)	Limit (dBuV/m)	Margin (dB)	Table Degree (Deg.)	Ant. High (cm)
197.0193	17.42	peak	12.92	30.34	43.50	-13.16	120	150
293.5096	20.33	peak	15.79	36.12	46.00	-9.88	110	150
878.8462	0.54	peak	26.50	27.04	46.00	-18.96	140	150
919.2308	-3.06	peak	27.13	24.07	46.00	-21.93	120	150


Frequency (MHz)	Reading (dBuV)		Factor (dB) Corr.	Result @3m (dBuV/m)		Limit @3m (dBuV/m)		Margin (dB)	Table Degree (Deg.)	Ant. High (cm)
	Peak	Ave.		Peak	Ave.	Peak	Ave.			
3855.7690	44.81	---	-1.75	43.06	---	74.00	54.00	-30.94	135	150
7698.7180	48.22	---	-1.43	46.79	---	74.00	54.00	-27.21	145	150

CH512_DC 4.2 V

Mode: Active ch 512

Polarization: Horizontal

Frequency (MHz)	Reading (dBm) Peak	Factor (dB) Corr.	Result (dBm)	Limit (dBm)	Margin (dB)	Table Degree (Deg.)	Ant. High (cm)
259.7596	-77.48	32.00	-45.48	-13.00	-32.48	135	150
979.8077	-88.29	35.51	-52.78	-13.00	-39.78	135	150
3701.9230	-59.49	11.61	-47.88	-13.00	-34.88	145	150
5550.6000	-57.77	12.72	-45.05	-13.00	-32.05	130	150
7400.8000	-57.05	11.57	-45.48	-13.00	-32.48	140	150
9251.0000	-73.84	31.06	-42.78	-13.00	-29.78	145	150



Worldwide Testing Services(Taiwan) Co., Ltd.

Report Number: W6M21103-11284-P-2224

FCC ID: UZI-PR30

Polarization: Vertical

Frequency (MHz)	Reading (dBm) Peak	Factor (dB) Corr.	Result (dBm)	Limit (dBm)	Margin (dB)	Table Degree (Deg.)	Ant. High (cm)
299.5673	-79.66	35.51	-44.15	-13.00	-31.15	105	150
899.0385	-88.56	35.69	-52.87	-13.00	-39.87	130	150
3701.9230	-60.12	10.00	-50.12	-13.00	-37.12	145	150
5550.6000	-58.03	10.87	-47.16	-13.00	-34.16	135	150
7400.8000	-57.36	10.94	-46.42	-13.00	-33.42	145	150
9251.0000	-74.27	30.20	-44.07	-13.00	-31.07	140	150

CH512_DC 3.5 V

Mode: Active ch 512

Polarization: Horizontal

Frequency (MHz)	Reading (dBm) Peak	Factor (dB) Corr.	Result (dBm)	Limit (dBm)	Margin (dB)	Table Degree (Deg.)	Ant. High (cm)
265.3846	-77.14	31.21	-45.93	-13.00	-32.93	130	150
992.1474	-87.67	36.08	-51.59	-13.00	-38.59	130	150
3701.9230	-59.87	11.61	-48.26	-13.00	-35.26	140	150
5550.6000	-57.40	12.72	-44.68	-13.00	-31.68	135	150
7400.8000	-56.03	11.57	-44.46	-13.00	-31.46	150	150
9251.0000	-74.35	31.06	-43.29	-13.00	-30.29	125	150

Polarization: Vertical


Frequency (MHz)	Reading (dBm) Peak	Factor (dB) Corr.	Result (dBm)	Limit (dBm)	Margin (dB)	Table Degree (Deg.)	Ant. High (cm)
298.7020	-78.61	35.18	-43.43	-13.00	-30.43	120	150
932.6923	-88.41	35.44	-52.97	-13.00	-39.97	140	150
3701.9230	-60.29	10.00	-50.29	-13.00	-37.29	135	150
5550.6000	-57.75	10.87	-46.88	-13.00	-33.88	155	150
7400.8000	-56.94	10.94	-46.00	-13.00	-33.00	150	150
9251.0000	-75.19	30.20	-44.99	-13.00	-31.99	160	150

CH661_DC 4.2 V

Mode: Active ch 661

Polarization: Horizontal

Frequency (MHz)	Reading (dBm) Peak	Factor (dB) Corr.	Result (dBm)	Limit (dBm)	Margin (dB)	Table Degree (Deg.)	Ant. High (cm)
253.7020	-75.78	30.61	-45.17	-13.00	-32.17	125	150
982.0513	-88.33	35.61	-52.72	-13.00	-39.72	115	150
3760.0000	-61.24	11.89	-49.35	-13.00	-36.35	155	150
5640.0000	-59.10	12.38	-46.72	-13.00	-33.72	120	150
7520.0000	-56.76	11.92	-44.84	-13.00	-31.84	140	150
9400.0000	-73.75	30.08	-43.67	-13.00	-30.67	120	150



Report Number: W6M21103-11284-P-2224

FCC ID: UZI-PR30

Polarization: Vertical

Frequency (MHz)	Reading (dBm) Peak	Factor (dB) Corr.	Result (dBm)	Limit (dBm)	Margin (dB)	Table Degree (Deg.)	Ant. High (cm)
297.8365	-77.56	34.85	-42.71	-13.00	-29.71	120	150
912.5000	-88.17	35.62	-52.55	-13.00	-39.55	130	150
3764.4230	-59.47	9.62	-49.85	-13.00	-36.85	145	150
5641.0260	-51.29	10.50	-40.79	-13.00	-27.79	135	150
7520.0000	-55.57	11.33	-44.24	-13.00	-31.24	125	150
9400.0000	-75.42	29.88	-45.54	-13.00	-32.54	160	150

CH661_DC 3.5 V

Mode: Active ch 661

Polarization: Horizontal

Frequency (MHz)	Reading (dBm) Peak	Factor (dB) Corr.	Result (dBm)	Limit (dBm)	Margin (dB)	Table Degree (Deg.)	Ant. High (cm)
299.1345	-78.24	31.66	-46.58	-13.00	-33.58	110	150
992.1474	-88.47	36.08	-52.39	-13.00	-39.39	120	150
3760.0000	-61.46	11.89	-49.57	-13.00	-36.57	130	150
5640.0000	-60.62	12.38	-48.24	-13.00	-35.24	135	150
7520.0000	-57.44	11.92	-45.52	-13.00	-32.52	130	150
9400.0000	-75.07	30.08	-44.99	-13.00	-31.99	135	150

Polarization: Vertical


Frequency (MHz)	Reading (dBm) Peak	Factor (dB) Corr.	Result (dBm)	Limit (dBm)	Margin (dB)	Table Degree (Deg.)	Ant. High (cm)
299.5673	-79.44	35.51	-43.93	-13.00	-30.93	125	150
941.6667	-88.06	35.36	-52.70	-13.00	-39.70	140	150
3764.4230	-60.22	9.62	-50.60	-13.00	-37.60	135	150
5641.0260	-52.19	10.50	-41.69	-13.00	-28.69	145	150
7520.0000	-56.42	11.33	-45.09	-13.00	-32.09	155	150
9400.0000	-74.59	29.88	-44.71	-13.00	-31.71	135	150

CH810_DC 4.2 V

Mode: Active ch 810

Polarization: Horizontal

Frequency (MHz)	Reading (dBm) Peak	Factor (dB) Corr.	Result (dBm)	Limit (dBm)	Margin (dB)	Table Degree (Deg.)	Ant. High (cm)
262.3558	-78.12	31.69	-46.43	-13.00	-33.43	140	150
872.1154	-88.33	35.56	-52.77	-13.00	-39.77	135	150
3819.6000	-61.92	12.20	-49.72	-13.00	-36.72	150	150
5729.4000	-58.52	13.12	-45.40	-13.00	-32.40	140	150
7639.2000	-55.21	11.58	-43.63	-13.00	-30.63	120	150
9549.0000	-75.63	31.67	-43.96	-13.00	-30.96	150	150



Report Number: W6M21103-11284-P-2224

FCC ID: UZI-PR30

Polarization: Vertical

Frequency (MHz)	Reading (dBm) Peak	Factor (dB) Corr.	Result (dBm)	Limit (dBm)	Margin (dB)	Table Degree (Deg.)	Ant. High (cm)
296.5385	-77.65	34.36	-43.29	-13.00	-30.29	110	150
970.8333	-88.25	35.22	-53.03	-13.00	-40.03	130	150
3819.6000	-62.56	9.76	-52.80	-13.00	-39.80	125	150
5729.4000	-58.88	10.86	-48.02	-13.00	-35.02	135	150
7639.2000	-57.53	11.08	-46.45	-13.00	-33.45	130	150
9549.0000	-76.05	29.23	-46.82	-13.00	-33.82	145	150

CH810_DC 3.5 V

Mode: Active ch 810

Polarization: Horizontal

Frequency (MHz)	Reading (dBm) Peak	Factor (dB) Corr.	Result (dBm)	Limit (dBm)	Margin (dB)	Table Degree (Deg.)	Ant. High (cm)
255.0000	-77.38	30.91	-46.47	-13.00	-33.47	125	150
984.2950	-87.95	35.72	-52.23	-13.00	-39.23	140	150
3819.6000	-61.05	12.20	-48.85	-13.00	-35.85	145	150
5729.4000	-57.45	13.12	-44.33	-13.00	-31.33	140	150
7639.2000	-57.74	11.58	-46.16	-13.00	-33.16	130	150
9549.0000	-75.62	31.67	-43.95	-13.00	-30.95	145	150

Polarization: Vertical


Frequency (MHz)	Reading (dBm) Peak	Factor (dB) Corr.	Result (dBm)	Limit (dBm)	Margin (dB)	Table Degree (Deg.)	Ant. High (cm)
299.5673	-78.44	35.51	-42.93	-13.00	-29.93	105	150
903.5257	-88.66	35.70	-52.96	-13.00	-39.96	125	150
3819.6000	-61.29	9.76	-51.53	-13.00	-38.53	145	150
5729.4000	-57.26	10.86	-46.40	-13.00	-33.40	120	150
7639.2000	-57.21	11.08	-46.13	-13.00	-33.13	150	150
9549.0000	-74.47	29.23	-45.24	-13.00	-32.24	135	150

1900 Band Idle Mode_DC 4.2 V

Mode: Idle

Polarization: Horizontal

Frequency (MHz)	Reading (dBuV)	Detector	Factor (dB)	Result (dBuV/m)	Limit (dBuV/m)	Margin (dB)	Table Degree (Deg.)	Ant. High (cm)
191.3943	16.92	peak	13.30	30.22	43.50	-13.28	120	150
294.8077	20.54	peak	15.81	36.35	46.00	-9.65	100	150
792.4680	-2.79	peak	25.67	22.88	46.00	-23.12	135	150
878.8462	-2.23	peak	26.50	24.27	46.00	-21.73	125	150



Report Number: W6M21103-11284-P-2224

FCC ID: UZI-PR30

Frequency (MHz)	Reading (dBuV)		Factor (dB) Corr.	Result @3m (dBuV/m)		Limit @3m (dBuV/m)		Margin (dB)	Table Degree (Deg.)	Ant. High (cm)
	Peak	Ave.		Peak	Ave.	Peak	Ave.			
3750.0000	44.83	---	-2.15	42.68	---	74.00	54.00	-31.32	130	150
6794.8720	46.79	---	0.08	46.87	---	74.00	54.00	-27.13	140	150

Polarization: Vertical

Frequency (MHz)	Reading (dBuV)	Detector	Factor (dB)	Result (dBuV/m)	Limit (dBuV/m)	Margin (dB)	Table Degree (Deg.)	Ant. High (cm)
207.4040	18.41	peak	12.89	31.30	43.50	-12.20	120	150
295.6731	20.01	peak	15.83	35.84	46.00	-10.16	125	150
812.6603	-2.79	peak	25.84	23.05	46.00	-22.95	140	150
915.8654	-3.43	peak	27.07	23.64	46.00	-22.36	145	150

Frequency (MHz)	Reading (dBuV)		Factor (dB) Corr.	Result @3m (dBuV/m)		Limit @3m (dBuV/m)		Margin (dB)	Table Degree (Deg.)	Ant. High (cm)
	Peak	Ave.		Peak	Ave.	Peak	Ave.			
3206.7310	46.66	---	-3.64	43.02	---	74.00	54.00	-30.98	150	150
7923.0770	47.65	---	-0.57	47.08	---	74.00	54.00	-26.92	120	150

1900 Band Idle Mode_DC 3.5 V

Mode: Idle


Polarization: Horizontal

Frequency (MHz)	Reading (dBuV)	Detector	Factor (dB)	Result (dBuV/m)	Limit (dBuV/m)	Margin (dB)	Table Degree (Deg.)	Ant. High (cm)
205.2404	18.67	peak	12.84	31.51	43.50	-11.99	115	150
293.5096	20.62	peak	15.79	36.41	46.00	-9.59	120	150
798.0770	-2.42	peak	25.72	23.30	46.00	-22.70	135	150
879.9680	-1.87	peak	26.52	24.65	46.00	-21.35	120	150

Frequency (MHz)	Reading (dBuV)		Factor (dB) Corr.	Result @3m (dBuV/m)		Limit @3m (dBuV/m)		Margin (dB)	Table Degree (Deg.)	Ant. High (cm)
	Peak	Ave.		Peak	Ave.	Peak	Ave.			
3884.6150	44.50	---	-1.67	42.83	---	74.00	54.00	-31.17	140	150
7833.3330	47.82	---	-1.04	46.78	---	74.00	54.00	-27.22	130	150

Polarization: Vertical

Frequency (MHz)	Reading (dBuV)	Detector	Factor (dB)	Result (dBuV/m)	Limit (dBuV/m)	Margin (dB)	Table Degree (Deg.)	Ant. High (cm)
205.6731	18.28	peak	12.85	31.13	43.50	-12.37	120	150
299.5673	20.01	peak	15.92	35.93	46.00	-10.07	105	150
803.6860	-2.33	peak	25.77	23.44	46.00	-22.56	135	150
877.7244	-1.91	peak	26.49	24.58	46.00	-21.42	140	150



Report Number: W6M21103-11284-P-2224

FCC ID: UZI-PR30

Frequency (MHz)	Reading (dBuV)		Factor (dB) Corr.	Result @3m (dBuV/m)		Limit @3m (dBuV/m)		Margin (dB)	Table Degree (Deg.)	Ant. High (cm)
	Peak	Ave.		Peak	Ave.	Peak	Ave.			
3769.2310	44.48	---	-2.06	42.42	---	74.00	54.00	-31.58	130	150
7948.7180	47.45	---	-0.63	46.82	---	74.00	54.00	-27.18	165	150

WCDMA BAND II CH9262_DC 4.2 V

Mode: WCDMA BAND II CH9262

Polarization: Horizontal

Frequency (MHz)	Reading (dBm) Peak	Factor (dB) Corr.	Result (dBm)	Limit (dBm)	Margin (dB)	Table Degree (Deg.)	Ant. High (cm)
261.0577	-77.66	31.89	-45.77	-13.00	-32.77	120	150
878.8462	-86.80	35.47	-51.33	-13.00	-38.33	120	150
3706.7310	-57.91	11.63	-46.28	-13.00	-33.28	135	150
5557.8000	-59.82	12.64	-47.18	-13.00	-34.18	135	150
7410.4000	-57.69	11.60	-46.09	-13.00	-33.09	145	150
9262.0000	-74.46	30.91	-43.55	-13.00	-30.55	150	150

Polarization: Vertical


Frequency (MHz)	Reading (dBm) Peak	Factor (dB) Corr.	Result (dBm)	Limit (dBm)	Margin (dB)	Table Degree (Deg.)	Ant. High (cm)
298.7020	-78.17	35.18	-42.99	-13.00	-29.99	100	150
933.8141	-88.32	35.43	-52.89	-13.00	-39.89	130	150
3706.7310	-55.50	9.97	-45.53	-13.00	-32.53	145	150
5557.8000	-60.95	10.82	-50.13	-13.00	-37.13	140	150
7410.4000	-58.75	10.98	-47.77	-13.00	-34.77	150	150
9262.0000	-73.82	30.14	-43.68	-13.00	-30.68	140	150

WCDMA BAND II CH9262_DC3.5 V

Mode: WCDMA BAND II CH9262

Polarization: Horizontal

Frequency (MHz)	Reading (dBm) Peak	Factor (dB) Corr.	Result (dBm)	Limit (dBm)	Margin (dB)	Table Degree (Deg.)	Ant. High (cm)
257.1635	-77.40	31.40	-46.00	-13.00	-33.00	95	150
995.5128	-89.20	36.24	-52.96	-13.00	-39.96	135	150
3706.7310	-57.99	11.63	-46.36	-13.00	-33.36	135	150
5557.6920	-57.68	12.65	-45.03	-13.00	-32.03	150	150
7410.4000	-57.69	11.60	-46.09	-13.00	-33.09	140	150
9262.0000	-73.77	30.91	-42.86	-13.00	-29.86	155	150



Report Number: W6M21103-11284-P-2224

FCC ID: UZI-PR30

Polarization: Vertical

Frequency (MHz)	Reading (dBm) Peak	Factor (dB) Corr.	Result (dBm)	Limit (dBm)	Margin (dB)	Table Degree (Deg.)	Ant. High (cm)
297.4038	-77.79	34.69	-43.10	-13.00	-30.10	110	150
897.9167	-88.00	35.65	-52.35	-13.00	-39.35	120	150
3706.7310	-55.10	9.97	-45.13	-13.00	-32.13	160	150
5557.8000	-60.70	10.82	-49.88	-13.00	-36.88	130	150
7410.4000	-59.10	10.98	-48.12	-13.00	-35.12	150	150
9262.0000	-74.93	30.14	-44.79	-13.00	-31.79	135	150

WCDMA BAND II CH9400_DC 4.2 V

Mode: WCDMA BAND II CH9400

Polarization: Horizontal

Frequency (MHz)	Reading (dBm) Peak	Factor (dB) Corr.	Result (dBm)	Limit (dBm)	Margin (dB)	Table Degree (Deg.)	Ant. High (cm)
256.2981	-76.31	31.20	-45.11	-13.00	-32.11	110	150
998.8782	-89.43	36.40	-53.03	-13.00	-40.03	120	150
3764.4230	-60.01	11.91	-48.10	-13.00	-35.10	140	150
5640.0000	-60.08	12.38	-47.70	-13.00	-34.70	140	150
7520.0000	-58.58	11.92	-46.66	-13.00	-33.66	150	150
9400.0000	-73.26	30.08	-43.18	-13.00	-30.18	160	150

Polarization: Vertical

Frequency (MHz)	Reading (dBm) Peak	Factor (dB) Corr.	Result (dBm)	Limit (dBm)	Margin (dB)	Table Degree (Deg.)	Ant. High (cm)
298.2692	-78.66	35.02	-43.64	-13.00	-30.64	125	150
922.5962	-87.31	35.53	-51.78	-13.00	-38.78	140	150
3764.4230	-55.88	9.62	-46.26	-13.00	-33.26	140	150
5640.0000	-60.65	10.50	-50.15	-13.00	-37.15	140	150
7520.0000	-58.87	11.33	-47.54	-13.00	-34.54	145	150
9400.0000	-74.35	29.88	-44.47	-13.00	-31.47	155	150

WCDMA BAND II CH9400_DC 3.5 V

Mode: WCDMA BAND II CH9400

Polarization: Horizontal

Frequency (MHz)	Reading (dBm) Peak	Factor (dB) Corr.	Result (dBm)	Limit (dBm)	Margin (dB)	Table Degree (Deg.)	Ant. High (cm)
258.8942	-77.26	31.80	-45.46	-13.00	-32.46	110	150
863.1410	-86.81	35.69	-51.12	-13.00	-38.12	130	150
3764.4230	-59.99	11.91	-48.08	-13.00	-35.08	160	150
5640.0000	-59.88	12.38	-47.50	-13.00	-34.50	165	150
7520.0000	-58.34	11.92	-46.42	-13.00	-33.42	150	150
11090.5450	-72.78	34.63	-38.15	-13.00	-25.15	130	150



Report Number: W6M21103-11284-P-2224

FCC ID: UZI-PR30

Polarization: Vertical

Frequency (MHz)	Reading (dBm) Peak	Factor (dB) Corr.	Result (dBm)	Limit (dBm)	Margin (dB)	Table Degree (Deg.)	Ant. High (cm)
298.7020	-79.28	35.18	-44.10	-13.00	-31.10	120	150
945.0321	-87.72	35.33	-52.39	-13.00	-39.39	135	150
3764.4230	-55.16	9.62	-45.54	-13.00	-32.54	135	150
5640.0000	-61.00	10.50	-50.50	-13.00	-37.50	155	150
7520.0000	-58.26	11.33	-46.93	-13.00	-33.93	150	150
9400.0000	-73.52	29.88	-43.64	-13.00	-30.64	135	150

WCDMA BAND II CH9538_DC 4.2 V

Mode: WCDMA BAND II CH9538

Polarization: Horizontal

Frequency (MHz)	Reading (dBm) Peak	Factor (dB) Corr.	Result (dBm)	Limit (dBm)	Margin (dB)	Table Degree (Deg.)	Ant. High (cm)
259.7596	-77.12	32.00	-45.12	-13.00	-32.12	115	150
854.1667	-87.84	35.81	-52.03	-13.00	-39.03	140	150
3817.3080	-57.97	12.18	-45.79	-13.00	-32.79	160	150
5722.2000	-60.77	13.01	-47.76	-13.00	-34.76	140	150
7629.6000	-57.97	11.72	-46.25	-13.00	-33.25	130	150
9538.0000	-74.12	31.51	-42.61	-13.00	-29.61	155	150

Polarization: Vertical


Frequency (MHz)	Reading (dBm) Peak	Factor (dB) Corr.	Result (dBm)	Limit (dBm)	Margin (dB)	Table Degree (Deg.)	Ant. High (cm)
296.5385	-78.08	34.36	-43.72	-13.00	-30.72	140	150
941.6667	-88.03	35.36	-52.67	-13.00	-39.67	145	150
3817.3080	-54.31	9.72	-44.59	-13.00	-31.59	140	150
5722.2000	-61.48	10.77	-50.71	-13.00	-37.71	130	150
7629.6000	-57.94	11.14	-46.80	-13.00	-33.80	140	150
9538.0000	-75.26	29.31	-45.95	-13.00	-32.95	145	150

WCDMA BAND II CH9538_DC 3.5 V

Mode: WCDMA BAND II CH9538

Polarization: Horizontal

Frequency (MHz)	Reading (dBm) Peak	Factor (dB) Corr.	Result (dBm)	Limit (dBm)	Margin (dB)	Table Degree (Deg.)	Ant. High (cm)
262.3558	-77.01	31.69	-45.32	-13.00	-32.32	100	150
980.9295	-87.28	35.56	-51.72	-13.00	-38.72	130	150
3817.3080	-58.19	12.18	-46.01	-13.00	-33.01	140	150
5722.2000	-61.34	13.01	-48.33	-13.00	-35.33	145	150
7629.6000	-58.02	11.72	-46.30	-13.00	-33.30	135	150
9538.0000	-75.01	31.51	-43.50	-13.00	-30.50	145	150



Report Number: W6M21103-11284-P-2224

FCC ID: UZI-PR30

Polarization: Vertical

Frequency (MHz)	Reading (dBm) Peak	Factor (dB) Corr.	Result (dBm)	Limit (dBm)	Margin (dB)	Table Degree (Deg.)	Ant. High (cm)
296.5385	-77.80	34.36	-43.44	-13.00	-30.44	130	150
906.8910	-88.45	35.67	-52.78	-13.00	-39.78	135	150
3817.3080	-53.88	9.72	-44.16	-13.00	-31.16	160	150
5722.2000	-59.04	10.77	-48.27	-13.00	-35.27	160	150
7629.6000	-56.99	11.14	-45.85	-13.00	-32.85	150	150
9538.0000	-74.53	29.31	-45.22	-13.00	-32.22	140	150

WCDMA BAND II IDLE_ DC4.2 V

Mode: WCDMA BAND II IDLE

Polarization: Horizontal


Frequency (MHz)	Reading (dBuV)	Detector	Factor (dB)	Result (dBuV/m)	Limit (dBuV/m)	Margin (dB)	Table Degree (Deg.)	Ant. High (cm)
202.6443	17.92	peak	12.78	30.70	43.50	-12.80	120	150
297.8365	19.86	peak	15.88	35.74	46.00	-10.26	110	150
877.7244	-2.65	peak	26.49	23.84	46.00	-22.16	135	150
923.7180	-2.96	peak	27.22	24.26	46.00	-21.74	120	150

Frequency (MHz)	Reading (dBuV) Peak Ave.		Factor (dB) Corr.	Result @3m (dBuV/m) Peak Ave.		Limit @3m (dBuV/m) Peak Ave.		Margin (dB)	Table Degree (Deg.)	Ant. High (cm)
3759.6150	45.10	---	-2.11	42.99	---	74.00	54.00	-31.01	130	150
7967.9490	47.59	---	-0.68	46.91	---	74.00	54.00	-27.09	145	150

Polarization: Vertical

Frequency (MHz)	Reading (dBuV)	Detector	Factor (dB)	Result (dBuV/m)	Limit (dBuV/m)	Margin (dB)	Table Degree (Deg.)	Ant. High (cm)
206.1058	18.03	peak	12.86	30.89	43.50	-12.61	115	150
299.5673	21.10	peak	15.92	37.02	46.00	-8.98	135	150
812.6603	-2.79	peak	25.84	23.05	46.00	-22.95	140	150
915.8654	-3.43	peak	27.07	23.64	46.00	-22.36	145	150

Frequency (MHz)	Reading (dBuV) Peak Ave.		Factor (dB) Corr.	Result @3m (dBuV/m) Peak Ave.		Limit @3m (dBuV/m) Peak Ave.		Margin (dB)	Table Degree (Deg.)	Ant. High (cm)
3673.0770	45.41	---	-2.49	42.92	---	74.00	54.00	-31.08	145	150
7935.8970	47.27	---	-0.60	46.67	---	74.00	54.00	-27.33	130	150



Worldwide Testing Services(Taiwan) Co., Ltd.

Report Number: W6M21103-11284-P-2224

FCC ID: UZI-PR30

WCDMA BAND II IDLE_ DC 3.5 V

Mode: WCDMA BAND II IDLE

Polarization: Horizontal

Frequency (MHz)	Reading (dBuV)	Detector	Factor (dB)	Result (dBuV/m)	Limit (dBuV/m)	Margin (dB)	Table Degree (Deg.)	Ant. High (cm)
211.7308	17.31	peak	12.99	30.30	43.50	-13.20	130	150
297.8365	19.95	peak	15.88	35.83	46.00	-10.17	135	150
800.3205	-3.08	peak	25.75	22.67	46.00	-23.33	125	150
878.8462	-2.65	peak	26.50	23.85	46.00	-22.15	135	150

Frequency (MHz)	Reading (dBuV) Peak Ave.		Factor (dB) Corr.	Result @3m (dBuV/m) Peak Ave.		Limit @3m (dBuV/m) Peak Ave.		Margin (dB)	Table Degree (Deg.)	Ant. High (cm)
3817.3080	44.26	---	-1.87	42.39	---	74.00	54.00	-31.61	125	150
7250.0000	48.13	---	-1.50	46.63	---	74.00	54.00	-27.37	125	150

Polarization: Vertical

Frequency (MHz)	Reading (dBuV)	Detector	Factor (dB)	Result (dBuV/m)	Limit (dBuV/m)	Margin (dB)	Table Degree (Deg.)	Ant. High (cm)
199.6154	18.55	peak	12.74	31.29	43.50	-12.21	135	150
298.7020	19.90	peak	15.90	35.80	46.00	-10.20	130	150
803.6860	-2.33	peak	25.77	23.44	46.00	-22.56	135	150
877.7244	-1.91	peak	26.49	24.58	46.00	-21.42	140	150

Frequency (MHz)	Reading (dBuV) Peak Ave.		Factor (dB) Corr.	Result @3m (dBuV/m) Peak Ave.		Limit @3m (dBuV/m) Peak Ave.		Margin (dB)	Table Degree (Deg.)	Ant. High (cm)
3884.6150	44.47	---	-1.67	42.80	---	74.00	54.00	-31.20	130	150
7942.3080	48.44	---	-0.62	47.82	---	74.00	54.00	-26.18	140	150

WCDMA BAND V CH4132_DC 4.2 V

Mode: WCDMA BAND V CH4132

Polarization: Horizontal

Frequency (MHz)	Reading (dBm) Peak	Factor (dB) Corr.	Result (dBm)	Limit (dBm)	Margin (dB)	Table Degree (Deg.)	Ant. High (cm)
259.7596	-78.20	29.85	-48.35	-13.00	-35.35	125	150
974.1987	-87.86	33.09	-54.77	-13.00	-41.77	135	150
1649.0390	-54.90	1.89	-53.01	-13.00	-40.01	130	150
2479.8000	-61.19	4.67	-56.52	-13.00	-43.52	140	150
4132.0000	-59.57	8.16	-51.41	-13.00	-38.41	130	150
4958.4000	-58.85	7.30	-51.55	-13.00	-38.55	140	150



Worldwide Testing Services(Taiwan) Co., Ltd.

Report Number: W6M21103-11284-P-2224

FCC ID: UZI-PR30

Polarization: Vertical

Frequency (MHz)	Reading (dBm) Peak	Factor (dB) Corr.	Result (dBm)	Limit (dBm)	Margin (dB)	Table Degree (Deg.)	Ant. High (cm)
299.1346	-78.84	33.20	-45.64	-13.00	-32.64	135	150
997.7564	-87.74	32.97	-54.77	-13.00	-41.77	120	150
1649.0390	-54.14	1.44	-52.70	-13.00	-39.70	150	150
2479.8000	-61.64	2.53	-59.11	-13.00	-46.11	135	150
4132.0000	-59.56	6.39	-53.17	-13.00	-40.17	160	150
4958.4000	-59.27	5.25	-54.02	-13.00	-41.02	140	150

WCDMA BAND V CH4132_DC3.5 V

Mode: WCDMA BAND V CH4132

Polarization: Horizontal

Frequency (MHz)	Reading (dBm) Peak	Factor (dB) Corr.	Result (dBm)	Limit (dBm)	Margin (dB)	Table Degree (Deg.)	Ant. High (cm)
264.9520	-77.52	29.13	-48.39	-13.00	-35.39	120	150
992.1474	-88.50	33.93	-54.57	-13.00	-41.57	120	150
1649.0390	-54.76	1.89	-52.87	-13.00	-39.87	160	150
2479.8000	-60.86	4.67	-56.19	-13.00	-43.19	130	150
4132.0000	-58.33	8.16	-50.17	-13.00	-37.17	145	150
4958.4000	-57.91	7.30	-50.61	-13.00	-37.61	160	150

Polarization: Vertical

Frequency (MHz)	Reading (dBm) Peak	Factor (dB) Corr.	Result (dBm)	Limit (dBm)	Margin (dB)	Table Degree (Deg.)	Ant. High (cm)
296.5385	-77.83	32.21	-45.62	-13.00	-32.62	125	150
900.1603	-87.89	33.58	-54.31	-13.00	-41.31	155	150
1649.0390	-53.77	1.44	-52.33	-13.00	-39.33	150	150
2479.8000	-61.15	2.53	-58.62	-13.00	-45.62	120	150
4132.0000	-59.63	6.39	-53.24	-13.00	-40.24	135	150
4958.4000	-58.28	5.25	-53.03	-13.00	-40.03	155	150

WCDMA BAND V CH4183_DC 4.2 V

Mode: WCDMA BAND V CH4183

Polarization: Horizontal

Frequency (MHz)	Reading (dBm) Peak	Factor (dB) Corr.	Result (dBm)	Limit (dBm)	Margin (dB)	Table Degree (Deg.)	Ant. High (cm)
260.1923	-77.12	29.88	-47.24	-13.00	-34.24	110	150
977.5641	-87.69	33.25	-54.44	-13.00	-41.44	130	150
1673.2000	-60.88	2.93	-57.95	-13.00	-44.95	135	150
2509.8000	-62.46	5.08	-57.38	-13.00	-44.38	140	150
4183.0000	-59.33	7.88	-51.45	-13.00	-38.45	150	150
5019.6000	-57.44	7.34	-50.10	-13.00	-37.10	135	150



Report Number: W6M21103-11284-P-2224

FCC ID: UZI-PR30

Polarization: Vertical

Frequency (MHz)	Reading (dBm) Peak	Factor (dB) Corr.	Result (dBm)	Limit (dBm)	Margin (dB)	Table Degree (Deg.)	Ant. High (cm)
299.5673	-78.74	33.36	-45.38	-13.00	-32.38	130	150
912.5000	-89.07	33.47	-55.60	-13.00	-42.60	125	150
1673.0770	-56.39	2.18	-54.21	-13.00	-41.21	145	150
2509.8000	-62.02	2.71	-59.31	-13.00	-46.31	135	150
4183.0000	-59.97	6.19	-53.78	-13.00	-40.78	145	150
5019.6000	-60.09	5.04	-55.05	-13.00	-42.05	140	150

WCDMA BAND V CH4183_DC 3.5 V

Mode: WCDMA BAND V CH4183

Polarization: Horizontal

Frequency (MHz)	Reading (dBm) Peak	Factor (dB) Corr.	Result (dBm)	Limit (dBm)	Margin (dB)	Table Degree (Deg.)	Ant. High (cm)
259.7596	-78.37	29.85	-48.52	-13.00	-35.52	105	150
977.5641	-87.81	33.25	-54.56	-13.00	-41.56	140	150
1673.0770	-58.47	2.93	-55.54	-13.00	-42.54	140	150
2509.8000	-60.67	5.08	-55.59	-13.00	-42.59	150	150
4183.0000	-58.32	7.88	-50.44	-13.00	-37.44	120	150
5019.6000	-58.71	7.34	-51.37	-13.00	-38.37	140	150

Polarization: Vertical


Frequency (MHz)	Reading (dBm) Peak	Factor (dB) Corr.	Result (dBm)	Limit (dBm)	Margin (dB)	Table Degree (Deg.)	Ant. High (cm)
298.2692	-79.05	32.87	-46.18	-13.00	-33.18	140	150
945.0321	-87.19	33.18	-54.01	-13.00	-41.01	135	150
1673.0770	-56.57	2.18	-54.39	-13.00	-41.39	120	150
2509.8000	-62.57	2.71	-59.86	-13.00	-46.86	135	150
4183.0000	-60.08	6.19	-53.89	-13.00	-40.89	140	150
5019.6000	-59.25	5.04	-54.21	-13.00	-41.21	120	150

WCDMA BAND V CH4233_DC 4.2 V

Mode: WCDMA BAND V CH4233

Polarization: Horizontal

Frequency (MHz)	Reading (dBm) Peak	Factor (dB) Corr.	Result (dBm)	Limit (dBm)	Margin (dB)	Table Degree (Deg.)	Ant. High (cm)
296.1058	-77.61	29.07	-48.54	-13.00	-35.54	115	150
998.8782	-89.09	34.25	-54.84	-13.00	-41.84	120	150
1687.5000	-57.03	3.55	-53.48	-13.00	-40.48	140	150
2543.2690	-59.11	5.85	-53.26	-13.00	-40.26	125	150
4233.0000	-58.63	7.55	-51.08	-13.00	-38.08	150	150
5079.6000	-59.00	7.71	-51.29	-13.00	-38.29	135	150



Report Number: W6M21103-11284-P-2224

FCC ID: UZI-PR30

Polarization: Vertical

Frequency (MHz)	Reading (dBm) Peak	Factor (dB) Corr.	Result (dBm)	Limit (dBm)	Margin (dB)	Table Degree (Deg.)	Ant. High (cm)
299.1346	-77.90	33.20	-44.70	-13.00	-31.70	130	150
909.1346	-88.04	33.50	-54.54	-13.00	-41.54	140	150
1687.5000	-57.52	2.62	-54.90	-13.00	-41.90	140	150
2539.2000	-60.80	3.08	-57.72	-13.00	-44.72	160	150
4233.0000	-58.80	5.35	-53.45	-13.00	-40.45	135	150
5079.6000	-60.15	5.39	-54.76	-13.00	-41.76	140	150

WCDMA BAND V CH4233_DC 3.5 V

Mode: WCDMA BAND V CH4233

Temperature: 26 °C

Engineer:

Danny

Polarization: Horizontal

Humidity: 60%

Frequency (MHz)	Reading (dBm) Peak	Factor (dB) Corr.	Result (dBm)	Limit (dBm)	Margin (dB)	Table Degree (Deg.)	Ant. High (cm)
264.0866	-76.33	29.27	-47.06	-13.00	-34.06	105	150
994.3910	-88.93	34.04	-54.89	-13.00	-41.89	125	150
1687.5000	-58.25	3.55	-54.70	-13.00	-41.70	150	150
2543.2690	-58.66	5.85	-52.81	-13.00	-39.81	160	150
4233.0000	-59.27	7.55	-51.72	-13.00	-38.72	160	150
5079.6000	-59.72	7.71	-52.01	-13.00	-39.01	150	150

Polarization: Vertical


Frequency (MHz)	Reading (dBm) Peak	Factor (dB) Corr.	Result (dBm)	Limit (dBm)	Margin (dB)	Table Degree (Deg.)	Ant. High (cm)
298.7020	-78.49	33.03	-45.46	-13.00	-32.46	120	150
913.6218	-88.73	33.46	-55.27	-13.00	-42.27	130	150
1687.5000	-59.28	2.62	-56.66	-13.00	-43.66	145	150
2539.2000	-61.59	3.08	-58.51	-13.00	-45.51	160	150
4233.0000	-59.39	5.35	-54.04	-13.00	-41.04	140	150
5079.6000	-59.93	5.39	-54.54	-13.00	-41.54	160	150

WCDMA BAND V IDLE_ DC4.2 V

Mode: WCDMA BAND V IDLE

Polarization: Horizontal

Frequency (MHz)	Reading (dBuV)	Detector	Factor (dB)	Result (dBuV/m)	Limit (dBuV/m)	Margin (dB)	Table Degree (Deg.)	Ant. High (cm)
213.4616	18.95	peak	13.04	31.99	43.50	-11.51	120	150
298.2692	20.25	peak	15.89	36.14	46.00	-9.86	105	150
878.8462	-1.90	peak	26.50	24.60	46.00	-21.40	135	150
933.8141	-3.59	peak	27.41	23.82	46.00	-22.18	130	150



Worldwide Testing Services(Taiwan) Co., Ltd.

Report Number: W6M21103-11284-P-2224

FCC ID: UZI-PR30

Frequency (MHz)	Reading (dBuV)		Factor (dB) Corr.	Result @3m (dBuV/m)		Limit @3m (dBuV/m)		Margin (dB)	Table Degree (Deg.)	Ant. High (cm)
	Peak	Ave.		Peak	Ave.	Peak	Ave.			
3870.1920	44.69	---	-1.71	42.98	---	74.00	54.00	-31.02	140	150
7897.4360	48.02	---	-0.53	47.49	---	74.00	54.00	-26.51	150	150

Polarization: Vertical

Frequency (MHz)	Reading (dBuV)	Detector	Factor (dB)	Result (dBuV/m)	Limit (dBuV/m)	Margin (dB)	Table Degree (Deg.)	Ant. High (cm)
200.9135	18.03	peak	12.74	30.77	43.50	-12.73	105	150
297.8365	21.20	peak	15.88	37.08	46.00	-8.92	110	150
805.9295	-1.59	peak	25.79	24.20	46.00	-21.80	140	150
878.8462	-1.51	peak	26.50	24.99	46.00	-21.01	120	150

Frequency (MHz)	Reading (dBuV)		Factor (dB) Corr.	Result @3m (dBuV/m)		Limit @3m (dBuV/m)		Margin (dB)	Table Degree (Deg.)	Ant. High (cm)
	Peak	Ave.		Peak	Ave.	Peak	Ave.			
3951.9230	44.51	---	-1.37	43.14	---	74.00	54.00	-30.86	140	150
7769.2310	48.91	---	-1.34	47.57	---	74.00	54.00	-26.43	145	150

WCDMA BAND V IDLE_ DC 3.5 V

Mode: WCDMA BAND V IDLE


Polarization: Horizontal

Frequency (MHz)	Reading (dBuV)	Detector	Factor (dB)	Result (dBuV/m)	Limit (dBuV/m)	Margin (dB)	Table Degree (Deg.)	Ant. High (cm)
209.5673	18.31	peak	12.94	31.25	43.50	-12.25	115	150
291.3462	19.82	peak	15.74	35.56	46.00	-10.44	125	150
877.7244	-2.21	peak	26.49	24.28	46.00	-21.72	135	150
928.2051	-2.59	peak	27.30	24.71	46.00	-21.29	130	150

Frequency (MHz)	Reading (dBuV)		Factor (dB) Corr.	Result @3m (dBuV/m)		Limit @3m (dBuV/m)		Margin (dB)	Table Degree (Deg.)	Ant. High (cm)
	Peak	Ave.		Peak	Ave.	Peak	Ave.			
3629.8080	45.30	---	-2.66	42.64	---	74.00	54.00	-31.36	140	150
7897.4360	47.18	---	-0.53	46.65	---	74.00	54.00	-27.35	140	150

Polarization: Vertical

Frequency (MHz)	Reading (dBuV)	Detector	Factor (dB)	Result (dBuV/m)	Limit (dBuV/m)	Margin (dB)	Table Degree (Deg.)	Ant. High (cm)
185.7693	16.49	peak	13.94	30.43	43.50	-13.07	120	150
288.7500	19.87	peak	15.68	35.55	46.00	-10.45	130	150
877.7244	-1.49	peak	26.49	25.00	46.00	-21.00	140	150
929.3270	-3.37	peak	27.33	23.96	46.00	-22.04	120	150



Report Number: W6M21103-11284-P-2224

FCC ID: UZI-PR30

Frequency (MHz)	Reading (dBuV)		Factor (dB) Corr.	Result @3m (dBuV/m)		Limit @3m (dBuV/m)		Margin (dB)	Table Degree (Deg.)	Ant. High (cm)
	Peak	Ave.		Peak	Ave.	Peak	Ave.			
3913.4610	44.13	---	-1.55	42.58	---	74.00	54.00	-31.42	145	150
7666.6670	48.42	---	-1.49	46.93	---	74.00	54.00	-27.07	130	150

Note: Please refer to appendix for plot data.

7.3 Explanation of test result

Result Level = Reading Level + Corrected Factor

Corrected Factor = SG level – Received level-Cable loss + substitution antenna gain

7.4 Calculation of Limit for Field Strength of Spurious

Compliance with § 22.917(a) requires that any emission be attenuated below the transmitter power at least $43 + 10 \log P$ (P = transmitter power in Watts).

The compliance limit was calculated as an example per the following:


Maximum transmitter radiated power: $P = 0.2992$ watt

Required attenuation: $A = 43 + 10 \log P$

Limit for Spurious Emissions at Antenna Terminals: $L = P - A = -13$ dBm

Test equipment: ETSTW-RE 004, ETSTW-RE 018, ETSTW-RE 028, ETSTW-RE 030,

ETSTW-GSM 02



Report Number: W6M21103-11284-P-2224

FCC ID: UZI-PR30

7.5 Test result of band edge emissions

850 band

Model: PR30 Date: 2011/3/6
Mode: 850band Ch128 Temperature: 24 °C Engineer: Danny
Polarization: Horizontal Humidity: 60 %

Frequency (MHz)	Reading (dBm) Peak	Factor (dB) Corr.	Result (dBm)	Limit (dBm)	Margin (dB)
824.0000	-48.65	32.61	-16.04	-13.00	-3.04

Polarization: Vertical

Frequency (MHz)	Reading (dBm) Peak	Factor (dB) Corr.	Result (dBm)	Limit (dBm)	Margin (dB)
823.9904	-55.89	30.87	-25.02	-13.00	-12.02

Mode: 850band Ch251

Polarization: Horizontal

Frequency (MHz)	Reading (dBm) Peak	Factor (dB) Corr.	Result (dBm)	Limit (dBm)	Margin (dB)
849.0048	-54.89	33.68	-21.21	-13.00	-8.21

Polarization: Vertical

Frequency (MHz)	Reading (dBm) Peak	Factor (dB) Corr.	Result (dBm)	Limit (dBm)	Margin (dB)
849.0048	-58.39	31.56	-26.83	-13.00	-13.83

1900 band

Mode: 1900band Ch512

Polarization: Horizontal

Frequency (MHz)	Reading (dBm) Peak	Factor (dB) Corr.	Result (dBm)	Limit (dBm)	Margin (dB)
1849.9940	-58.91	44.70	-14.21	-13.00	-1.21

Polarization: Vertical

Frequency (MHz)	Reading (dBm) Peak	Factor (dB) Corr.	Result (dBm)	Limit (dBm)	Margin (dB)
1849.9940	-64.44	43.71	-20.73	-13.00	-7.73

Mode: 1900band Ch810

Polarization: Horizontal

Frequency (MHz)	Reading (dBm) Peak	Factor (dB) Corr.	Result (dBm)	Limit (dBm)	Margin (dB)
1910.0260	-60.35	44.25	-16.10	-13.00	-3.10



Report Number: W6M21103-11284-P-2224

FCC ID: UZI-PR30

Polarization: Vertical

Frequency (MHz)	Reading (dBm) Peak	Factor (dB) Corr.	Result (dBm)	Limit (dBm)	Margin (dB)
1910.0260	-65.93	43.71	-22.22	-13.00	-9.22

Band II

Mode: WCDMA BAND II CH9262

Polarization: Horizontal

Frequency (MHz)	Reading (dBm) Peak	Factor (dB) Corr.	Result (dBm)	Limit (dBm)	Margin (dB)
1849.8100	-62.28	44.70	-17.58	-13.00	-4.58

Polarization: Vertical

Frequency (MHz)	Reading (dBm) Peak	Factor (dB) Corr.	Result (dBm)	Limit (dBm)	Margin (dB)
1849.8880	-70.80	43.71	-27.09	-13.00	-14.09

Mode: WCDMA BAND II CH9538

Polarization: Horizontal

Frequency (MHz)	Reading (dBm) Peak	Factor (dB) Corr.	Result (dBm)	Limit (dBm)	Margin (dB)
1910.0860	-64.18	44.26	-19.92	-13.00	-6.92

Polarization: Vertical

Frequency (MHz)	Reading (dBm) Peak	Factor (dB) Corr.	Result (dBm)	Limit (dBm)	Margin (dB)
1910.2160	-79.82	43.71	-36.11	-13.00	-23.11

Band V


Mode: WCDMA BAND V CH4132

Polarization: Horizontal

Frequency (MHz)	Reading (dBm) Peak	Factor (dB) Corr.	Result (dBm)	Limit (dBm)	Margin (dB)
823.8878	-67.21	32.61	-34.60	-13.00	-21.60

Polarization: Vertical

Frequency (MHz)	Reading (dBm) Peak	Factor (dB) Corr.	Result (dBm)	Limit (dBm)	Margin (dB)
823.8096	-72.72	30.87	-41.85	-13.00	-28.85



Worldwide Testing Services(Taiwan) Co., Ltd.

Report Number: W6M21103-11284-P-2224

FCC ID: UZI-PR30

Mode: WCDMA BAND V CH4233

Polarization: Horizontal

Frequency (MHz)	Reading (dBm) Peak	Factor (dB) Corr.	Result (dBm)	Limit (dBm)	Margin (dB)
849.1643	-62.28	33.68	-28.60	-13.00	-15.60

Polarization: Vertical

Frequency (MHz)	Reading (dBm) Peak	Factor (dB) Corr.	Result (dBm)	Limit (dBm)	Margin (dB)
849.1383	-66.57	31.57	-35.00	-13.00	-22.00

Note: Please refer to appendix for plot data.

Test equipment: ETSTW-RE 004, ETSTW-RE 028, ETSTW-RE 030, ETSTW-GSM 02

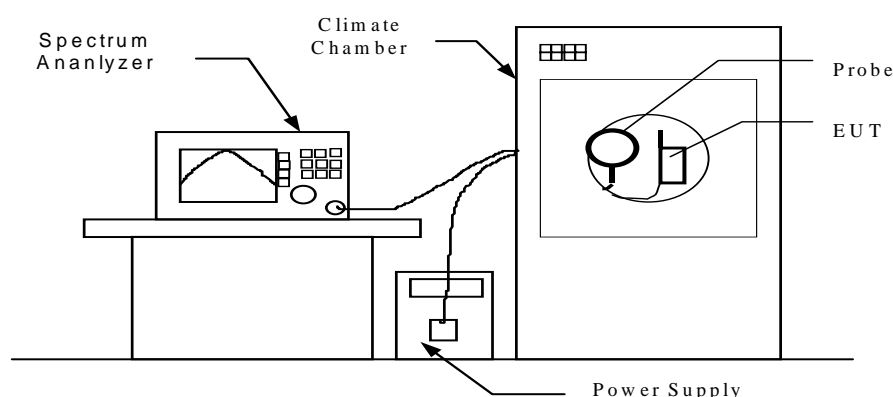
Report Number: W6M21103-11284-P-2224


FCC ID: UZI-PR30

8. Frequency Stability

8.1 Test procedure

- ☒ The equipment under test was supplied with rated power supply and the RF output was connected to a frequency counter via feed through attenuators. The EUT was placed inside the temperature chamber. The DC leads and RF output cable, exited the chamber through an opening made for that purpose.
After the temperature stabilized the frequency output was recorded from the counter.
- ☐ An external variable power supply was used to supply nominal voltage and 85% to 115% of nominal voltage to the EUT under room temperature. Record the frequencies measured from the counter.
- ☒ End point voltage: For hand carried, battery powered equipment, reduce primary supply voltage to the battery operating end point which shall be specified by the manufacturer. Then record the frequencies measured from the counter.





Report Number: W6M21103-11284-P-2224

FCC ID: UZI-PR30

8.2 Test Results

8.2.1 Frequency Stability vs. Temperature

CH128 824.2 MHz


Supplied Voltage	Temperature (°C)	Frequency Drift (kHz)	Frequency Drift (ppm)	Limit (ppm)
DC 3.7 V	-30	-0.018	-0.022	±2.5
	-20	0.018	0.022	
	-10	-0.008	-0.010	
	0	0.014	0.017	
	10	0.001	0.001	
	20	0.013	0.016	
	30	-0.018	-0.022	
	40	-0.003	-0.004	
	50	-0.014	-0.017	

CH188 836.2 MHz

Supplied Voltage	Temperature (°C)	Frequency Drift (kHz)	Frequency Drift (ppm)	Limit (ppm)
DC 3.7 V	-30	-0.009	-0.011	±2.5
	-20	0.010	0.012	
	-10	0.000	0.000	
	0	-0.012	-0.014	
	10	-0.008	-0.010	
	20	-0.005	-0.006	
	30	0.012	0.014	
	40	-0.003	-0.004	
	50	-0.006	-0.007	

CH251 848.8 MHz

Supplied Voltage	Temperature (°C)	Frequency Drift (kHz)	Frequency Drift (ppm)	Limit (ppm)
DC 3.7 V	-30	-0.007	-0.008	±2.5
	-20	0.006	0.007	
	-10	-0.011	-0.013	
	0	-0.004	-0.005	
	10	-0.012	-0.014	
	20	-0.015	-0.018	
	30	-0.014	-0.016	
	40	-0.004	-0.005	
	50	-0.008	-0.009	



Report Number: W6M21103-11284-P-2224

FCC ID: UZI-PR30

CH512 1850.2 MHz


Supplied Voltage	Temperature (°C)	Frequency Drift (kHz)	Frequency Drift (ppm)	Limit (ppm)
DC 3.7 V	-30	0.019	0.010	±2.5
	-20	0.015	0.008	
	-10	0.010	0.005	
	0	0.009	0.005	
	10	0.003	0.002	
	20	0.017	0.009	
	30	0.013	0.007	
	40	-0.017	-0.009	
	50	0.012	0.006	

CH661 1880.0 MHz

Supplied Voltage	Temperature (°C)	Frequency Drift (kHz)	Frequency Drift (ppm)	Limit (ppm)
DC 3.7 V	-30	-0.014	-0.007	±2.5
	-20	0.005	0.003	
	-10	0.003	0.002	
	0	-0.011	-0.006	
	10	-0.015	-0.008	
	20	0.005	0.003	
	30	-0.017	-0.009	
	40	-0.008	-0.004	
	50	-0.012	-0.006	

CH810 1909.8 MHz

Supplied Voltage	Temperature (°C)	Frequency Drift (kHz)	Frequency Drift (ppm)	Limit (ppm)
DC 3.7 V	-30	0.015	0.008	±2.5
	-20	-0.006	-0.003	
	-10	-0.020	-0.010	
	0	0.007	0.004	
	10	-0.006	-0.003	
	20	-0.017	-0.009	
	30	-0.012	-0.006	
	40	0.008	0.004	
	50	0.011	0.006	



Report Number: W6M21103-11284-P-2224

FCC ID: UZI-PR30

CH9262 1852.4 MHz


Supplied Voltage	Temperature (°C)	Frequency Drift (kHz)	Frequency Drift (ppm)	Limit (ppm)
DC 3.7 V	-30	-0.012	-0.015	±2.5
	-20	-0.012	-0.015	
	-10	0.014	0.017	
	0	0.017	0.021	
	10	0.014	0.017	
	20	0.007	0.008	
	30	0.002	0.002	
	40	-0.007	-0.008	
	50	-0.013	-0.016	

CH9400 1880.0 MHz

Supplied Voltage	Temperature (°C)	Frequency Drift (kHz)	Frequency Drift (ppm)	Limit (ppm)
DC 3.7 V	-30	-0.014	-0.017	±2.5
	-20	-0.013	-0.016	
	-10	-0.003	-0.004	
	0	-0.005	-0.006	
	10	0.009	0.011	
	20	0.006	0.007	
	30	0.004	0.005	
	40	0.006	0.007	
	50	-0.017	-0.020	

CH9538 1907.6 MHz

Supplied Voltage	Temperature (°C)	Frequency Drift (kHz)	Frequency Drift (ppm)	Limit (ppm)
DC 3.7 V	-30	-0.014	-0.016	±2.5
	-20	0.001	0.001	
	-10	0.014	0.016	
	0	-0.008	-0.009	
	10	-0.014	-0.016	
	20	0.012	0.014	
	30	0.004	0.005	
	40	-0.009	-0.011	
	50	-0.013	-0.015	



Report Number: W6M21103-11284-P-2224

FCC ID: UZI-PR30

CH4132 826.4 MHz


Supplied Voltage	Temperature (°C)	Frequency Drift (kHz)	Frequency Drift (ppm)	Limit (ppm)
DC 3.7 V	-30	-0.005	-0.003	±2.5
	-20	0.002	0.001	
	-10	0.008	0.004	
	0	0.001	0.001	
	10	0.007	0.004	
	20	-0.001	-0.001	
	30	0.004	0.002	
	40	-0.005	-0.003	
	50	-0.006	-0.003	

CH4183 836.6 MHz

Supplied Voltage	Temperature (°C)	Frequency Drift (kHz)	Frequency Drift (ppm)	Limit (ppm)
DC 3.7 V	-30	0.005	0.003	±2.5
	-20	-0.007	-0.004	
	-10	0.005	0.003	
	0	0.007	0.004	
	10	-0.010	-0.005	
	20	0.011	0.006	
	30	-0.008	-0.004	
	40	-0.008	-0.004	
	50	0.010	0.005	

CH4233 846.6 MHz

Supplied Voltage	Temperature (°C)	Frequency Drift (kHz)	Frequency Drift (ppm)	Limit (ppm)
DC 3.7 V	-30	-0.011	-0.006	±2.5
	-20	0.004	0.002	
	-10	0.009	0.005	
	0	0.002	0.001	
	10	0.007	0.004	
	20	0.005	0.003	
	30	0.003	0.002	
	40	0.011	0.006	
	50	-0.011	-0.006	



Report Number: W6M21103-11284-P-2224

FCC ID: UZI-PR30

8.2.2 Frequency Stability vs. Voltage

CH128

Supplied Voltage	Temperature (°C)	Frequency Drift (kHz)	Frequency Drift (ppm)	Limit (ppm)
End Point Voltage DC 3.5 V	25	-0.019	-0.023	±2.5

CH188

Supplied Voltage	Temperature (°C)	Frequency Drift (kHz)	Frequency Drift (ppm)	Limit (ppm)
End Point Voltage DC 3.5 V	25	-0.011	-0.013	±2.5

CH251

Supplied Voltage	Temperature (°C)	Frequency Drift (kHz)	Frequency Drift (ppm)	Limit (ppm)
End Point Voltage DC 3.5 V	25	-0.014	-0.016	±2.5

CH512


Supplied Voltage	Temperature (°C)	Frequency Drift (kHz)	Frequency Drift (ppm)	Limit (ppm)
End Point Voltage DC 3.5 V	25	0.015	0.008	±2.5

CH661

Supplied Voltage	Temperature (°C)	Frequency Drift (kHz)	Frequency Drift (ppm)	Limit (ppm)
End Point Voltage DC 3.5 V	25	0.010	0.005	±2.5

CH810

Supplied Voltage	Temperature (°C)	Frequency Drift (kHz)	Frequency Drift (ppm)	Limit (ppm)
End Point Voltage DC 3.5 V	25	0.017	0.009	±2.5



Report Number: W6M21103-11284-P-2224

FCC ID: UZI-PR30

CH9262

Supplied Voltage	Temperature (°C)	Frequency Drift (kHz)	Frequency Drift (ppm)	Limit (ppm)
End Point Voltage DC 3.5 V	25	-0.010	-0.012	±2.5

CH9400

Supplied Voltage	Temperature (°C)	Frequency Drift (kHz)	Frequency Drift (ppm)	Limit (ppm)
End Point Voltage DC 3.5 V	25	-0.018	-0.022	±2.5

CH9538

Supplied Voltage	Temperature (°C)	Frequency Drift (kHz)	Frequency Drift (ppm)	Limit (ppm)
End Point Voltage DC 3.5 V	25	-0.016	-0.019	±2.5

CH4132

Supplied Voltage	Temperature (°C)	Frequency Drift (kHz)	Frequency Drift (ppm)	Limit (ppm)
End Point Voltage DC 3.5 V	25	-0.001	-0.001	±2.5


CH4183

Supplied Voltage	Temperature (°C)	Frequency Drift (kHz)	Frequency Drift (ppm)	Limit (ppm)
End Point Voltage DC 3.5 V	25	0.009	0.005	±2.5

CH4233

Supplied Voltage	Temperature (°C)	Frequency Drift (kHz)	Frequency Drift (ppm)	Limit (ppm)
End Point Voltage DC 3.5 V	25	0.003	0.002	±2.5

Test equipment: ETSTW-CE009, ETSTW-RE055, ETSTW-GSM 02




Report Number: W6M21103-11284-P-2224
FCC ID: UZI-PR30

Appendix

Measurement diagrams

1. RF Power Output
2. Filed Strength of Spurious Emission
3. Band edge emissions



Report Number: W6M21103-11284-P-2224

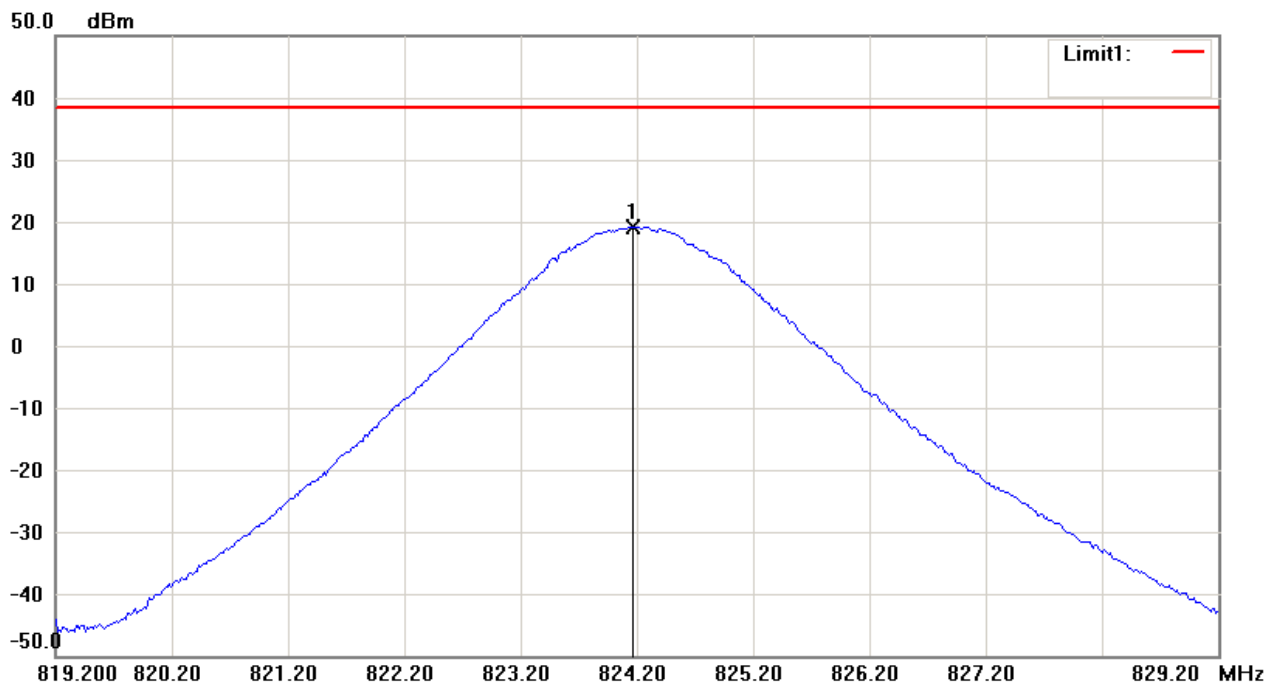
FCC ID: UZI-PR30

RF Power Output

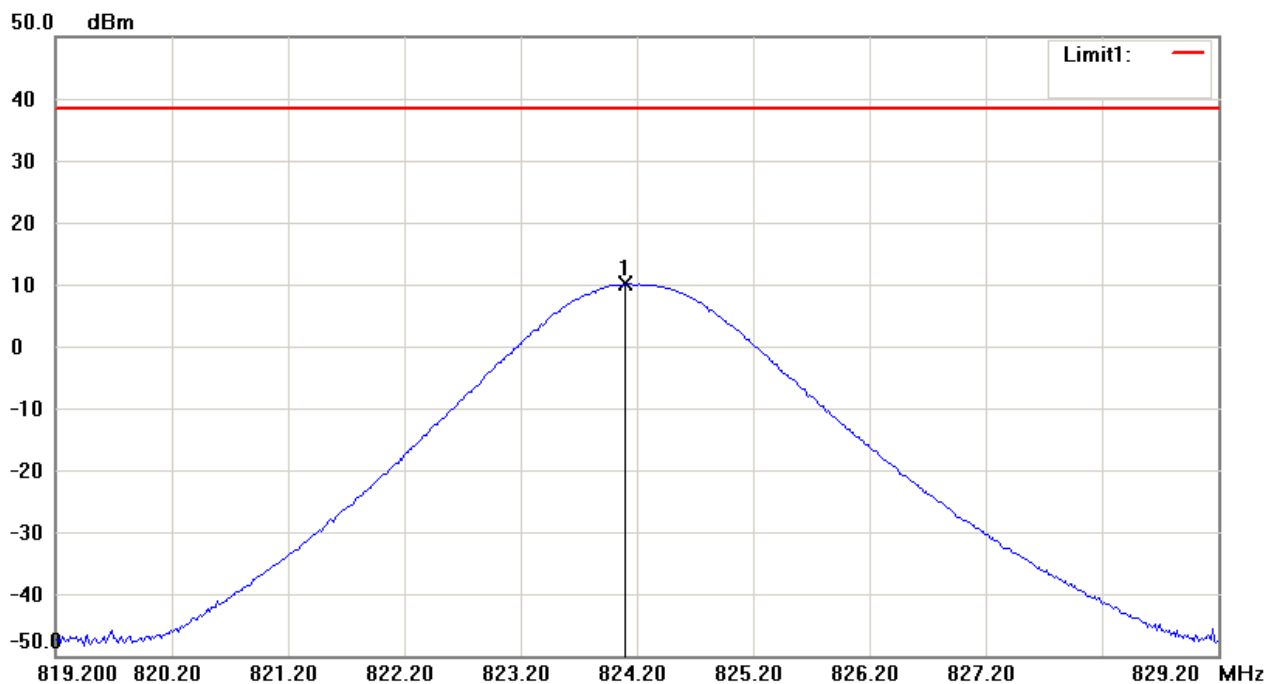
Radiated Measurement

850 band_ CH 128_4.2 V

Antenna Polarization H




Antenna Polarization V



Note:

1. The attached measurement plots are preliminarily pre-scanned with peak detector for determining the final checking frequencies and are for reference only.
2. The some frequencies may exceed the limit line without the specified detectors, but that cannot present the results are failed to the specification of test standard.
3. For corrected test results are listed in the relevant table of radiated test data of this test report.



Worldwide Testing Services(Taiwan) Co., Ltd.

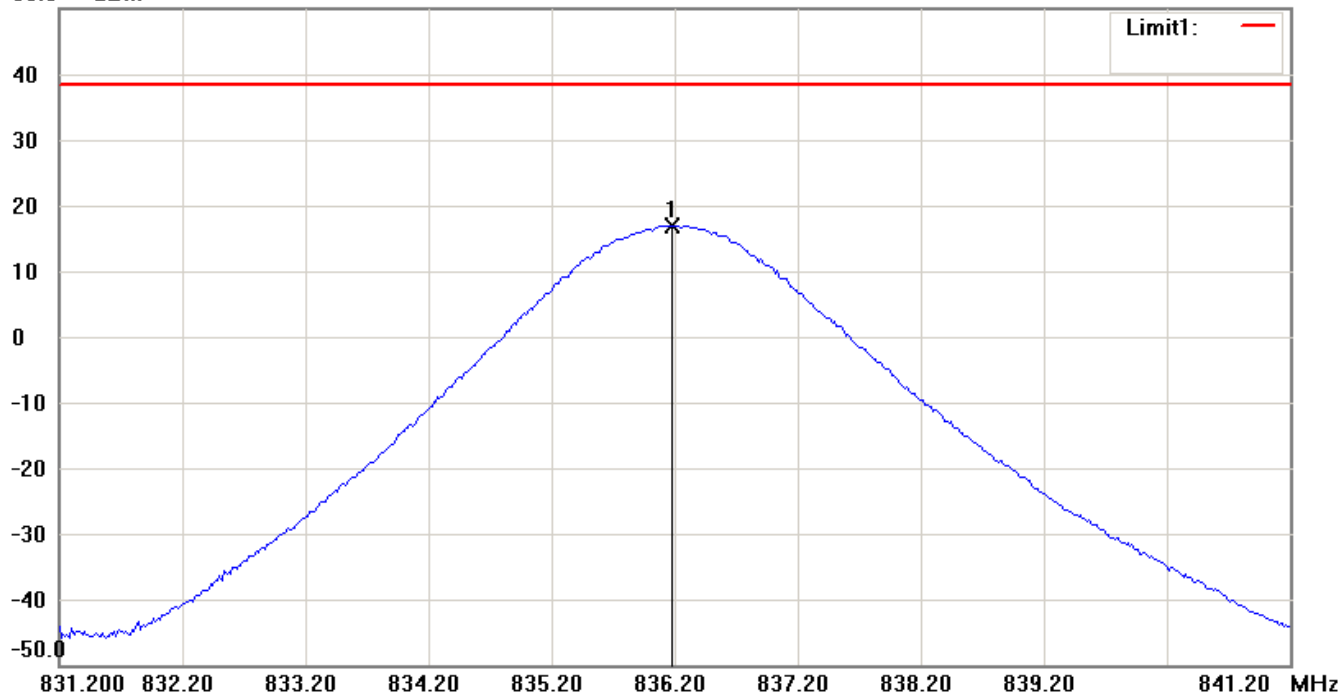
Report Number: W6M21103-11284-P-2224

FCC ID: UZI-PR30

850 band_ CH 188_4.2 V

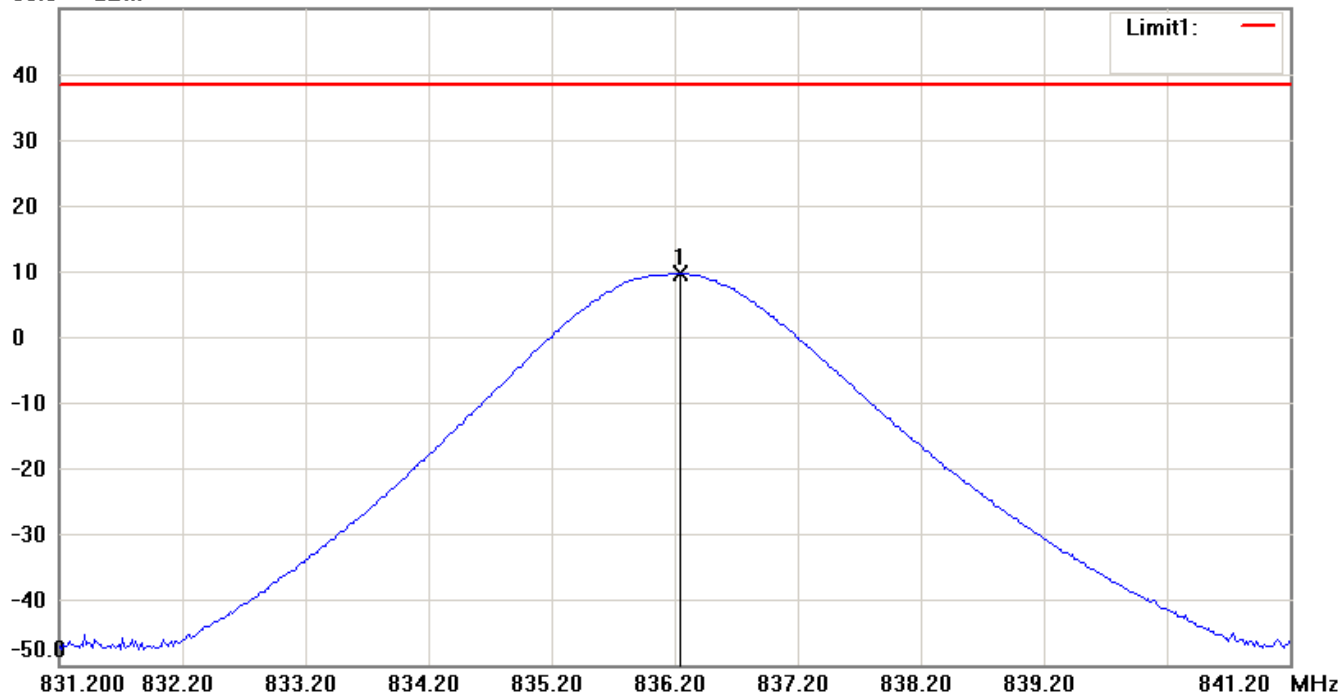
Antenna Polarization H

50.0 dBm



Antenna Polarization V

50.0 dBm



Note:

1. The attached measurement plots are preliminarily pre-scanned with peak detector for determining the final checking frequencies and are for reference only.
2. The some frequencies may exceed the limit line without the specified detectors, but that cannot present the results are failed to the specification of test standard.
3. For corrected test results are listed in the relevant table of radiated test data of this test report.



Worldwide Testing Services(Taiwan) Co., Ltd.

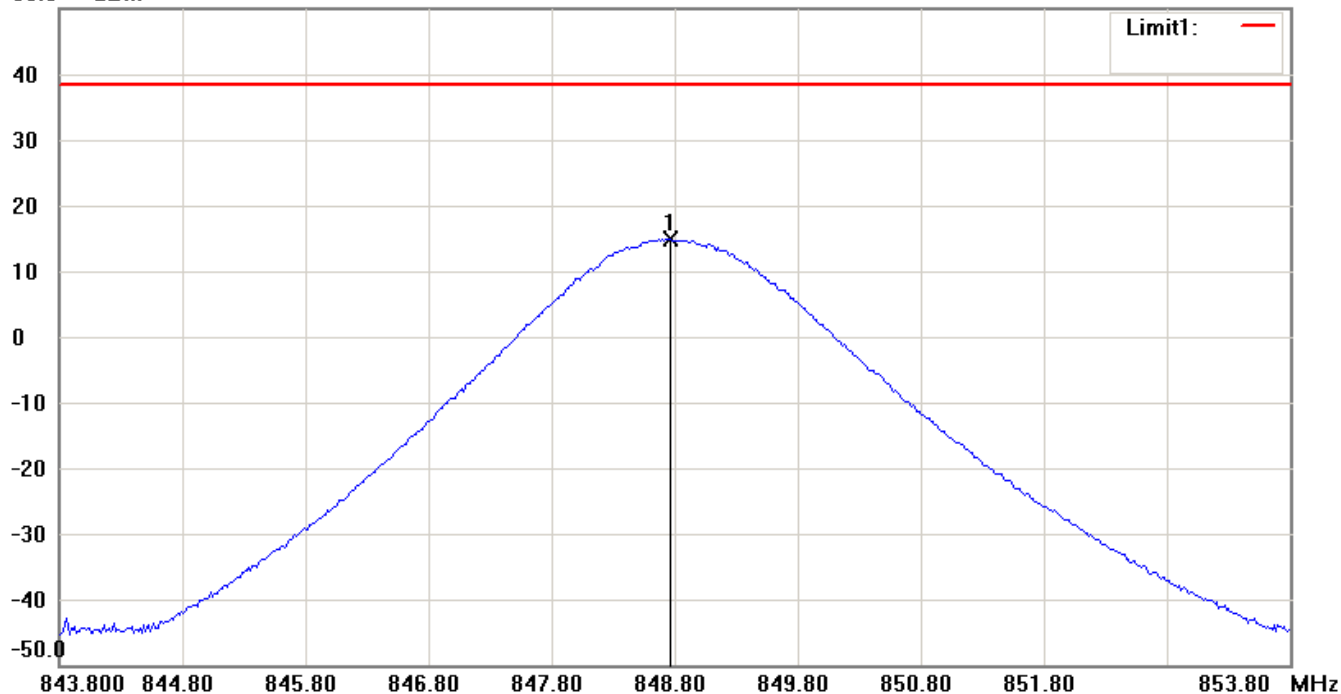
Report Number: W6M21103-11284-P-2224

FCC ID: UZI-PR30

850 band_ CH 251_4.2 V

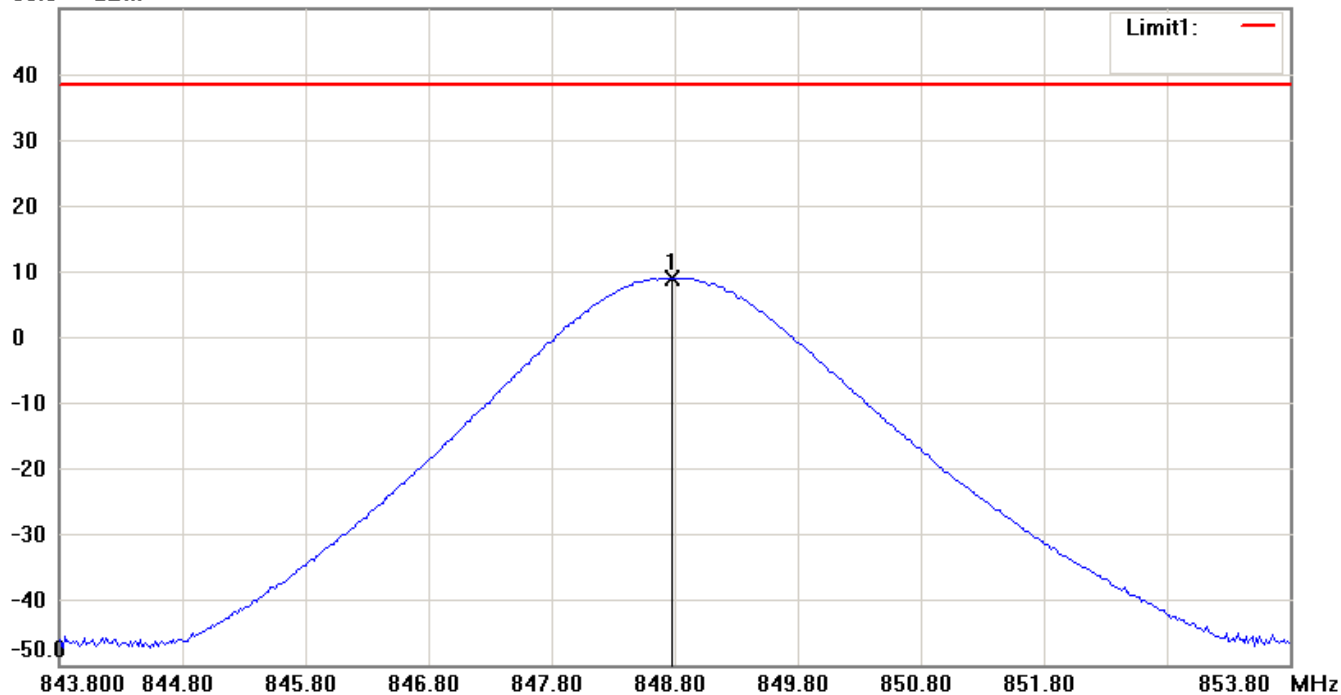
Antenna Polarization H

50.0 dBm




Antenna Polarization V

50.0 dBm



Note:

1. The attached measurement plots are preliminarily pre-scanned with peak detector for determining the final checking frequencies and are for reference only.
2. The some frequencies may exceed the limit line without the specified detectors, but that cannot present the results are failed to the specification of test standard.
3. For corrected test results are listed in the relevant table of radiated test data of this test report.



Worldwide Testing Services(Taiwan) Co., Ltd.

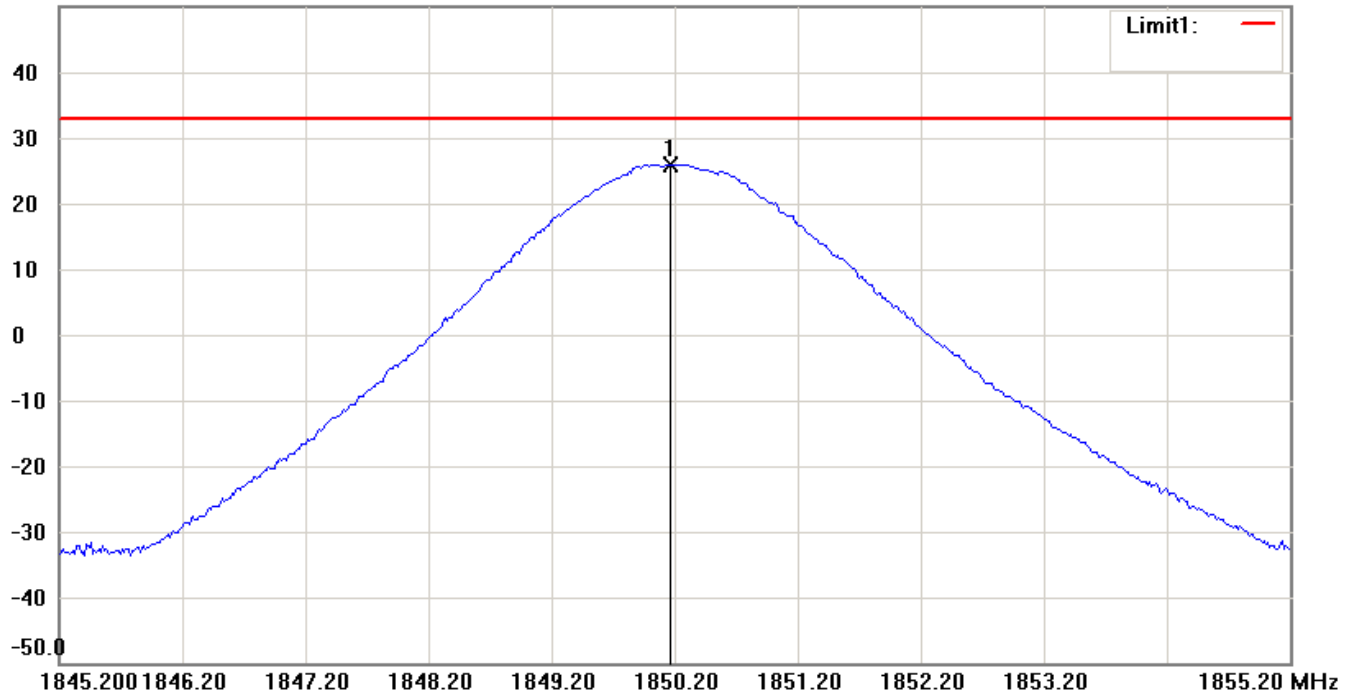
Report Number: W6M21103-11284-P-2224

FCC ID: UZI-PR30

1900 band_ CH 512_4.2 V

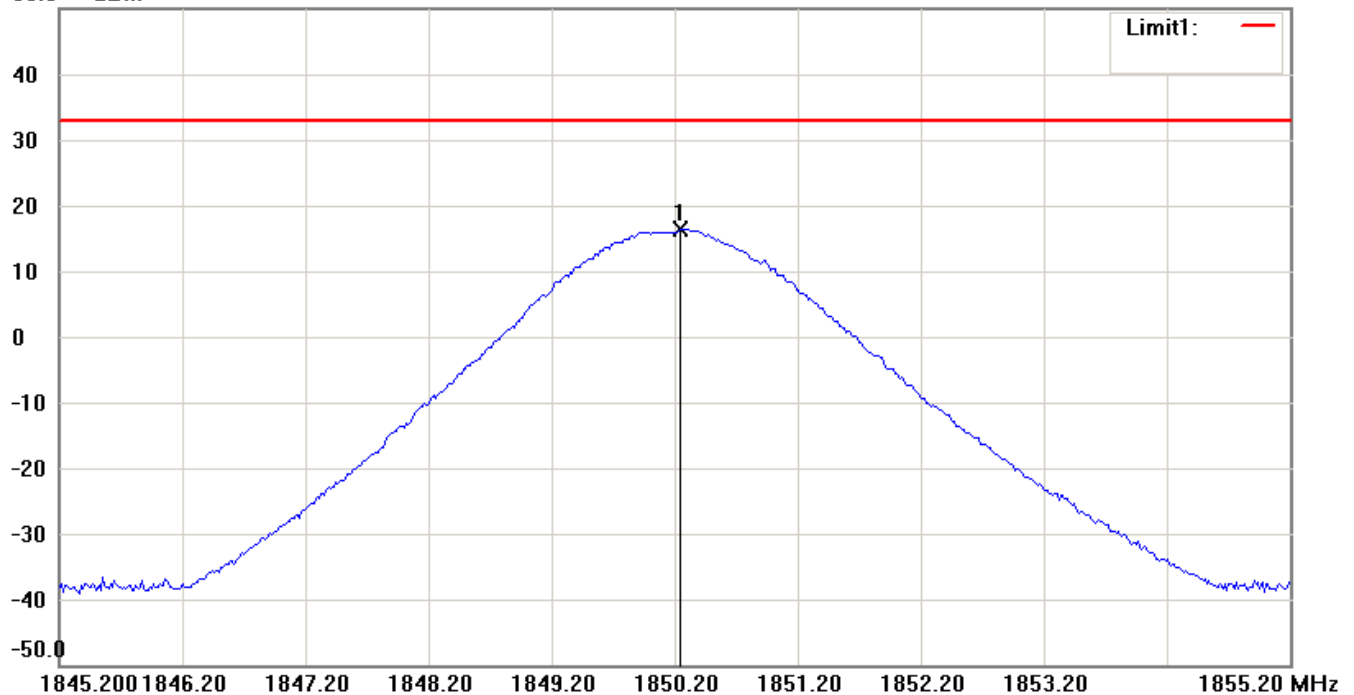
Antenna Polarization H

50.0 dBm




Antenna Polarization V

50.0 dBm



Note:

1. The attached measurement plots are preliminarily pre-scanned with peak detector for determining the final checking frequencies and are for reference only.
2. The some frequencies may exceed the limit line without the specified detectors, but that cannot present the results are failed to the specification of test standard.
3. For corrected test results are listed in the relevant table of radiated test data of this test report.



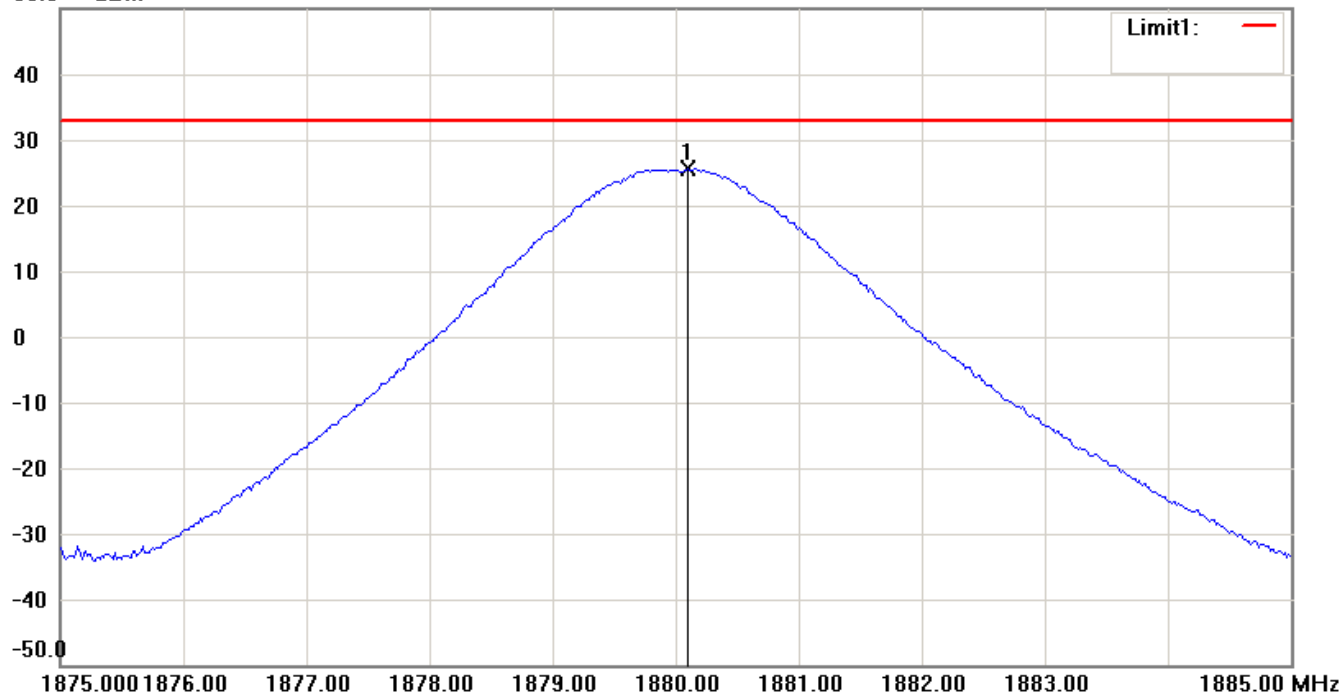
Report Number: W6M21103-11284-P-2224

FCC ID: UZI-PR30

1900 band_ CH 661_4.2 V

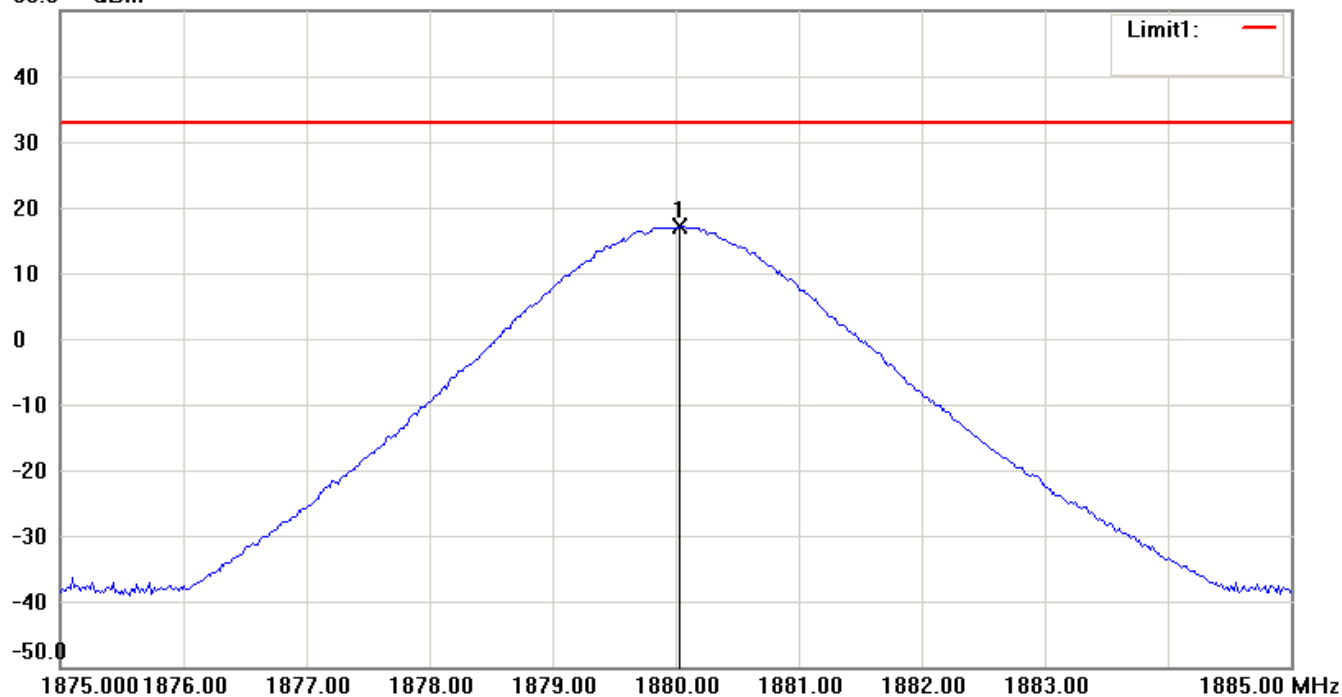
Antenna Polarization H

50.0 dBm




Antenna Polarization V

50.0 dBm



Note:

1. The attached measurement plots are preliminarily pre-scanned with peak detector for determining the final checking frequencies and are for reference only.
2. The some frequencies may exceed the limit line without the specified detectors, but that cannot present the results are failed to the specification of test standard.
3. For corrected test results are listed in the relevant table of radiated test data of this test report.



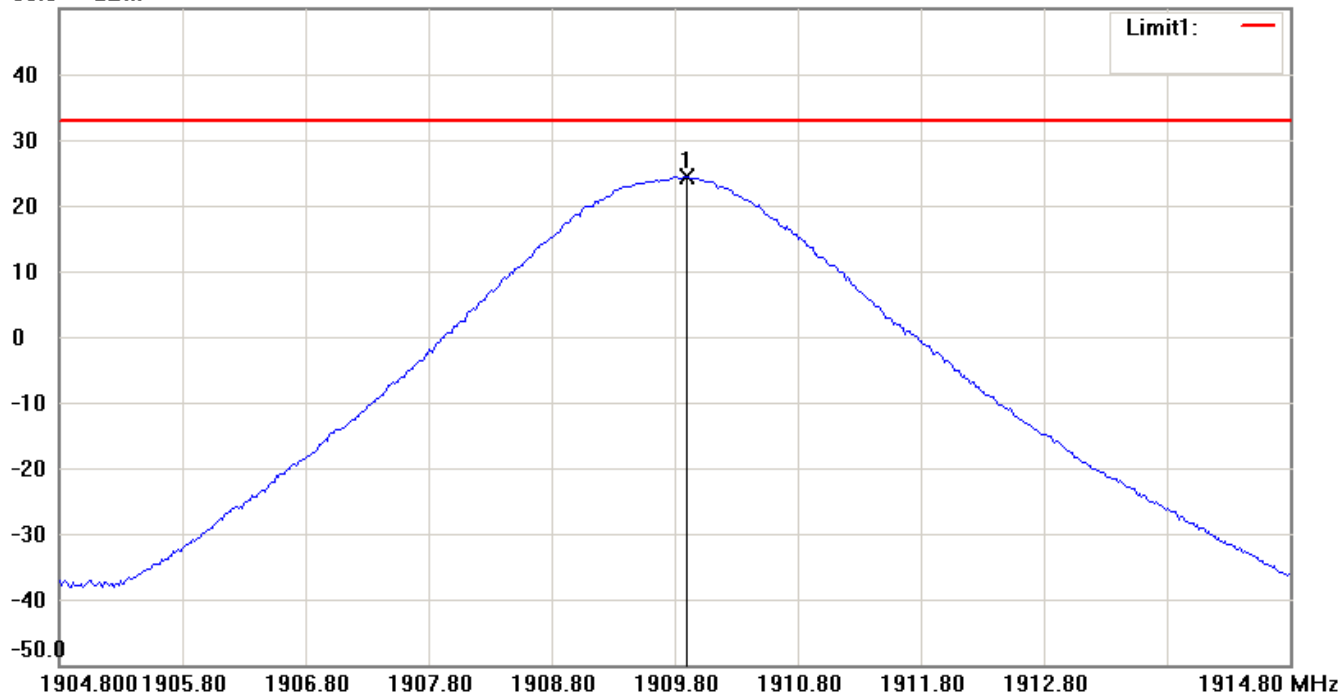
Report Number: W6M21103-11284-P-2224

FCC ID: UZI-PR30

1900 band_ CH 810_4.2 V

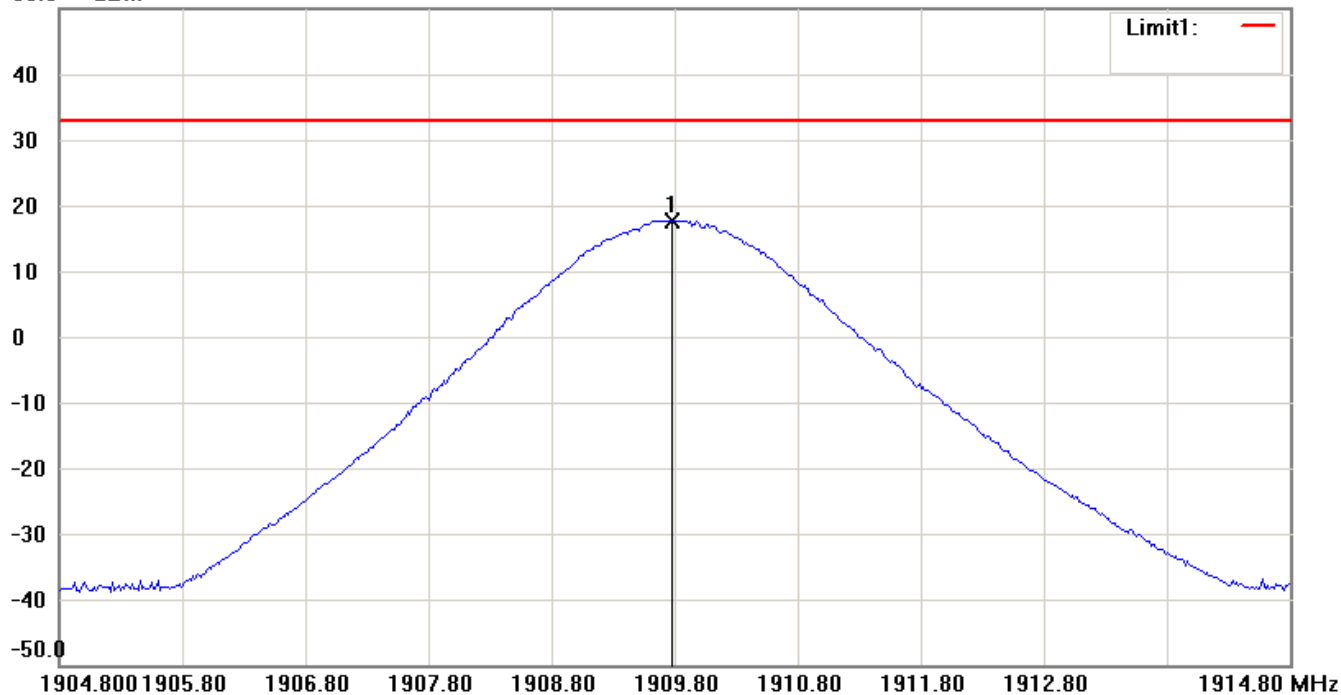
Antenna Polarization H

50.0 dBm




Antenna Polarization V

50.0 dBm



Note:

1. The attached measurement plots are preliminarily pre-scanned with peak detector for determining the final checking frequencies and are for reference only.
2. The some frequencies may exceed the limit line without the specified detectors, but that cannot present the results are failed to the specification of test standard.
3. For corrected test results are listed in the relevant table of radiated test data of this test report.



Worldwide Testing Services(Taiwan) Co., Ltd.

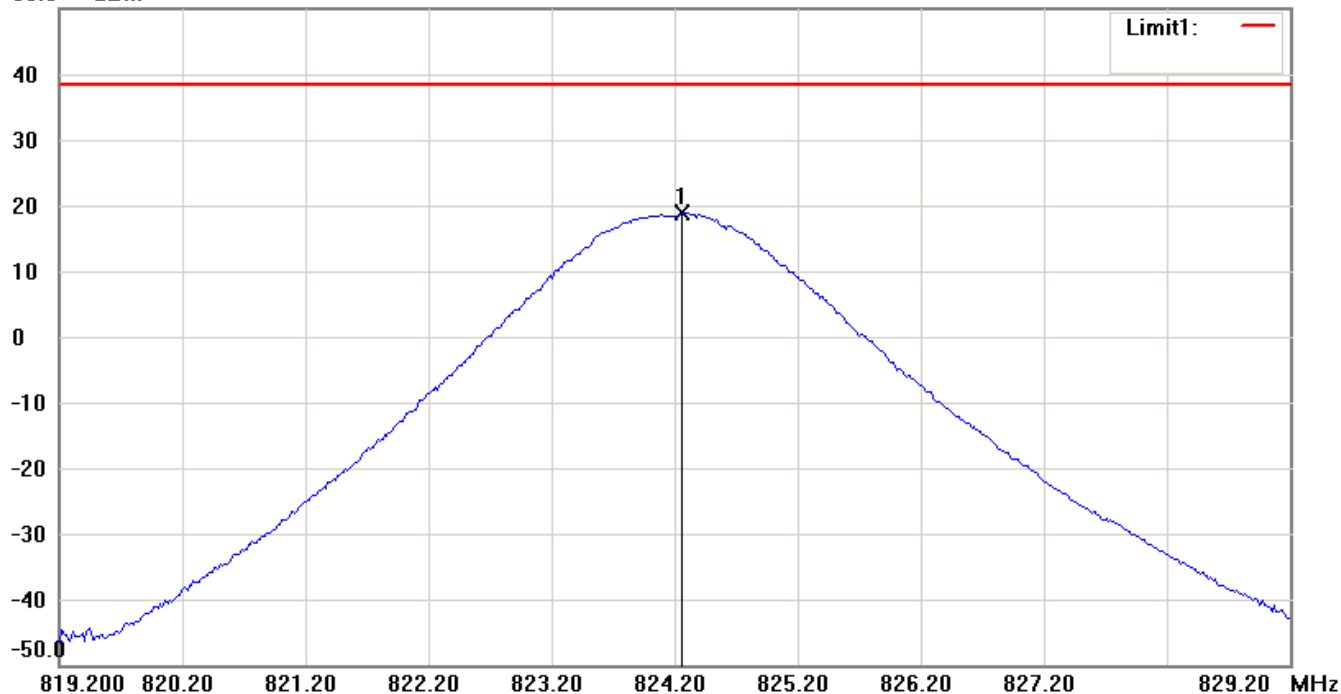
Report Number: W6M21103-11284-P-2224

FCC ID: UZI-PR30

850 band_ CH 128_3.5 V

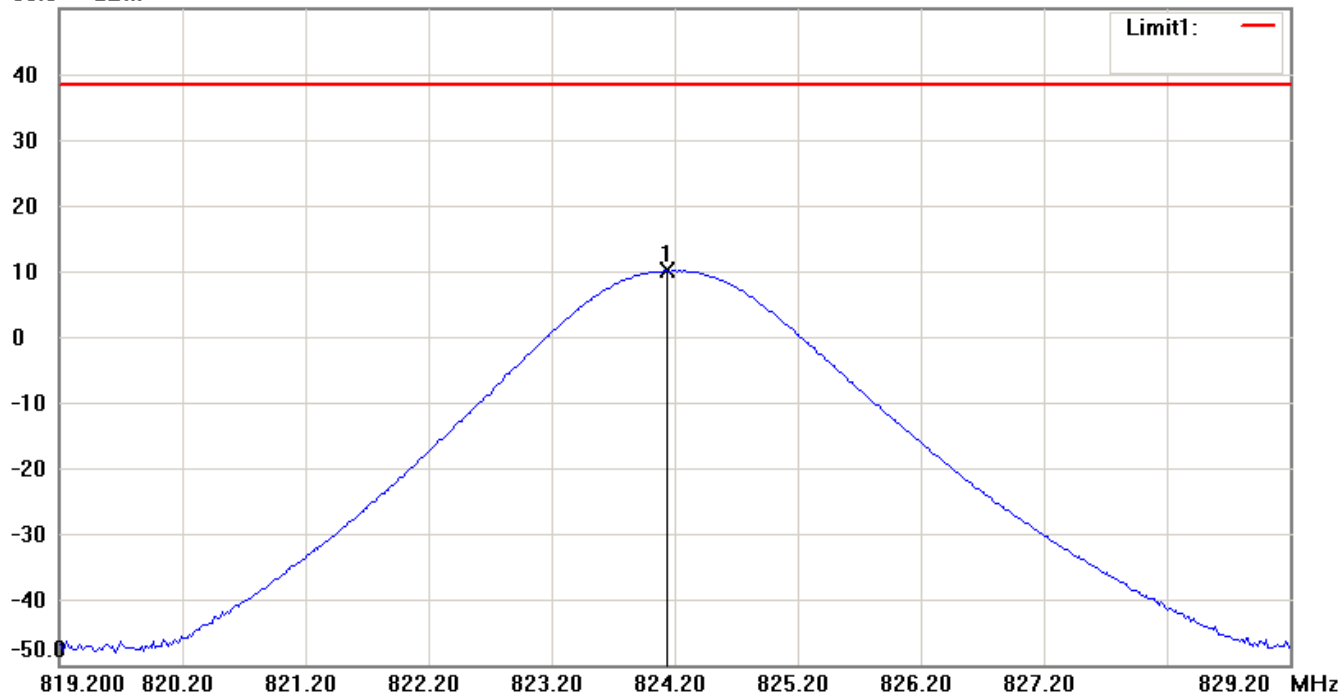
Antenna Polarization H

50.0 dBm




Antenna Polarization V

50.0 dBm



Note:

1. The attached measurement plots are preliminarily pre-scanned with peak detector for determining the final checking frequencies and are for reference only.
2. The some frequencies may exceed the limit line without the specified detectors, but that cannot present the results are failed to the specification of test standard.
3. For corrected test results are listed in the relevant table of radiated test data of this test report.



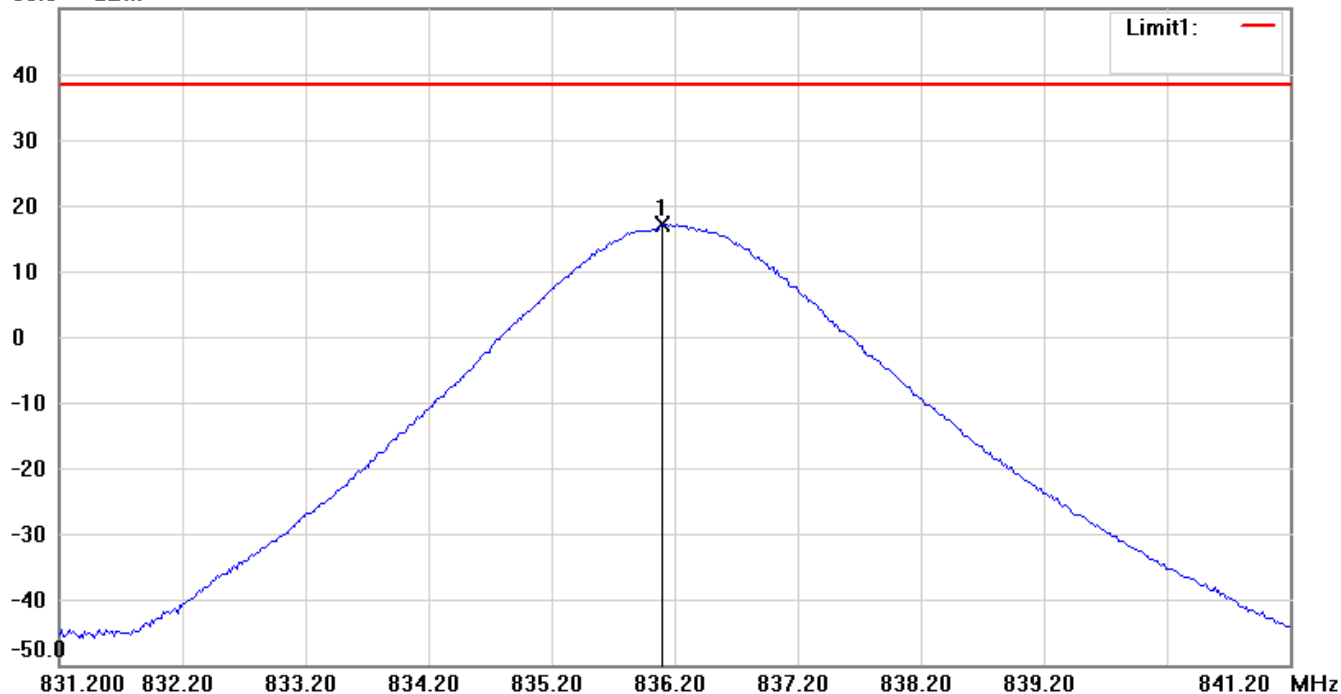
Report Number: W6M21103-11284-P-2224

FCC ID: UZI-PR30

850 band_ CH 188_3.5 V

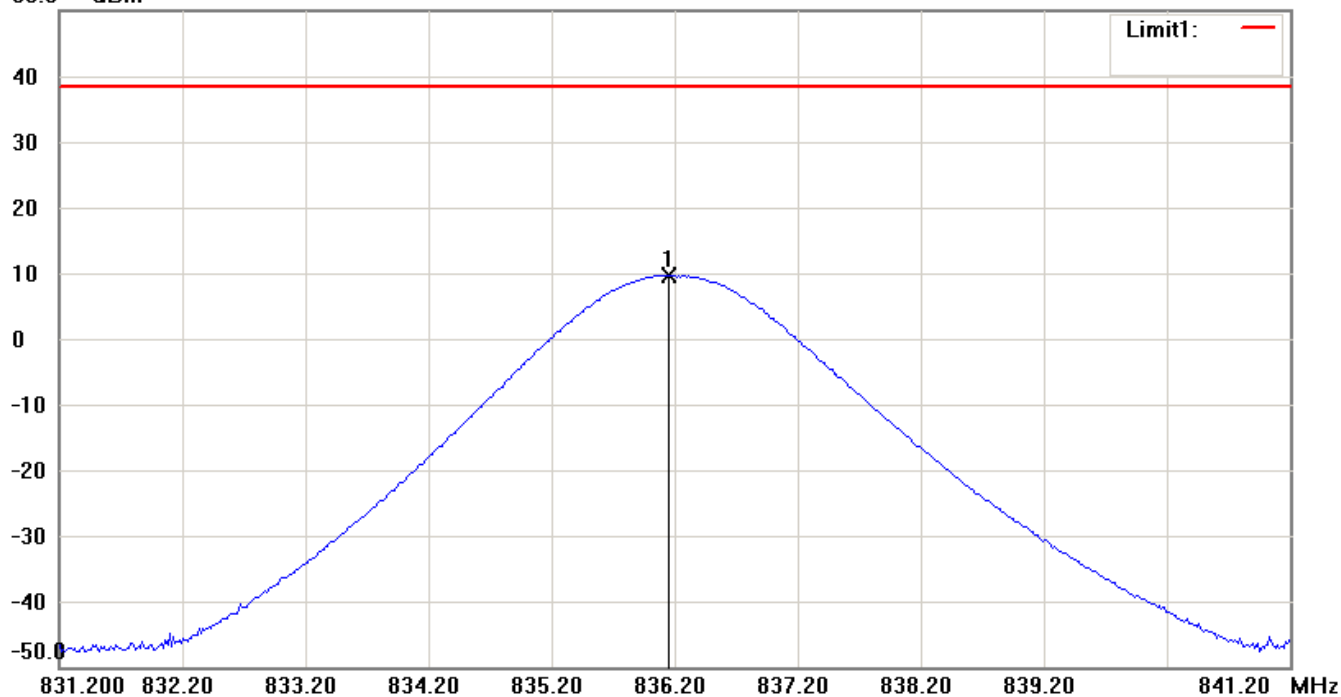
Antenna Polarization H

50.0 dBm




Antenna Polarization V

50.0 dBm



Note:

1. The attached measurement plots are preliminarily pre-scanned with peak detector for determining the final checking frequencies and are for reference only.
2. The some frequencies may exceed the limit line without the specified detectors, but that cannot present the results are failed to the specification of test standard.
3. For corrected test results are listed in the relevant table of radiated test data of this test report.



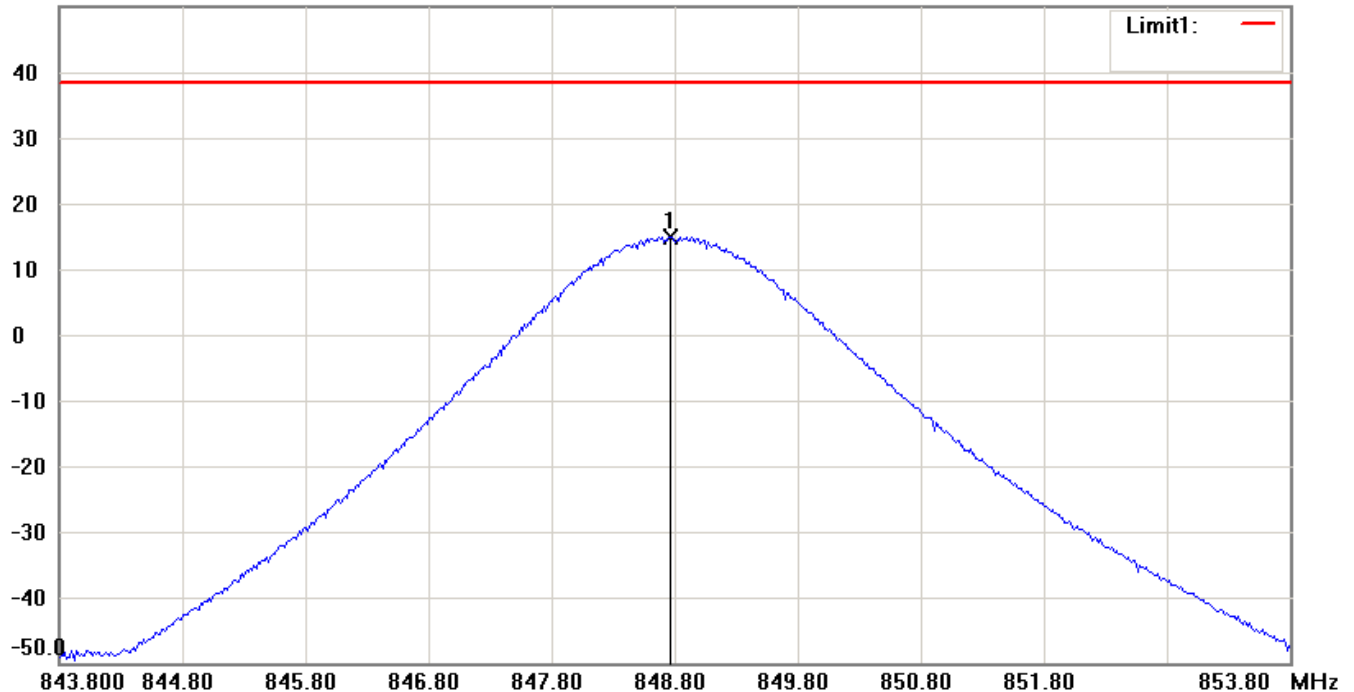
Report Number: W6M21103-11284-P-2224

FCC ID: UZI-PR30

850 band_ CH 251_3.5 V

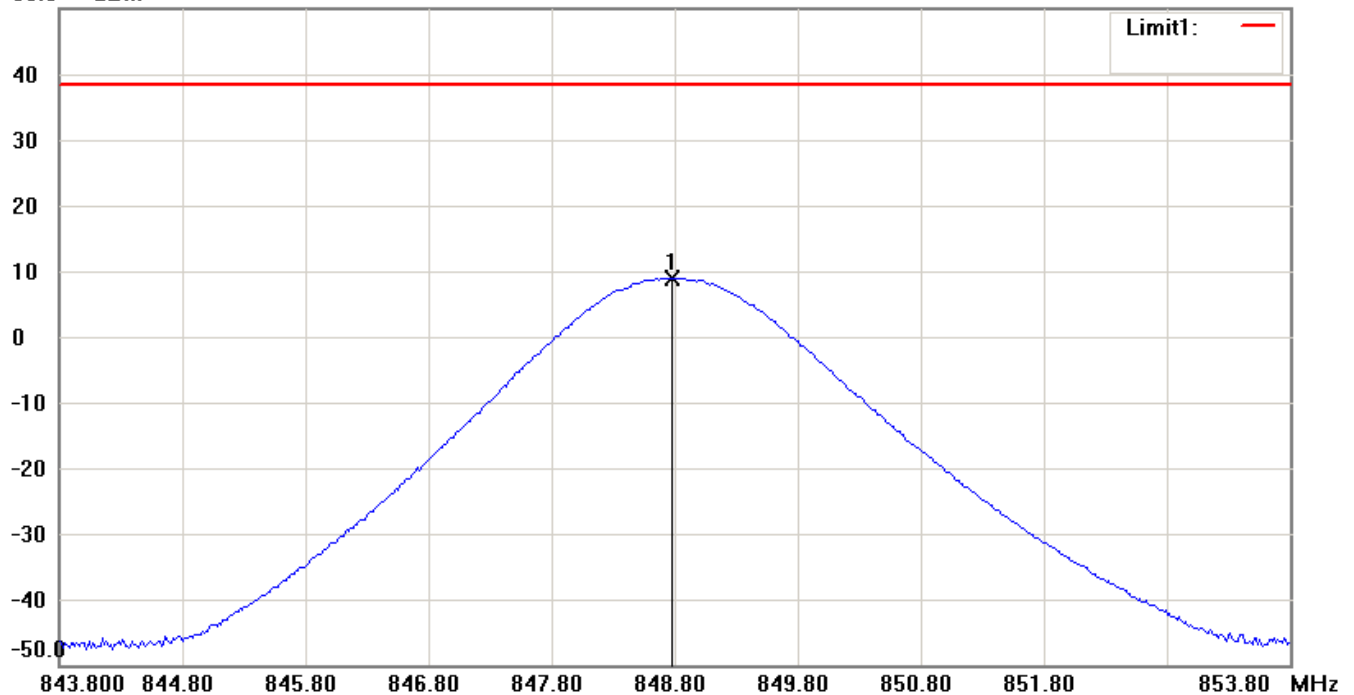
Antenna Polarization H

50.0 dBm




Antenna Polarization V

50.0 dBm



Note:

1. The attached measurement plots are preliminarily pre-scanned with peak detector for determining the final checking frequencies and are for reference only.
2. The some frequencies may exceed the limit line without the specified detectors, but that cannot present the results are failed to the specification of test standard.
3. For corrected test results are listed in the relevant table of radiated test data of this test report.



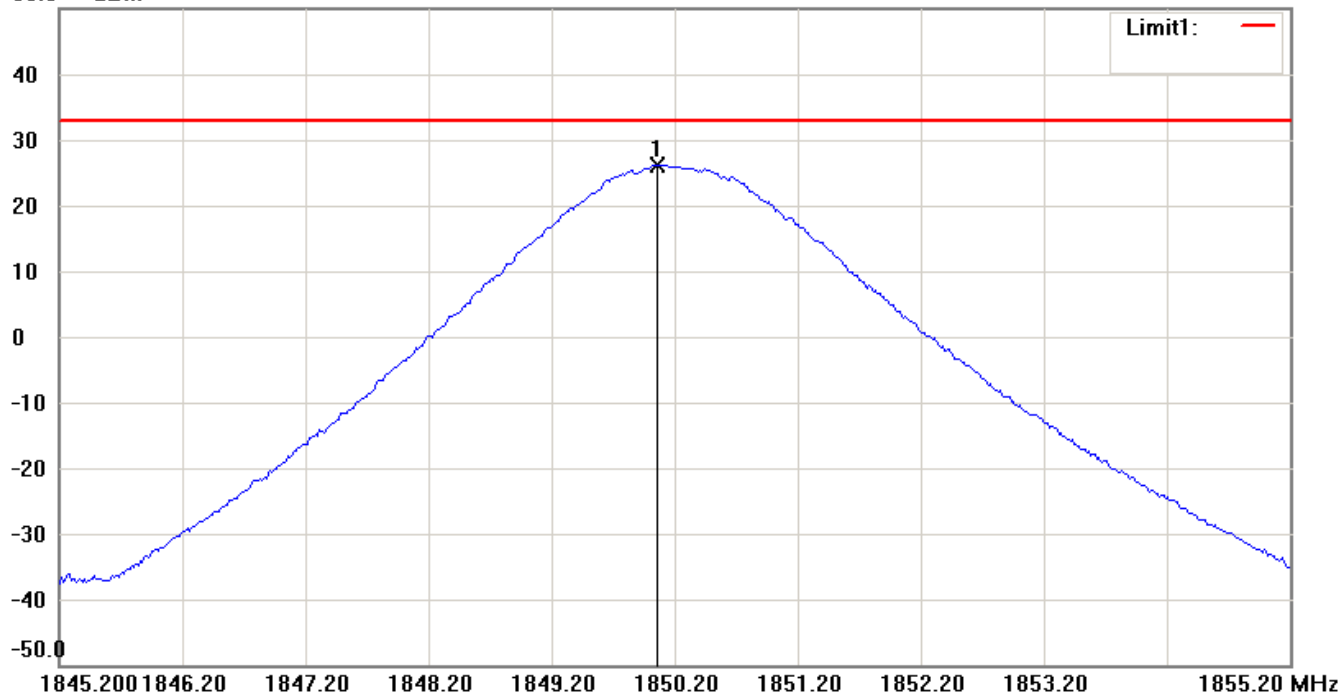
Report Number: W6M21103-11284-P-2224

FCC ID: UZI-PR30

1900 band_ CH 512_3.5 V

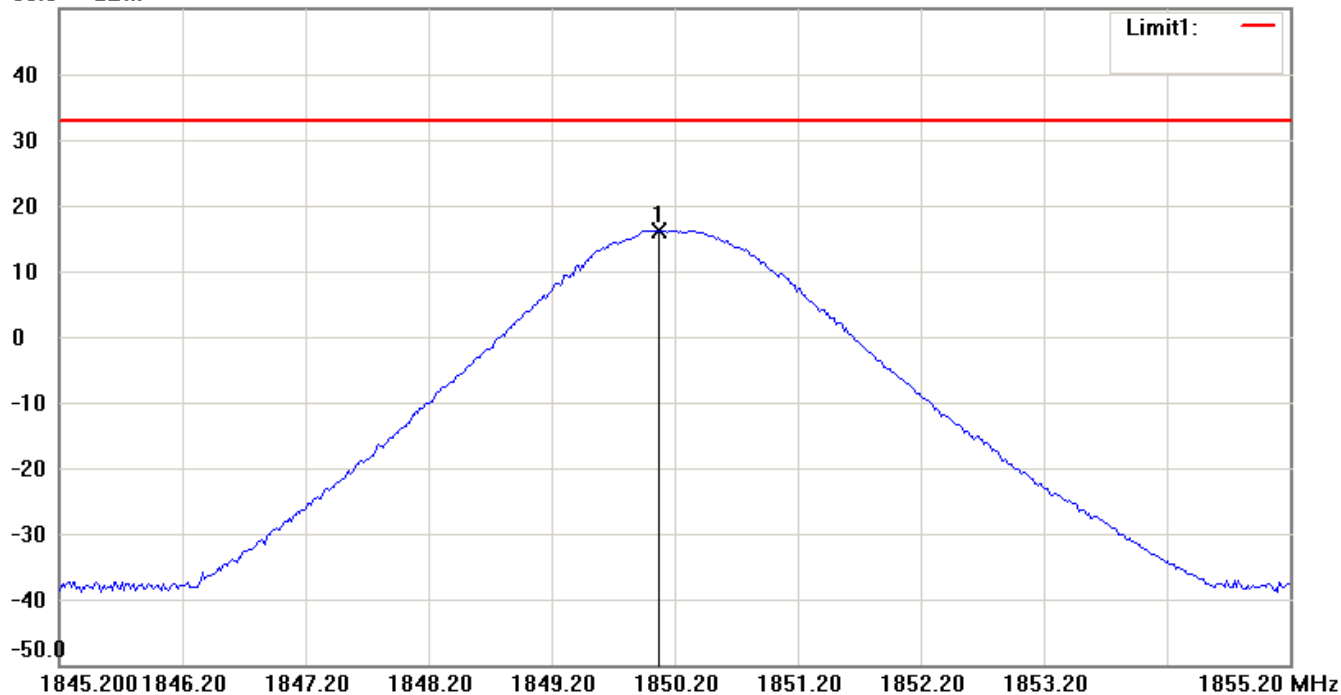
Antenna Polarization H

50.0 dBm




Antenna Polarization V

50.0 dBm



Note:

1. The attached measurement plots are preliminarily pre-scanned with peak detector for determining the final checking frequencies and are for reference only.
2. The some frequencies may exceed the limit line without the specified detectors, but that cannot present the results are failed to the specification of test standard.
3. For corrected test results are listed in the relevant table of radiated test data of this test report.



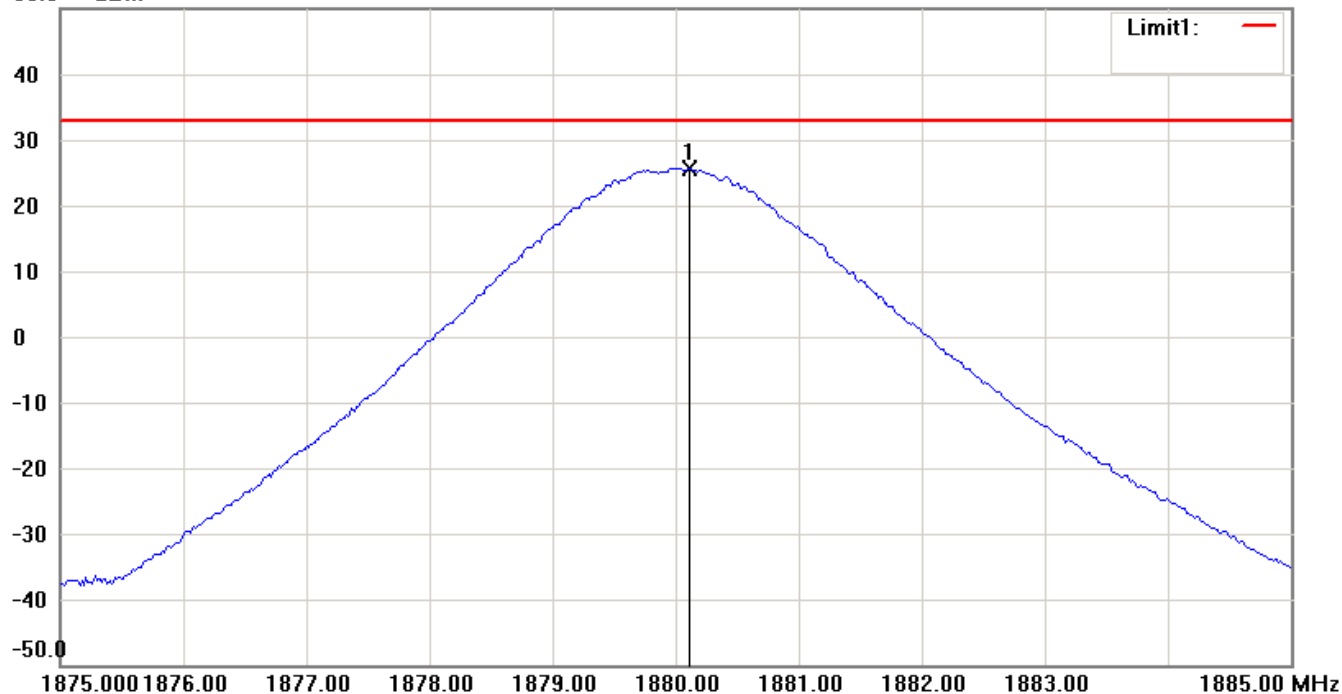
Report Number: W6M21103-11284-P-2224

FCC ID: UZI-PR30

1900 band_ CH 661_3.5 V

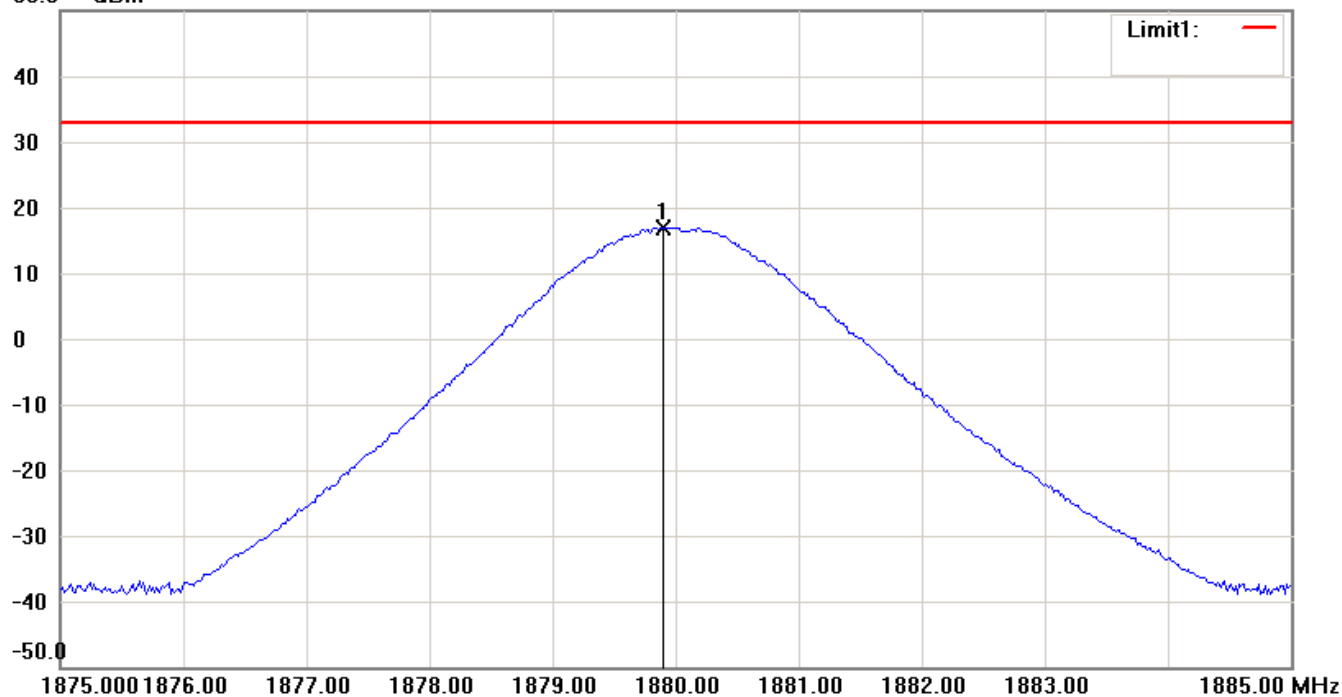
Antenna Polarization H

50.0 dBm




Antenna Polarization V

50.0 dBm



Note:

1. The attached measurement plots are preliminarily pre-scanned with peak detector for determining the final checking frequencies and are for reference only.
2. The some frequencies may exceed the limit line without the specified detectors, but that cannot present the results are failed to the specification of test standard.
3. For corrected test results are listed in the relevant table of radiated test data of this test report.



Worldwide Testing Services(Taiwan) Co., Ltd.

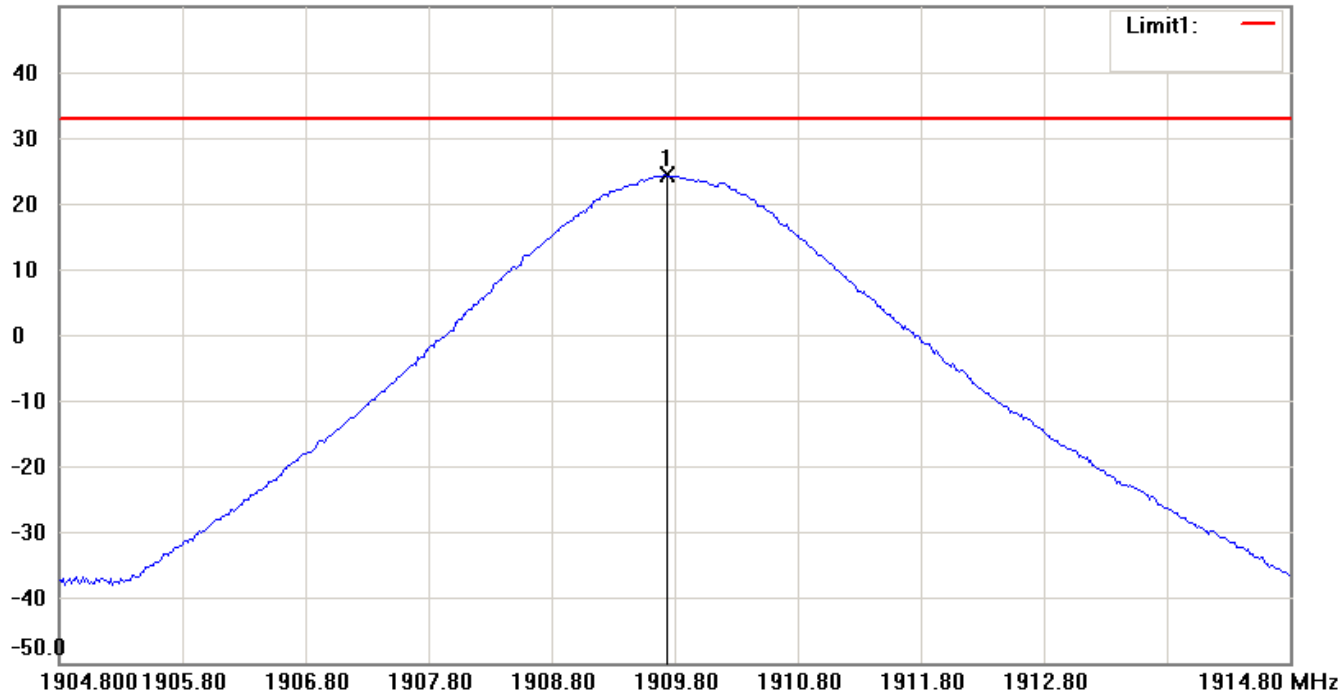
Report Number: W6M21103-11284-P-2224

FCC ID: UZI-PR30

1900 band_ CH 810_3.5 V

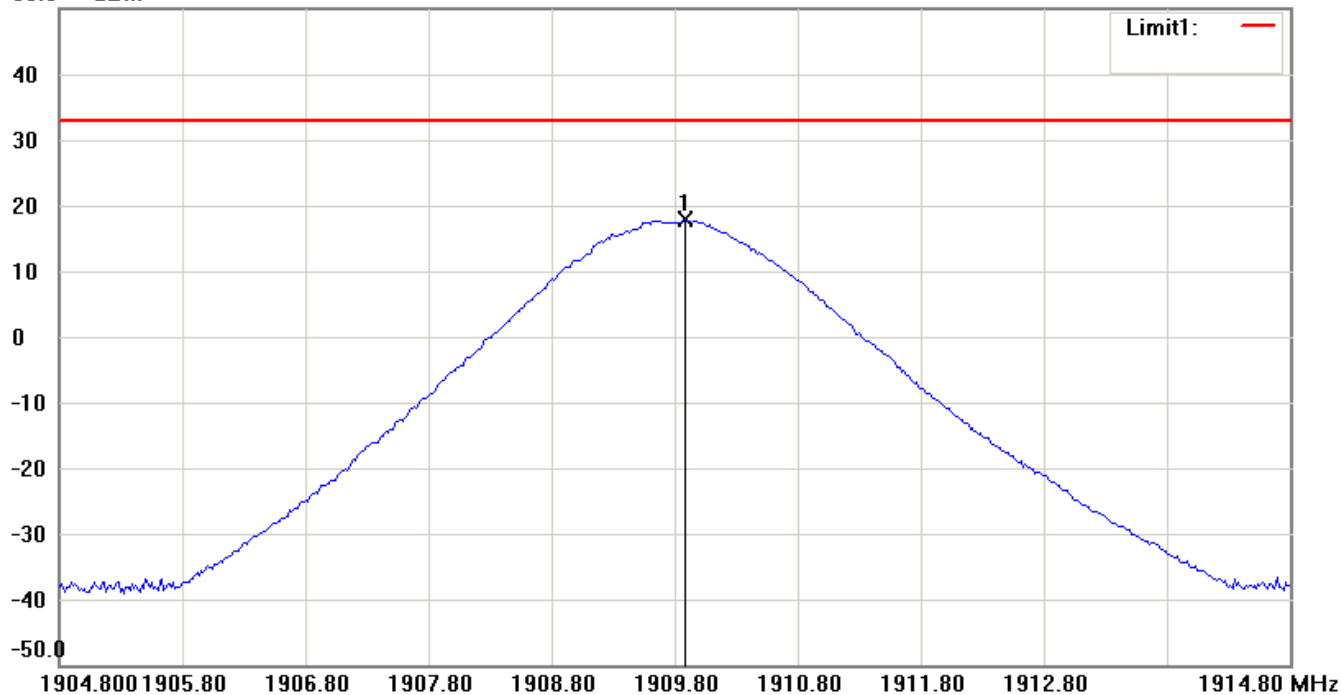
Antenna Polarization H

50.0 dBm



Antenna Polarization V

50.0 dBm



Note:

1. The attached measurement plots are preliminarily pre-scanned with peak detector for determining the final checking frequencies and are for reference only.
2. The some frequencies may exceed the limit line without the specified detectors, but that cannot present the results are failed to the specification of test standard.
3. For corrected test results are listed in the relevant table of radiated test data of this test report.



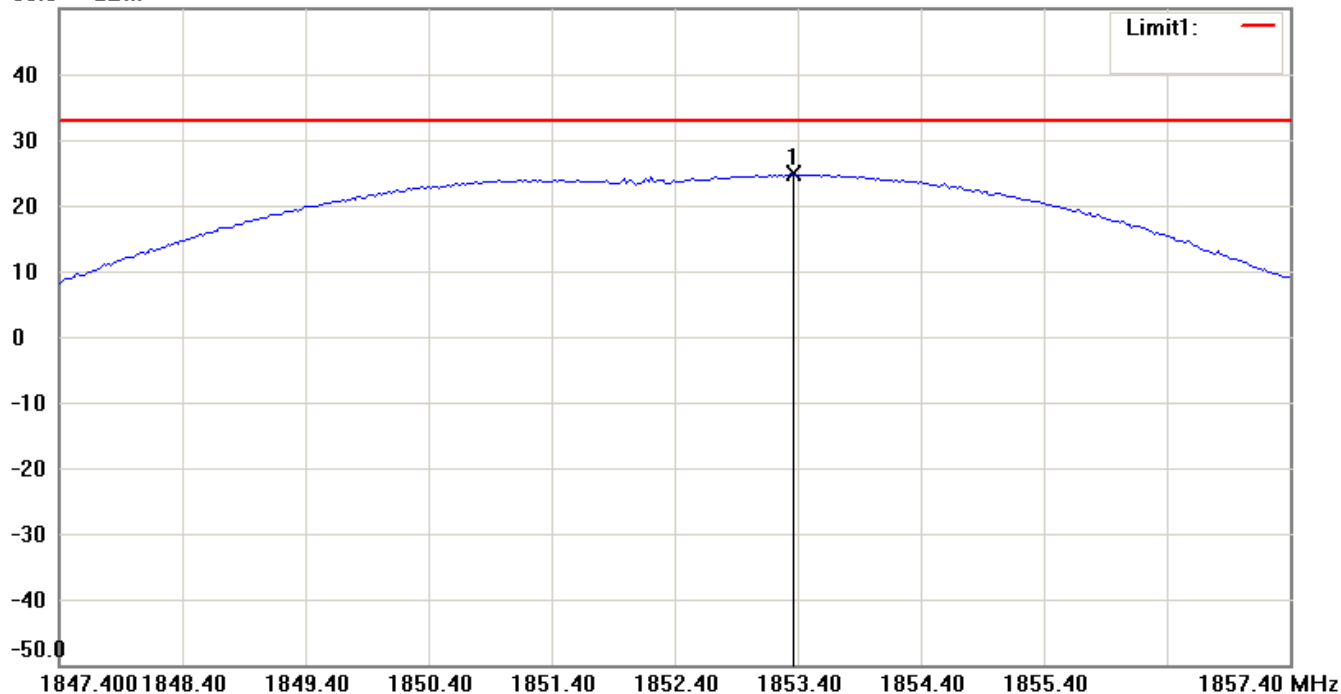
Report Number: W6M21103-11284-P-2224

FCC ID: UZI-PR30

Band II_ CH 9262_4.2 V

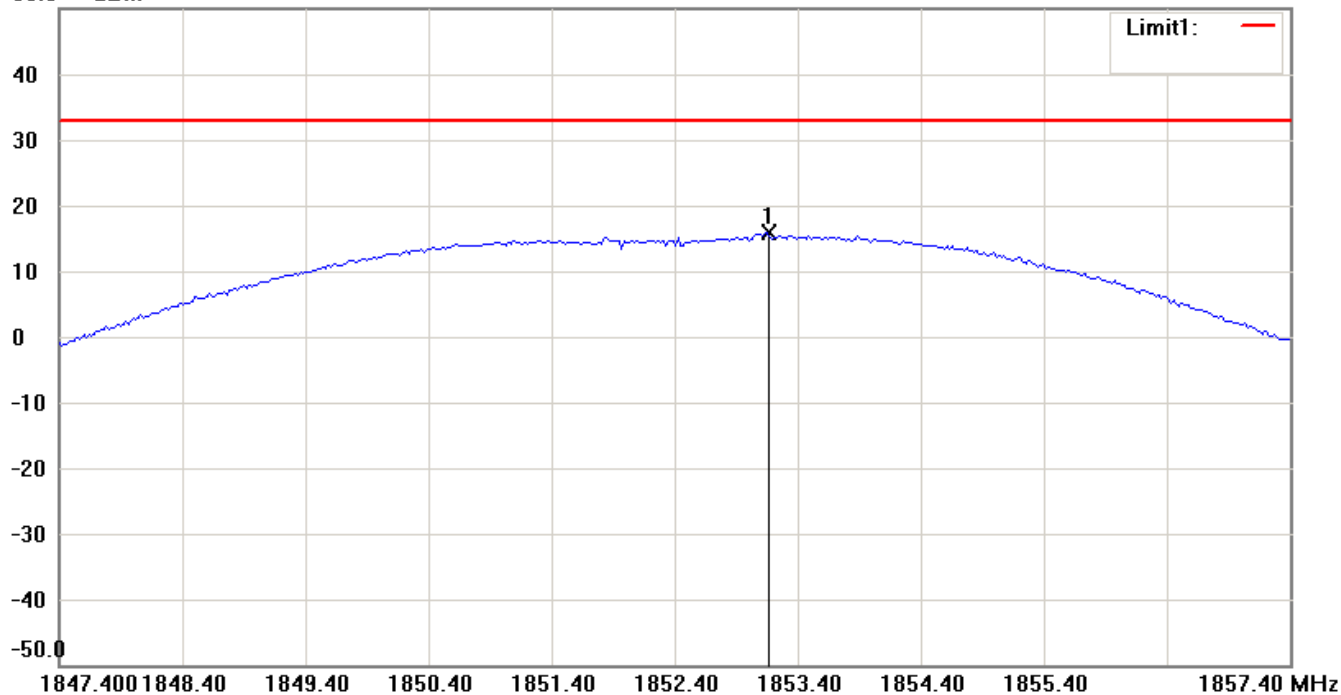
Antenna Polarization H

50.0 dBm




Antenna Polarization V

50.0 dBm



Note:

1. The attached measurement plots are preliminarily pre-scanned with peak detector for determining the final checking frequencies and are for reference only.
2. The some frequencies may exceed the limit line without the specified detectors, but that cannot present the results are failed to the specification of test standard.
3. For corrected test results are listed in the relevant table of radiated test data of this test report.



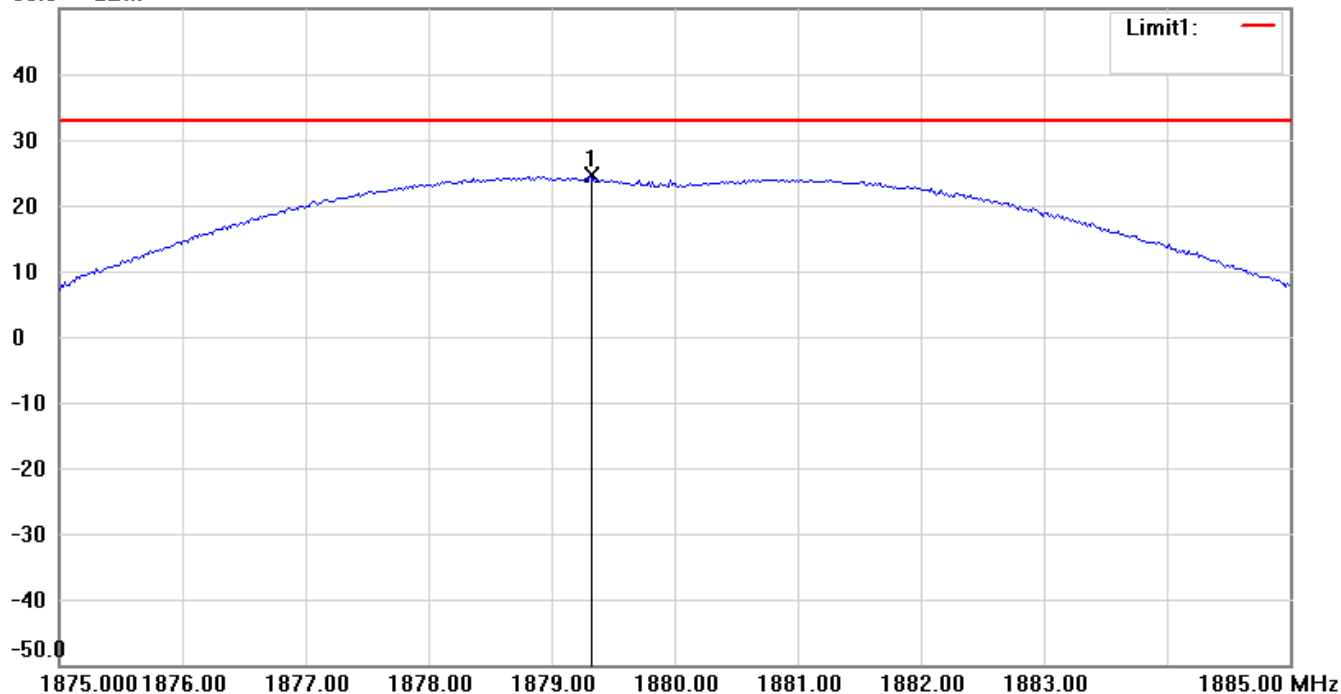
Report Number: W6M21103-11284-P-2224

FCC ID: UZI-PR30

Band II_ CH 9400_4.2 V

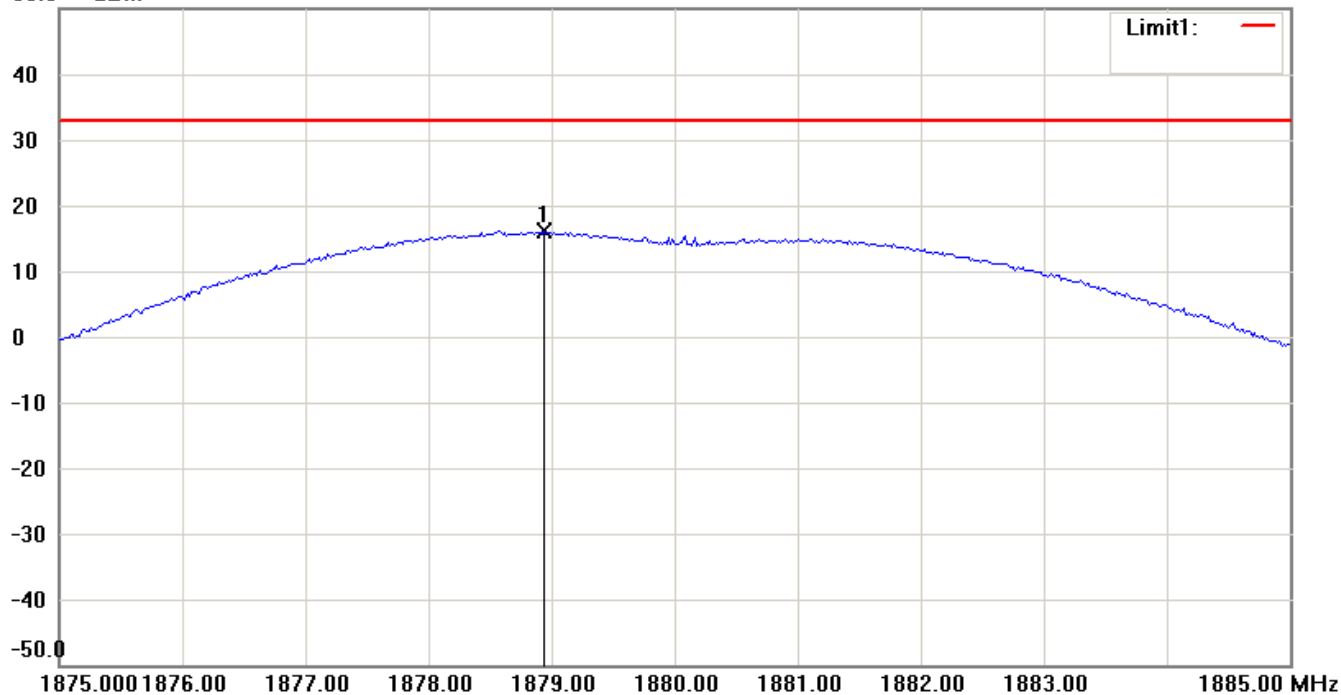
Antenna Polarization H

50.0 dBm




Antenna Polarization V

50.0 dBm



Note:

1. The attached measurement plots are preliminarily pre-scanned with peak detector for determining the final checking frequencies and are for reference only.
2. The some frequencies may exceed the limit line without the specified detectors, but that cannot present the results are failed to the specification of test standard.
3. For corrected test results are listed in the relevant table of radiated test data of this test report.



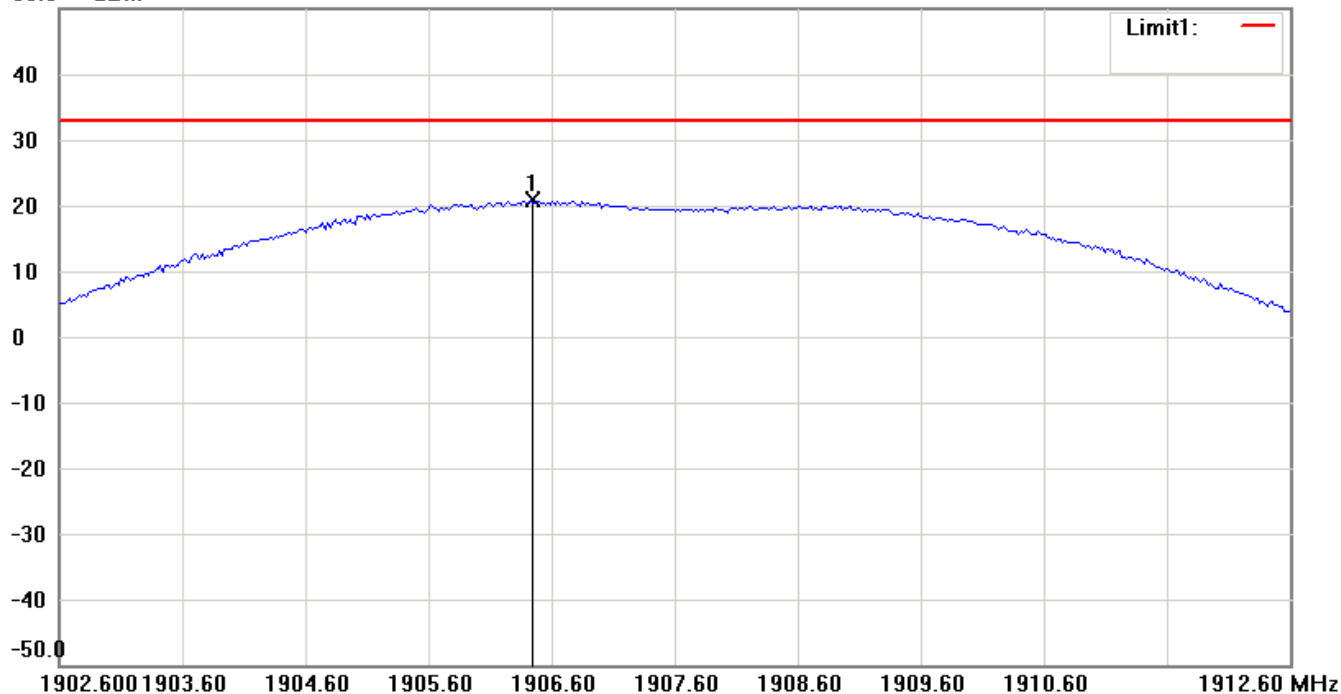
Report Number: W6M21103-11284-P-2224

FCC ID: UZI-PR30

Band II_ CH 9538_4.2 V

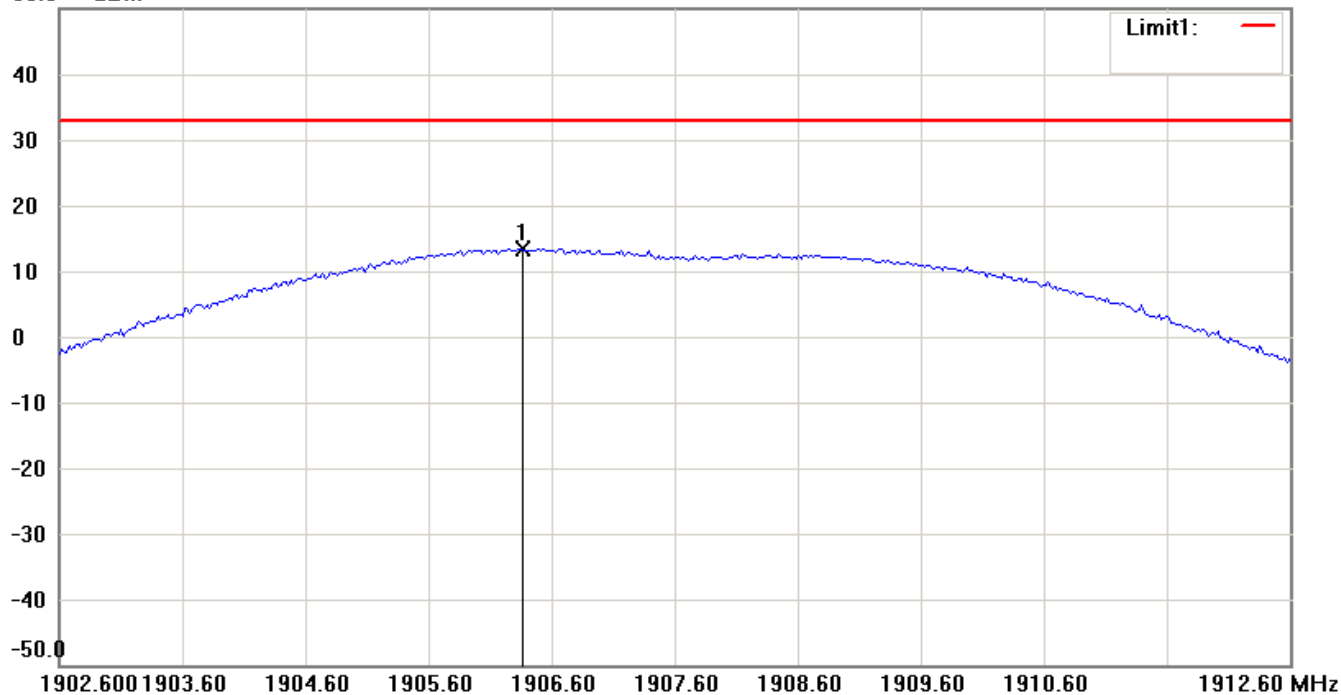
Antenna Polarization H

50.0 dBm




Antenna Polarization V

50.0 dBm



Note:

1. The attached measurement plots are preliminarily pre-scanned with peak detector for determining the final checking frequencies and are for reference only.
2. The some frequencies may exceed the limit line without the specified detectors, but that cannot present the results are failed to the specification of test standard.
3. For corrected test results are listed in the relevant table of radiated test data of this test report.



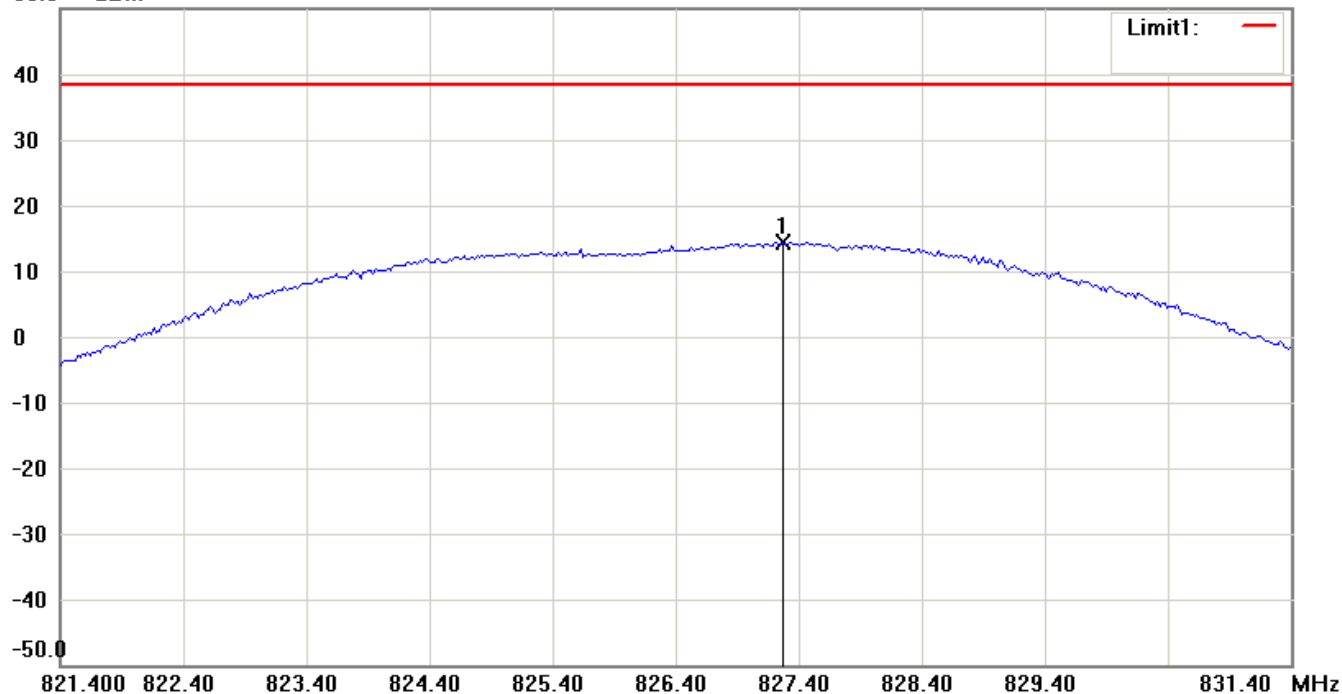
Report Number: W6M21103-11284-P-2224

FCC ID: UZI-PR30

Band V_ CH 4132_4.2 V

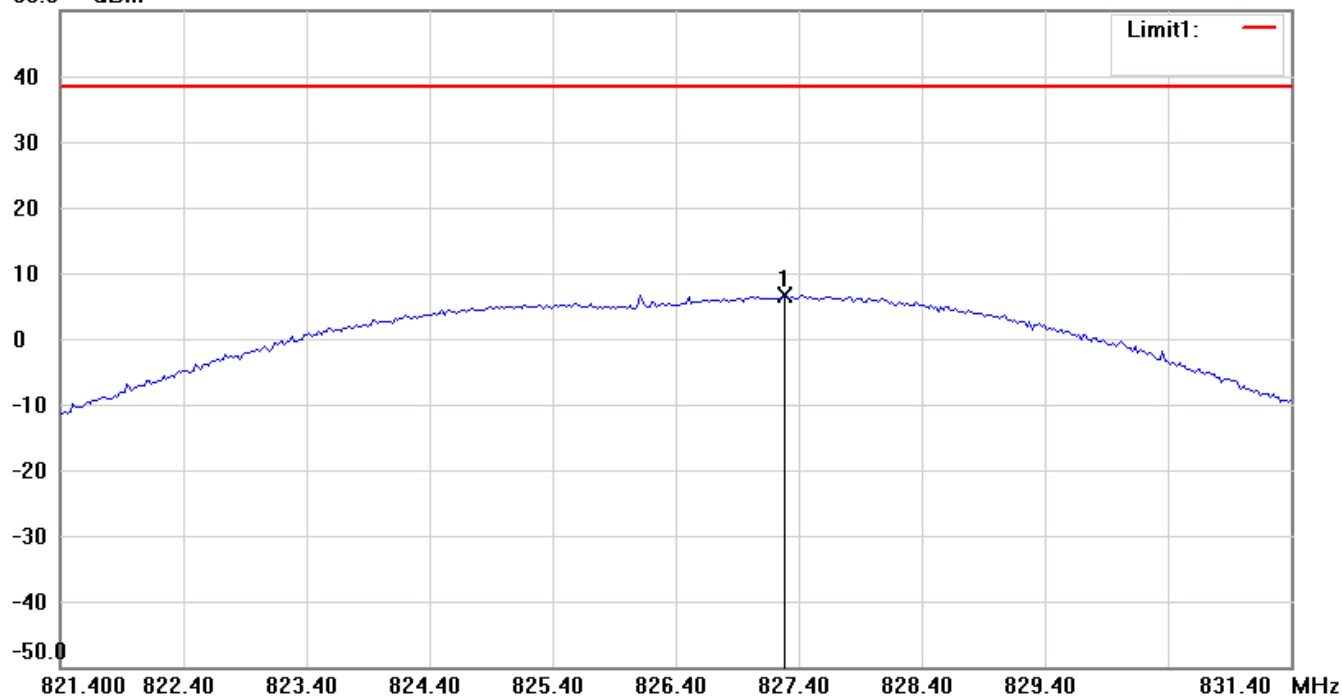
Antenna Polarization H

50.0 dBm




Antenna Polarization V

50.0 dBm



Note:

1. The attached measurement plots are preliminarily pre-scanned with peak detector for determining the final checking frequencies and are for reference only.
2. The some frequencies may exceed the limit line without the specified detectors, but that cannot present the results are failed to the specification of test standard.
3. For corrected test results are listed in the relevant table of radiated test data of this test report.



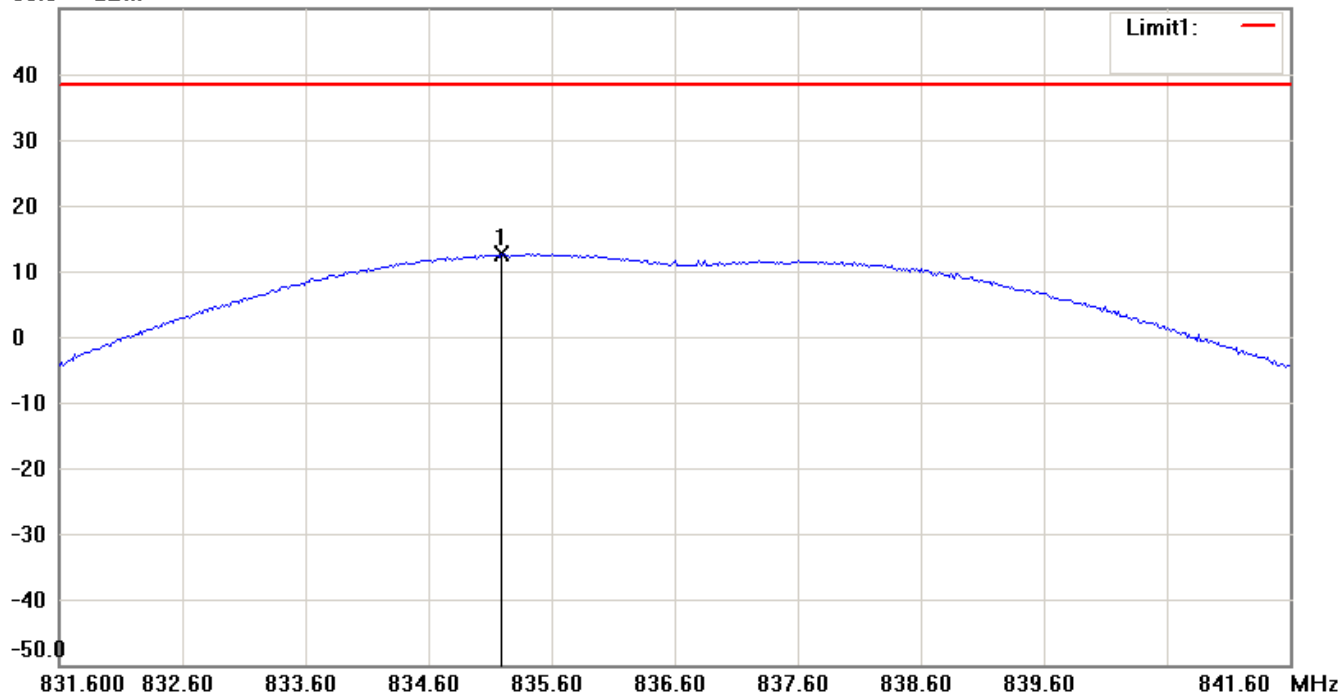
Report Number: W6M21103-11284-P-2224

FCC ID: UZI-PR30

Band II_ CH 4183_4.2 V

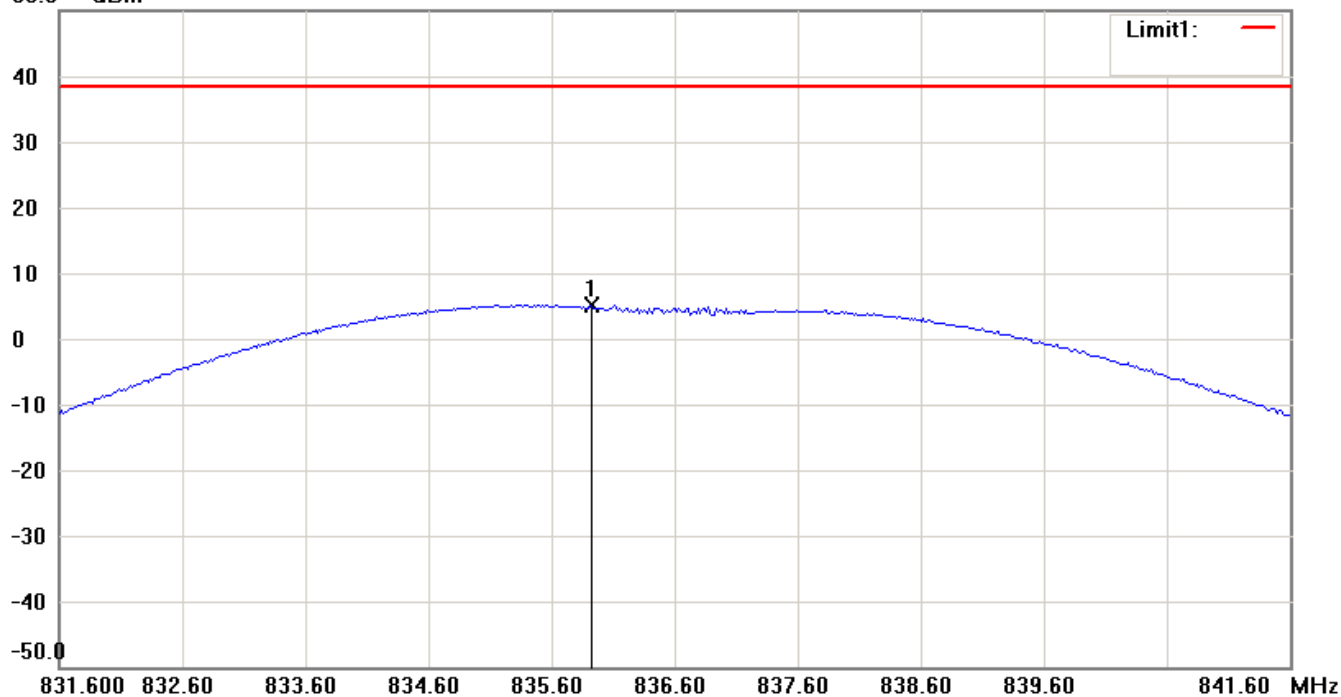
Antenna Polarization H

50.0 dBm




Antenna Polarization V

50.0 dBm



Note:

1. The attached measurement plots are preliminarily pre-scanned with peak detector for determining the final checking frequencies and are for reference only.
2. The some frequencies may exceed the limit line without the specified detectors, but that cannot present the results are failed to the specification of test standard.
3. For corrected test results are listed in the relevant table of radiated test data of this test report.



Worldwide Testing Services(Taiwan) Co., Ltd.

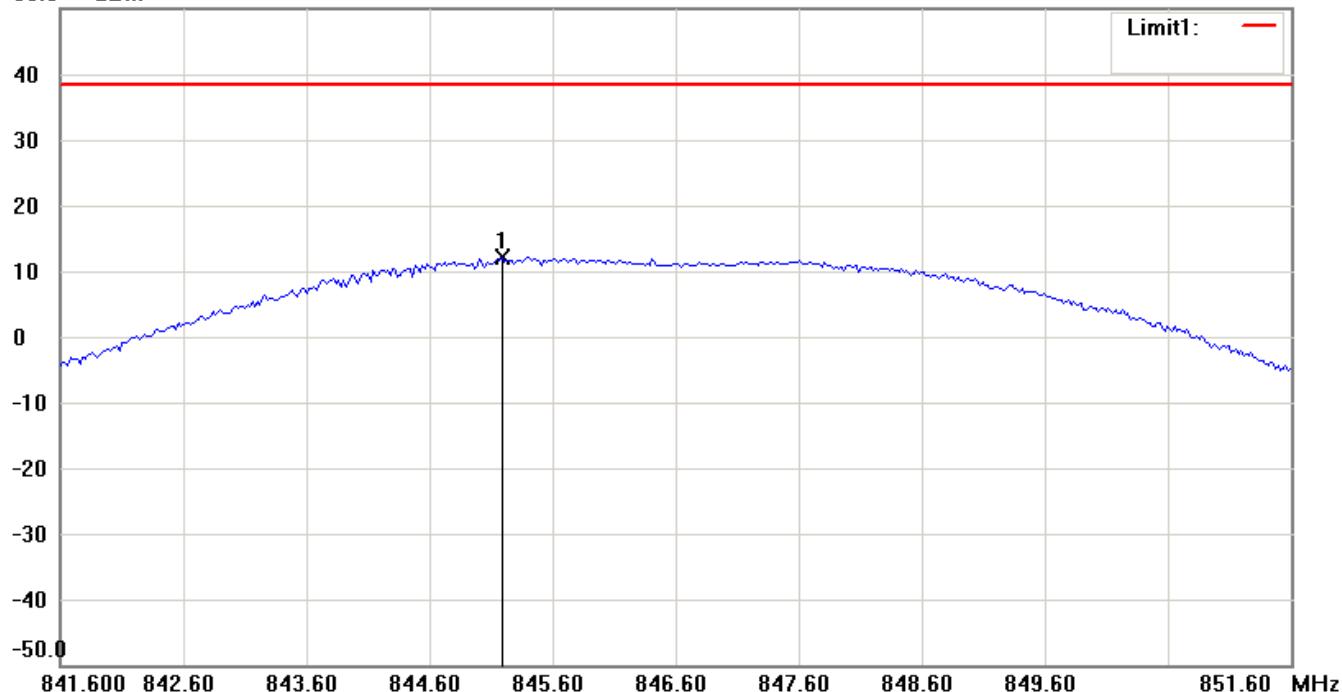
Report Number: W6M21103-11284-P-2224

FCC ID: UZI-PR30

Band II_ CH 4233_4.2 V

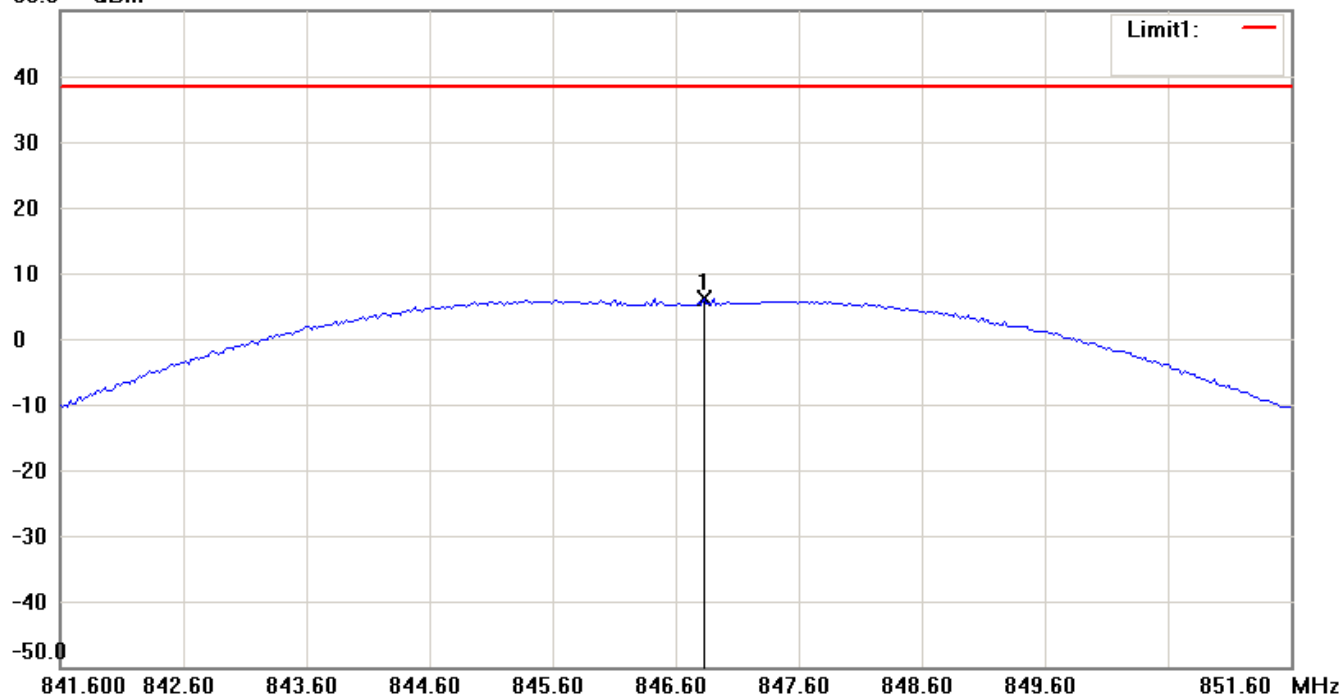
Antenna Polarization H

50.0 dBm



Antenna Polarization V

50.0 dBm



Note:

1. The attached measurement plots are preliminarily pre-scanned with peak detector for determining the final checking frequencies and are for reference only.
2. The some frequencies may exceed the limit line without the specified detectors, but that cannot present the results are failed to the specification of test standard.
3. For corrected test results are listed in the relevant table of radiated test data of this test report.



Worldwide Testing Services(Taiwan) Co., Ltd.

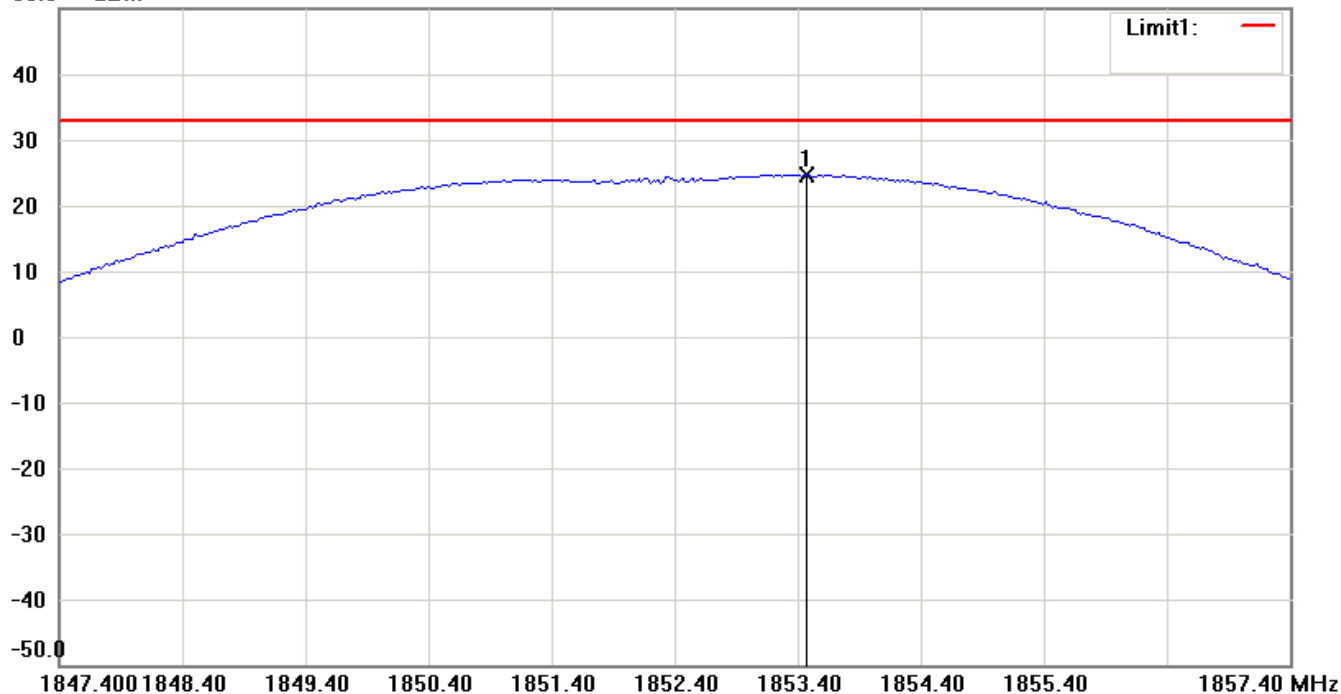
Report Number: W6M21103-11284-P-2224

FCC ID: UZI-PR30

Band II_ CH 9262_3.5 V

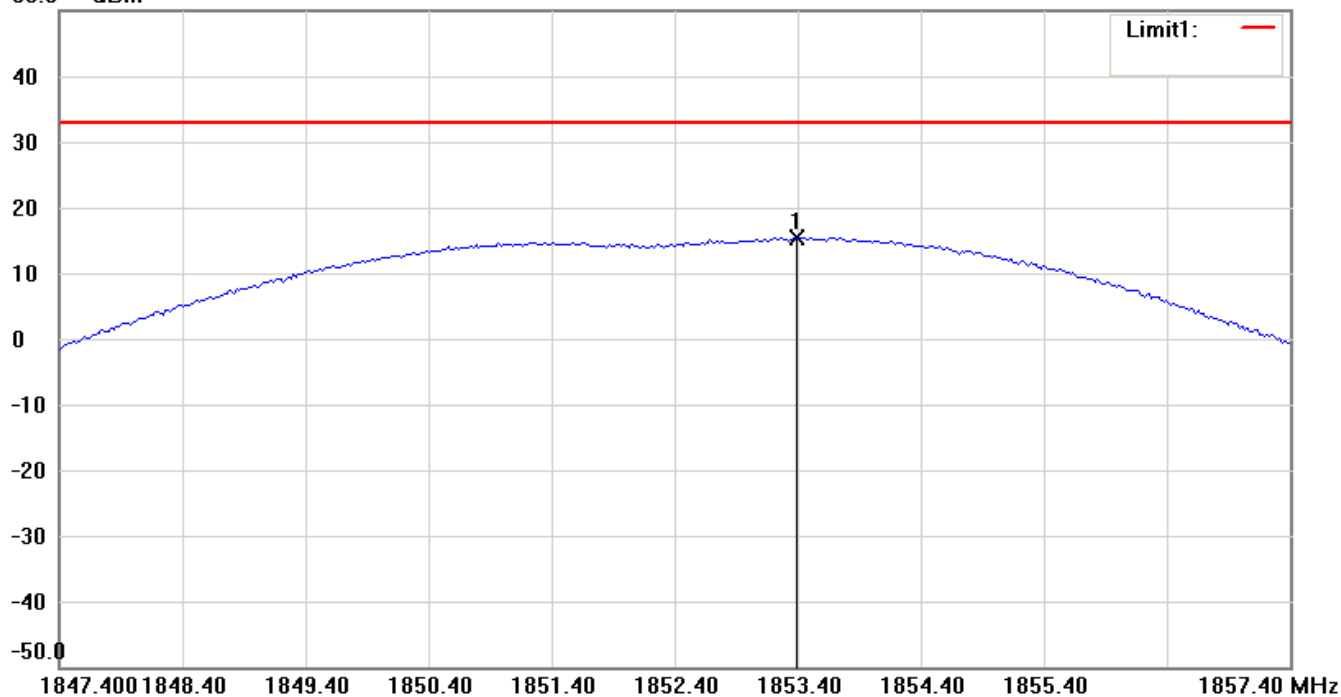
Antenna Polarization H

50.0 dBm




Antenna Polarization V

50.0 dBm



Note:

1. The attached measurement plots are preliminarily pre-scanned with peak detector for determining the final checking frequencies and are for reference only.
2. The some frequencies may exceed the limit line without the specified detectors, but that cannot present the results are failed to the specification of test standard.
3. For corrected test results are listed in the relevant table of radiated test data of this test report.



Worldwide Testing Services(Taiwan) Co., Ltd.

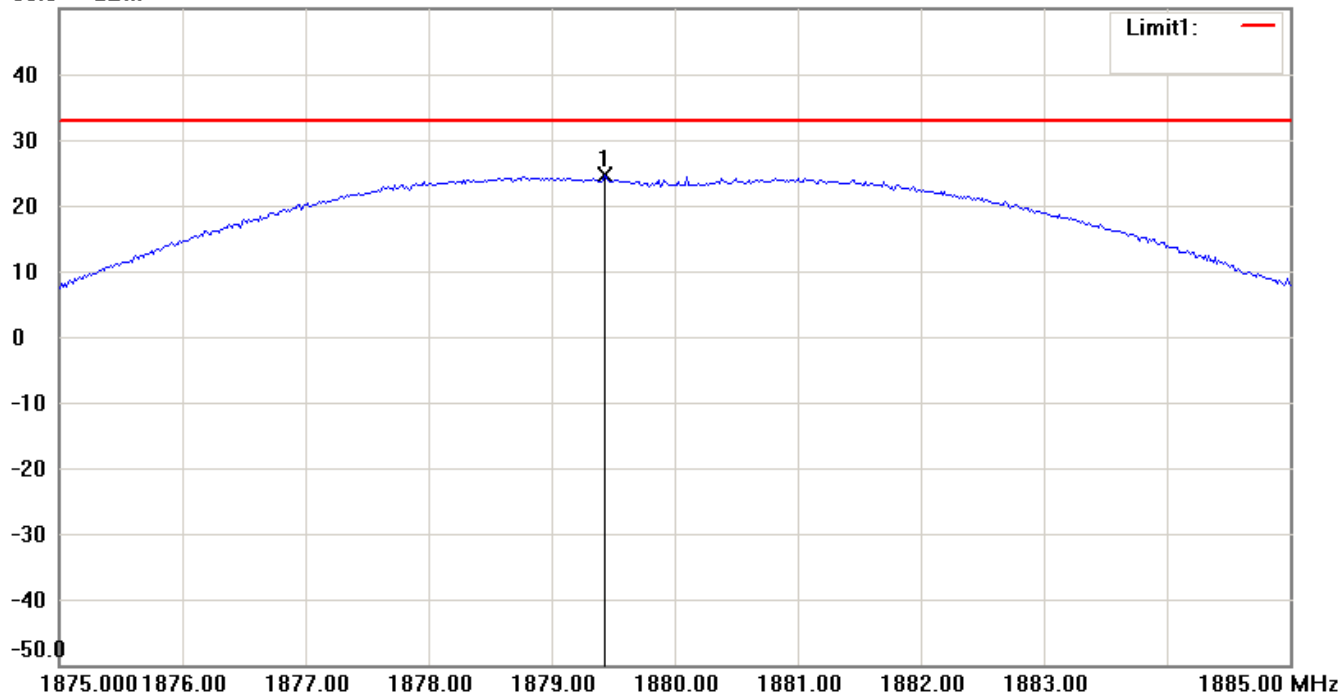
Report Number: W6M21103-11284-P-2224

FCC ID: UZI-PR30

Band II_ CH 9400_3.5 V

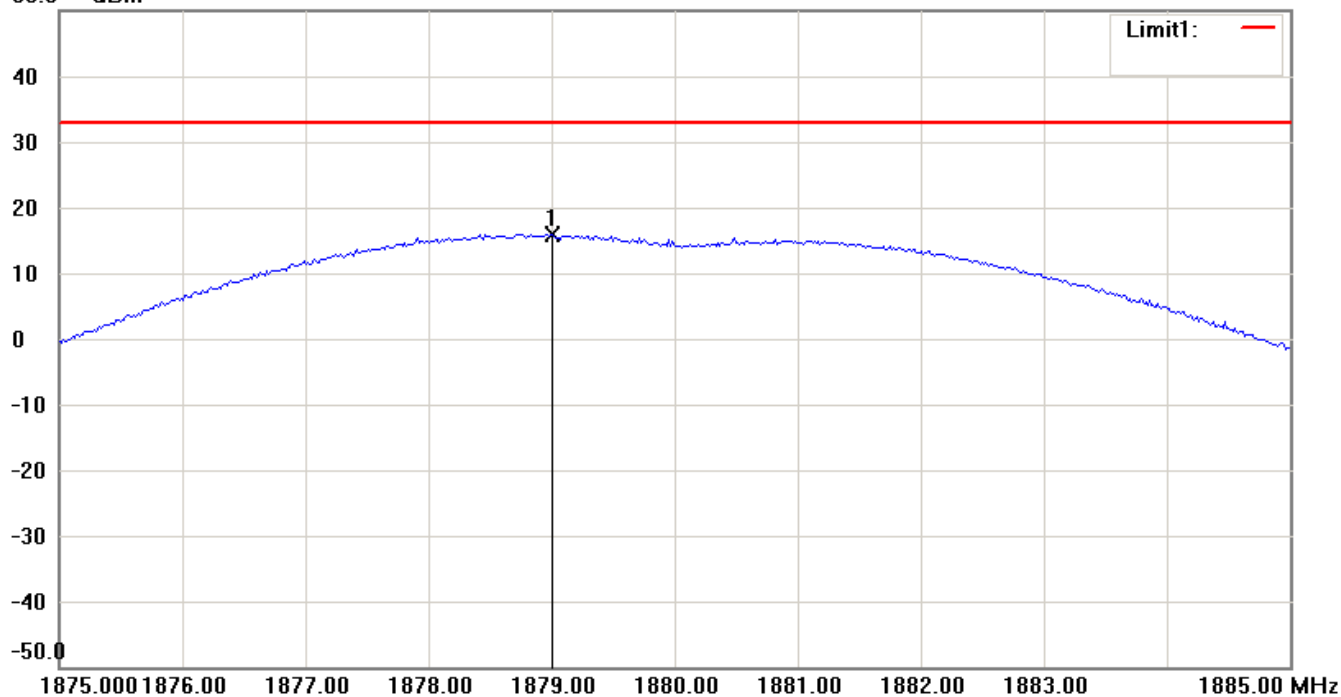
Antenna Polarization H

50.0 dBm



Antenna Polarization V

50.0 dBm



Note:

1. The attached measurement plots are preliminarily pre-scanned with peak detector for determining the final checking frequencies and are for reference only.
2. The some frequencies may exceed the limit line without the specified detectors, but that cannot present the results are failed to the specification of test standard.
3. For corrected test results are listed in the relevant table of radiated test data of this test report.



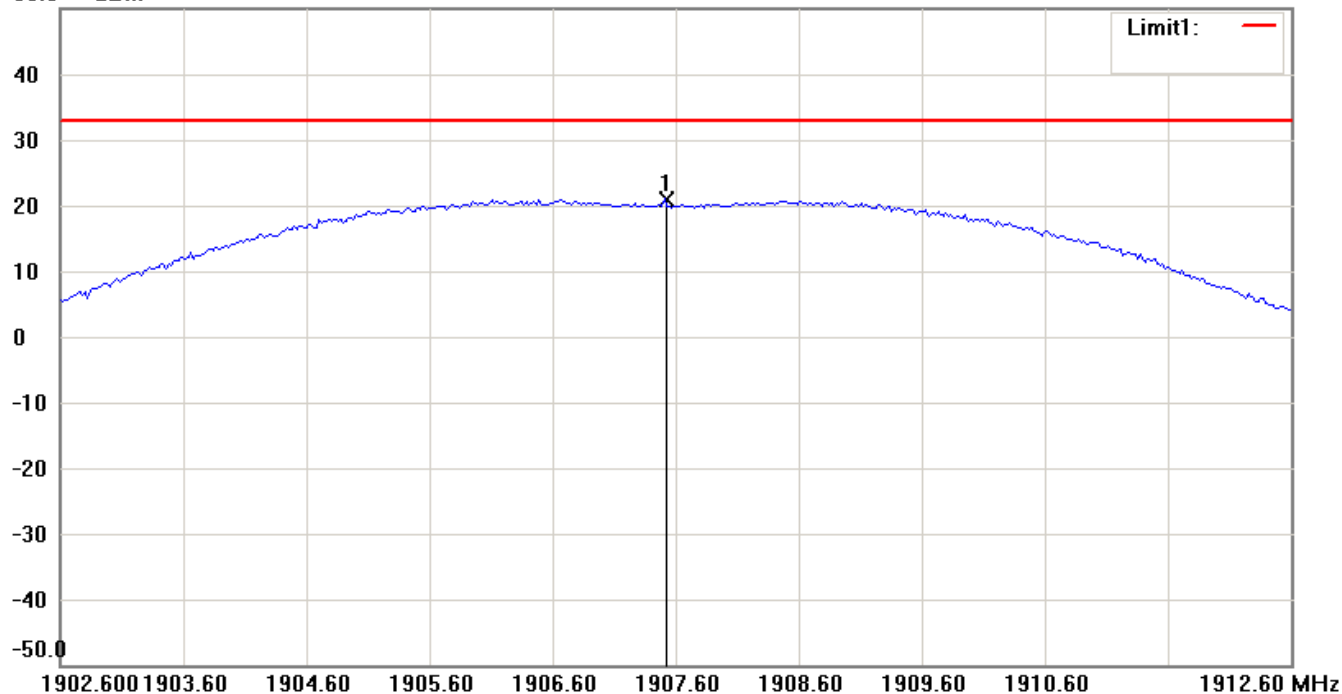
Report Number: W6M21103-11284-P-2224

FCC ID: UZI-PR30

Band II_ CH 9538_3.5 V

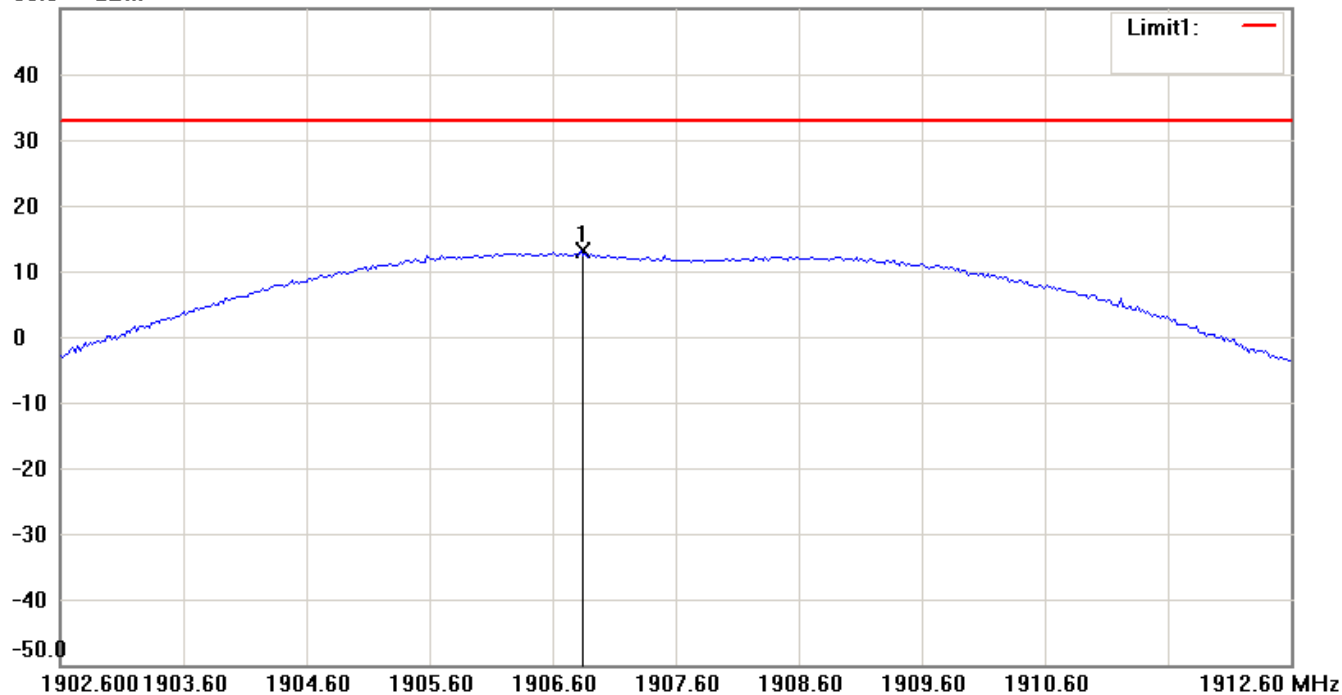
Antenna Polarization H

50.0 dBm




Antenna Polarization V

50.0 dBm



Note:

1. The attached measurement plots are preliminarily pre-scanned with peak detector for determining the final checking frequencies and are for reference only.
2. The some frequencies may exceed the limit line without the specified detectors, but that cannot present the results are failed to the specification of test standard.
3. For corrected test results are listed in the relevant table of radiated test data of this test report.



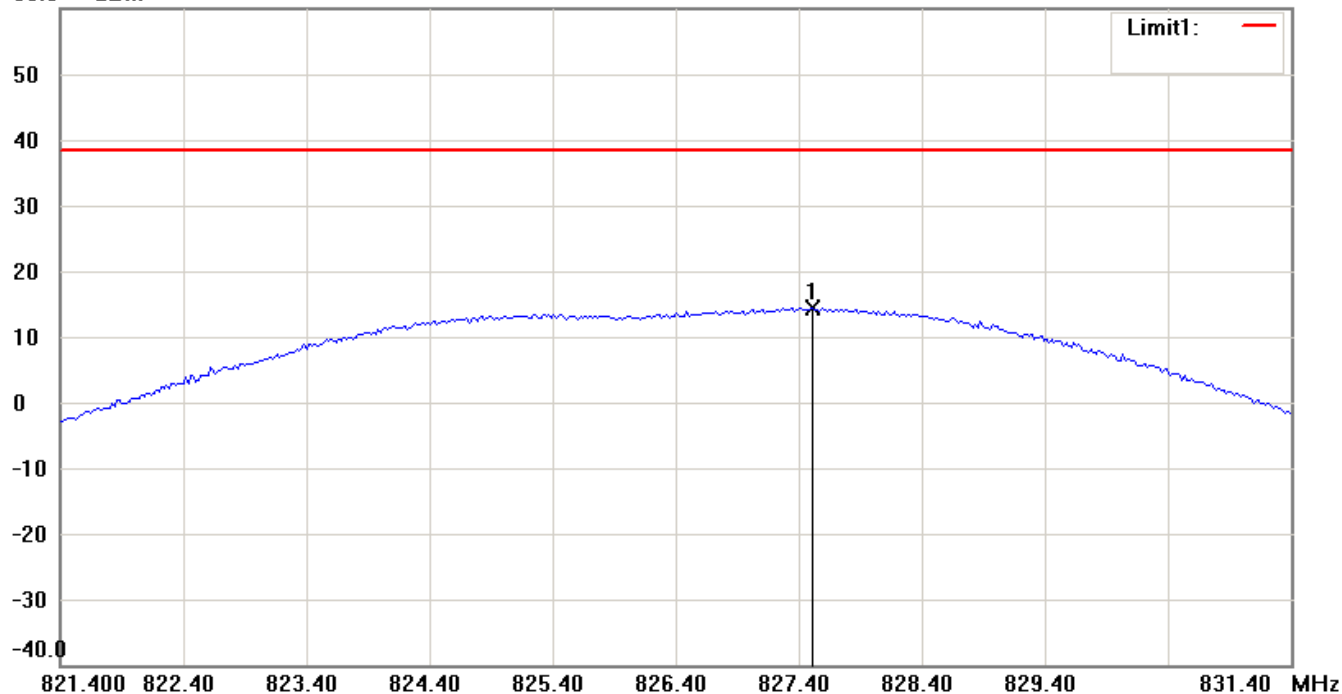
Report Number: W6M21103-11284-P-2224

FCC ID: UZI-PR30

Band V_ CH 4132_3.5 V

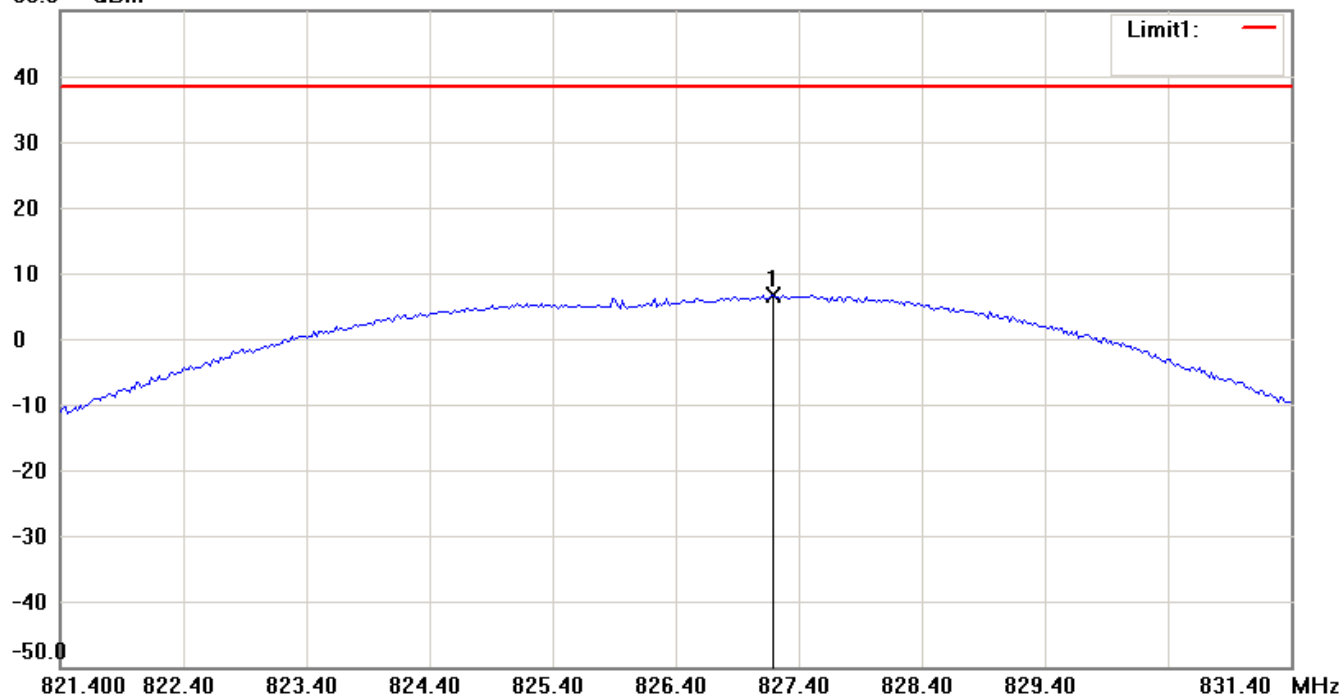
Antenna Polarization H

60.0 dBm




Antenna Polarization V

50.0 dBm



Note:

1. The attached measurement plots are preliminarily pre-scanned with peak detector for determining the final checking frequencies and are for reference only.
2. The some frequencies may exceed the limit line without the specified detectors, but that cannot present the results are failed to the specification of test standard.
3. For corrected test results are listed in the relevant table of radiated test data of this test report.



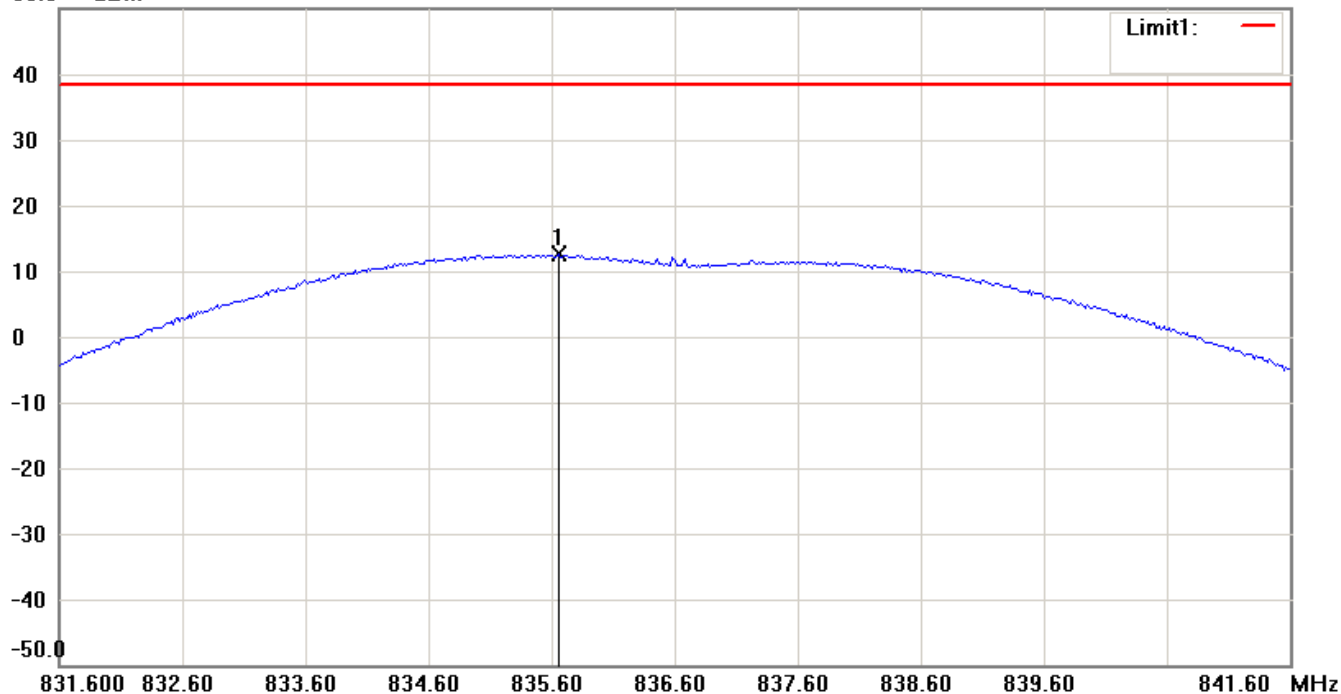
Report Number: W6M21103-11284-P-2224

FCC ID: UZI-PR30

Band II_ CH 4183_3.5 V

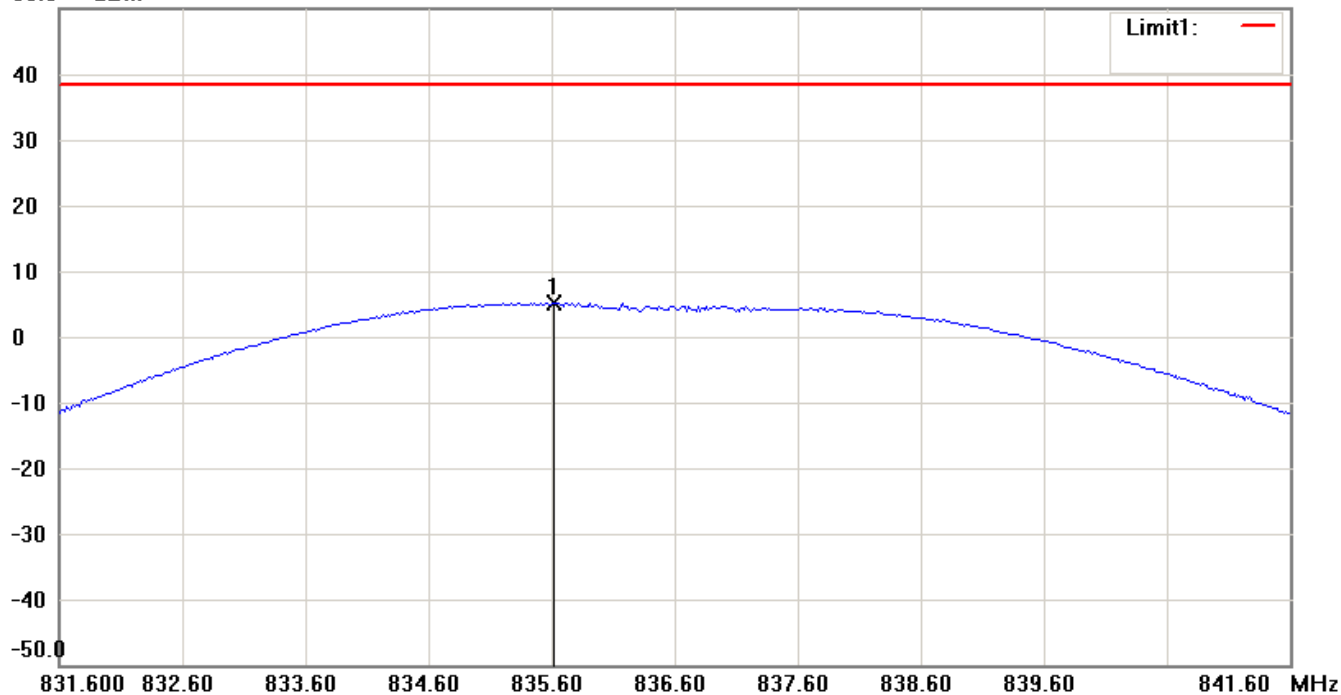
Antenna Polarization H

50.0 dBm




Antenna Polarization V

50.0 dBm



Note:

1. The attached measurement plots are preliminarily pre-scanned with peak detector for determining the final checking frequencies and are for reference only.
2. The some frequencies may exceed the limit line without the specified detectors, but that cannot present the results are failed to the specification of test standard.
3. For corrected test results are listed in the relevant table of radiated test data of this test report.



Worldwide Testing Services(Taiwan) Co., Ltd.

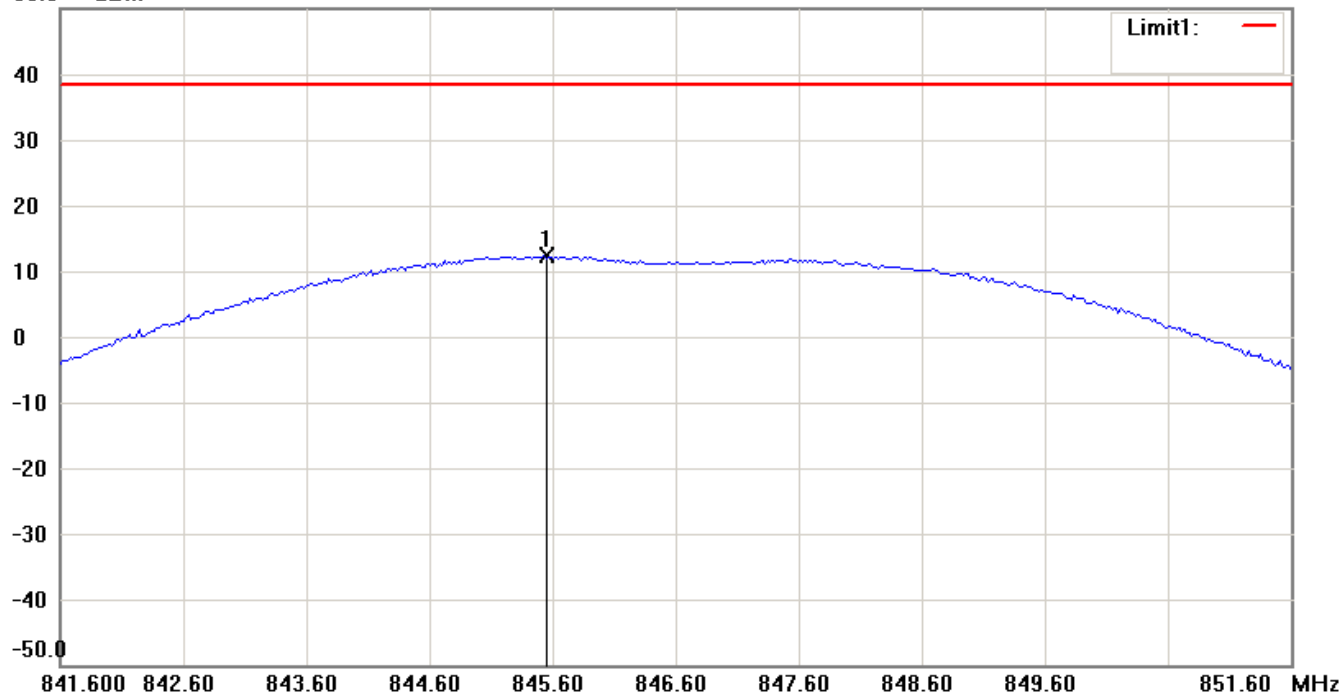
Report Number: W6M21103-11284-P-2224

FCC ID: UZI-PR30

Band II_ CH 4233_3.5 V

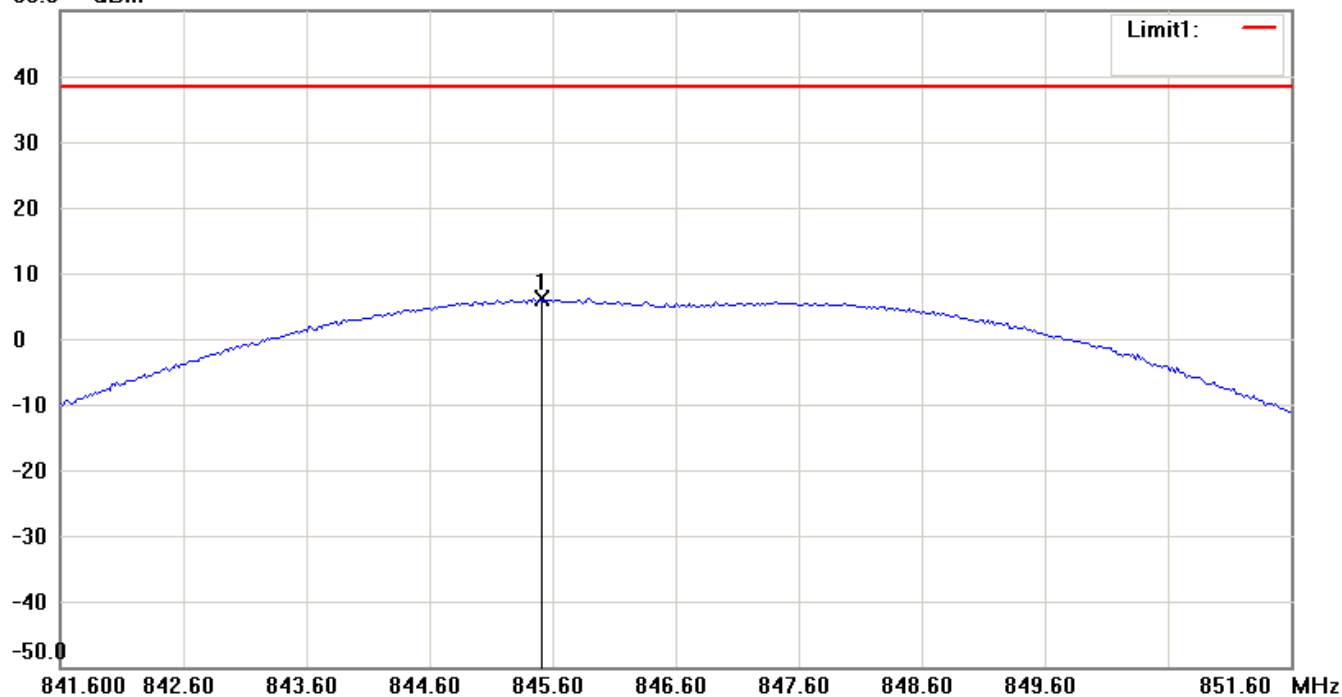
Antenna Polarization H

50.0 dBm




Antenna Polarization V

50.0 dBm



Note:

1. The attached measurement plots are preliminarily pre-scanned with peak detector for determining the final checking frequencies and are for reference only.
2. The some frequencies may exceed the limit line without the specified detectors, but that cannot present the results are failed to the specification of test standard.
3. For corrected test results are listed in the relevant table of radiated test data of this test report.



Worldwide Testing Services(Taiwan) Co., Ltd.

Report Number: W6M21103-11284-P-2224

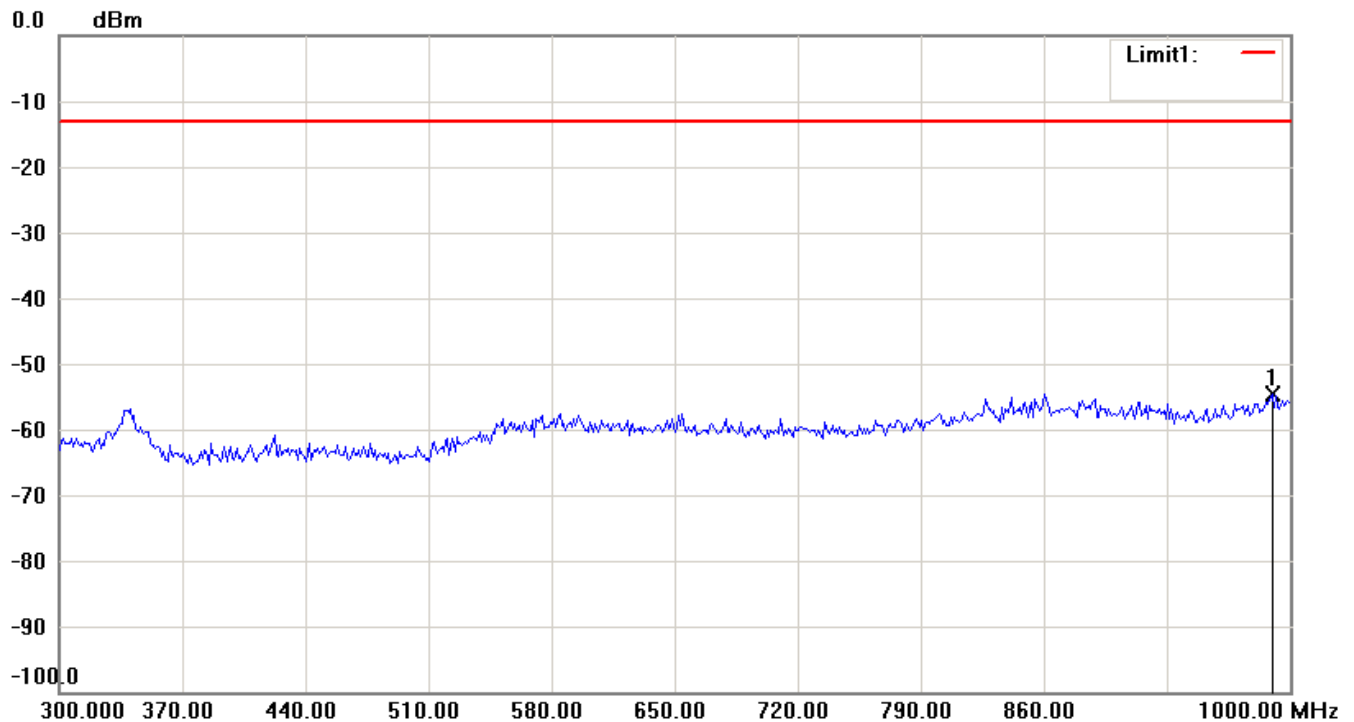
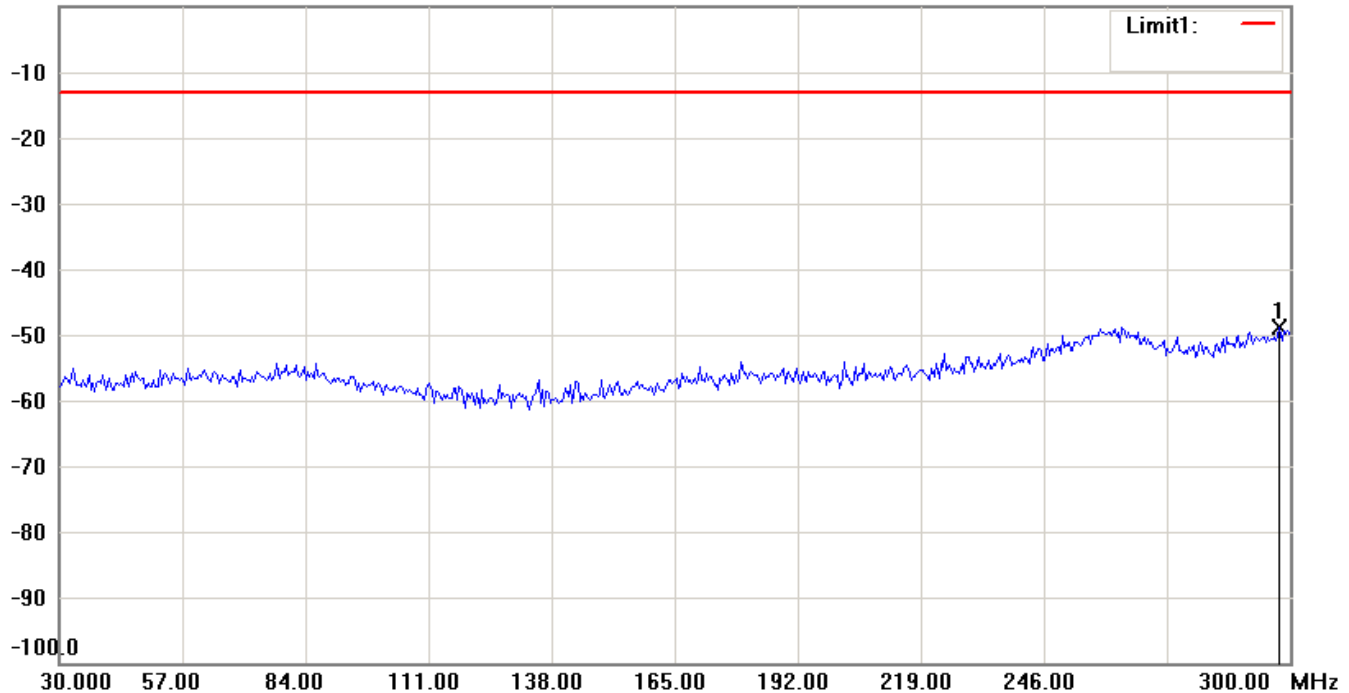
FCC ID: UZI-PR30

Filed Strength of Spurious Emission

850 band_ CH 128_4.2 V

Antenna Polarization H

0.0 dBm




Up Line: Peak Limit Line

Down Line: Ave Limit Line

Note:

1. The attached measurement plots are preliminarily pre-scanned with peak detector for determining the final checking frequencies and are for reference only.
2. The some frequencies may exceed the limit line without the specified detectors, but that cannot present the results are failed to the specification of test standard.
3. For corrected test results are listed in the relevant table of radiated test data of this test report.

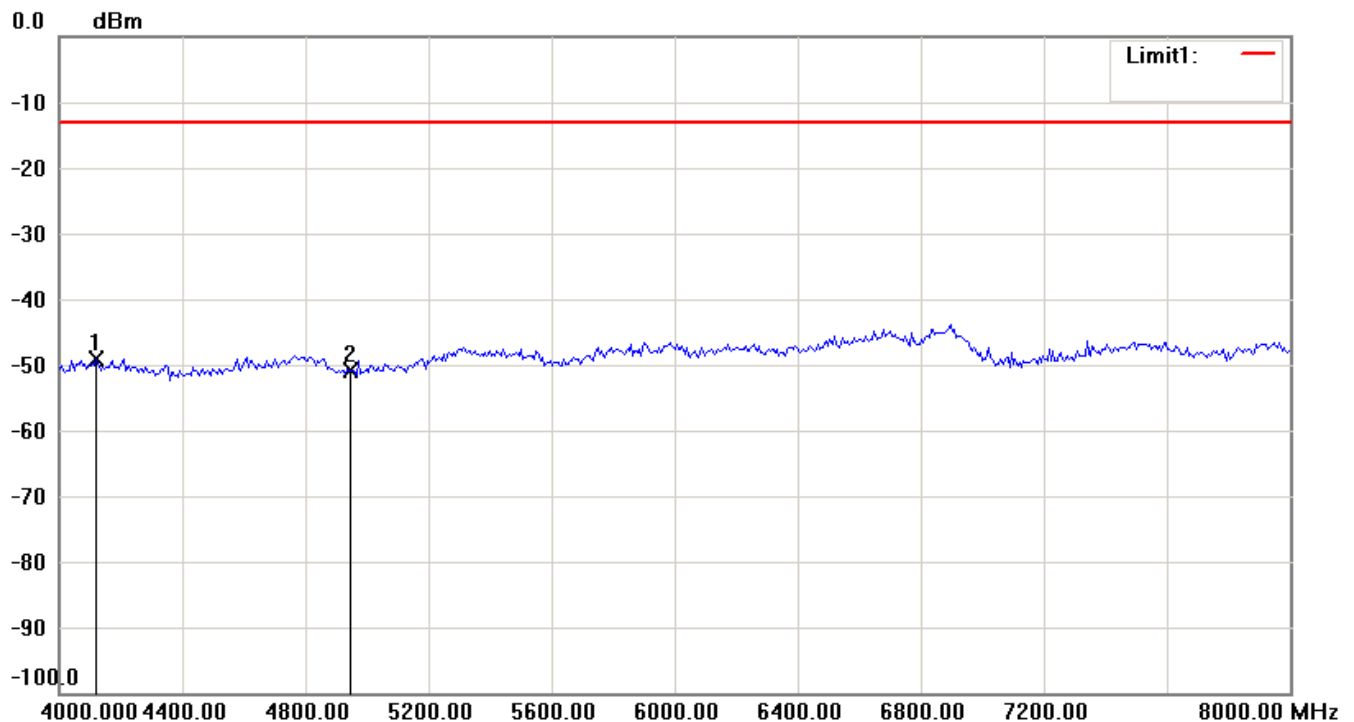
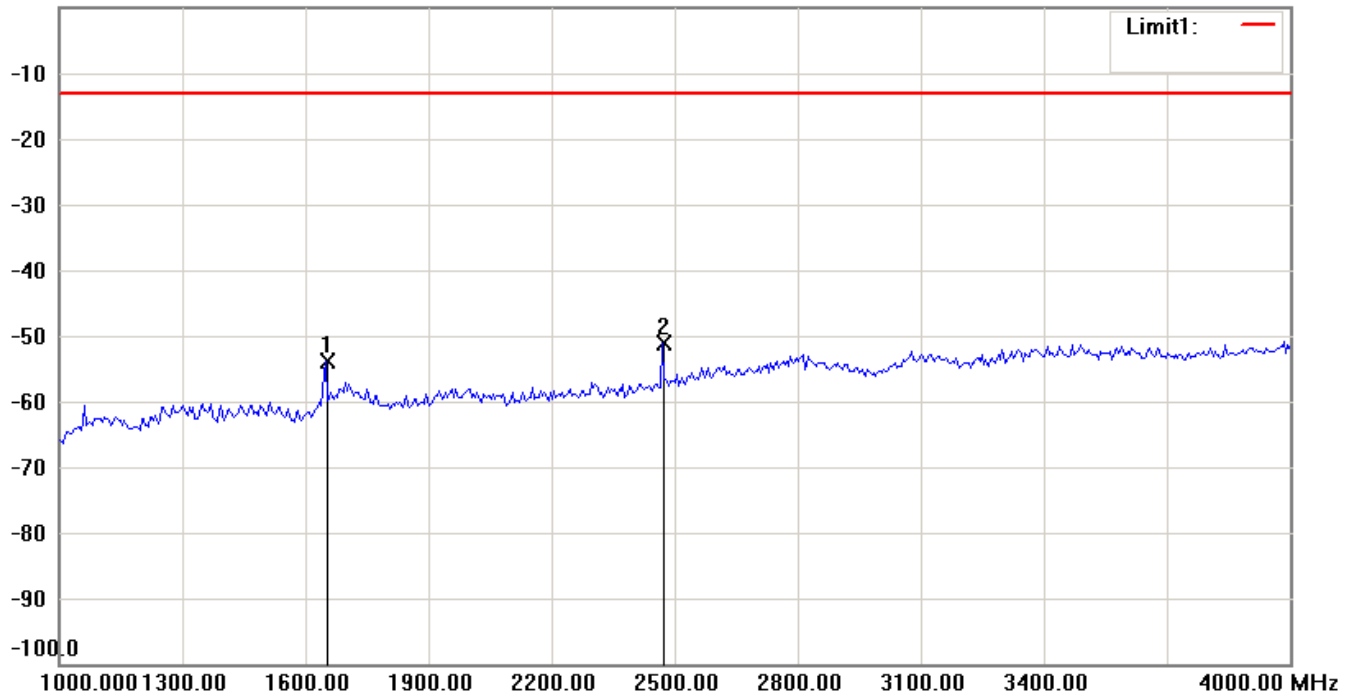


Worldwide Testing Services(Taiwan) Co., Ltd.

Report Number: W6M21103-11284-P-2224

FCC ID: UZI-PR30

0.0 dBm



Up Line: Peak Limit Line

Down Line: Ave Limit Line

Note:

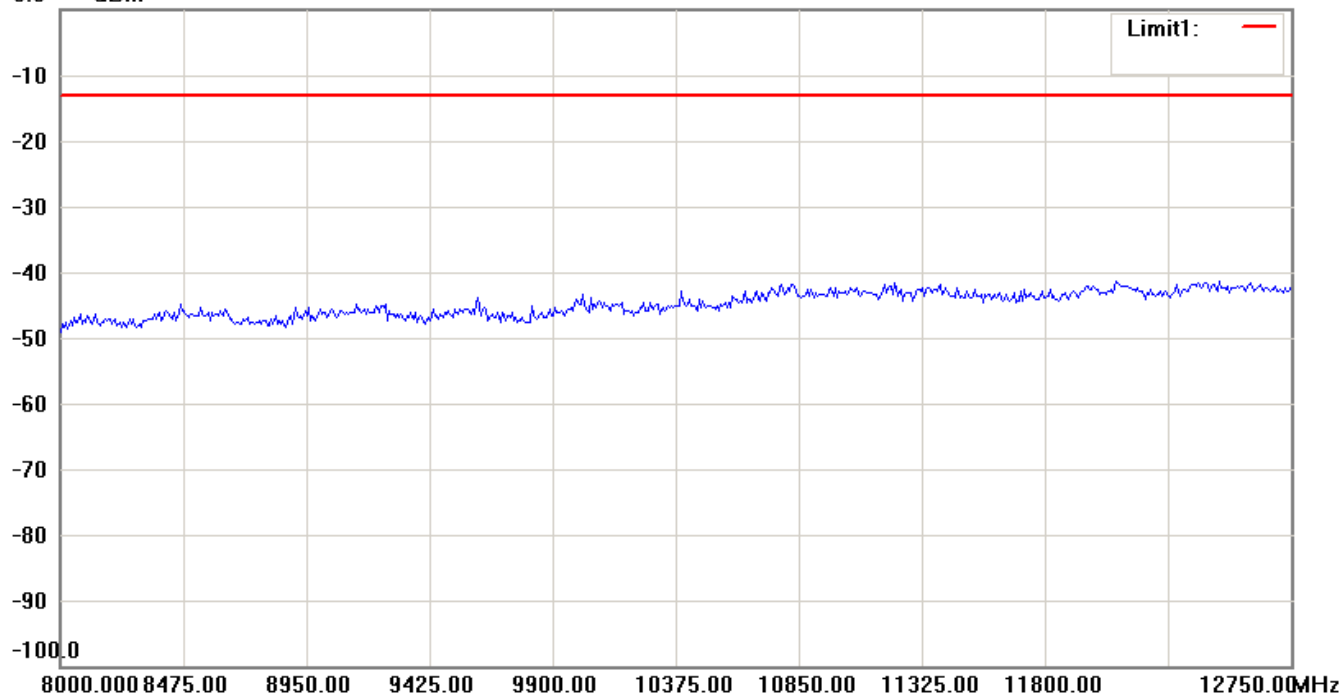
1. The attached measurement plots are preliminarily pre-scanned with peak detector for determining the final checking frequencies and are for reference only.
2. The some frequencies may exceed the limit line without the specified detectors, but that cannot present the results are failed to the specification of test standard.
3. For corrected test results are listed in the relevant table of radiated test data of this test report.



Report Number: W6M21103-11284-P-2224

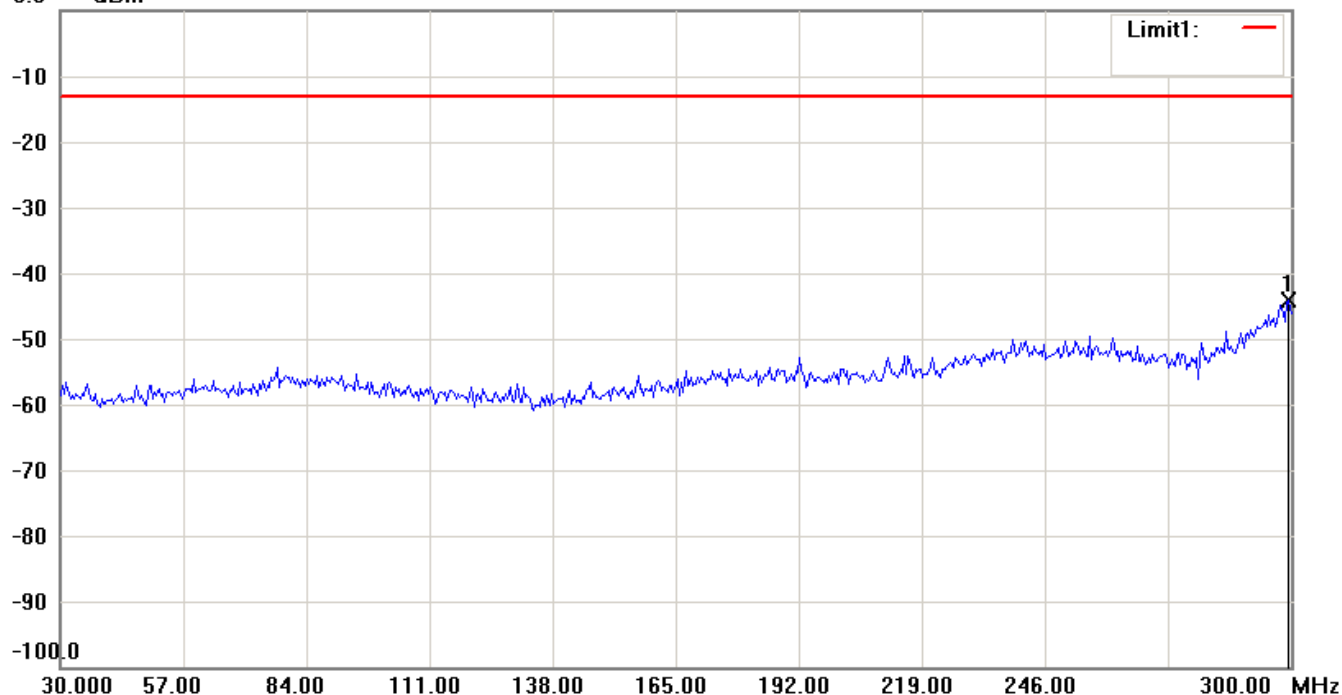
FCC ID: UZI-PR30

0.0 dBm



Antenna Polarization V

0.0 dBm




Up Line: Peak Limit Line

Down Line: Ave Limit Line

Note:

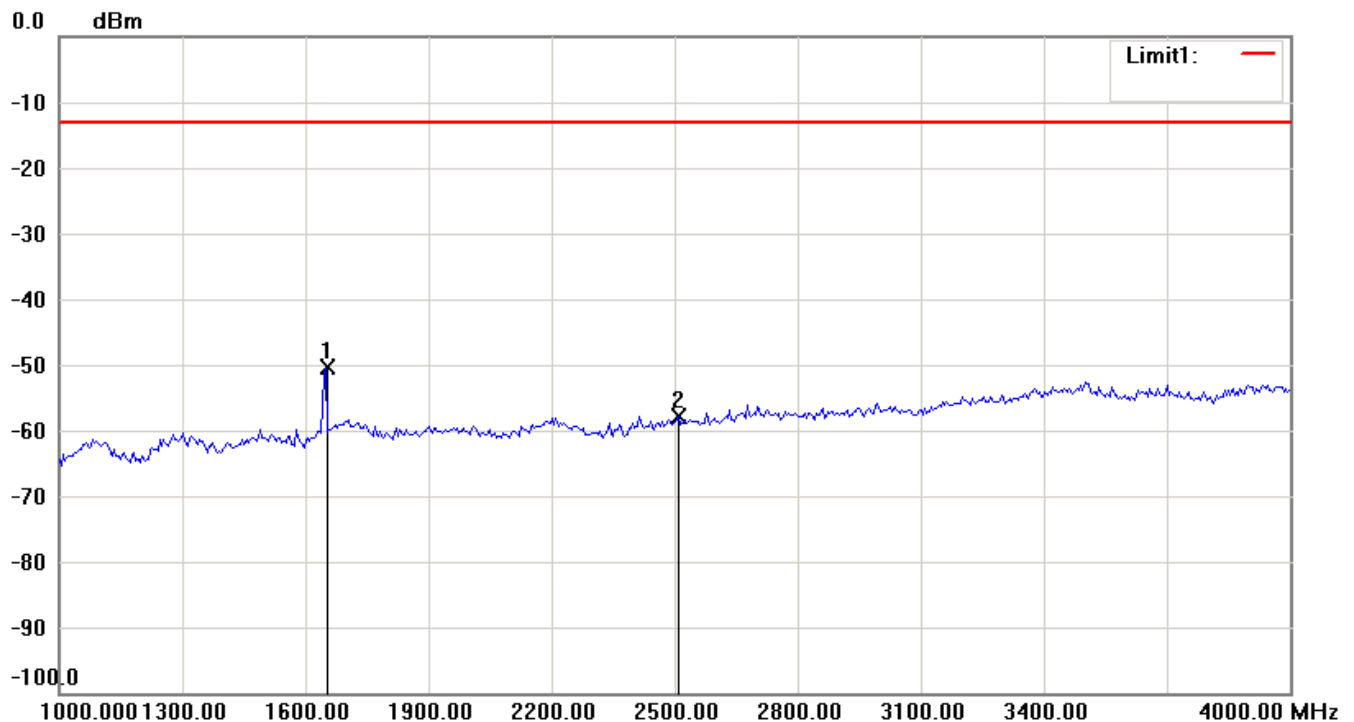
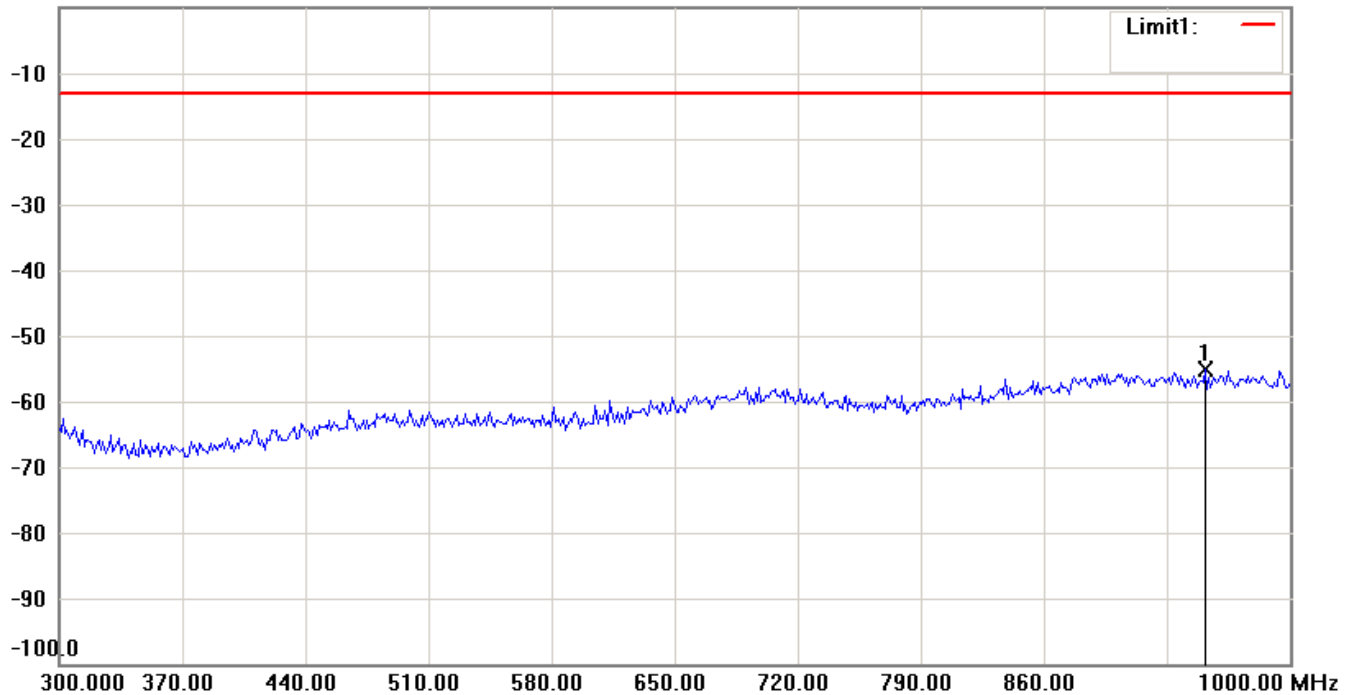
1. The attached measurement plots are preliminarily pre-scanned with peak detector for determining the final checking frequencies and are for reference only.
2. The some frequencies may exceed the limit line without the specified detectors, but that cannot present the results are failed to the specification of test standard.
3. For corrected test results are listed in the relevant table of radiated test data of this test report.



Report Number: W6M21103-11284-P-2224

FCC ID: UZI-PR30

0.0 dBm



Up Line: Peak Limit Line

Down Line: Ave Limit Line

Note:

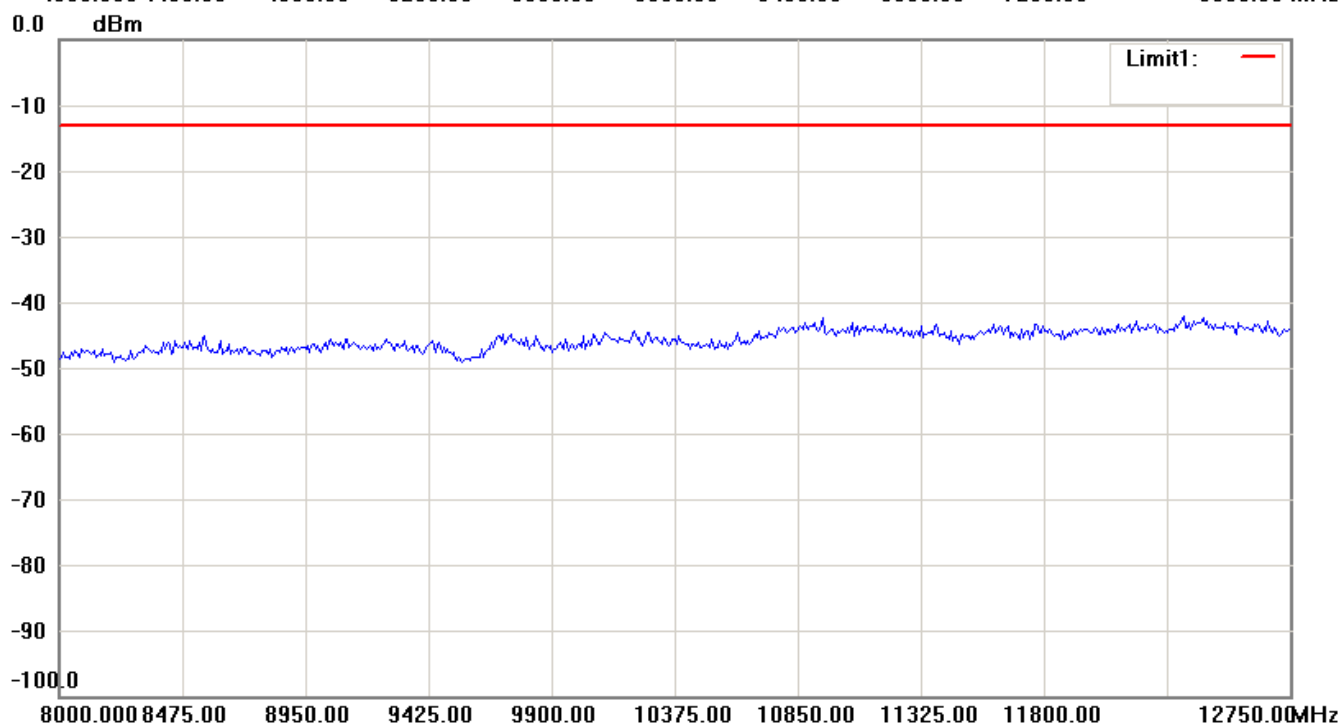
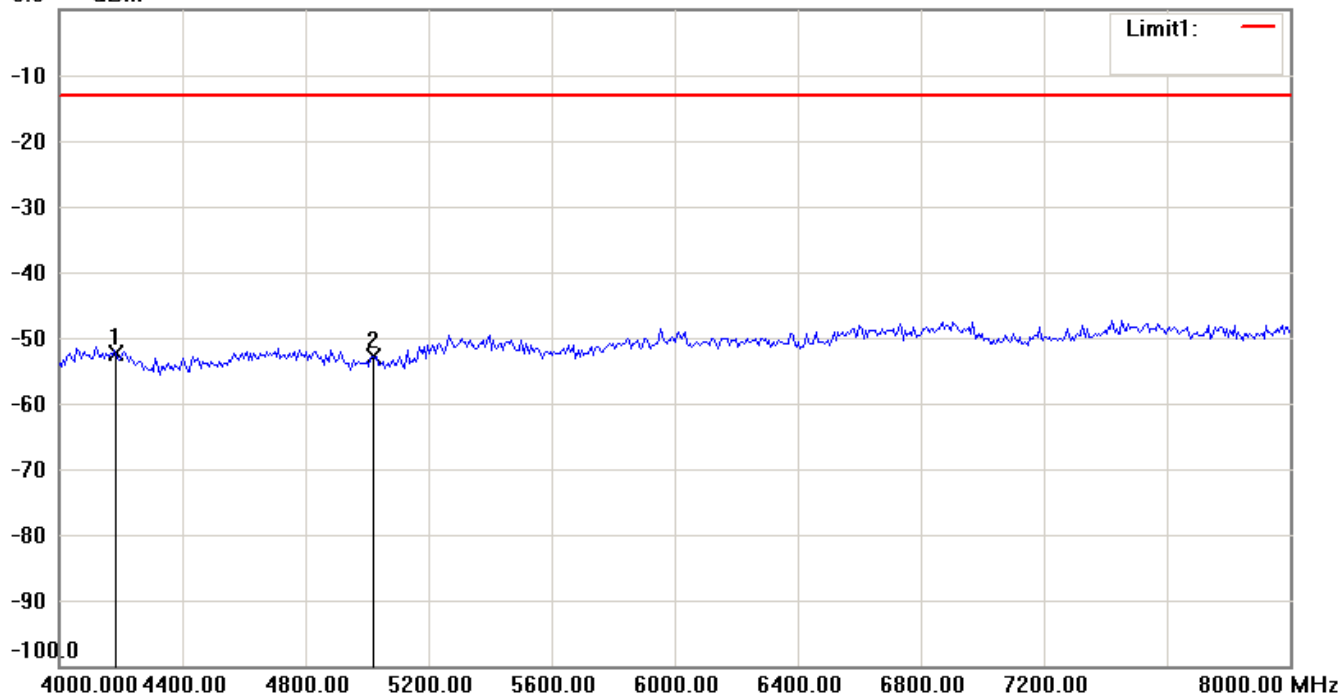
1. The attached measurement plots are preliminarily pre-scanned with peak detector for determining the final checking frequencies and are for reference only.
2. The some frequencies may exceed the limit line without the specified detectors, but that cannot present the results are failed to the specification of test standard.
3. For corrected test results are listed in the relevant table of radiated test data of this test report.



Report Number: W6M21103-11284-P-2224

FCC ID: UZI-PR30

0.0 dBm




Up Line: Peak Limit Line

Down Line: Ave Limit Line

Note:

1. The attached measurement plots are preliminarily pre-scanned with peak detector for determining the final checking frequencies and are for reference only.
2. The some frequencies may exceed the limit line without the specified detectors, but that cannot present the results are failed to the specification of test standard.
3. For corrected test results are listed in the relevant table of radiated test data of this test report.



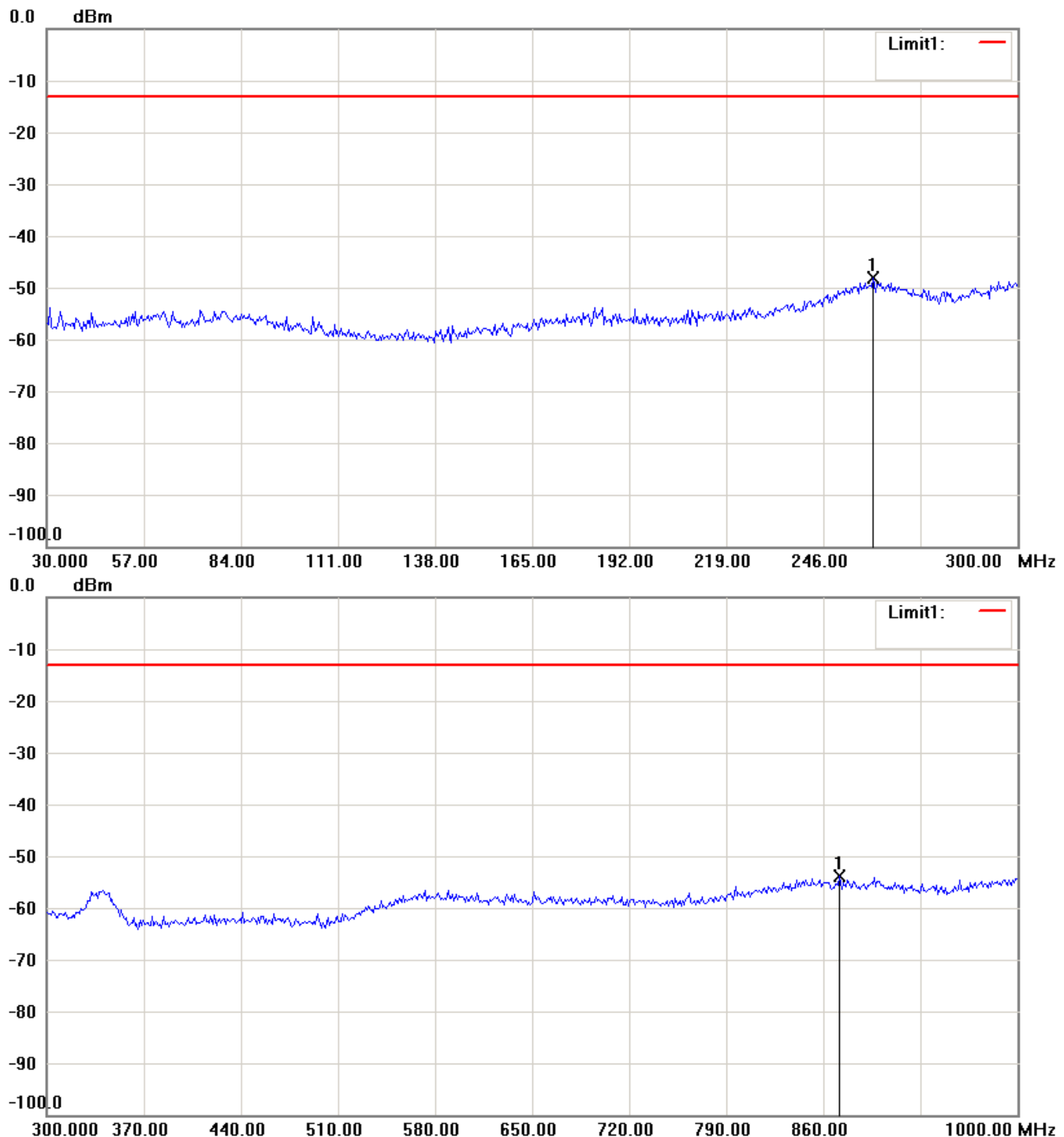
Worldwide Testing Services(Taiwan) Co., Ltd.

Report Number: W6M21103-11284-P-2224

FCC ID: UZI-PR30

850 band_ CH 128_3.5 V

Antenna Polarization H




Up Line: Peak Limit Line

Down Line: Ave Limit Line

Note:

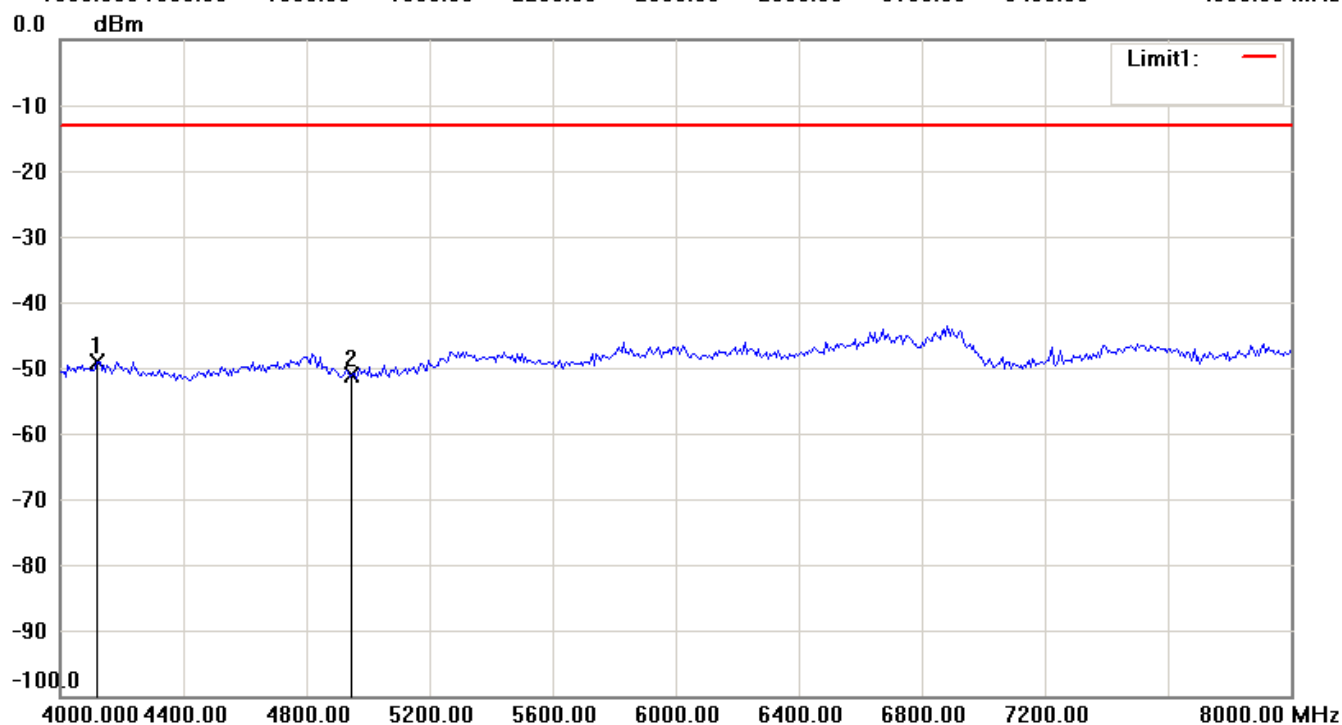
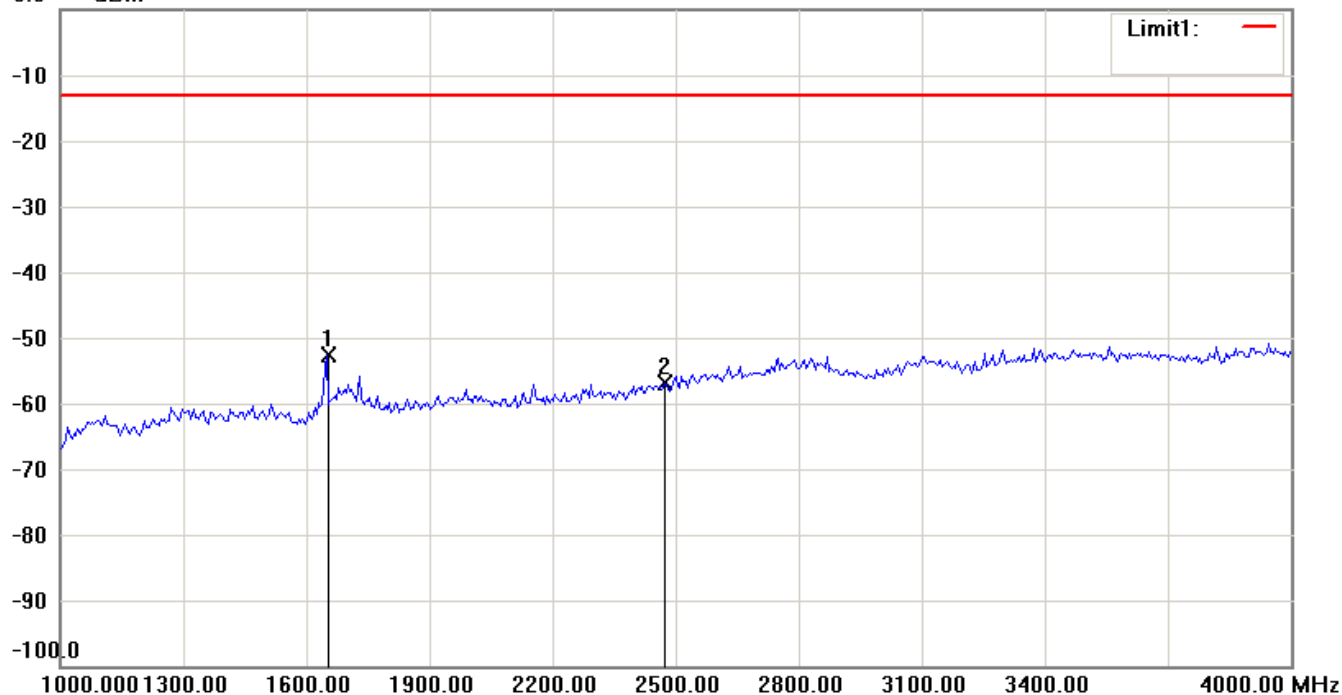
1. The attached measurement plots are preliminarily pre-scanned with peak detector for determining the final checking frequencies and are for reference only.
2. The some frequencies may exceed the limit line without the specified detectors, but that cannot present the results are failed to the specification of test standard.
3. For corrected test results are listed in the relevant table of radiated test data of this test report.



Report Number: W6M21103-11284-P-2224

FCC ID: UZI-PR30

0.0 dBm




Up Line: Peak Limit Line

Down Line: Ave Limit Line

Note:

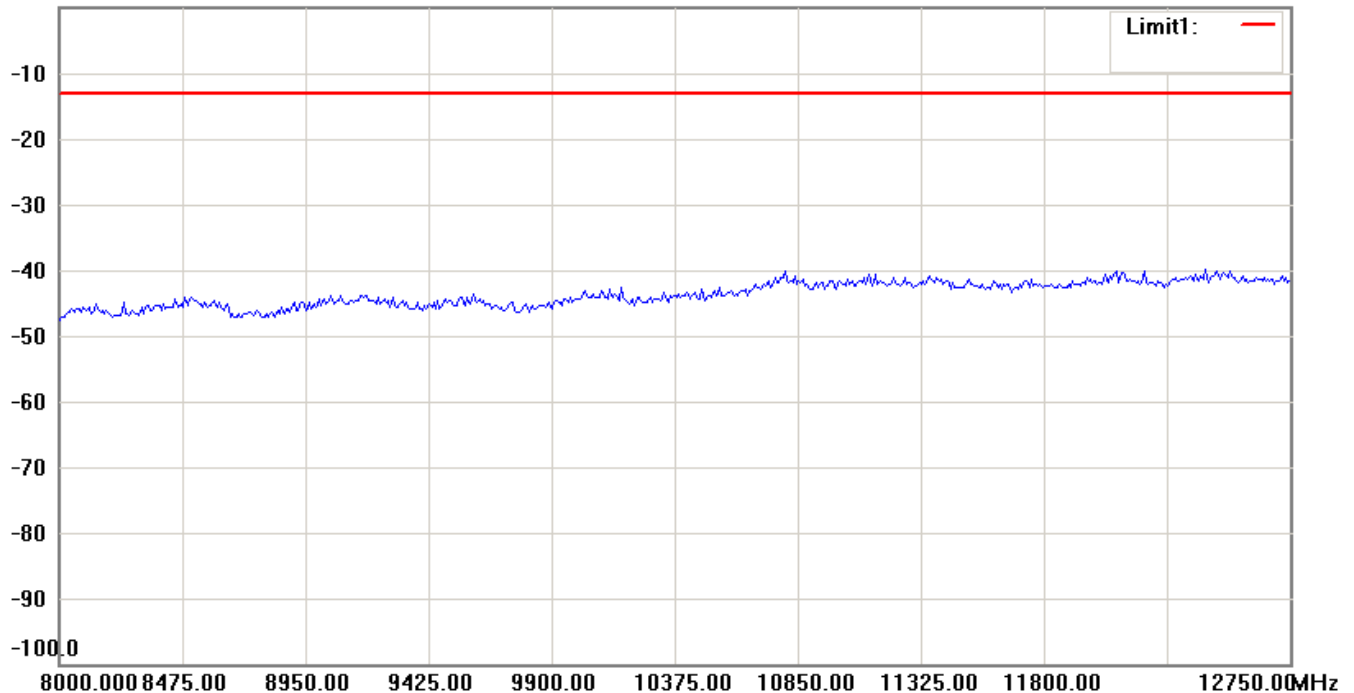
1. The attached measurement plots are preliminarily pre-scanned with peak detector for determining the final checking frequencies and are for reference only.
2. The some frequencies may exceed the limit line without the specified detectors, but that cannot present the results are failed to the specification of test standard.
3. For corrected test results are listed in the relevant table of radiated test data of this test report.



Report Number: W6M21103-11284-P-2224

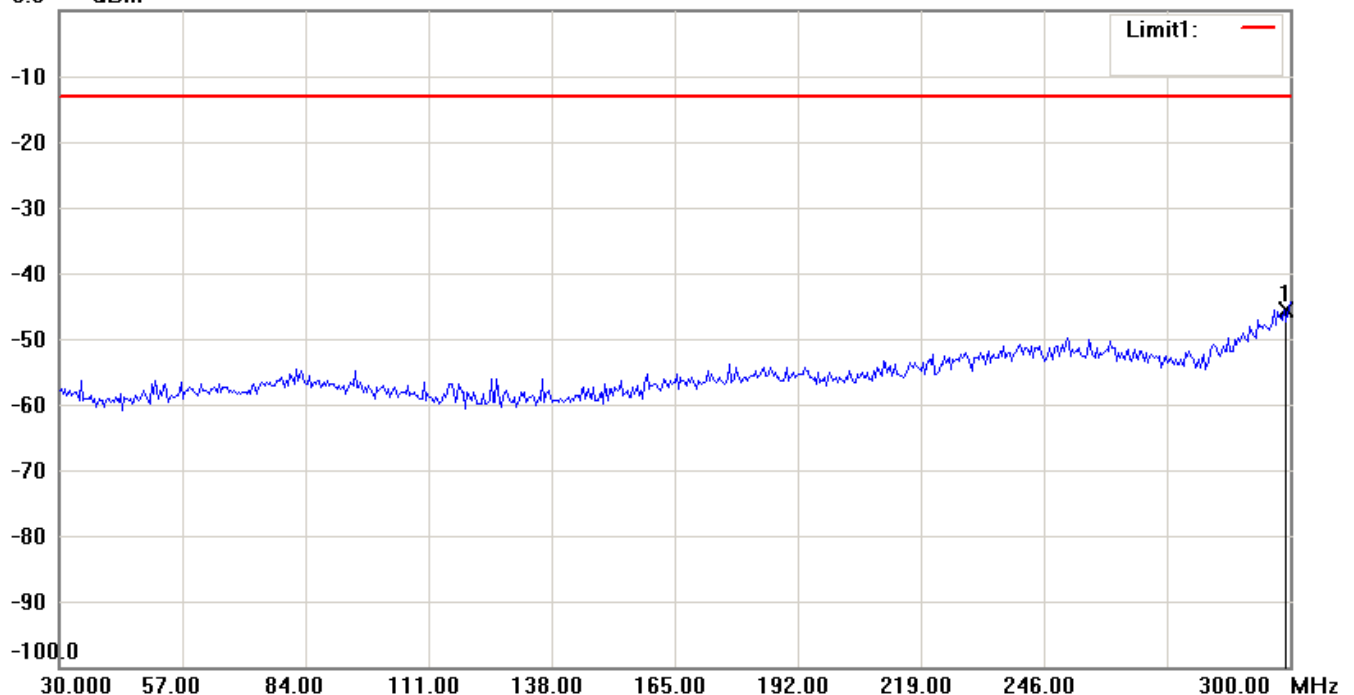
FCC ID: UZI-PR30

0.0 dBm



Antenna Polarization V

0.0 dBm




Up Line: Peak Limit Line

Down Line: Ave Limit Line

Note:

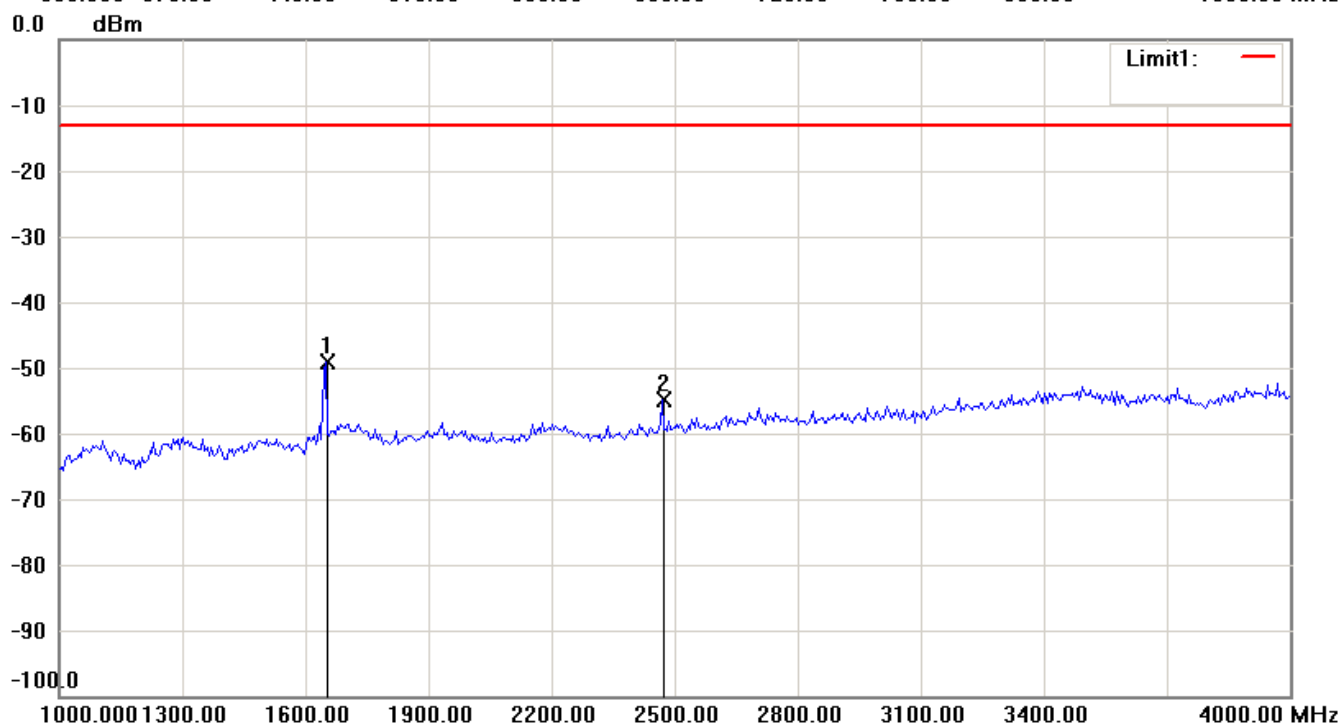
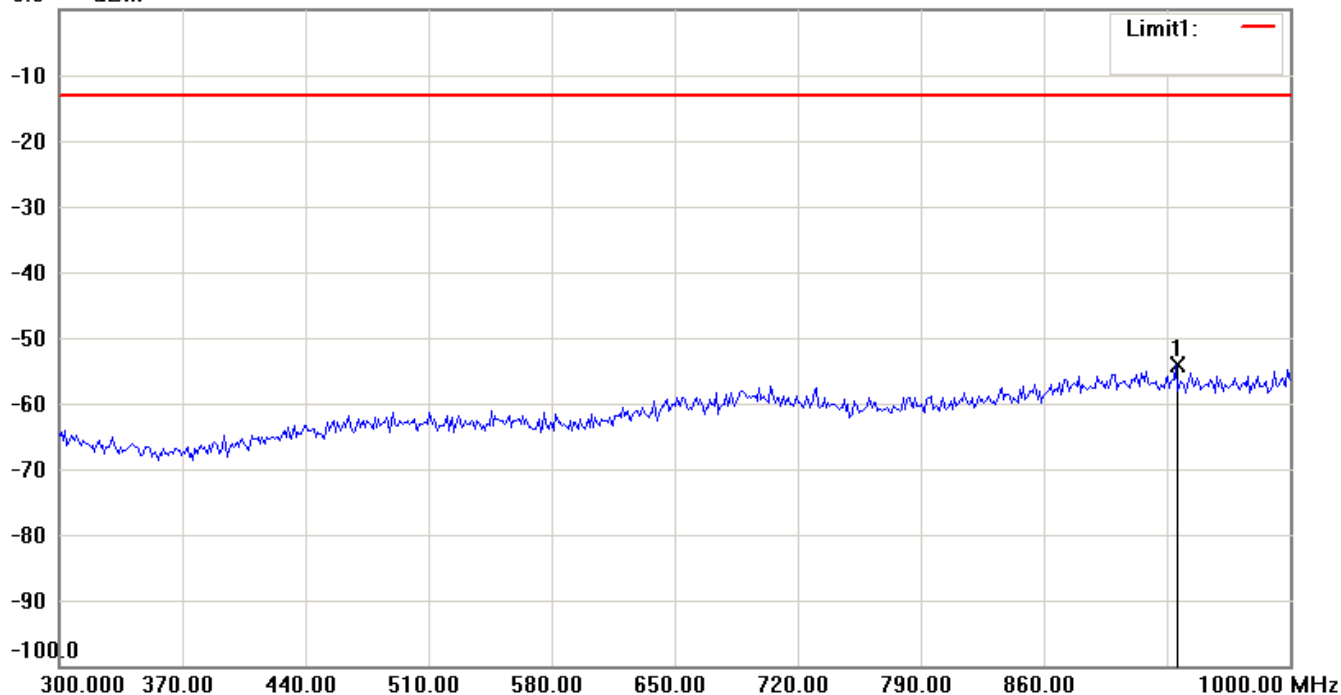
1. The attached measurement plots are preliminarily pre-scanned with peak detector for determining the final checking frequencies and are for reference only.
2. The some frequencies may exceed the limit line without the specified detectors, but that cannot present the results are failed to the specification of test standard.
3. For corrected test results are listed in the relevant table of radiated test data of this test report.



Report Number: W6M21103-11284-P-2224

FCC ID: UZI-PR30

0.0 dBm




Up Line: Peak Limit Line

Down Line: Ave Limit Line

Note:

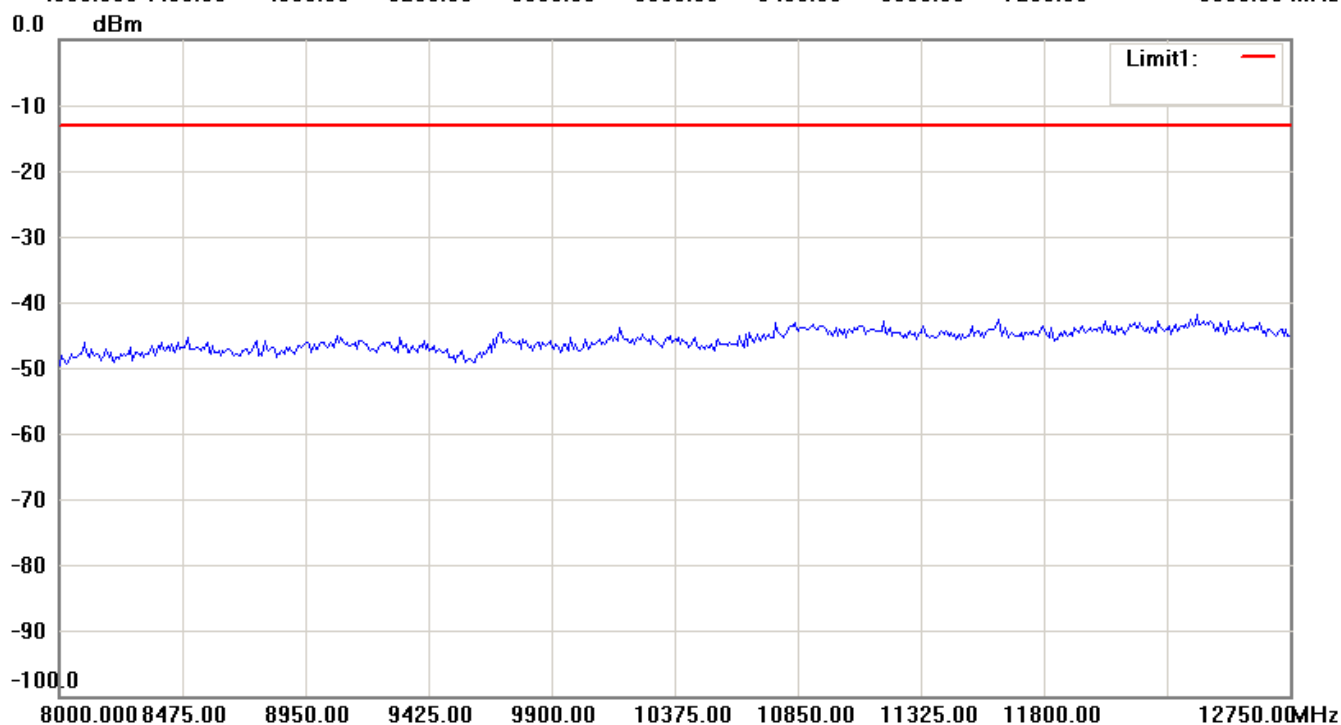
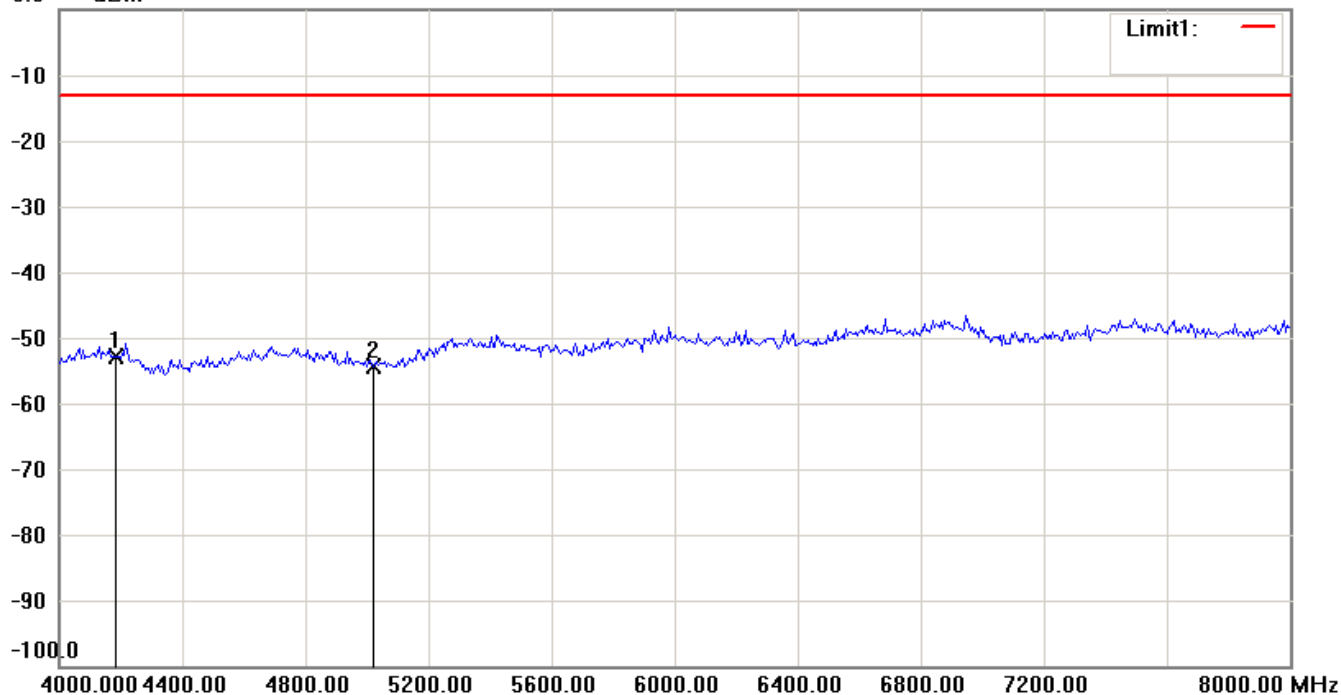
1. The attached measurement plots are preliminarily pre-scanned with peak detector for determining the final checking frequencies and are for reference only.
2. The some frequencies may exceed the limit line without the specified detectors, but that cannot present the results are failed to the specification of test standard.
3. For corrected test results are listed in the relevant table of radiated test data of this test report.



Report Number: W6M21103-11284-P-2224

FCC ID: UZI-PR30

0.0 dBm



Up Line: Peak Limit Line

Down Line: Ave Limit Line

Note:

1. The attached measurement plots are preliminarily pre-scanned with peak detector for determining the final checking frequencies and are for reference only.
2. The some frequencies may exceed the limit line without the specified detectors, but that cannot present the results are failed to the specification of test standard.
3. For corrected test results are listed in the relevant table of radiated test data of this test report.



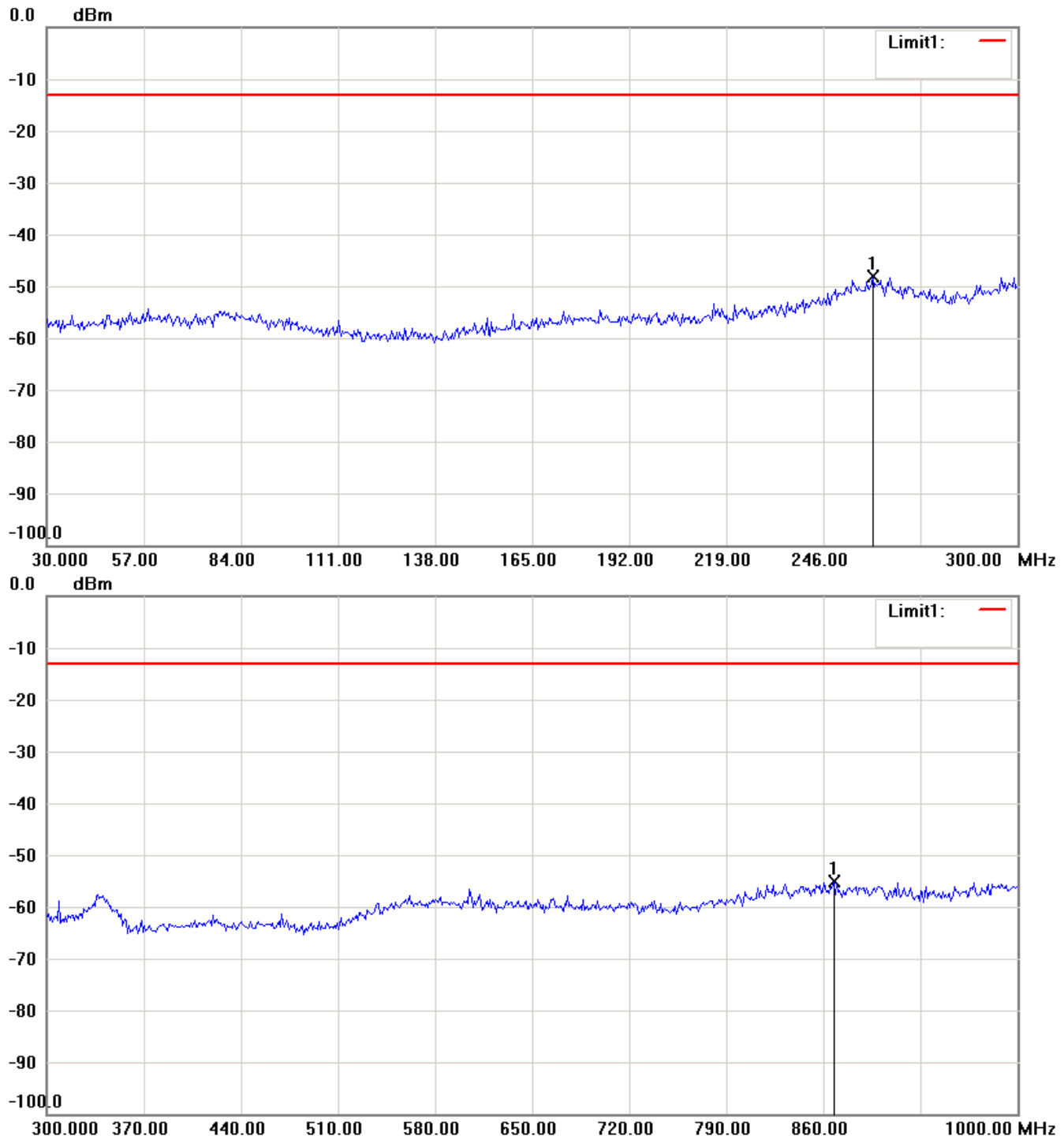
Worldwide Testing Services(Taiwan) Co., Ltd.

Report Number: W6M21103-11284-P-2224

FCC ID: UZI-PR30

850 band_ CH 188_4.2 V

Antenna Polarization H




Up Line: Peak Limit Line

Down Line: Ave Limit Line

Note:

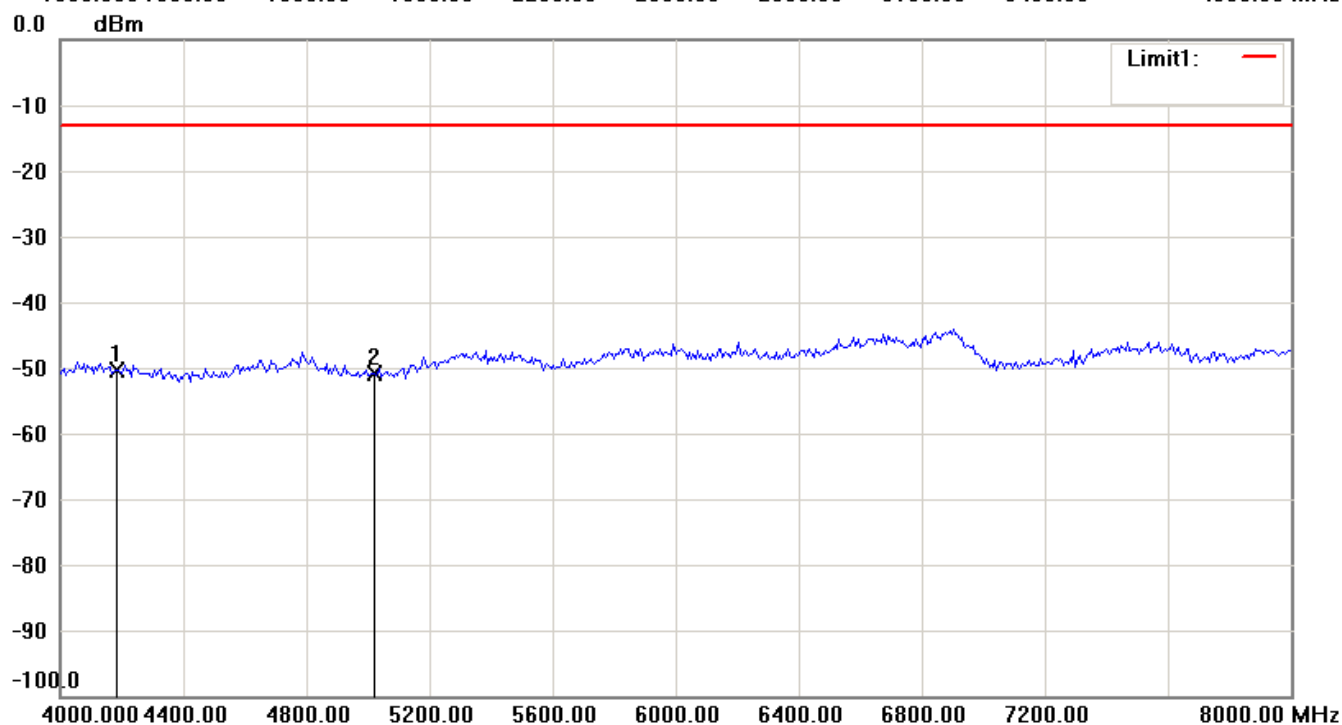
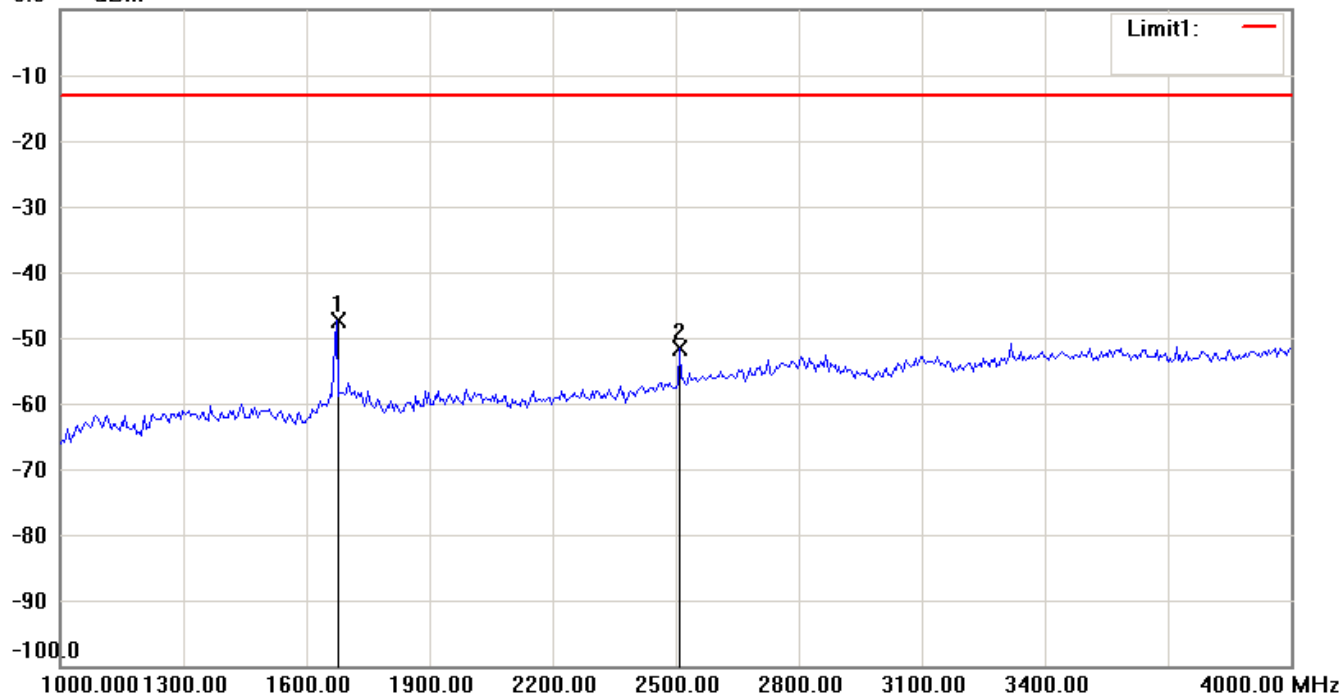
1. The attached measurement plots are preliminarily pre-scanned with peak detector for determining the final checking frequencies and are for reference only.
2. The some frequencies may exceed the limit line without the specified detectors, but that cannot present the results are failed to the specification of test standard.
3. For corrected test results are listed in the relevant table of radiated test data of this test report.



Report Number: W6M21103-11284-P-2224

FCC ID: UZI-PR30

0.0 dBm



Up Line: Peak Limit Line

Down Line: Ave Limit Line

Note:

1. The attached measurement plots are preliminarily pre-scanned with peak detector for determining the final checking frequencies and are for reference only.
2. The some frequencies may exceed the limit line without the specified detectors, but that cannot present the results are failed to the specification of test standard.
3. For corrected test results are listed in the relevant table of radiated test data of this test report.

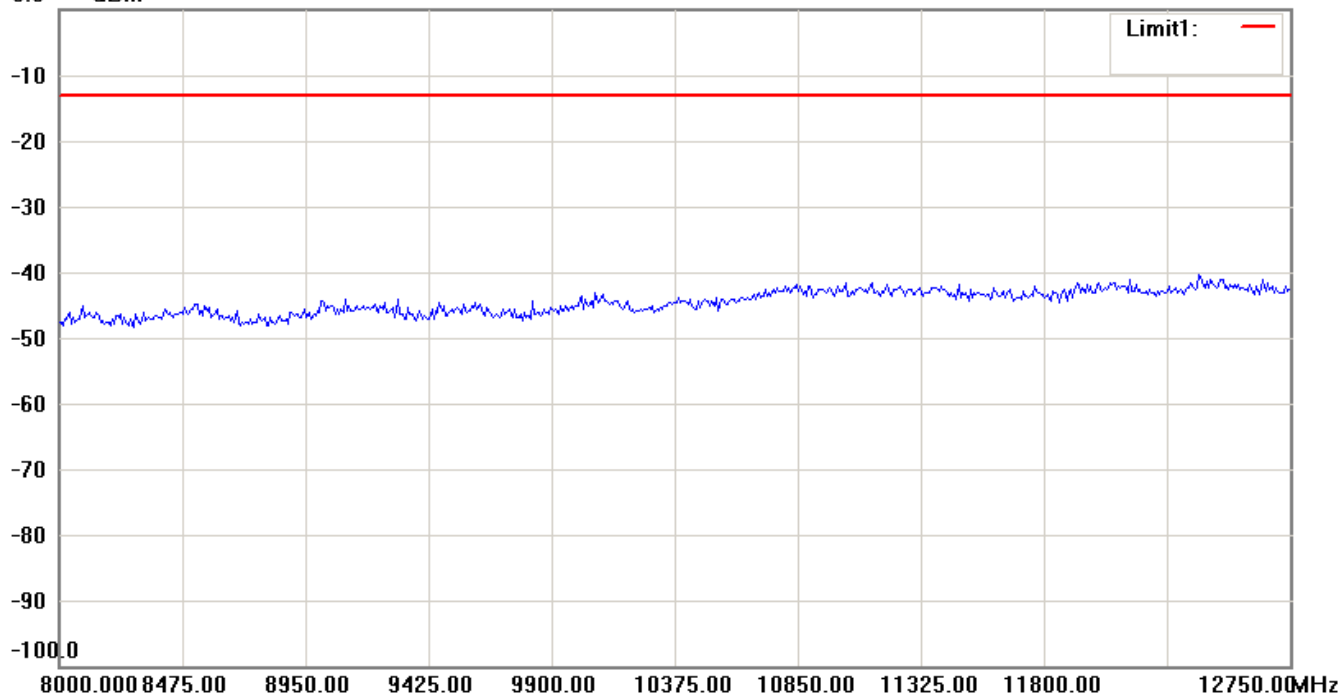


Worldwide Testing Services(Taiwan) Co., Ltd.

Report Number: W6M21103-11284-P-2224

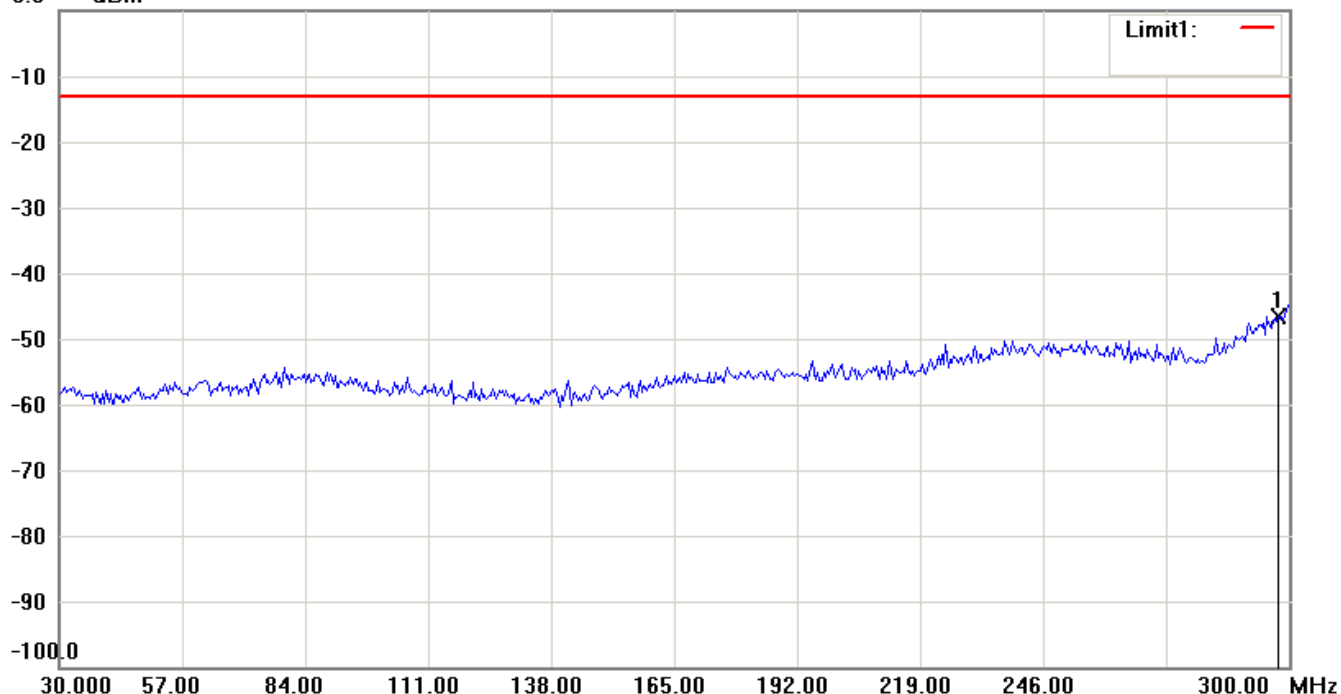
FCC ID: UZI-PR30

0.0 dBm



Antenna Polarization V

0.0 dBm




Up Line: Peak Limit Line

Down Line: Ave Limit Line

Note:

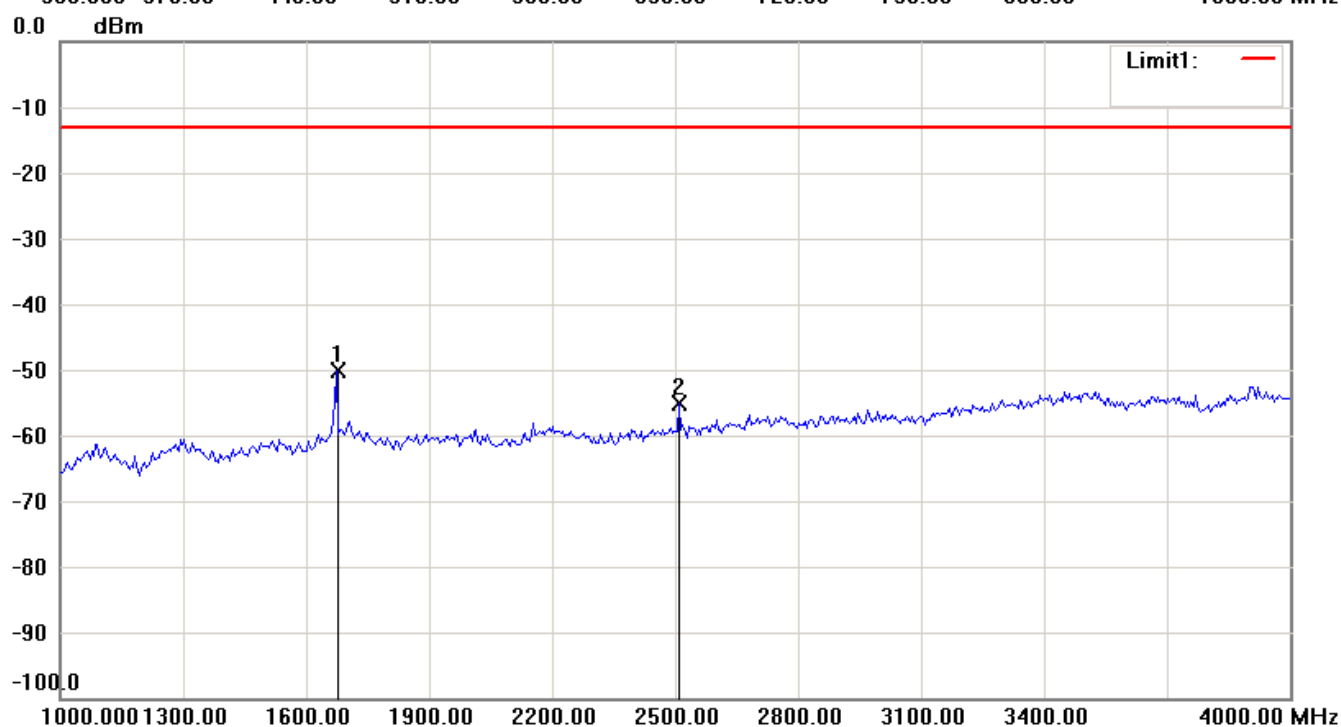
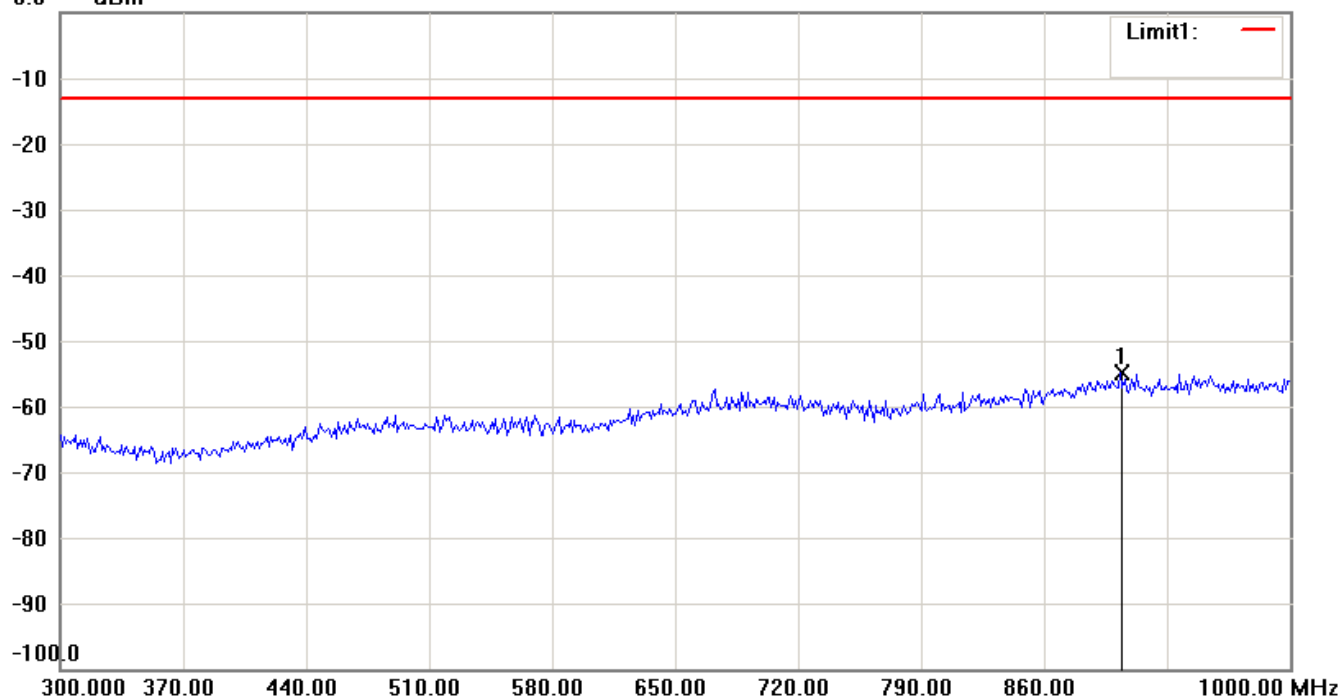
1. The attached measurement plots are preliminarily pre-scanned with peak detector for determining the final checking frequencies and are for reference only.
2. The some frequencies may exceed the limit line without the specified detectors, but that cannot present the results are failed to the specification of test standard.
3. For corrected test results are listed in the relevant table of radiated test data of this test report.



Report Number: W6M21103-11284-P-2224

FCC ID: UZI-PR30

0.0 dBm




Up Line: Peak Limit Line

Down Line: Ave Limit Line

Note:

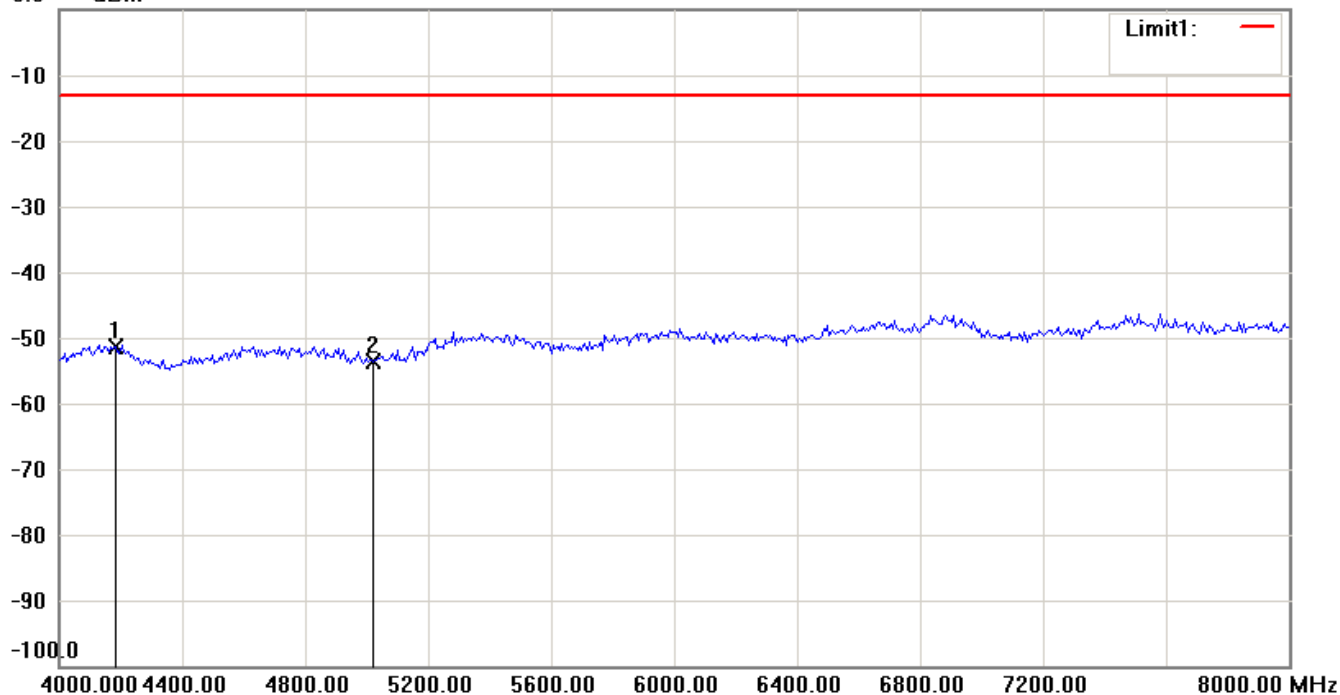
1. The attached measurement plots are preliminarily pre-scanned with peak detector for determining the final checking frequencies and are for reference only.
2. The some frequencies may exceed the limit line without the specified detectors, but that cannot present the results are failed to the specification of test standard.
3. For corrected test results are listed in the relevant table of radiated test data of this test report.



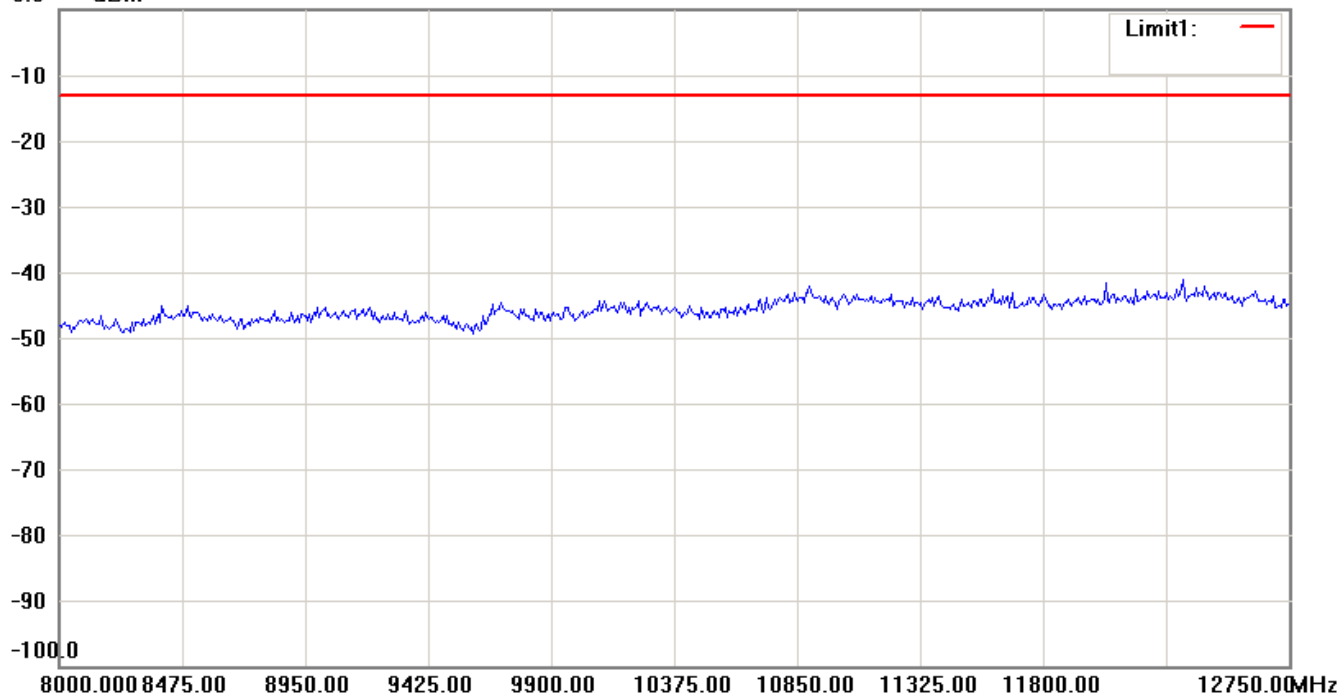
Report Number: W6M21103-11284-P-2224

FCC ID: UZI-PR30

0.0 dBm



0.0 dBm




Up Line: Peak Limit Line

Down Line: Ave Limit Line

Note:

1. The attached measurement plots are preliminarily pre-scanned with peak detector for determining the final checking frequencies and are for reference only.
2. The some frequencies may exceed the limit line without the specified detectors, but that cannot present the results are failed to the specification of test standard.
3. For corrected test results are listed in the relevant table of radiated test data of this test report.



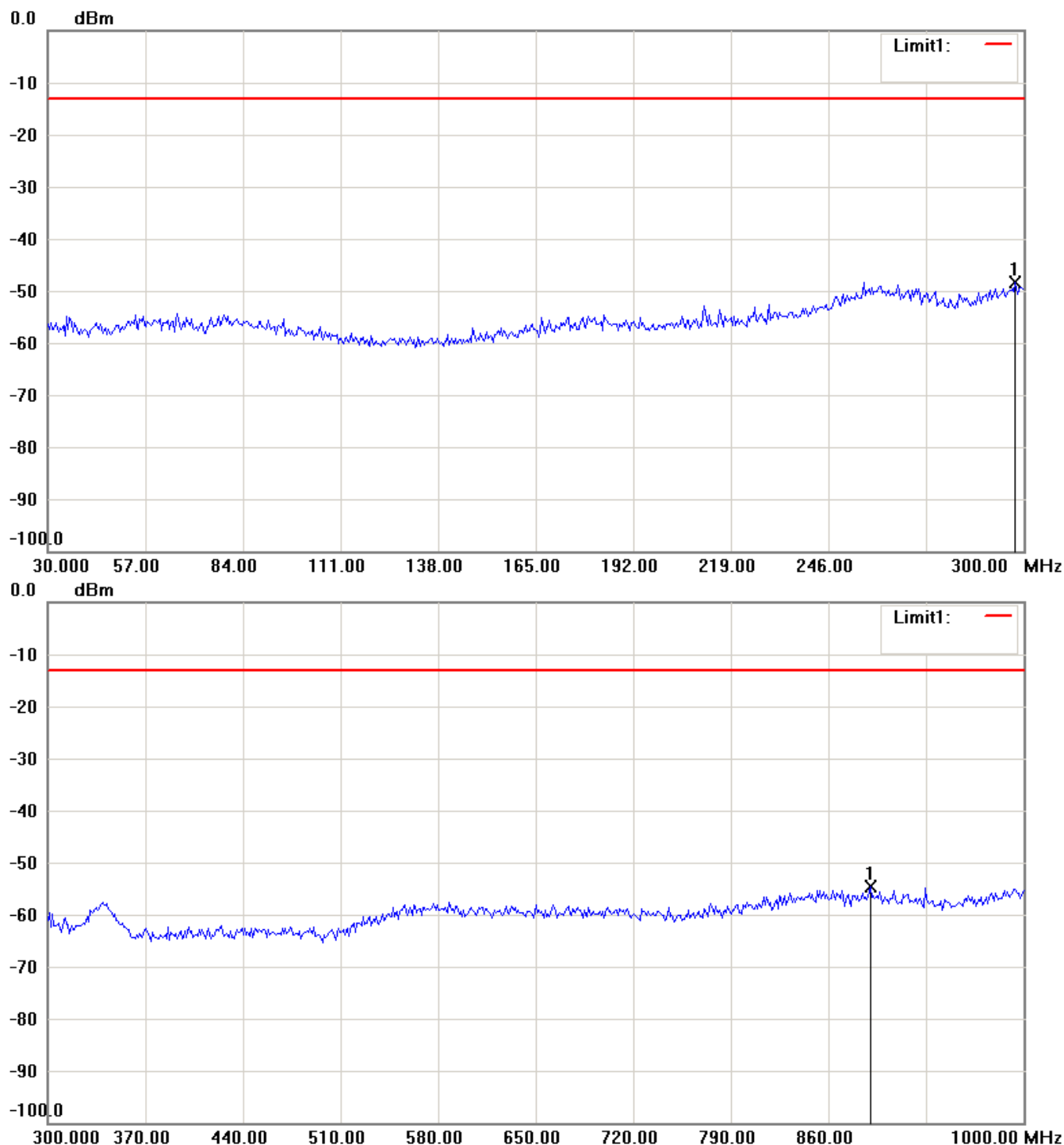
Worldwide Testing Services(Taiwan) Co., Ltd.

Report Number: W6M21103-11284-P-2224

FCC ID: UZI-PR30

850 band_ CH 188_3.5 V

Antenna Polarization H



Up Line: Peak Limit Line

Down Line: Ave Limit Line

Note:

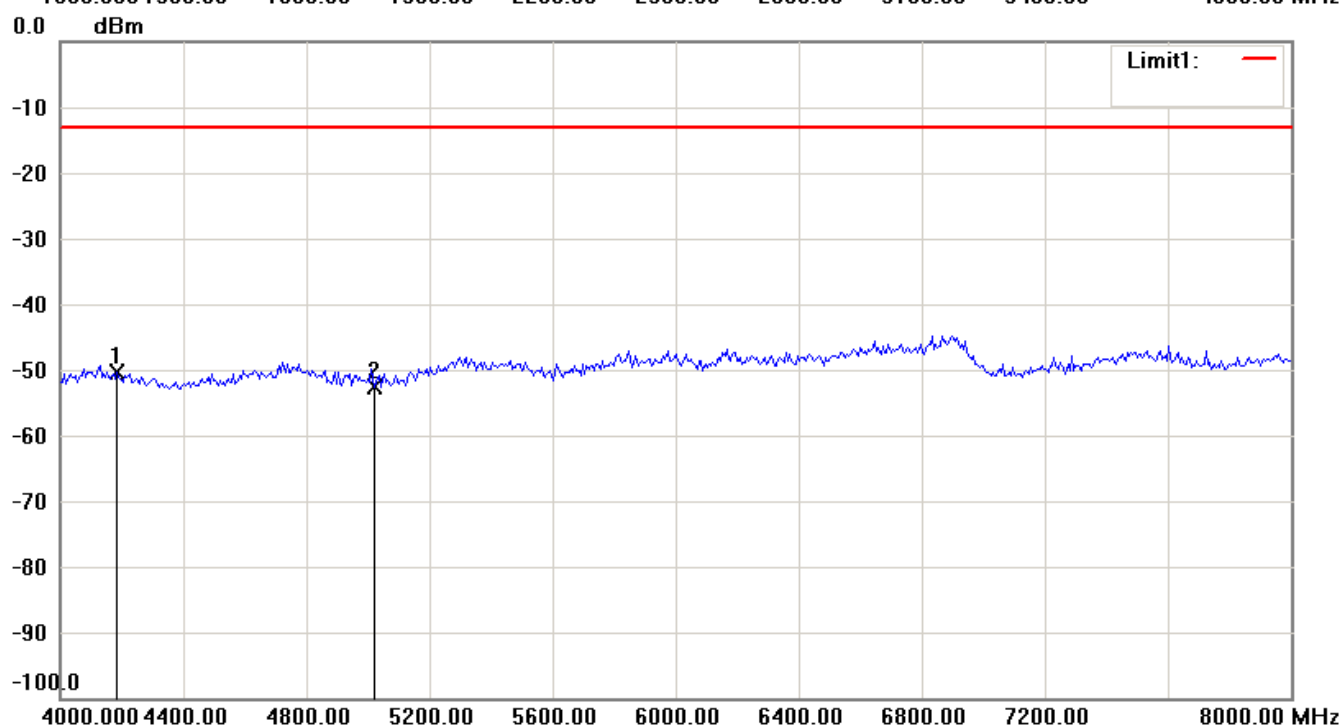
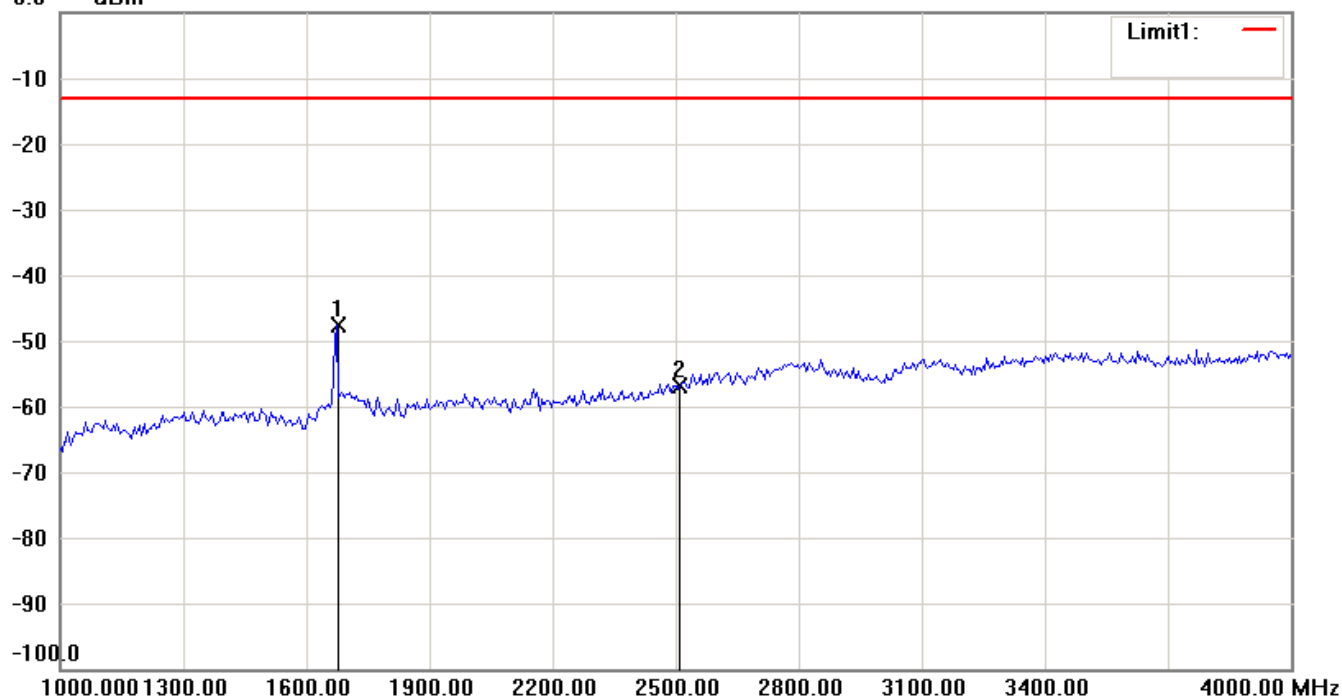
1. The attached measurement plots are preliminarily pre-scanned with peak detector for determining the final checking frequencies and are for reference only.
2. The some frequencies may exceed the limit line without the specified detectors, but that cannot present the results are failed to the specification of test standard.
3. For corrected test results are listed in the relevant table of radiated test data of this test report.



Report Number: W6M21103-11284-P-2224

FCC ID: UZI-PR30

0.0 dBm




Up Line: Peak Limit Line

Down Line: Ave Limit Line

Note:

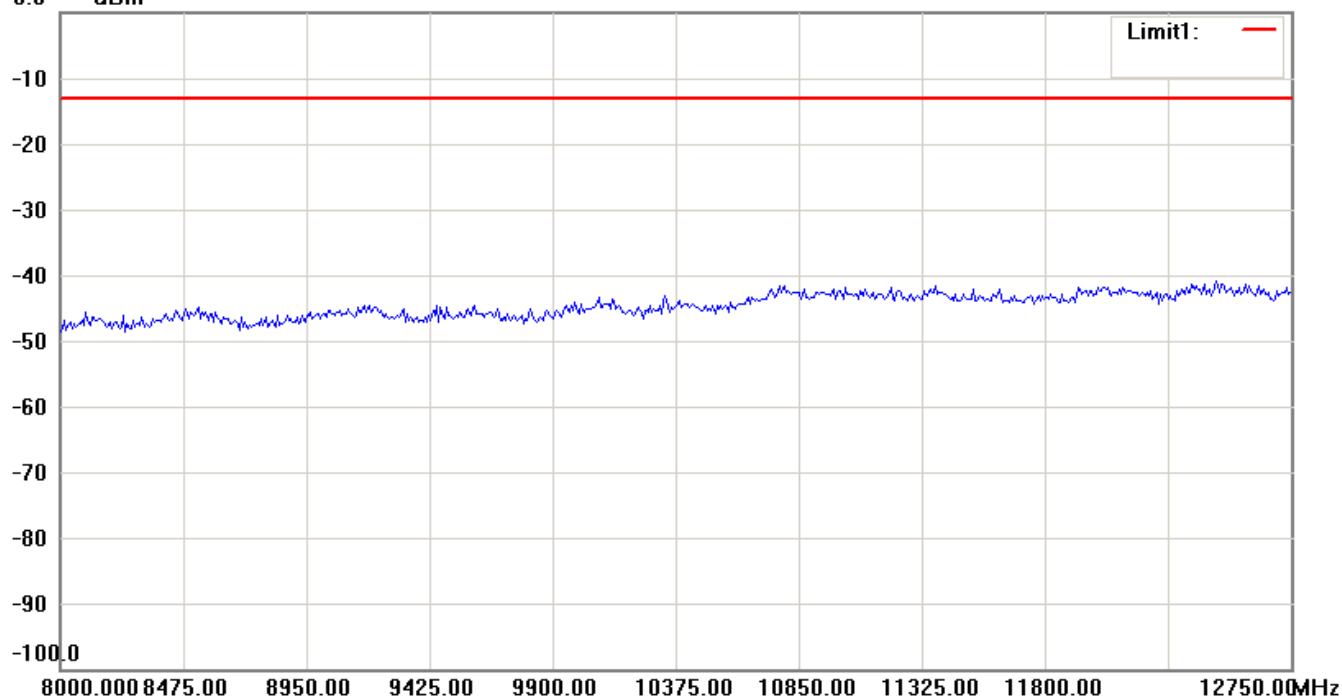
1. The attached measurement plots are preliminarily pre-scanned with peak detector for determining the final checking frequencies and are for reference only.
2. The some frequencies may exceed the limit line without the specified detectors, but that cannot present the results are failed to the specification of test standard.
3. For corrected test results are listed in the relevant table of radiated test data of this test report.



Report Number: W6M21103-11284-P-2224

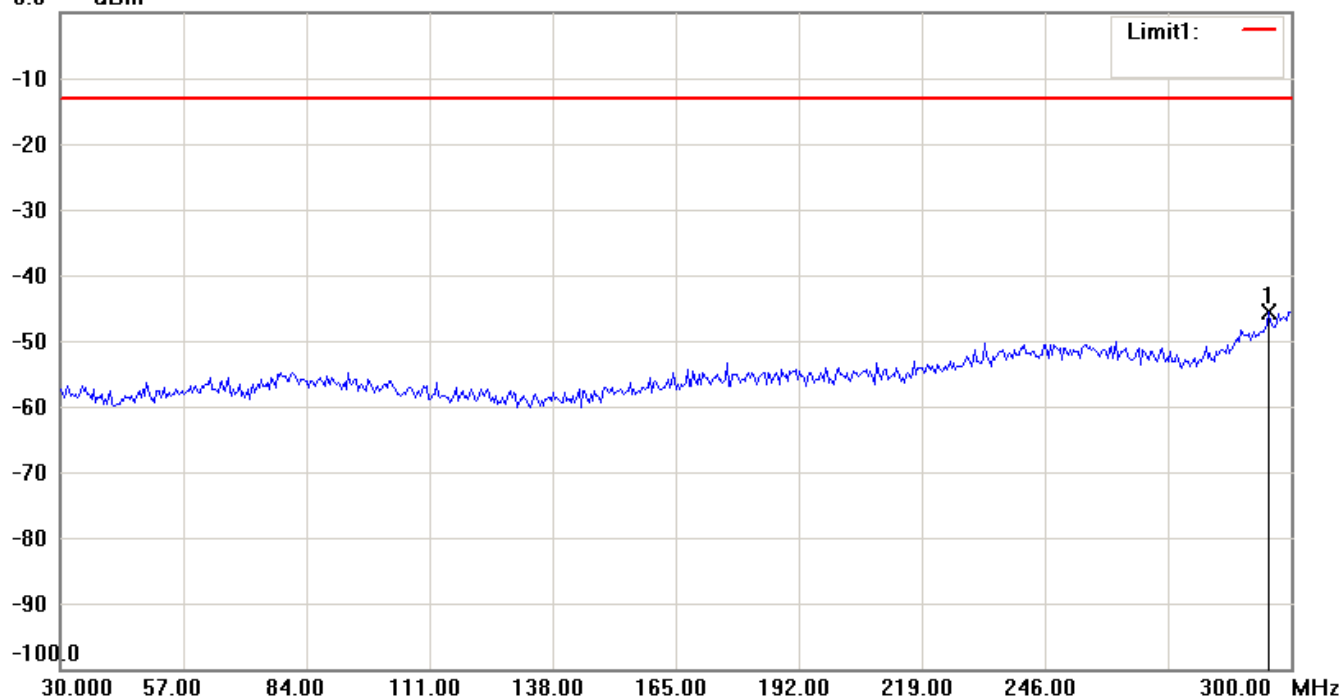
FCC ID: UZI-PR30

0.0 dBm



Antenna Polarization V

0.0 dBm




Up Line: Peak Limit Line

Down Line: Ave Limit Line

Note:

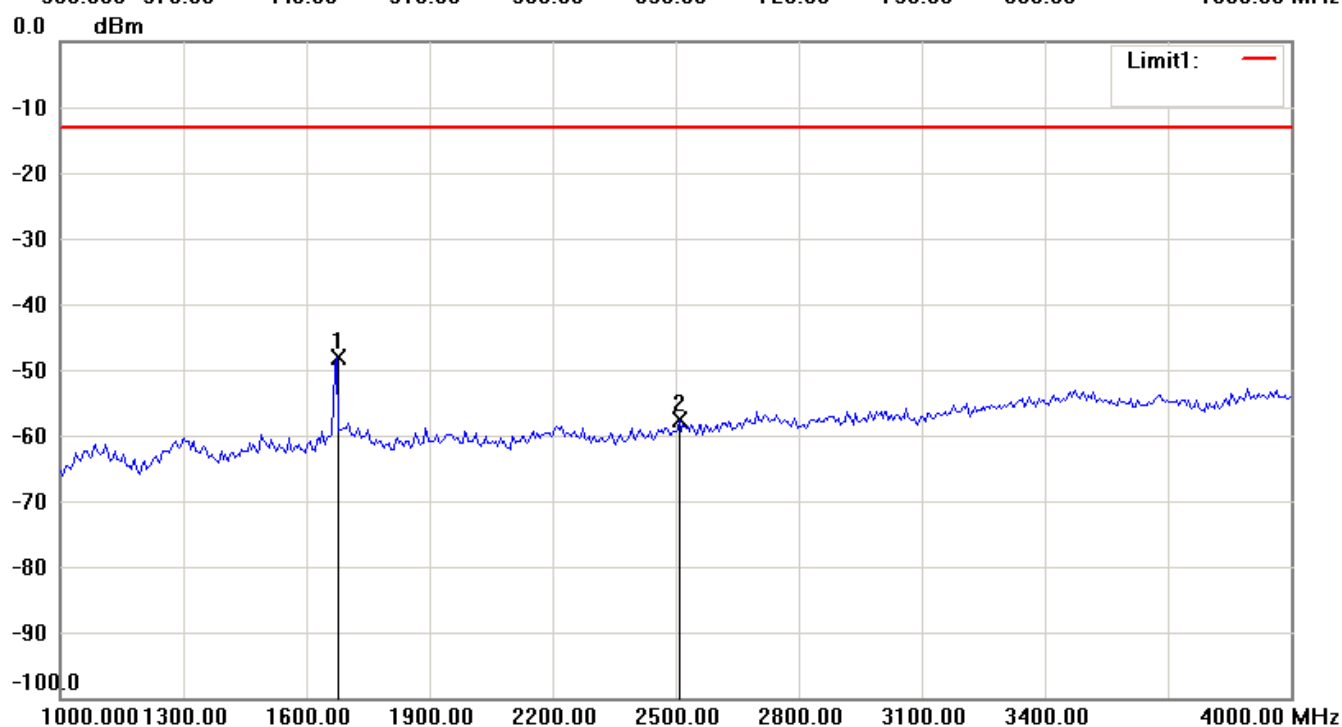
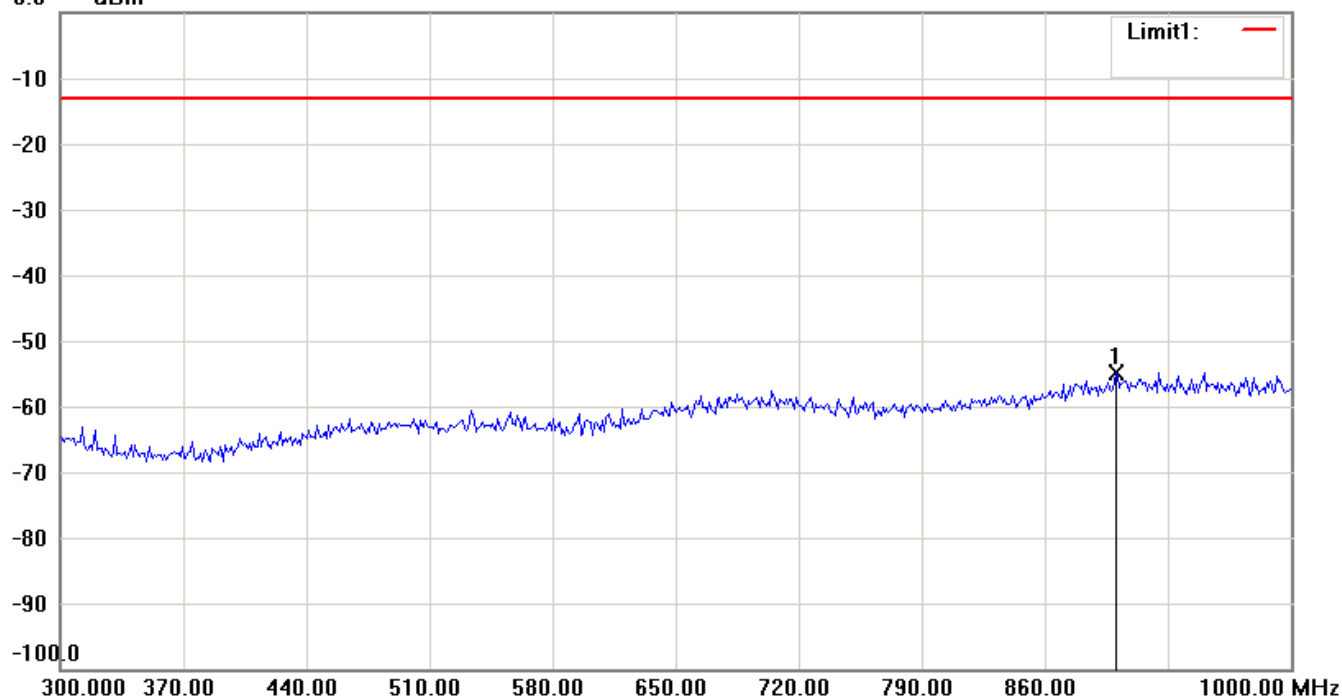
1. The attached measurement plots are preliminarily pre-scanned with peak detector for determining the final checking frequencies and are for reference only.
2. The some frequencies may exceed the limit line without the specified detectors, but that cannot present the results are failed to the specification of test standard.
3. For corrected test results are listed in the relevant table of radiated test data of this test report.



Report Number: W6M21103-11284-P-2224

FCC ID: UZI-PR30

0.0 dBm




Up Line: Peak Limit Line

Down Line: Ave Limit Line

Note:

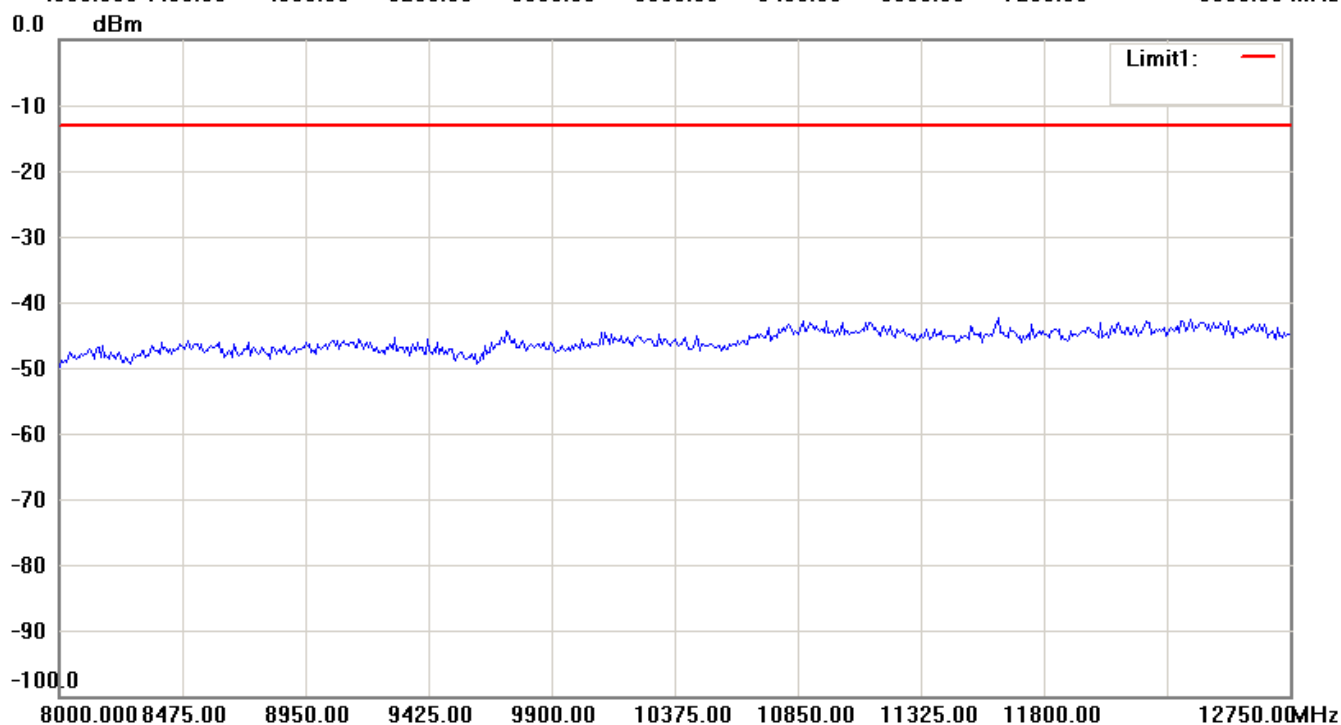
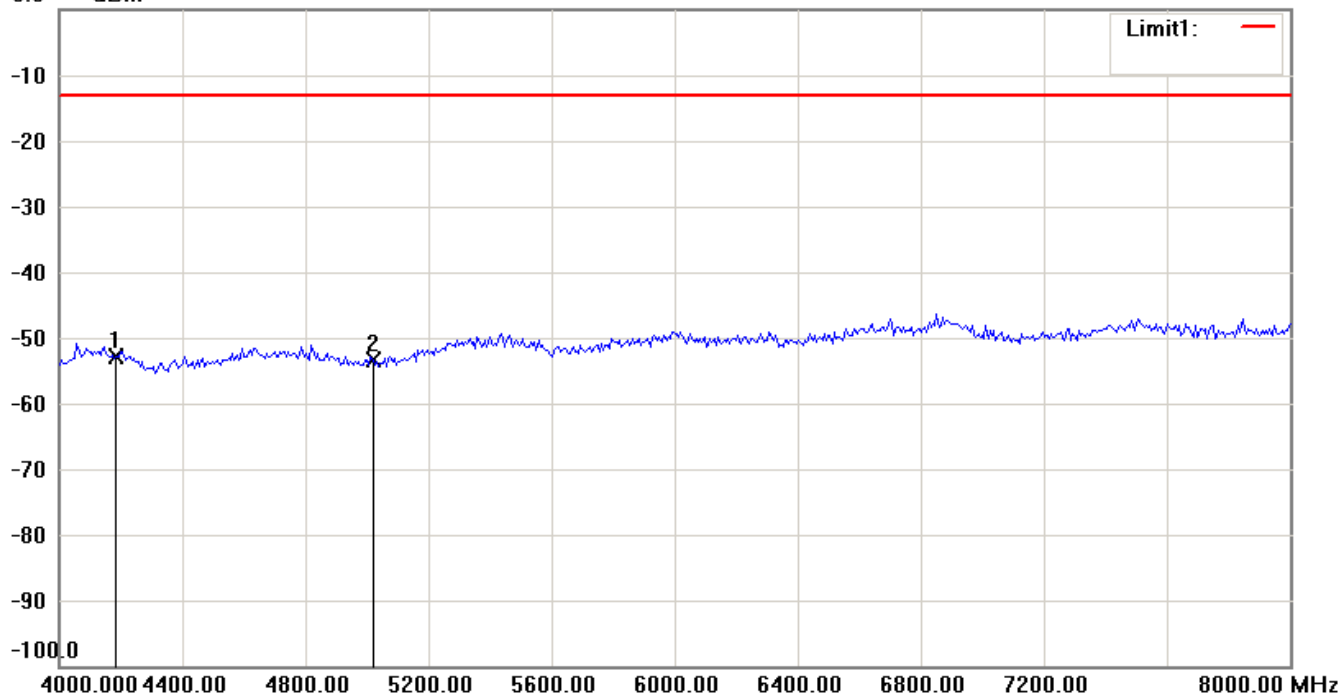
1. The attached measurement plots are preliminarily pre-scanned with peak detector for determining the final checking frequencies and are for reference only.
2. The some frequencies may exceed the limit line without the specified detectors, but that cannot present the results are failed to the specification of test standard.
3. For corrected test results are listed in the relevant table of radiated test data of this test report.



Report Number: W6M21103-11284-P-2224

FCC ID: UZI-PR30

0.0 dBm



Up Line: Peak Limit Line

Down Line: Ave Limit Line

Note:

1. The attached measurement plots are preliminarily pre-scanned with peak detector for determining the final checking frequencies and are for reference only.
2. The some frequencies may exceed the limit line without the specified detectors, but that cannot present the results are failed to the specification of test standard.
3. For corrected test results are listed in the relevant table of radiated test data of this test report.



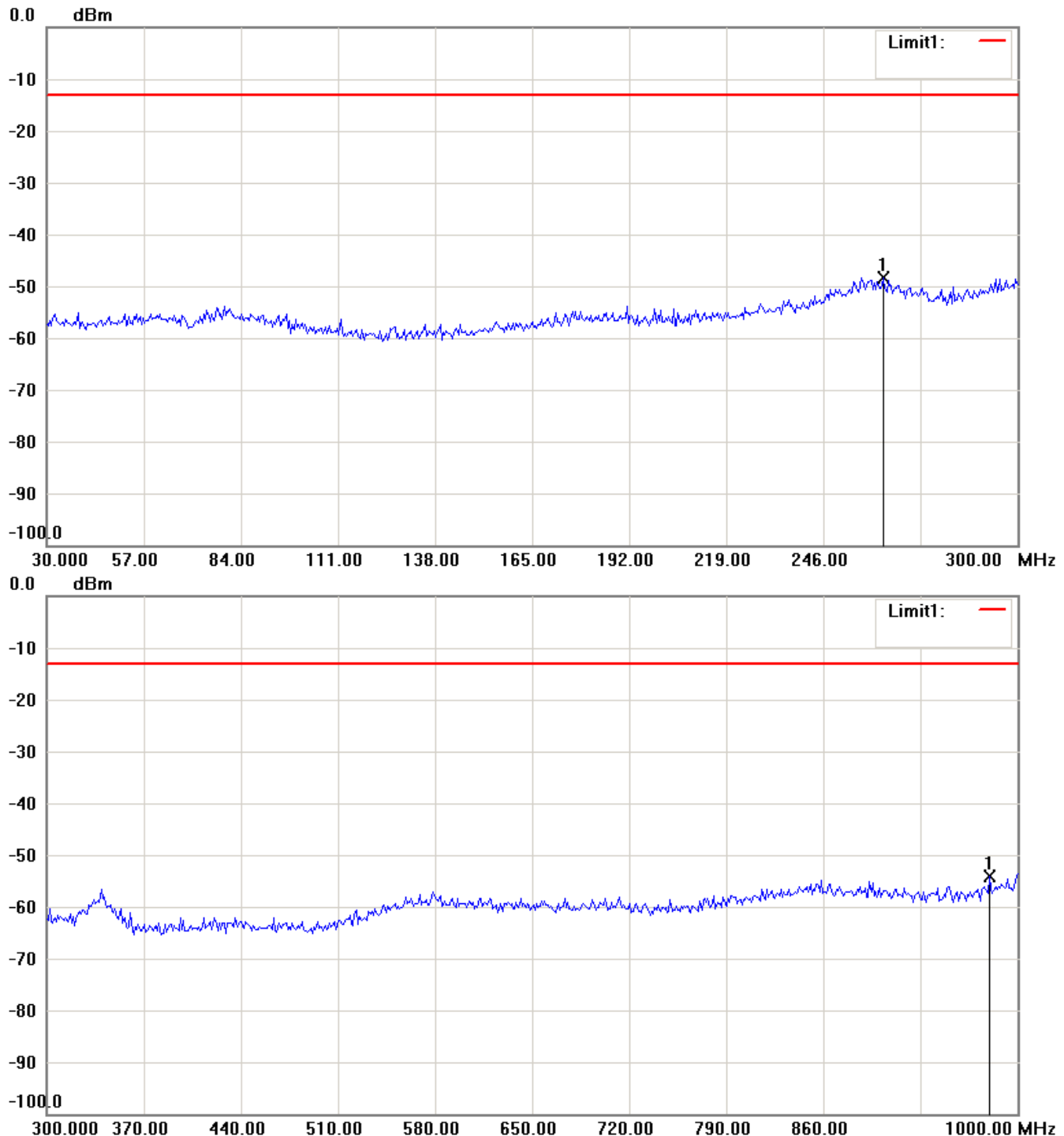
Worldwide Testing Services(Taiwan) Co., Ltd.

Report Number: W6M21103-11284-P-2224

FCC ID: UZI-PR30

850 band_ CH 251_4.2 V

Antenna Polarization H




Up Line: Peak Limit Line

Down Line: Ave Limit Line

Note:

1. The attached measurement plots are preliminarily pre-scanned with peak detector for determining the final checking frequencies and are for reference only.
2. The some frequencies may exceed the limit line without the specified detectors, but that cannot present the results are failed to the specification of test standard.
3. For corrected test results are listed in the relevant table of radiated test data of this test report.

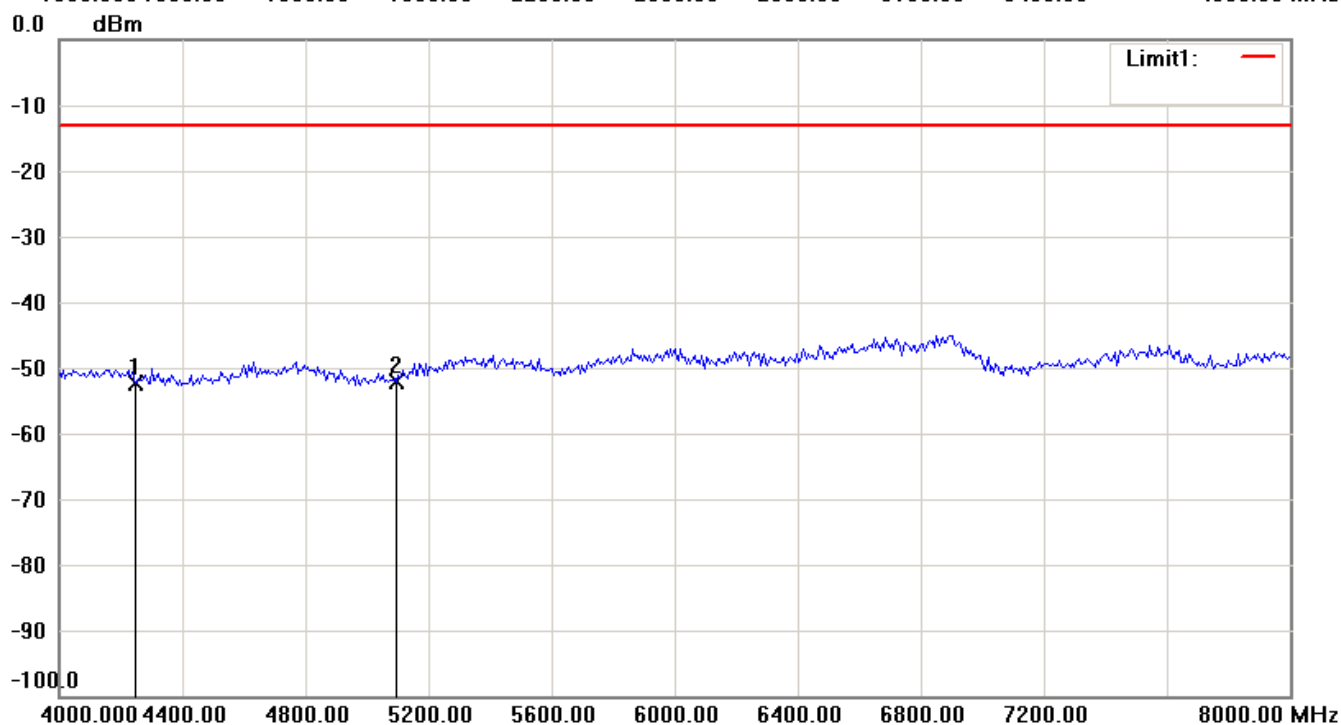
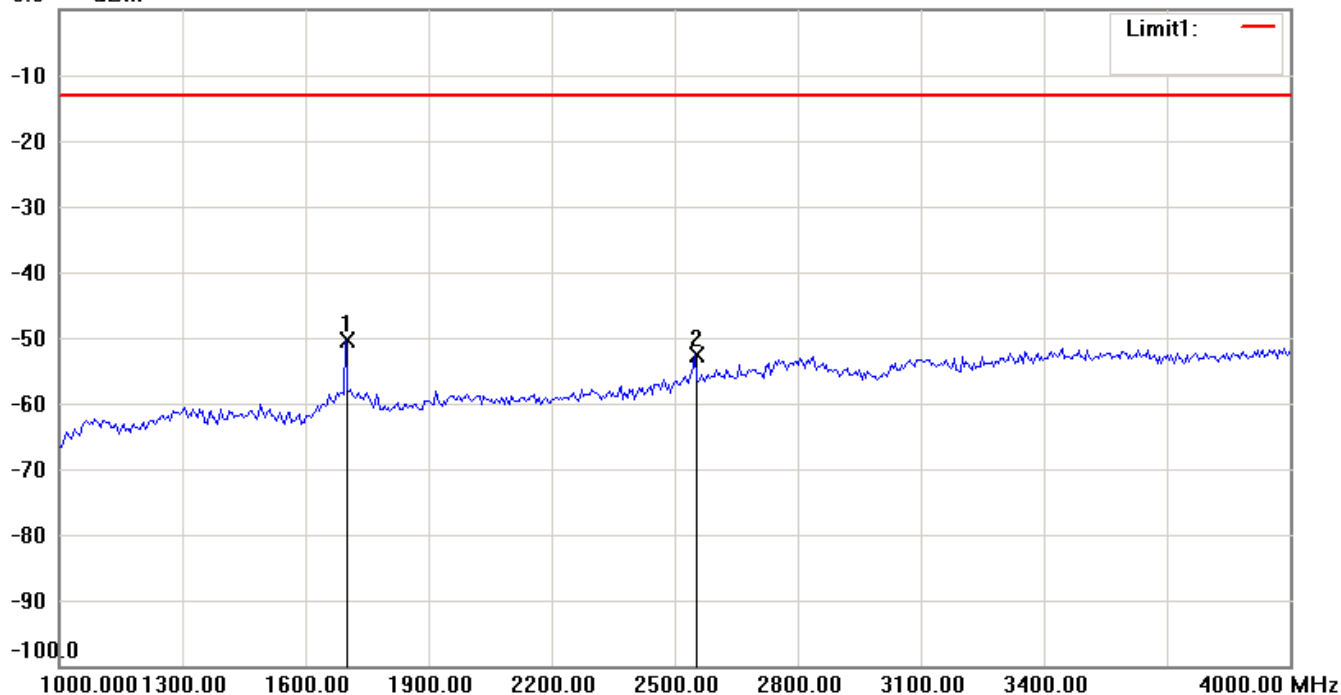


Worldwide Testing Services(Taiwan) Co., Ltd.

Report Number: W6M21103-11284-P-2224

FCC ID: UZI-PR30

0.0 dBm




Up Line: Peak Limit Line

Down Line: Ave Limit Line

Note:

1. The attached measurement plots are preliminarily pre-scanned with peak detector for determining the final checking frequencies and are for reference only.
2. The some frequencies may exceed the limit line without the specified detectors, but that cannot present the results are failed to the specification of test standard.
3. For corrected test results are listed in the relevant table of radiated test data of this test report.

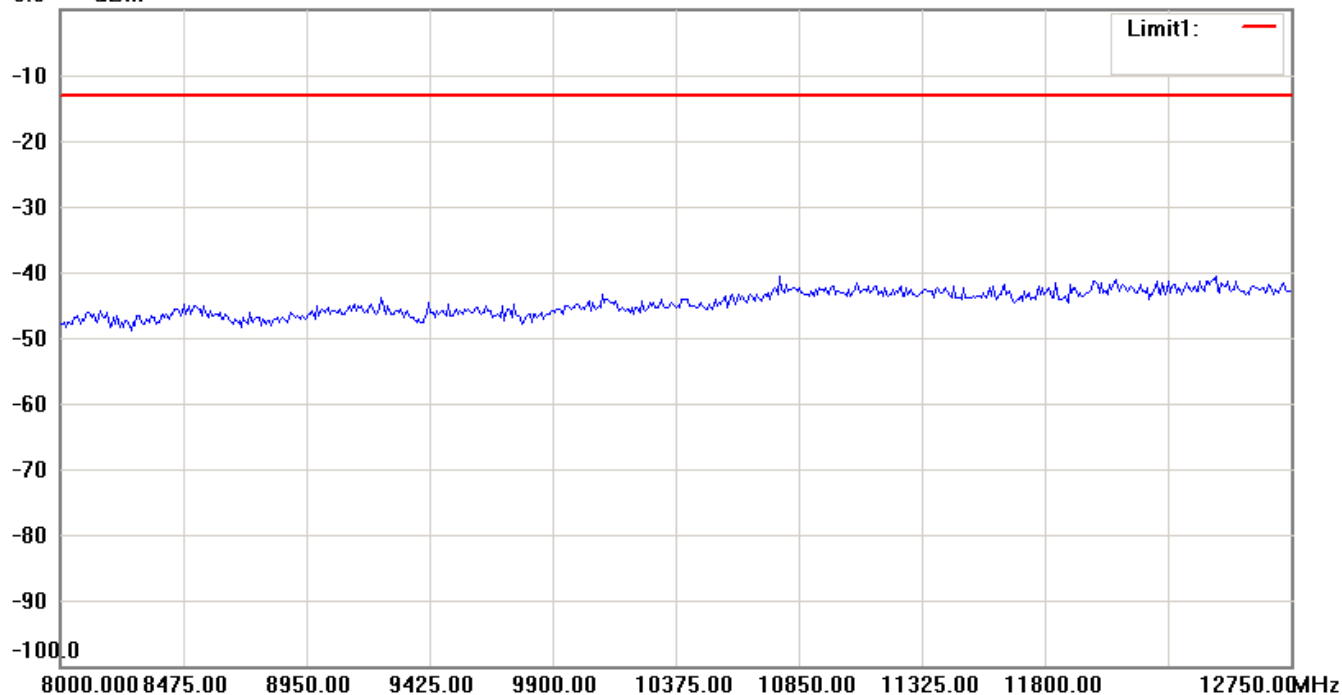


Worldwide Testing Services(Taiwan) Co., Ltd.

Report Number: W6M21103-11284-P-2224

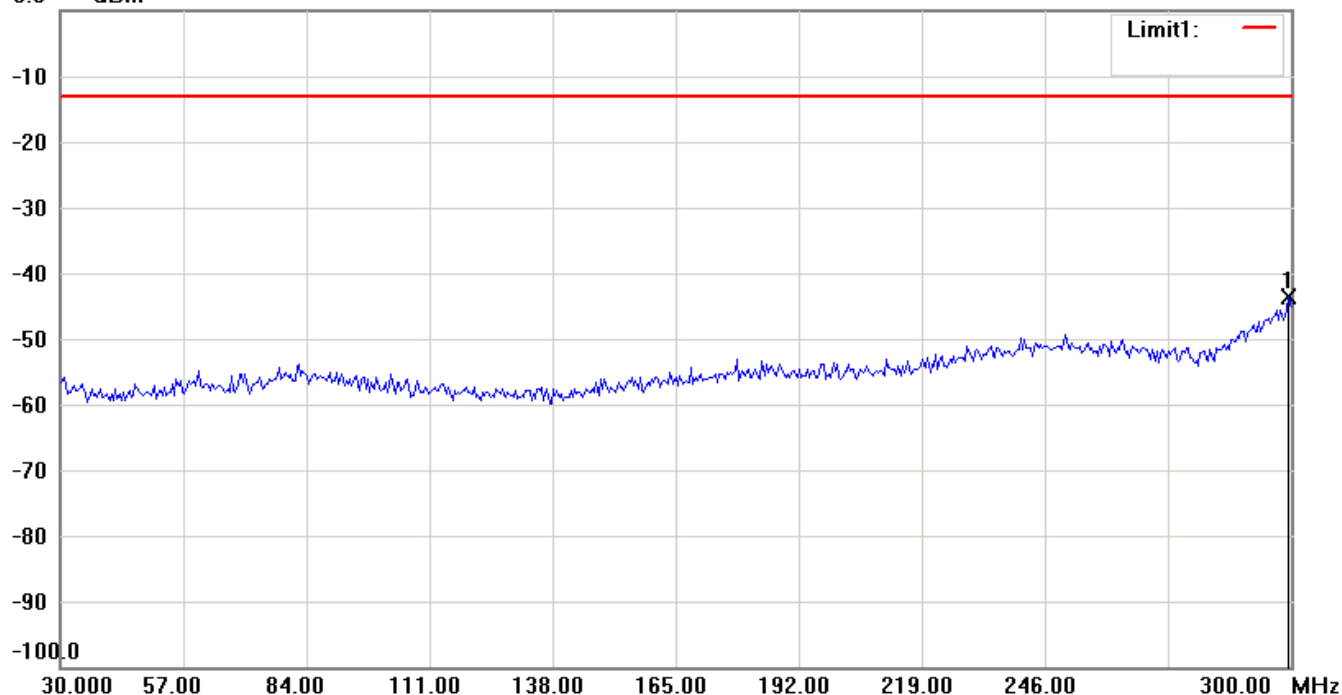
FCC ID: UZI-PR30

0.0 dBm



Antenna Polarization V

0.0 dBm




Up Line: Peak Limit Line

Down Line: Ave Limit Line

Note:

1. The attached measurement plots are preliminarily pre-scanned with peak detector for determining the final checking frequencies and are for reference only.
2. The some frequencies may exceed the limit line without the specified detectors, but that cannot present the results are failed to the specification of test standard.
3. For corrected test results are listed in the relevant table of radiated test data of this test report.

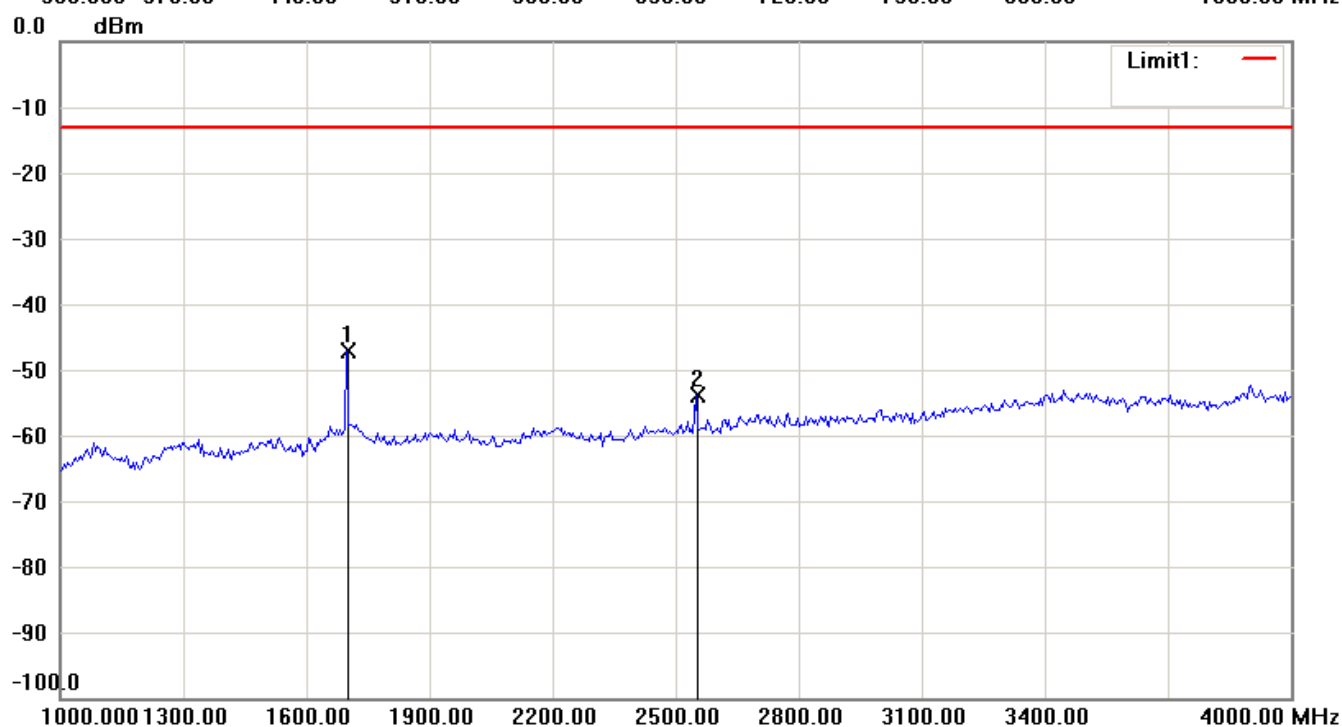
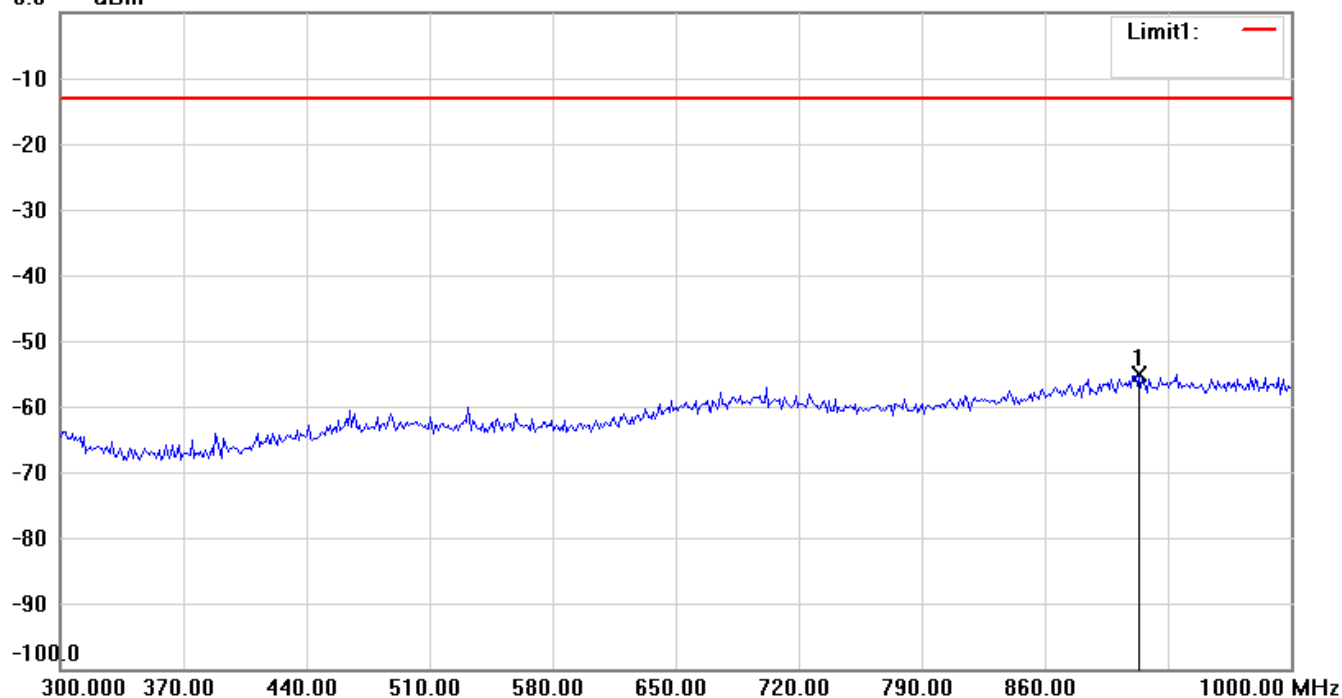


Worldwide Testing Services(Taiwan) Co., Ltd.

Report Number: W6M21103-11284-P-2224

FCC ID: UZI-PR30

0.0 dBm



Up Line: Peak Limit Line

Down Line: Ave Limit Line

Note:

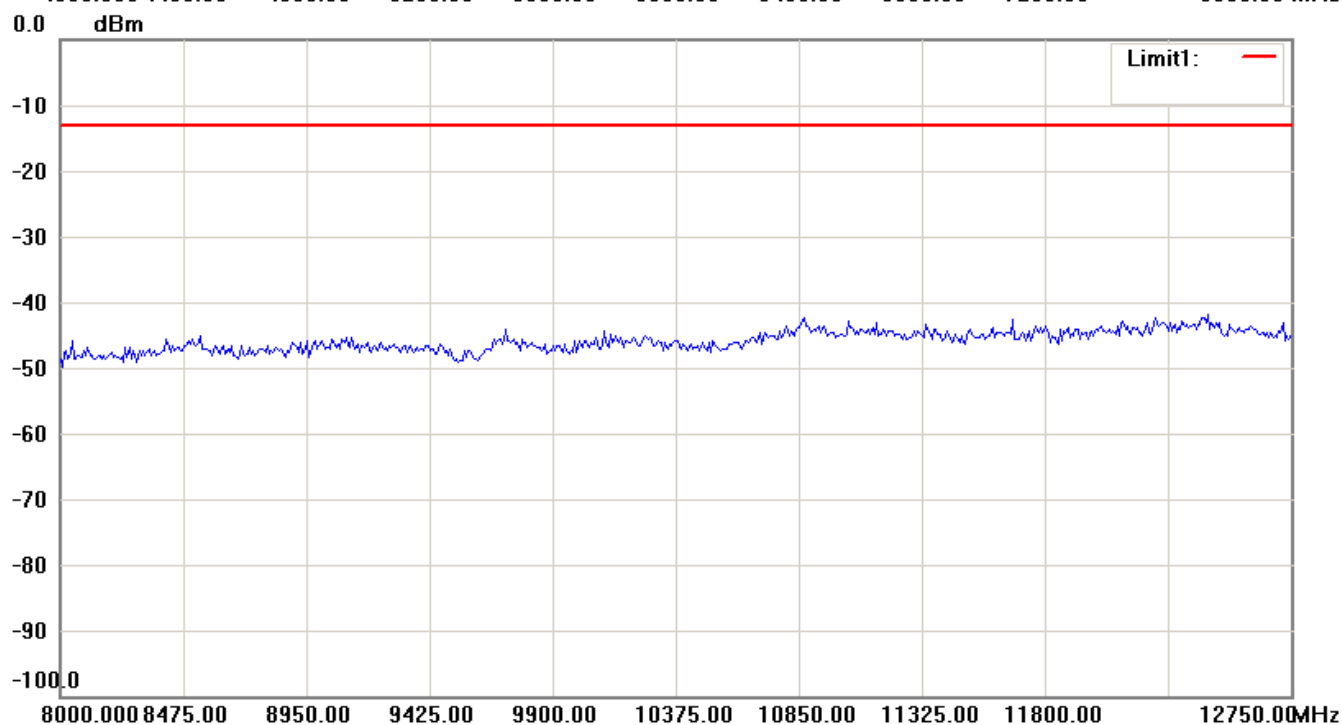
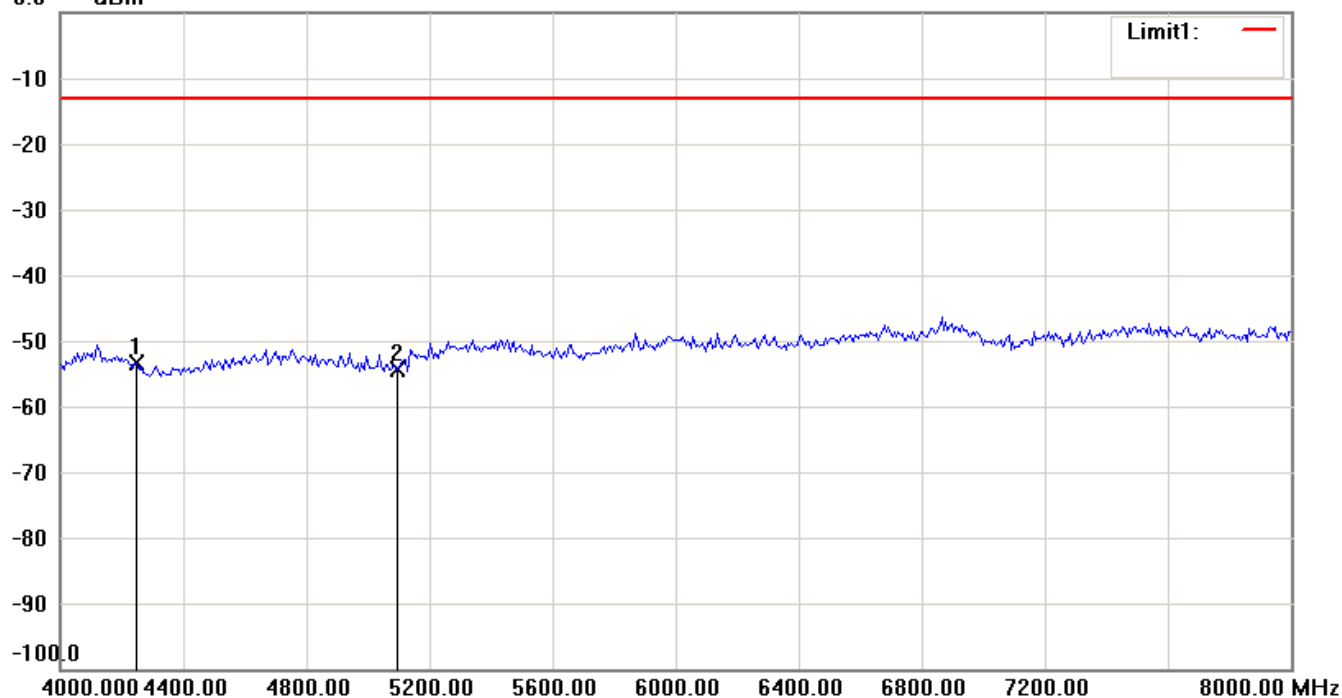
1. The attached measurement plots are preliminarily pre-scanned with peak detector for determining the final checking frequencies and are for reference only.
2. The some frequencies may exceed the limit line without the specified detectors, but that cannot present the results are failed to the specification of test standard.
3. For corrected test results are listed in the relevant table of radiated test data of this test report.



Report Number: W6M21103-11284-P-2224

FCC ID: UZI-PR30

0.0 dBm




Up Line: Peak Limit Line

Down Line: Ave Limit Line

Note:

1. The attached measurement plots are preliminarily pre-scanned with peak detector for determining the final checking frequencies and are for reference only.
2. The some frequencies may exceed the limit line without the specified detectors, but that cannot present the results are failed to the specification of test standard.
3. For corrected test results are listed in the relevant table of radiated test data of this test report.



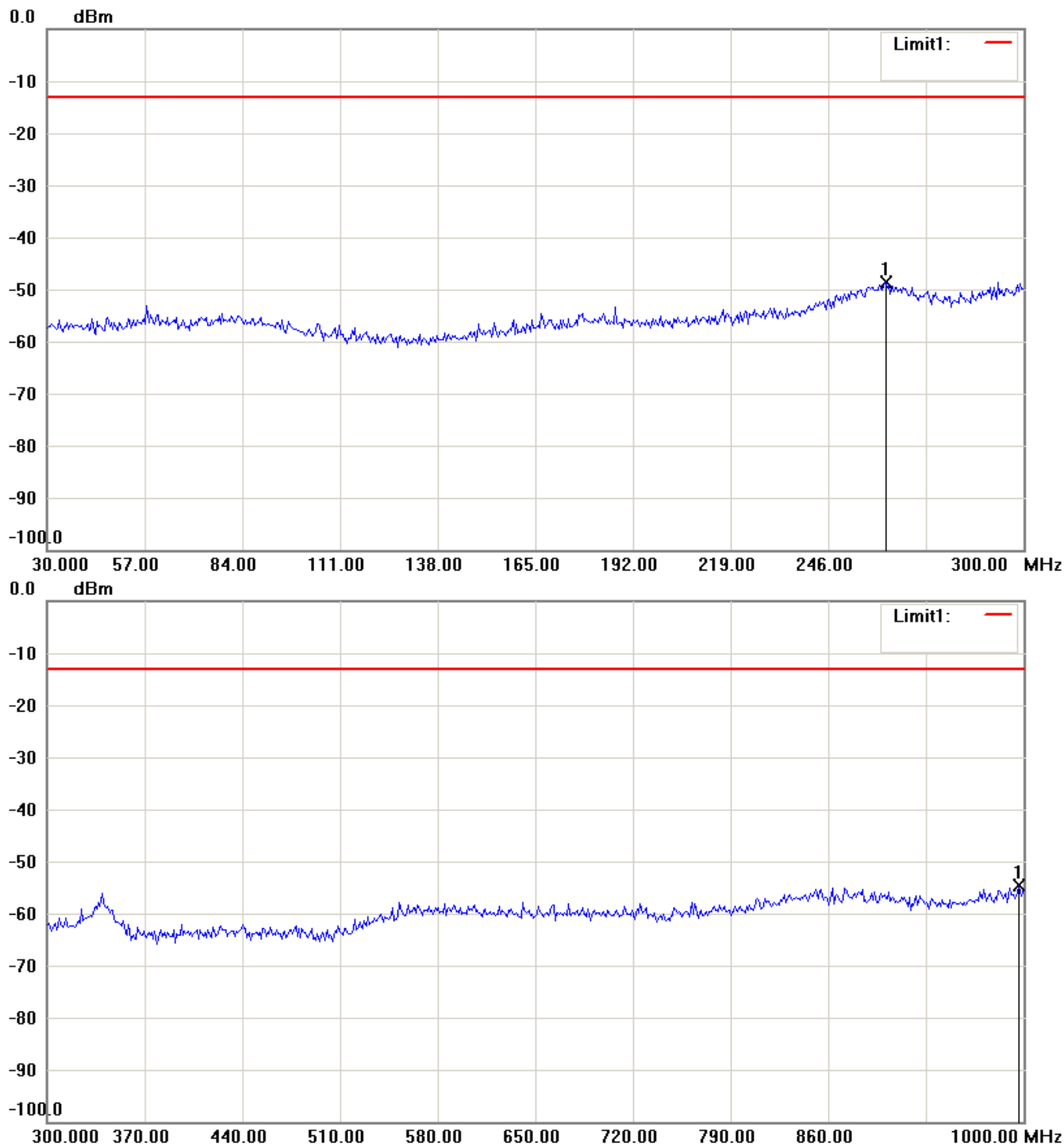
Worldwide Testing Services(Taiwan) Co., Ltd.

Report Number: W6M21103-11284-P-2224

FCC ID: UZI-PR30

850 band_ CH 251_3.5 V

Antenna Polarization H



Up Line: Peak Limit Line

Down Line: Ave Limit Line

Note:

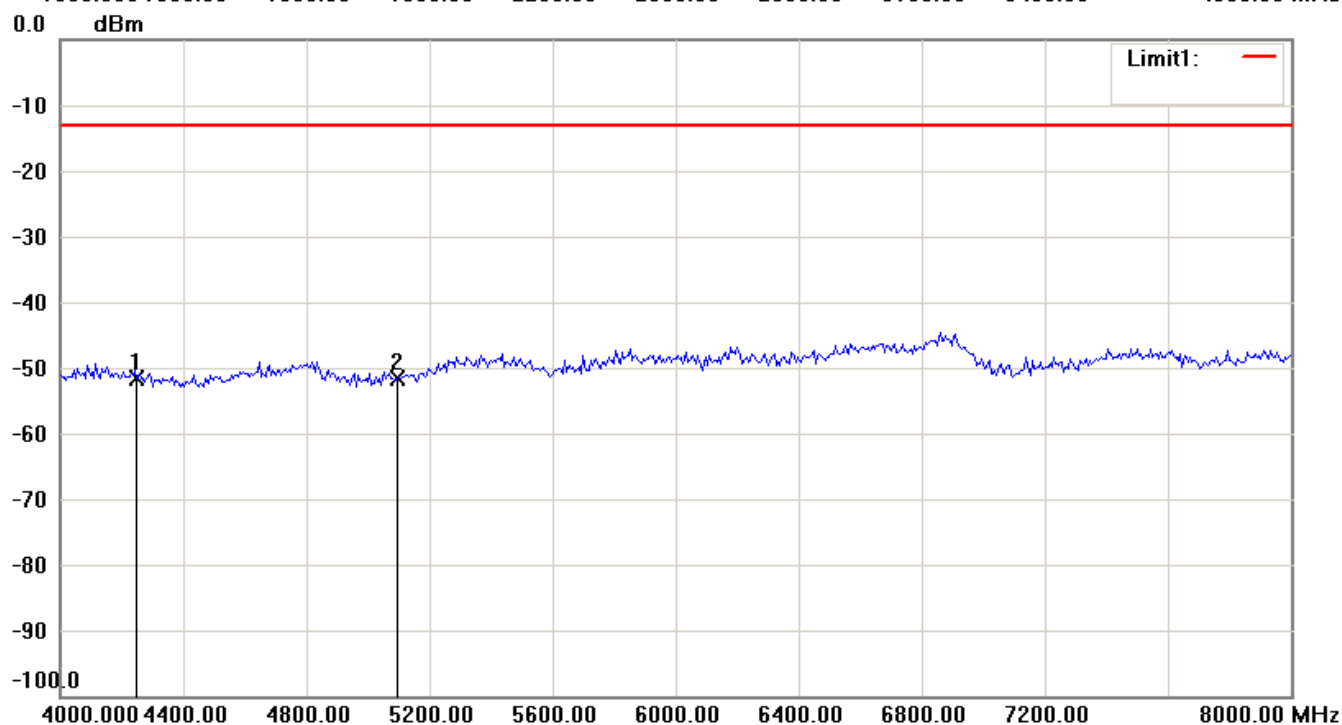
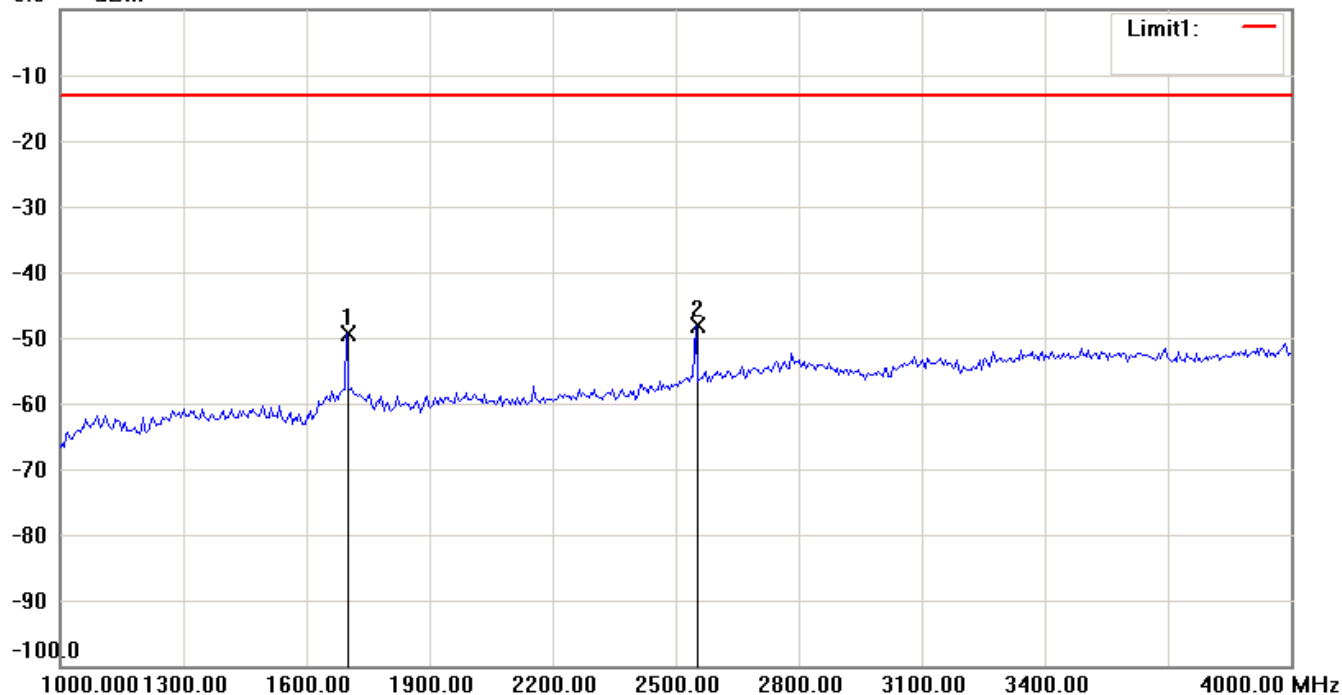
1. The attached measurement plots are preliminarily pre-scanned with peak detector for determining the final checking frequencies and are for reference only.
2. The some frequencies may exceed the limit line without the specified detectors, but that cannot present the results are failed to the specification of test standard.
3. For corrected test results are listed in the relevant table of radiated test data of this test report.



Report Number: W6M21103-11284-P-2224

FCC ID: UZI-PR30

0.0 dBm




Up Line: Peak Limit Line

Down Line: Ave Limit Line

Note:

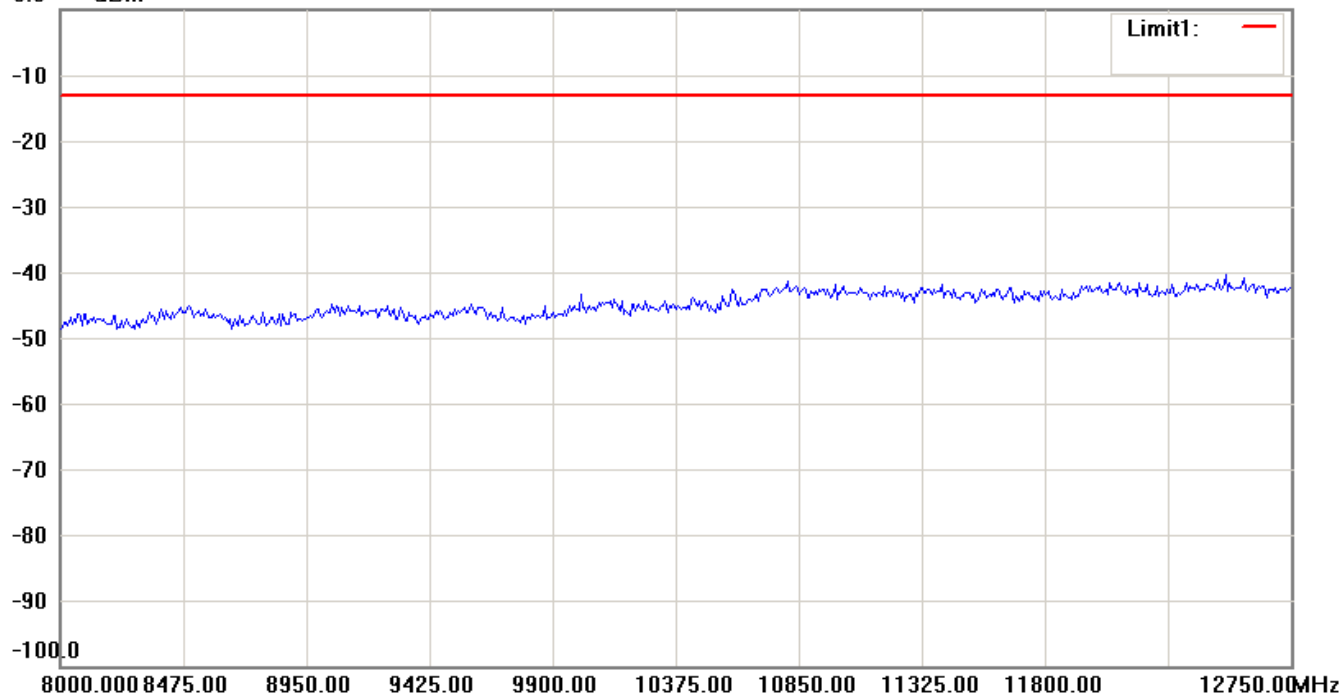
1. The attached measurement plots are preliminarily pre-scanned with peak detector for determining the final checking frequencies and are for reference only.
2. The some frequencies may exceed the limit line without the specified detectors, but that cannot present the results are failed to the specification of test standard.
3. For corrected test results are listed in the relevant table of radiated test data of this test report.



Report Number: W6M21103-11284-P-2224

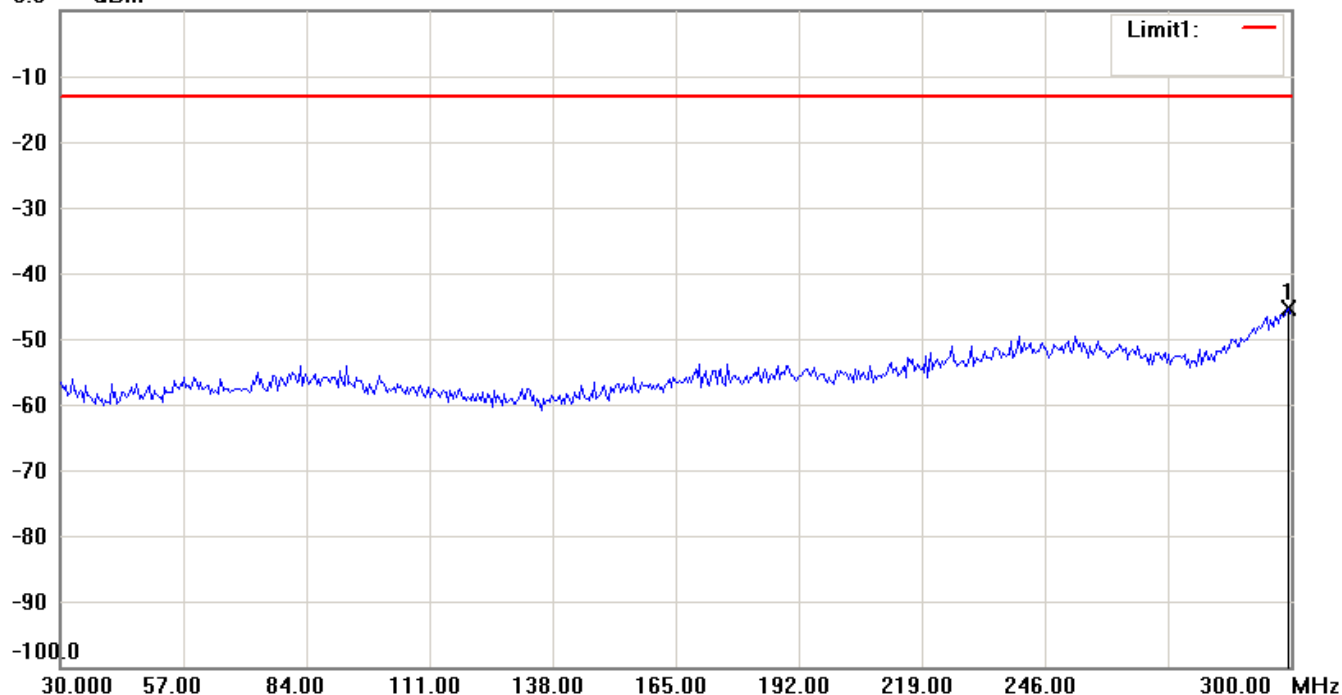
FCC ID: UZI-PR30

0.0 dBm



Antenna Polarization V

0.0 dBm



Up Line: Peak Limit Line

Down Line: Ave Limit Line

Note:

1. The attached measurement plots are preliminarily pre-scanned with peak detector for determining the final checking frequencies and are for reference only.
2. The some frequencies may exceed the limit line without the specified detectors, but that cannot present the results are failed to the specification of test standard.
3. For corrected test results are listed in the relevant table of radiated test data of this test report.

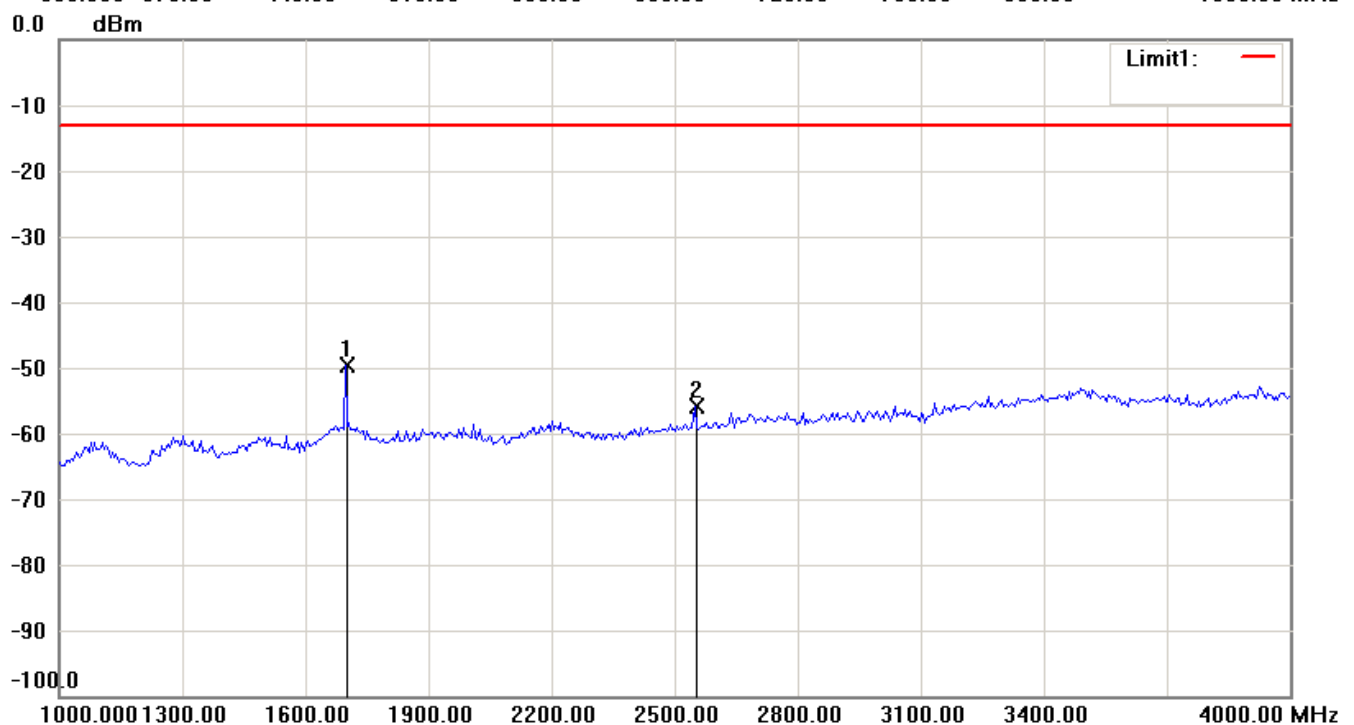
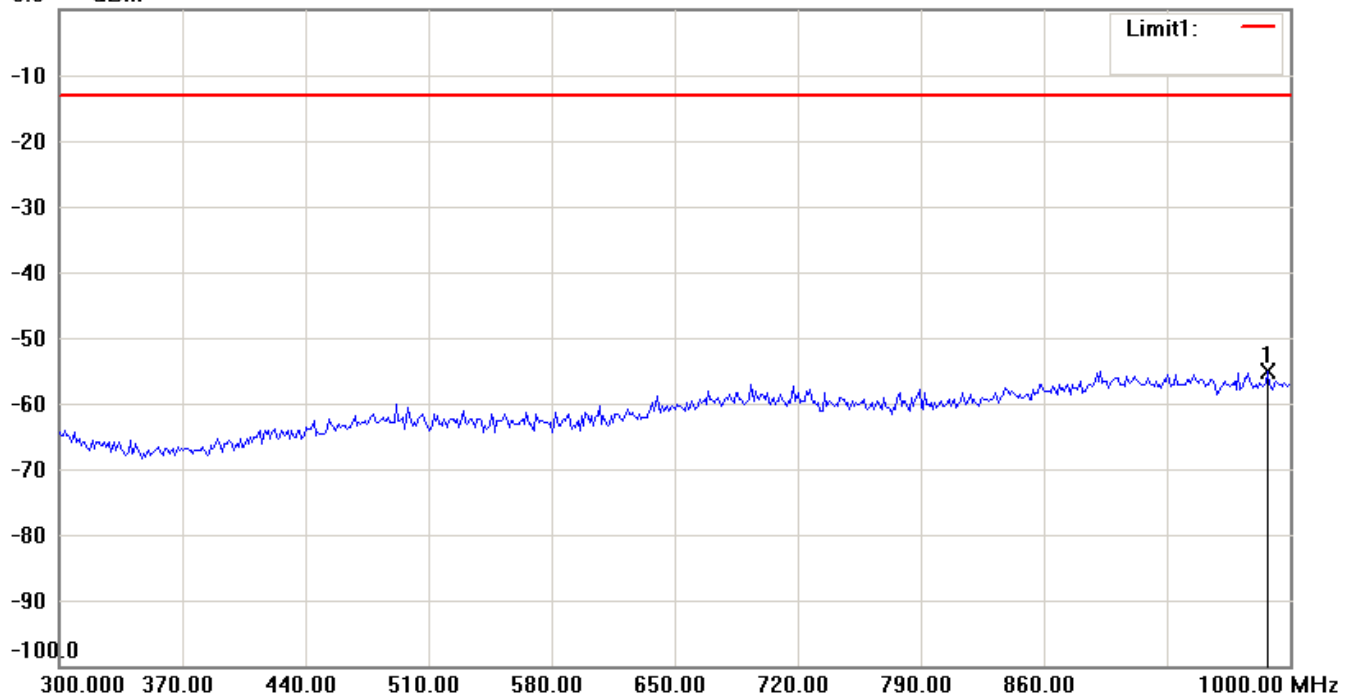


Worldwide Testing Services(Taiwan) Co., Ltd.

Report Number: W6M21103-11284-P-2224

FCC ID: UZI-PR30

0.0 dBm




Up Line: Peak Limit Line

Down Line: Ave Limit Line

Note:

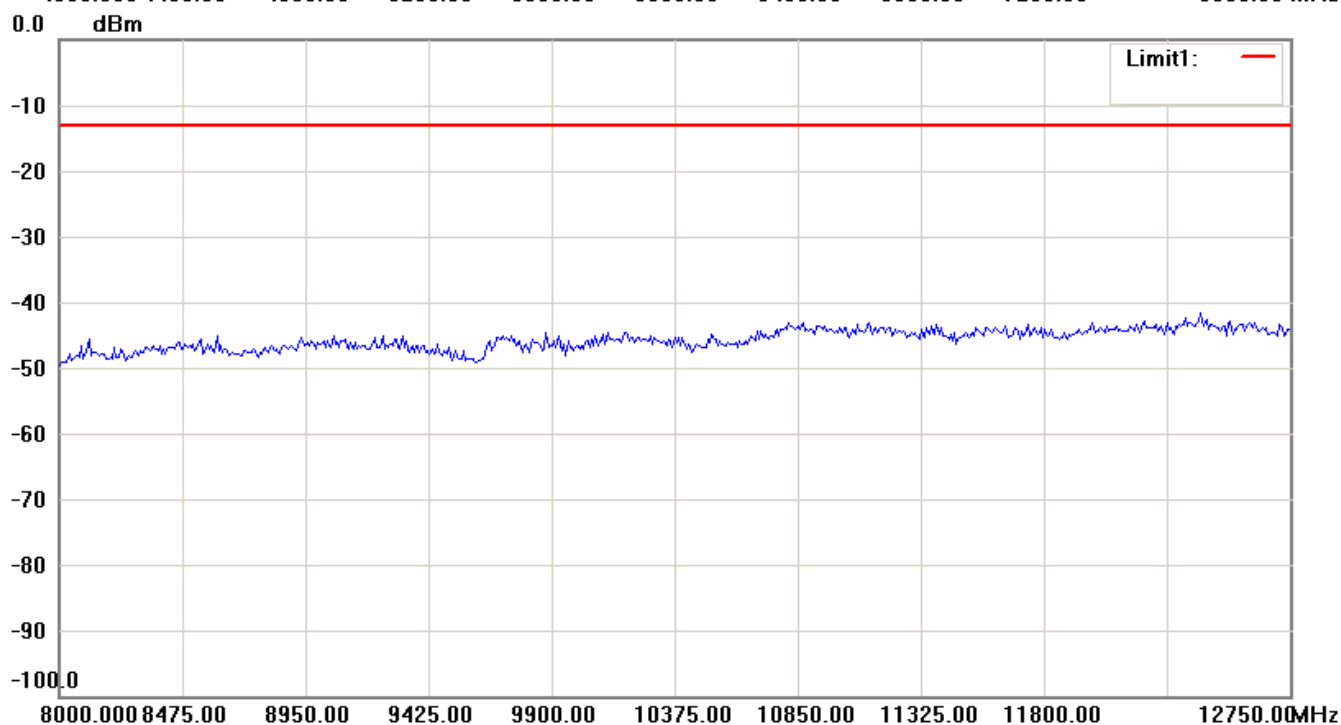
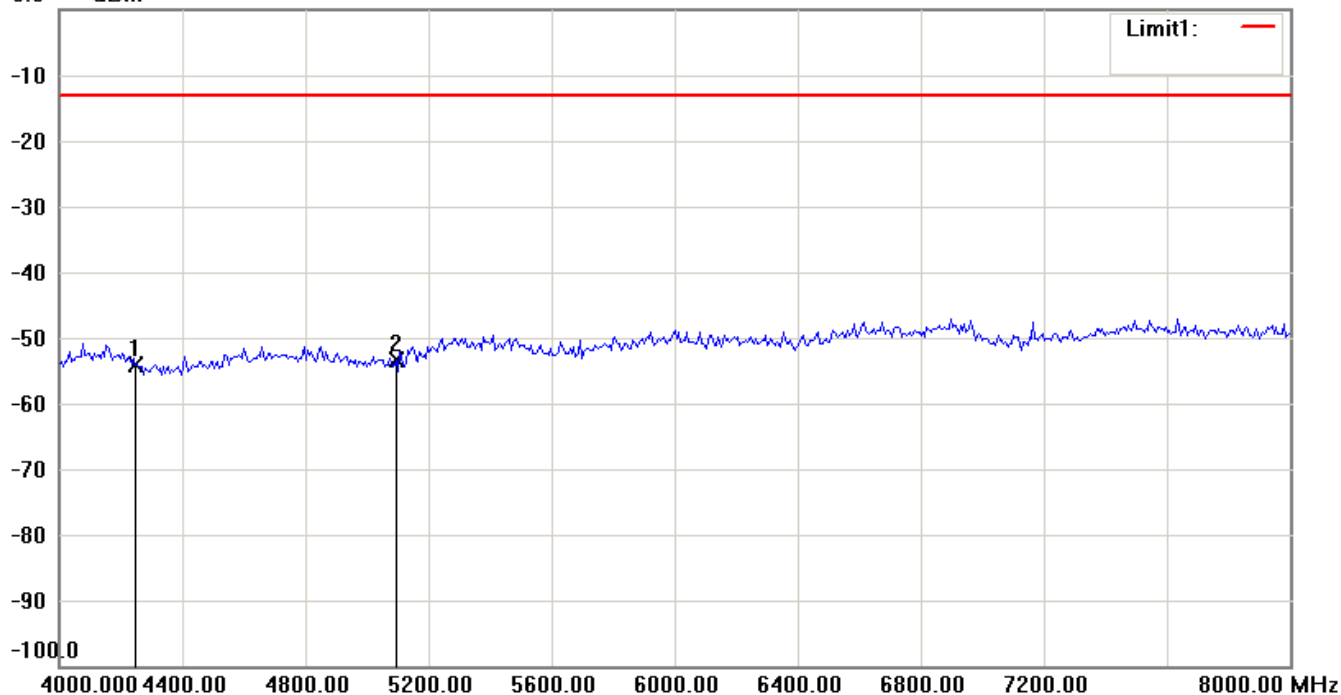
1. The attached measurement plots are preliminarily pre-scanned with peak detector for determining the final checking frequencies and are for reference only.
2. The some frequencies may exceed the limit line without the specified detectors, but that cannot present the results are failed to the specification of test standard.
3. For corrected test results are listed in the relevant table of radiated test data of this test report.



Report Number: W6M21103-11284-P-2224

FCC ID: UZI-PR30

0.0 dBm




Up Line: Peak Limit Line

Down Line: Ave Limit Line

Note:

1. The attached measurement plots are preliminarily pre-scanned with peak detector for determining the final checking frequencies and are for reference only.
2. The some frequencies may exceed the limit line without the specified detectors, but that cannot present the results are failed to the specification of test standard.
3. For corrected test results are listed in the relevant table of radiated test data of this test report.



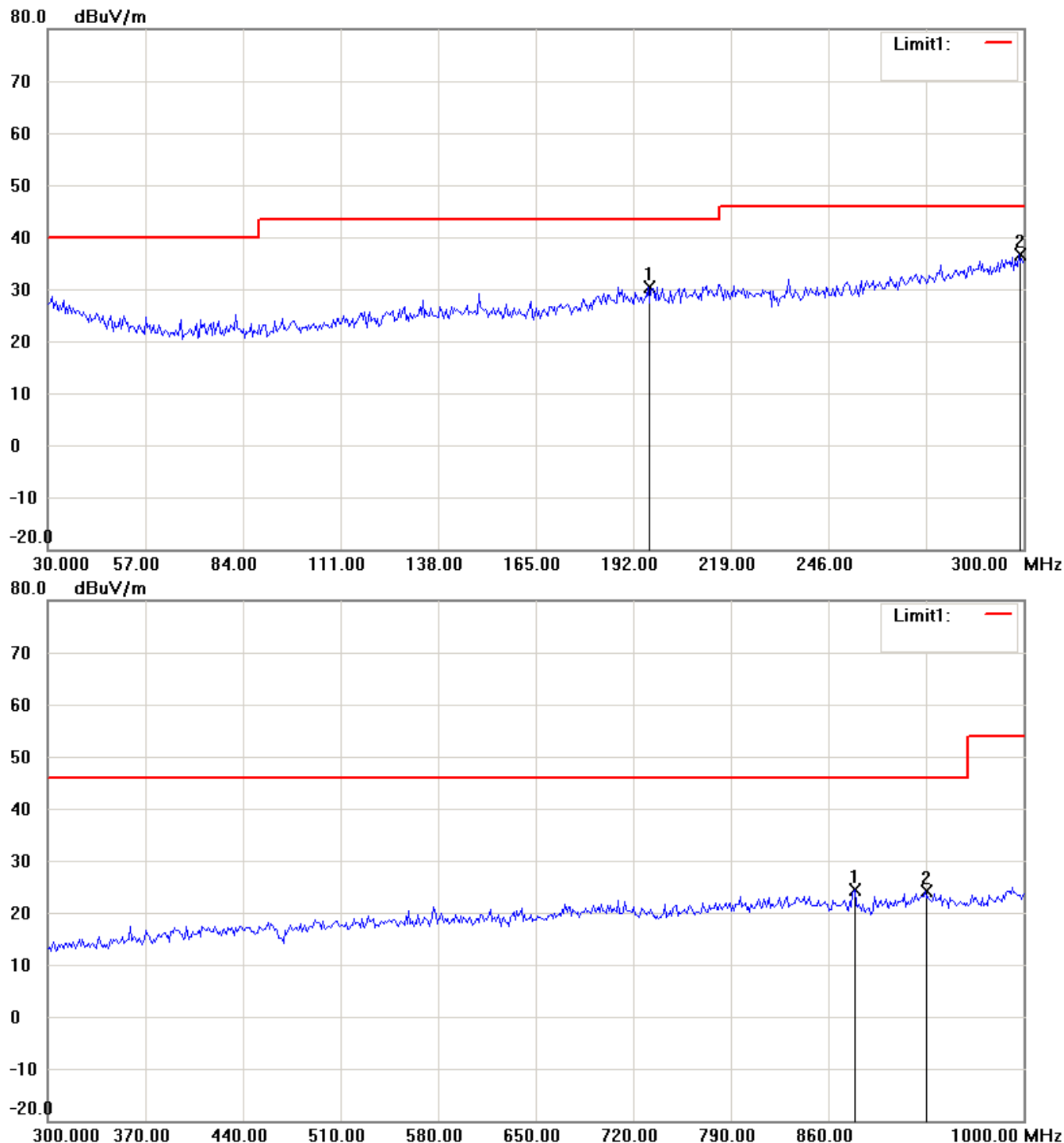
Worldwide Testing Services(Taiwan) Co., Ltd.

Report Number: W6M21103-11284-P-2224

FCC ID: UZI-PR30

850 band_Idle Mode_4.2 V

Antenna Polarization H




Up Line: Peak Limit Line

Down Line: Ave Limit Line

Note:

1. The attached measurement plots are preliminarily pre-scanned with peak detector for determining the final checking frequencies and are for reference only.
2. The some frequencies may exceed the limit line without the specified detectors, but that cannot present the results are failed to the specification of test standard.
3. For corrected test results are listed in the relevant table of radiated test data of this test report.

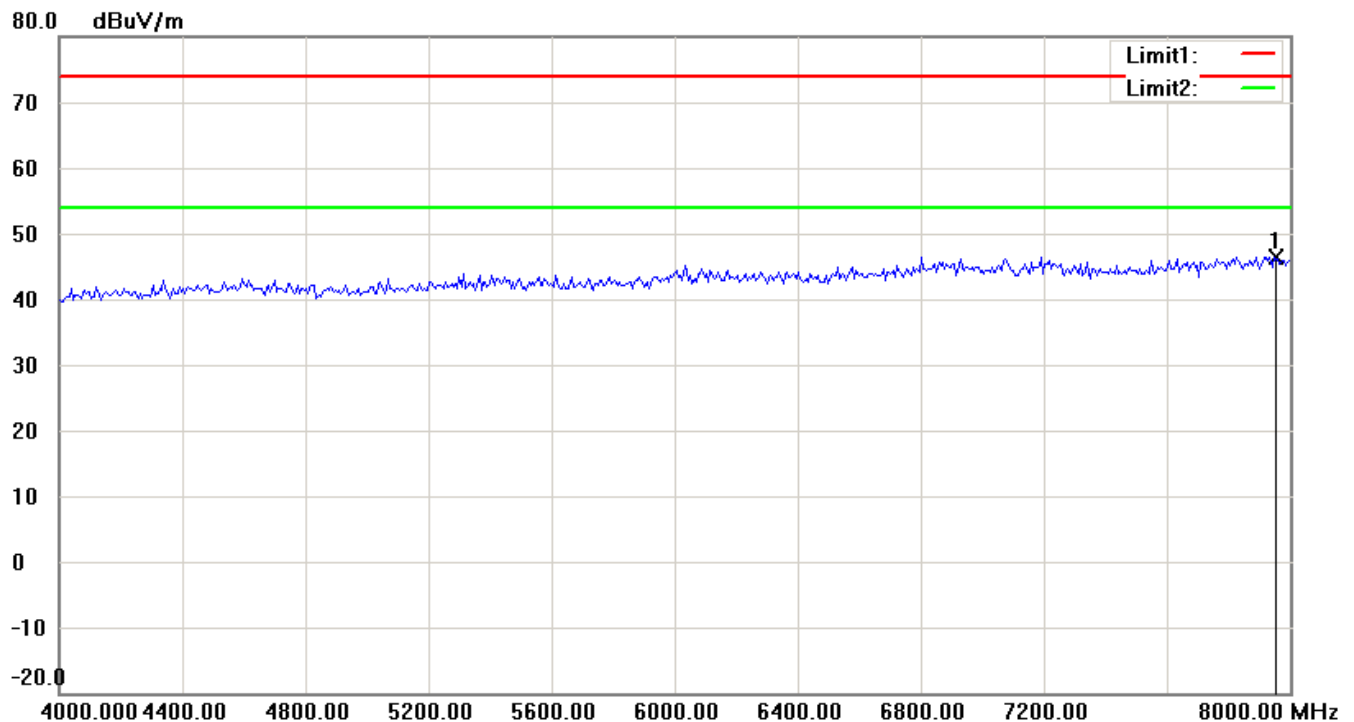
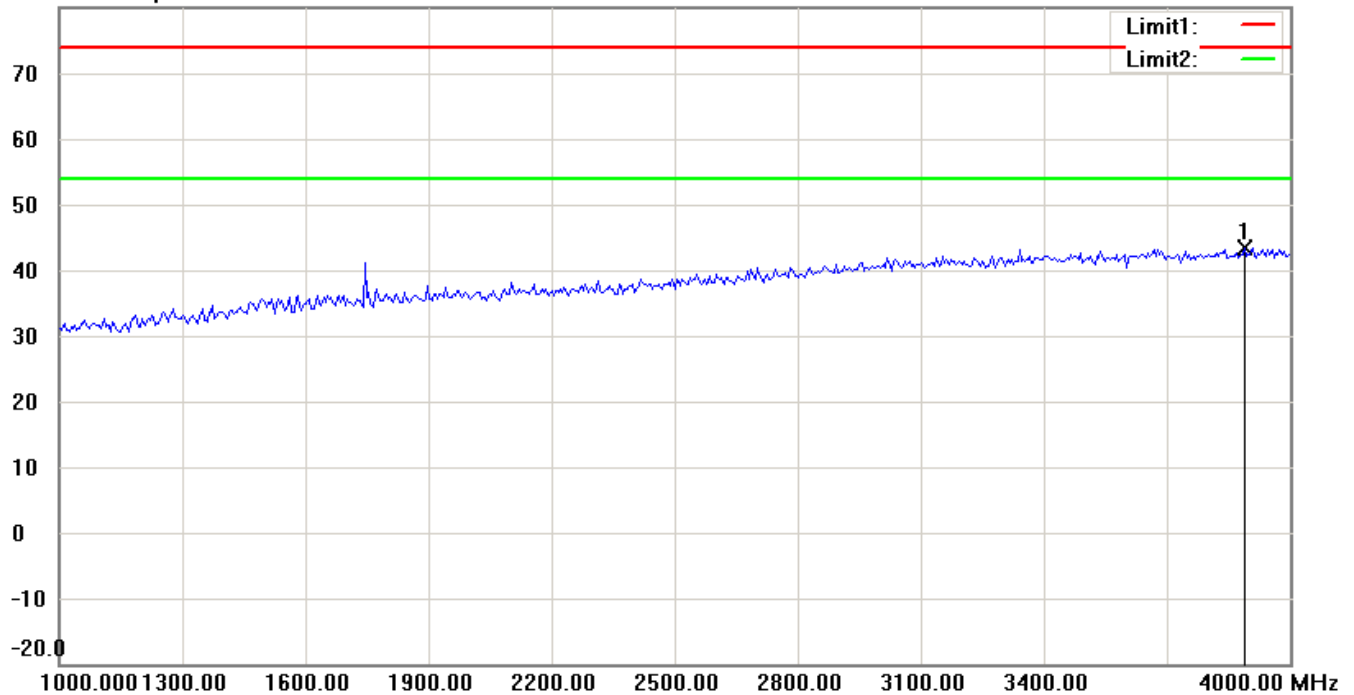


Worldwide Testing Services(Taiwan) Co., Ltd.

Report Number: W6M21103-11284-P-2224

FCC ID: UZI-PR30

80.0 dBuV/m



Up Line: Peak Limit Line

Down Line: Ave Limit Line

Note:

1. The attached measurement plots are preliminarily pre-scanned with peak detector for determining the final checking frequencies and are for reference only.
2. The some frequencies may exceed the limit line without the specified detectors, but that cannot present the results are failed to the specification of test standard.
3. For corrected test results are listed in the relevant table of radiated test data of this test report.

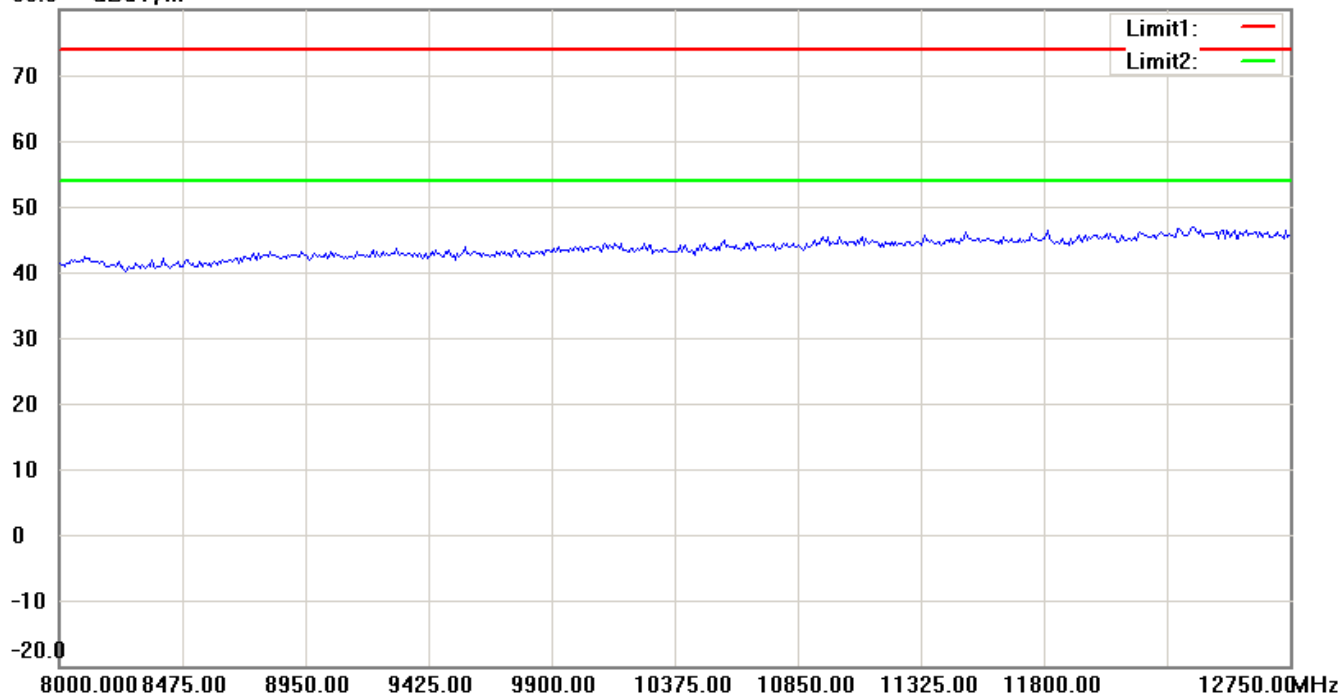


Worldwide Testing Services(Taiwan) Co., Ltd.

Report Number: W6M21103-11284-P-2224

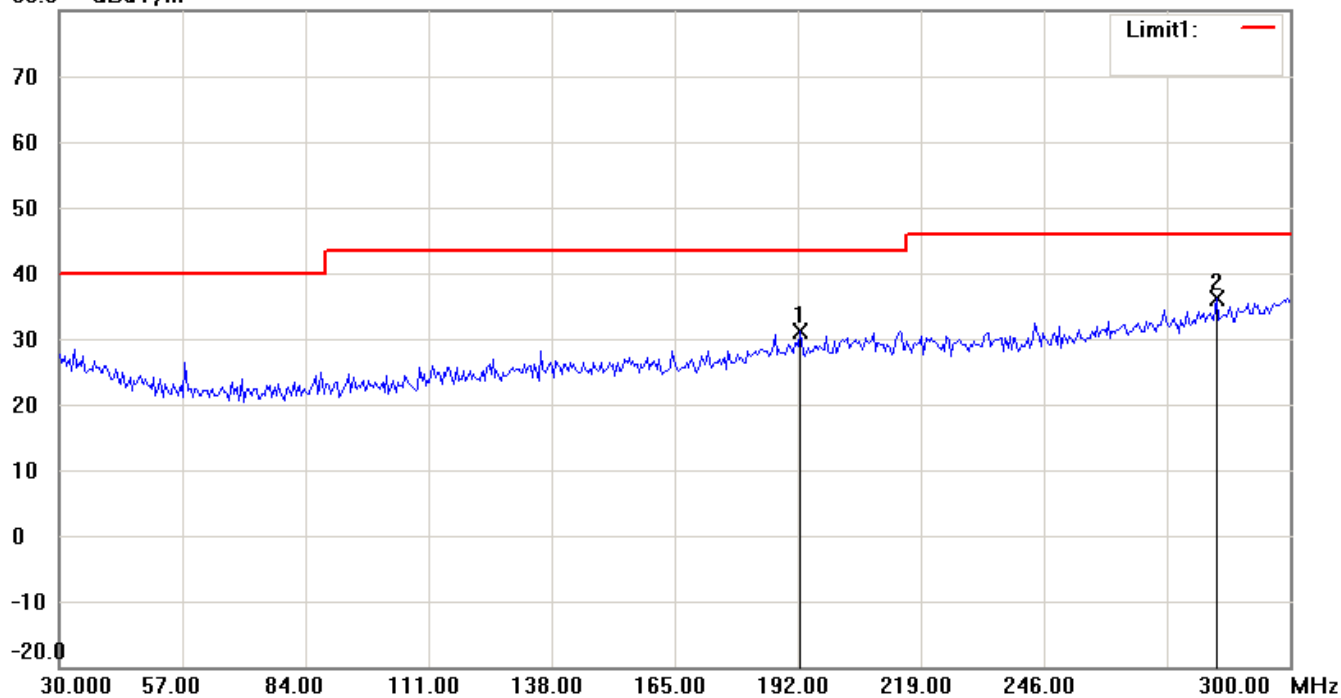
FCC ID: UZI-PR30

80.0 dBuV/m



Antenna Polarization V

80.0 dBuV/m




Up Line: Peak Limit Line

Down Line: Ave Limit Line

Note:

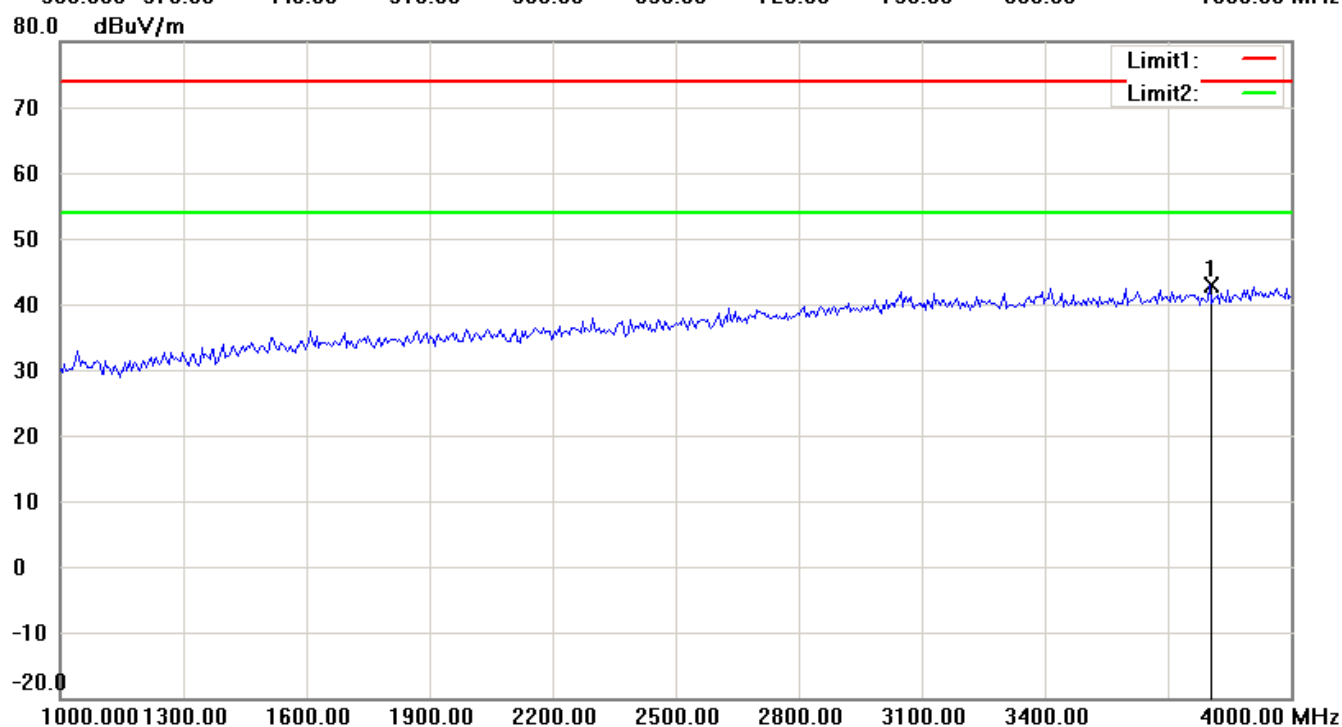
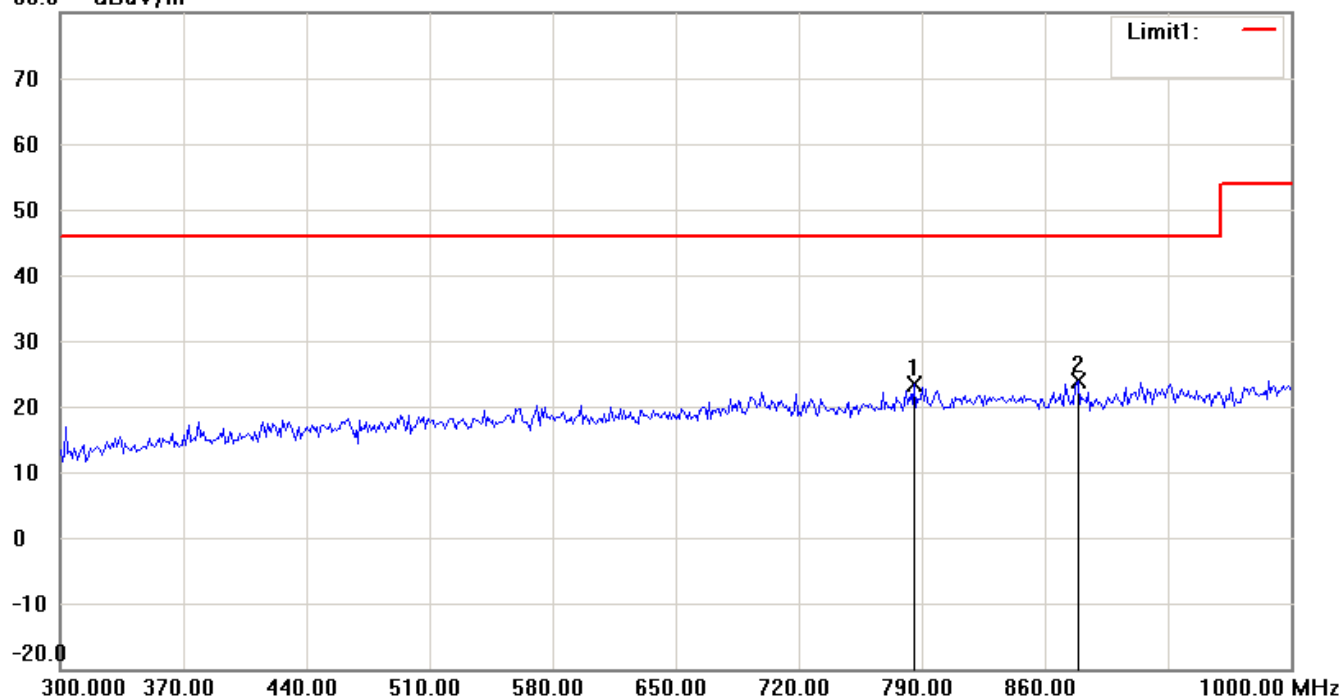
1. The attached measurement plots are preliminarily pre-scanned with peak detector for determining the final checking frequencies and are for reference only.
2. The some frequencies may exceed the limit line without the specified detectors, but that cannot present the results are failed to the specification of test standard.
3. For corrected test results are listed in the relevant table of radiated test data of this test report.



Report Number: W6M21103-11284-P-2224

FCC ID: UZI-PR30

80.0 dBuV/m



Up Line: Peak Limit Line

Down Line: Ave Limit Line

Note:

1. The attached measurement plots are preliminarily pre-scanned with peak detector for determining the final checking frequencies and are for reference only.
2. The some frequencies may exceed the limit line without the specified detectors, but that cannot present the results are failed to the specification of test standard.
3. For corrected test results are listed in the relevant table of radiated test data of this test report.

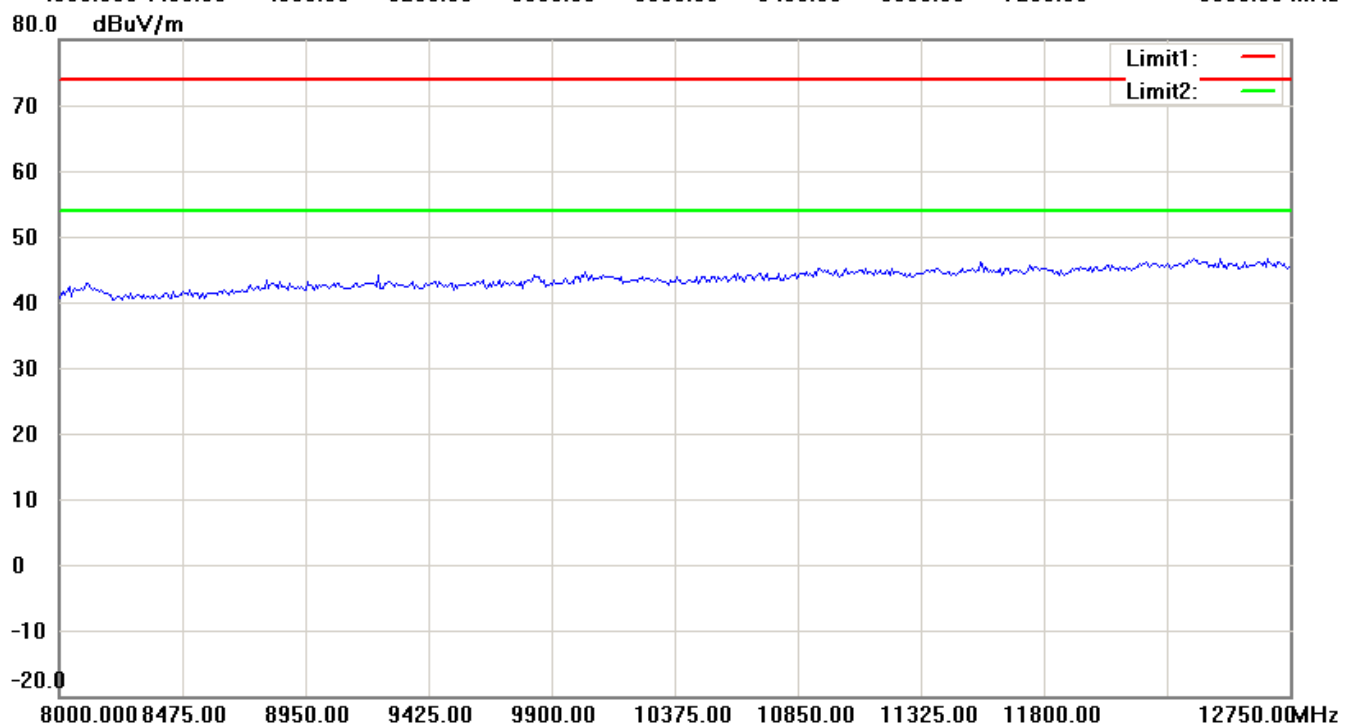
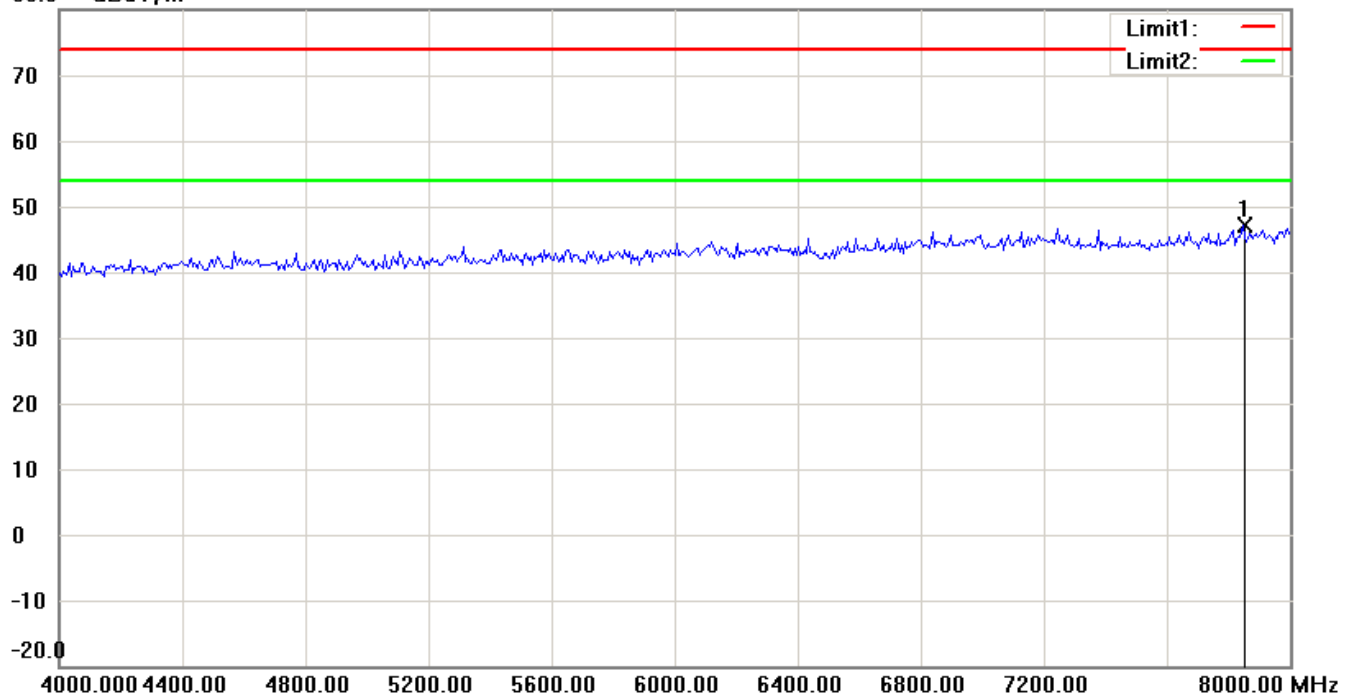


Worldwide Testing Services(Taiwan) Co., Ltd.

Report Number: W6M21103-11284-P-2224

FCC ID: UZI-PR30

80.0 dBuV/m




Up Line: Peak Limit Line

Down Line: Ave Limit Line

Note:

1. The attached measurement plots are preliminarily pre-scanned with peak detector for determining the final checking frequencies and are for reference only.
2. The some frequencies may exceed the limit line without the specified detectors, but that cannot present the results are failed to the specification of test standard.
3. For corrected test results are listed in the relevant table of radiated test data of this test report.



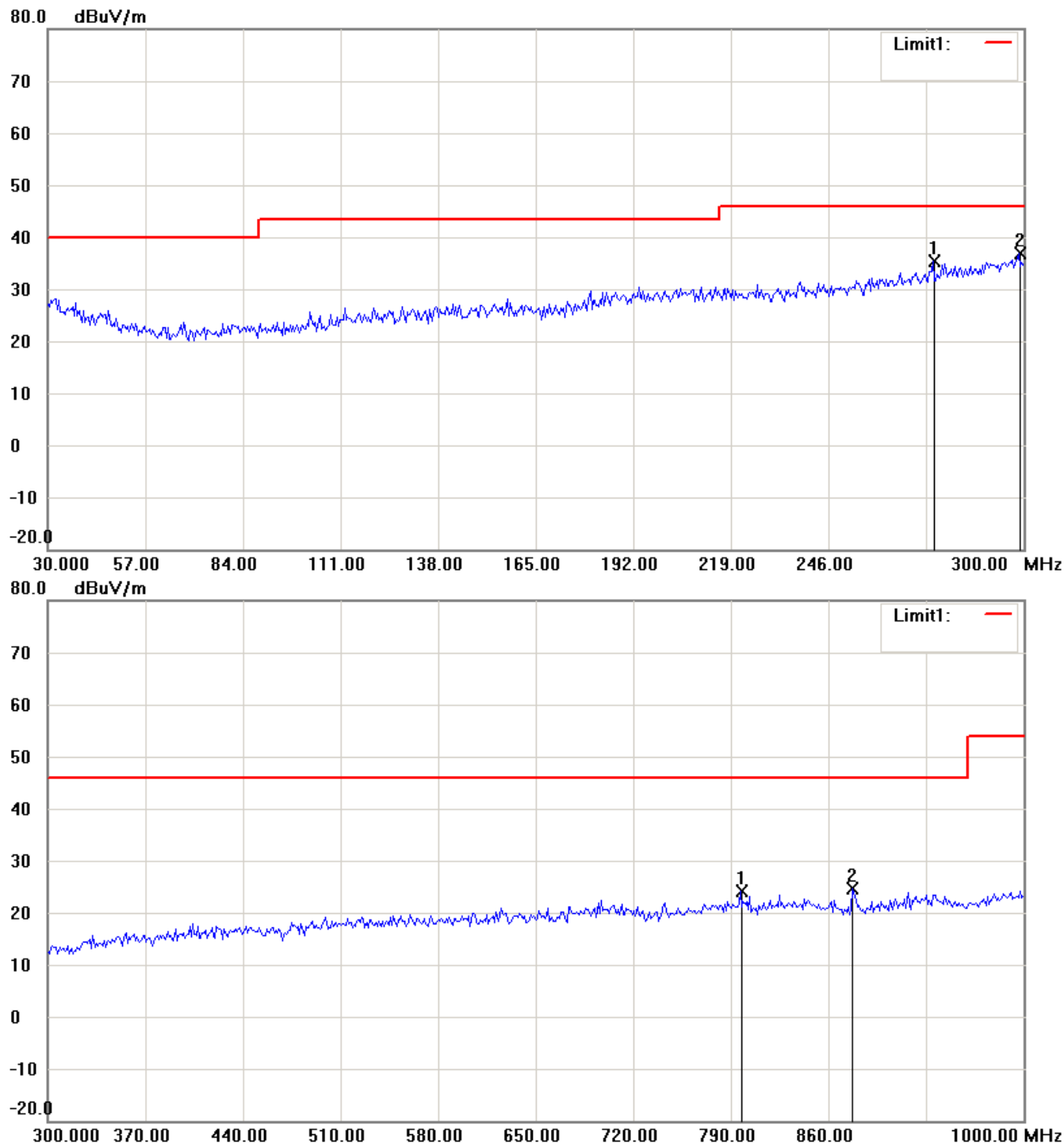
Worldwide Testing Services(Taiwan) Co., Ltd.

Report Number: W6M21103-11284-P-2224

FCC ID: UZI-PR30

850 band_Idle Mode_3.5 V

Antenna Polarization H



Up Line: Peak Limit Line

Down Line: Ave Limit Line

Note:

1. The attached measurement plots are preliminarily pre-scanned with peak detector for determining the final checking frequencies and are for reference only.
2. The some frequencies may exceed the limit line without the specified detectors, but that cannot present the results are failed to the specification of test standard.
3. For corrected test results are listed in the relevant table of radiated test data of this test report.

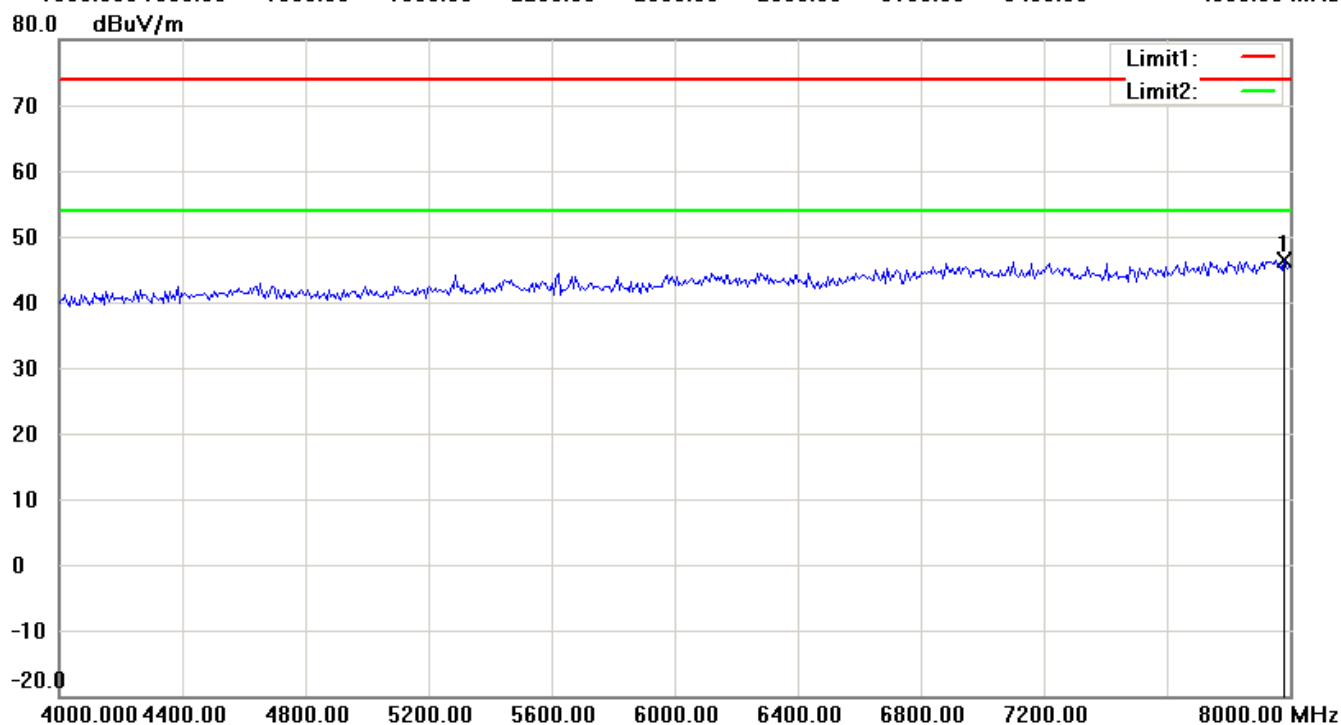
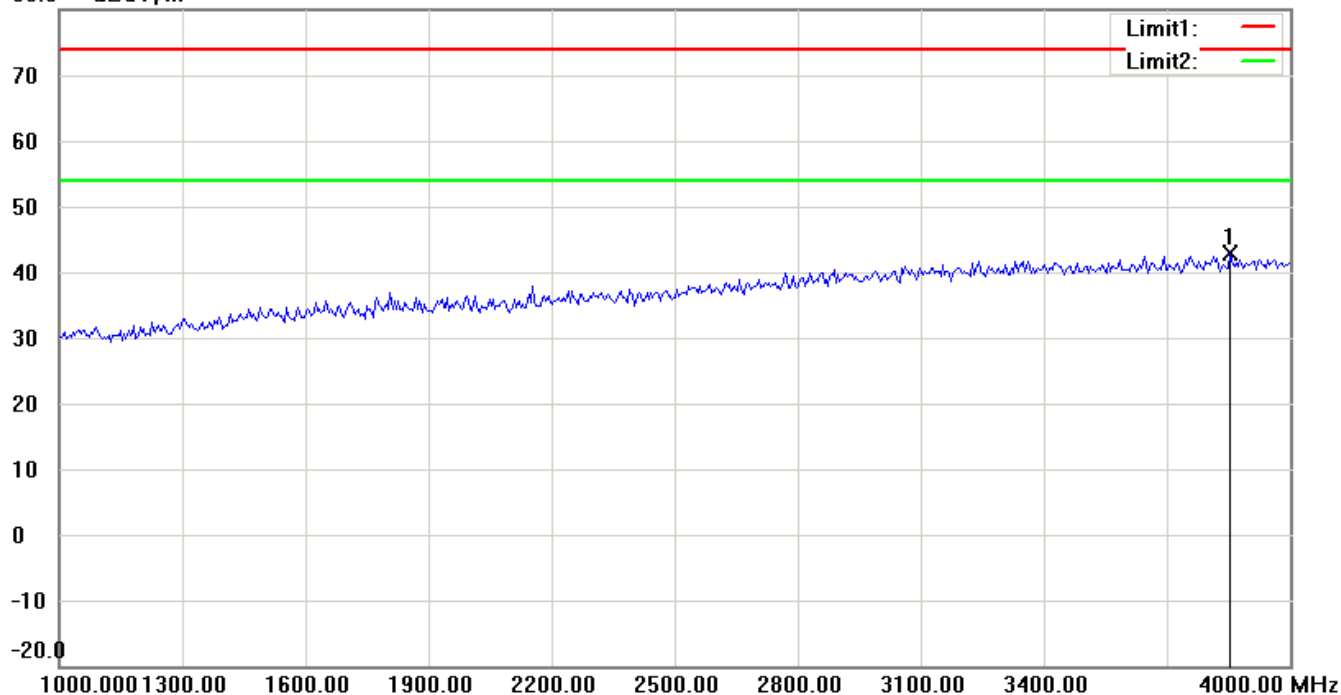


Worldwide Testing Services(Taiwan) Co., Ltd.

Report Number: W6M21103-11284-P-2224

FCC ID: UZI-PR30

80.0 dBuV/m




Up Line: Peak Limit Line

Down Line: Ave Limit Line

Note:

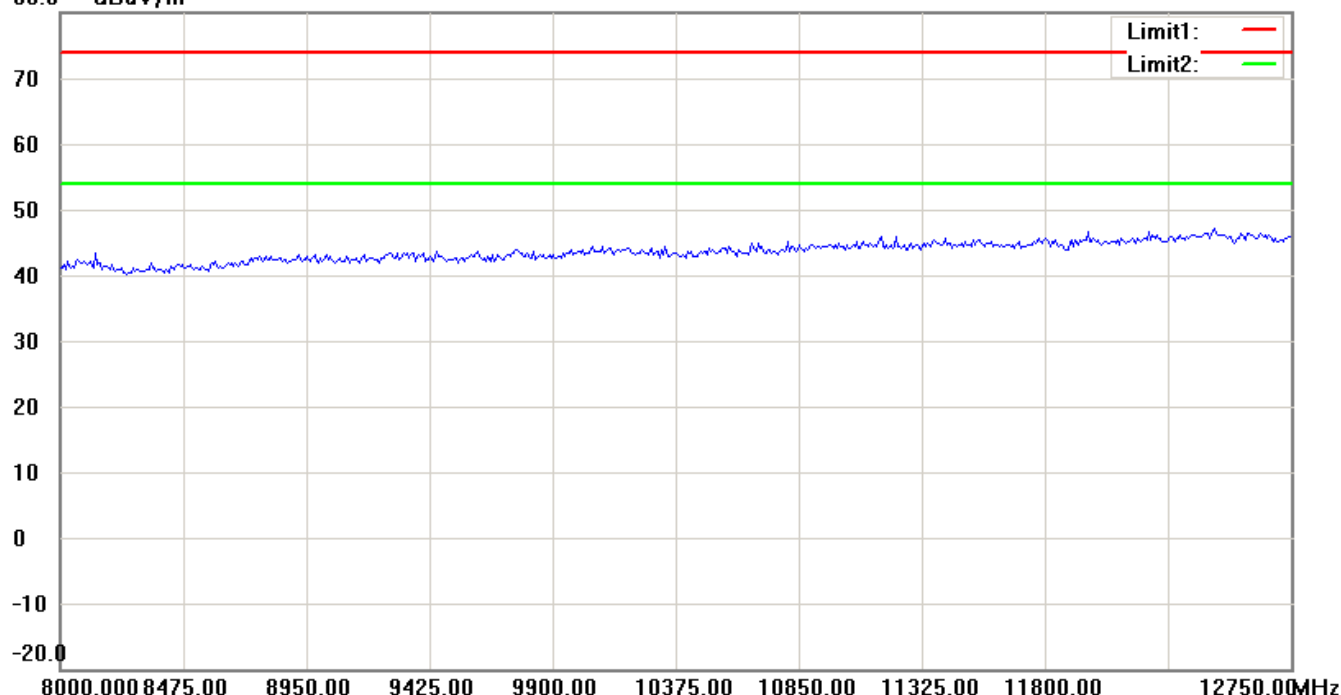
1. The attached measurement plots are preliminarily pre-scanned with peak detector for determining the final checking frequencies and are for reference only.
2. The some frequencies may exceed the limit line without the specified detectors, but that cannot present the results are failed to the specification of test standard.
3. For corrected test results are listed in the relevant table of radiated test data of this test report.



Report Number: W6M21103-11284-P-2224

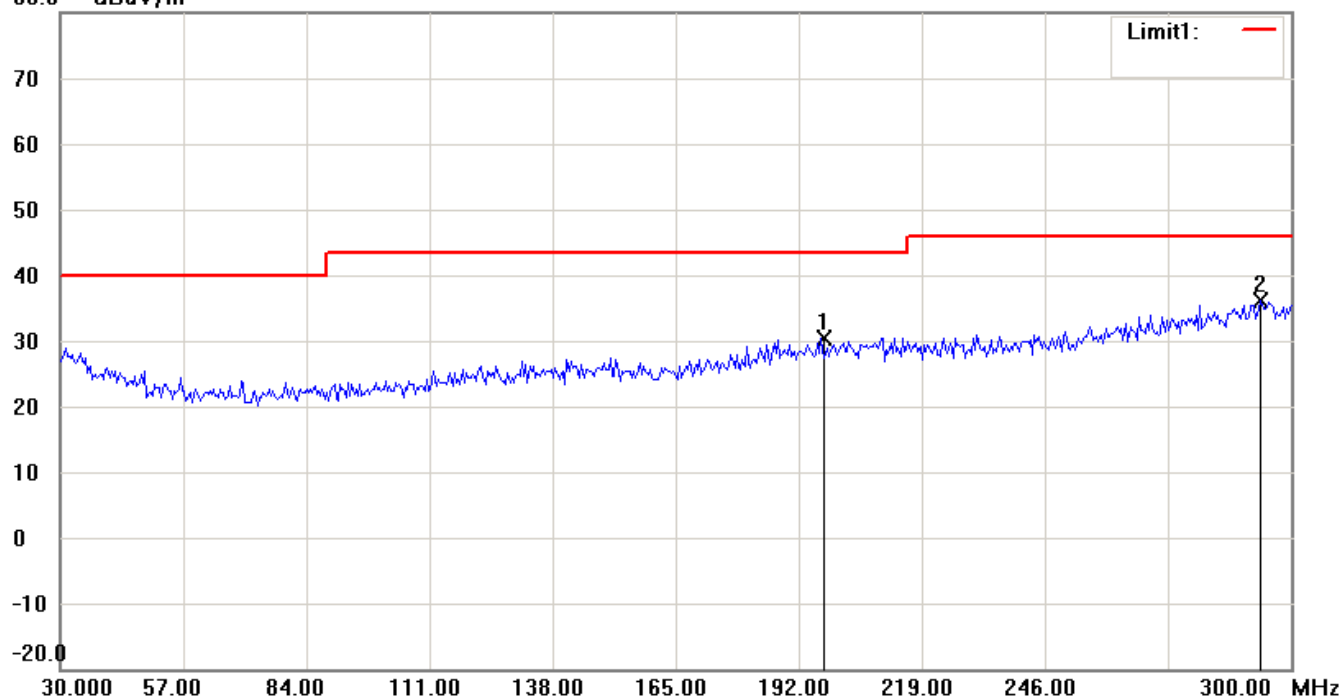
FCC ID: UZI-PR30

80.0 dBuV/m



Antenna Polarization V

80.0 dBuV/m




Up Line: Peak Limit Line

Down Line: Ave Limit Line

Note:

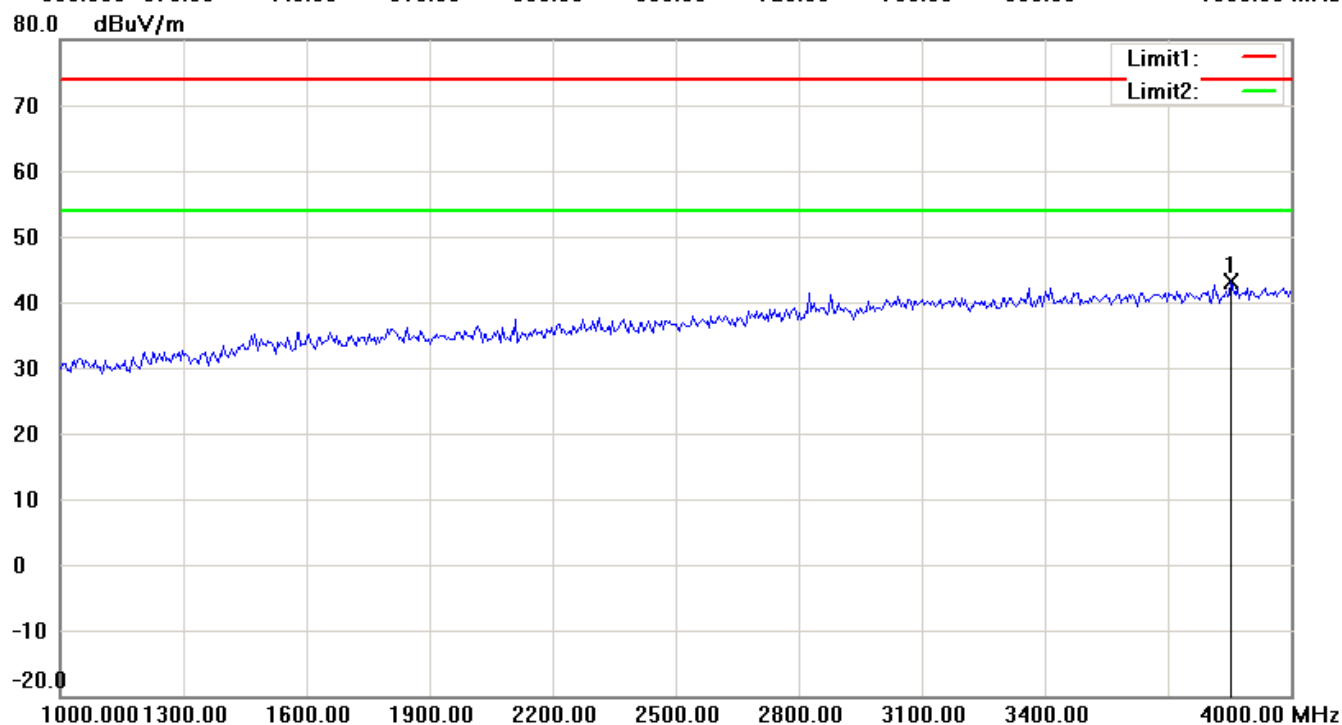
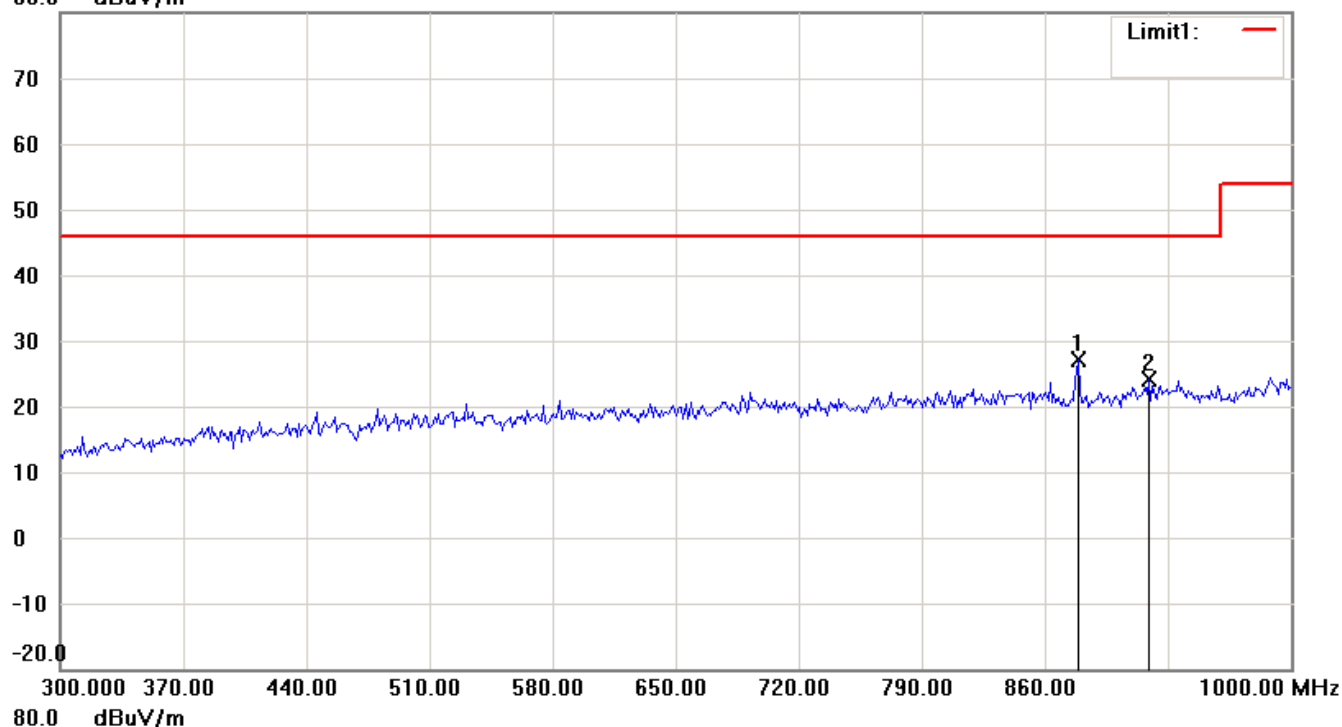
1. The attached measurement plots are preliminarily pre-scanned with peak detector for determining the final checking frequencies and are for reference only.
2. The some frequencies may exceed the limit line without the specified detectors, but that cannot present the results are failed to the specification of test standard.
3. For corrected test results are listed in the relevant table of radiated test data of this test report.



Report Number: W6M21103-11284-P-2224

FCC ID: UZI-PR30

80.0 dBuV/m




Up Line: Peak Limit Line

Down Line: Ave Limit Line

Note:

1. The attached measurement plots are preliminarily pre-scanned with peak detector for determining the final checking frequencies and are for reference only.
2. The some frequencies may exceed the limit line without the specified detectors, but that cannot present the results are failed to the specification of test standard.
3. For corrected test results are listed in the relevant table of radiated test data of this test report.

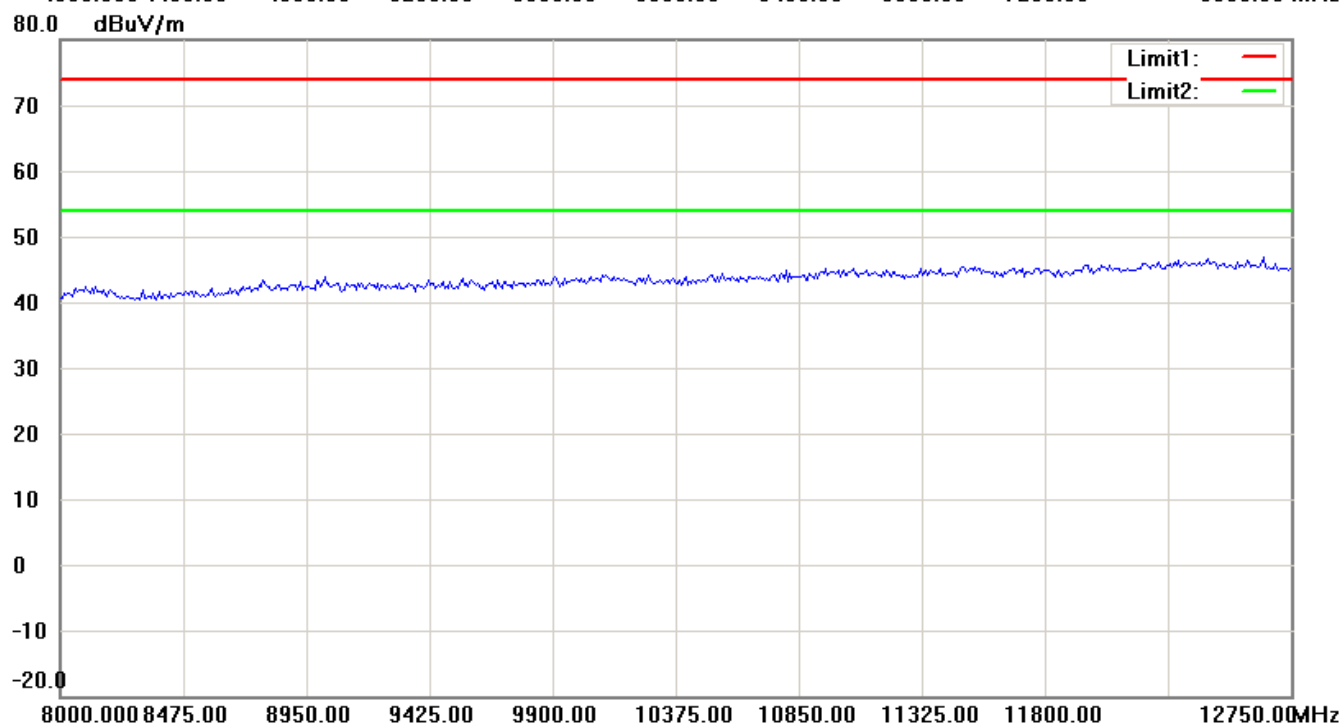
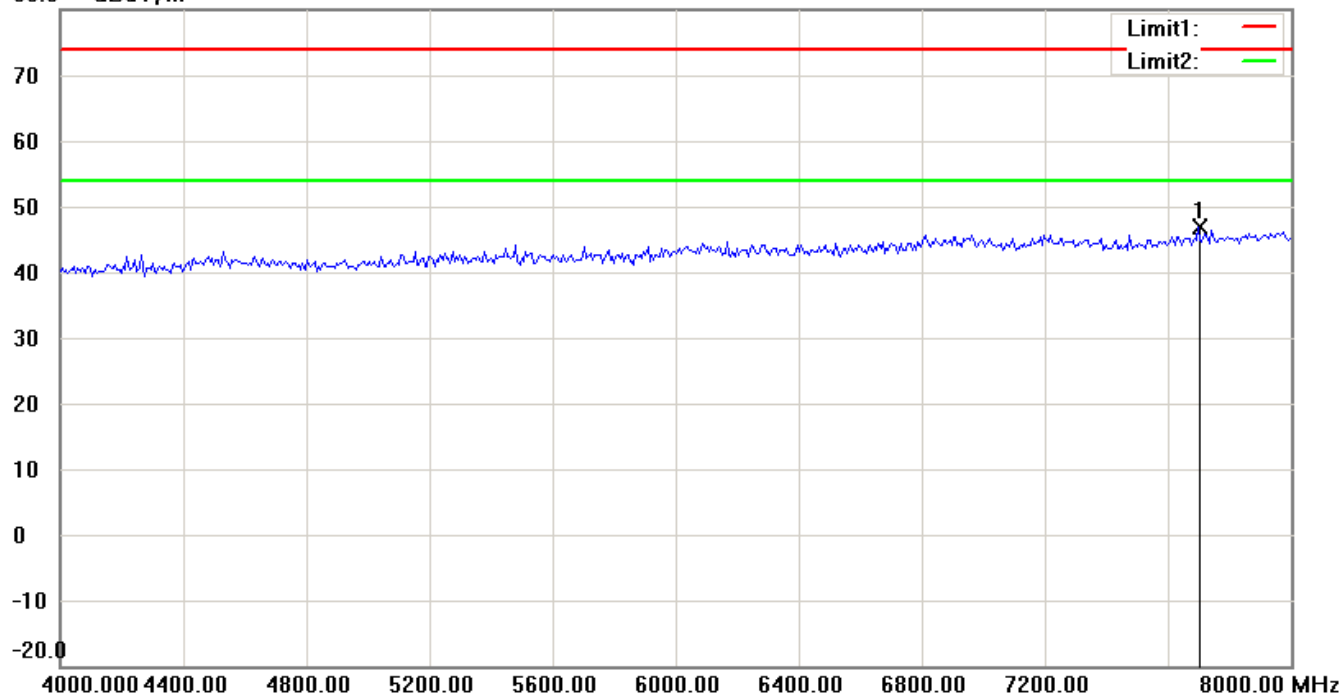


Worldwide Testing Services(Taiwan) Co., Ltd.

Report Number: W6M21103-11284-P-2224

FCC ID: UZI-PR30

80.0 dBuV/m




Up Line: Peak Limit Line

Down Line: Ave Limit Line

Note:

1. The attached measurement plots are preliminarily pre-scanned with peak detector for determining the final checking frequencies and are for reference only.
2. The some frequencies may exceed the limit line without the specified detectors, but that cannot present the results are failed to the specification of test standard.
3. For corrected test results are listed in the relevant table of radiated test data of this test report.



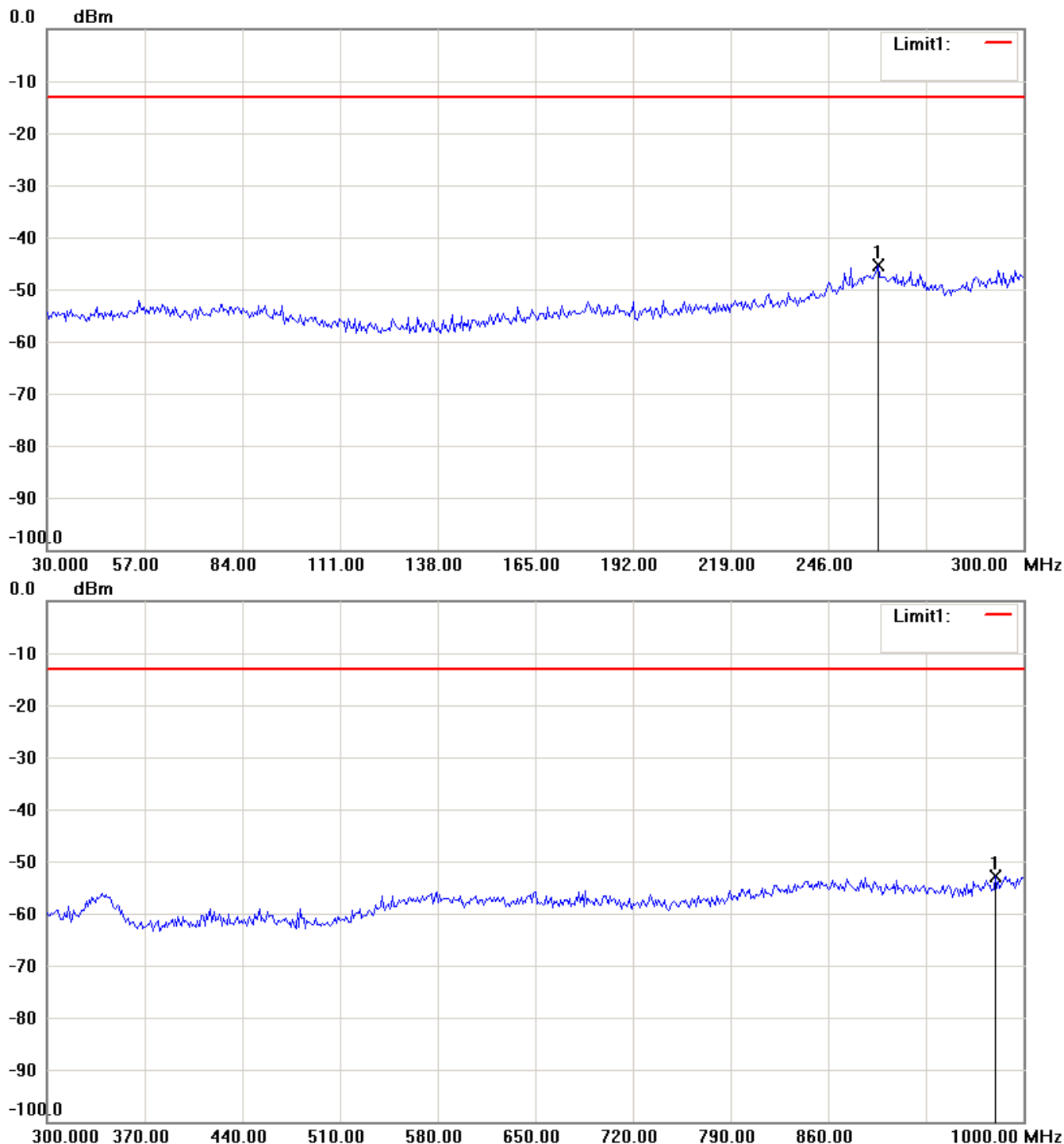
Worldwide Testing Services(Taiwan) Co., Ltd.

Report Number: W6M21103-11284-P-2224

FCC ID: UZI-PR30

1900 band_CH 512_4.2 V

Antenna Polarization H




Up Line: Peak Limit Line

Down Line: Ave Limit Line

Note:

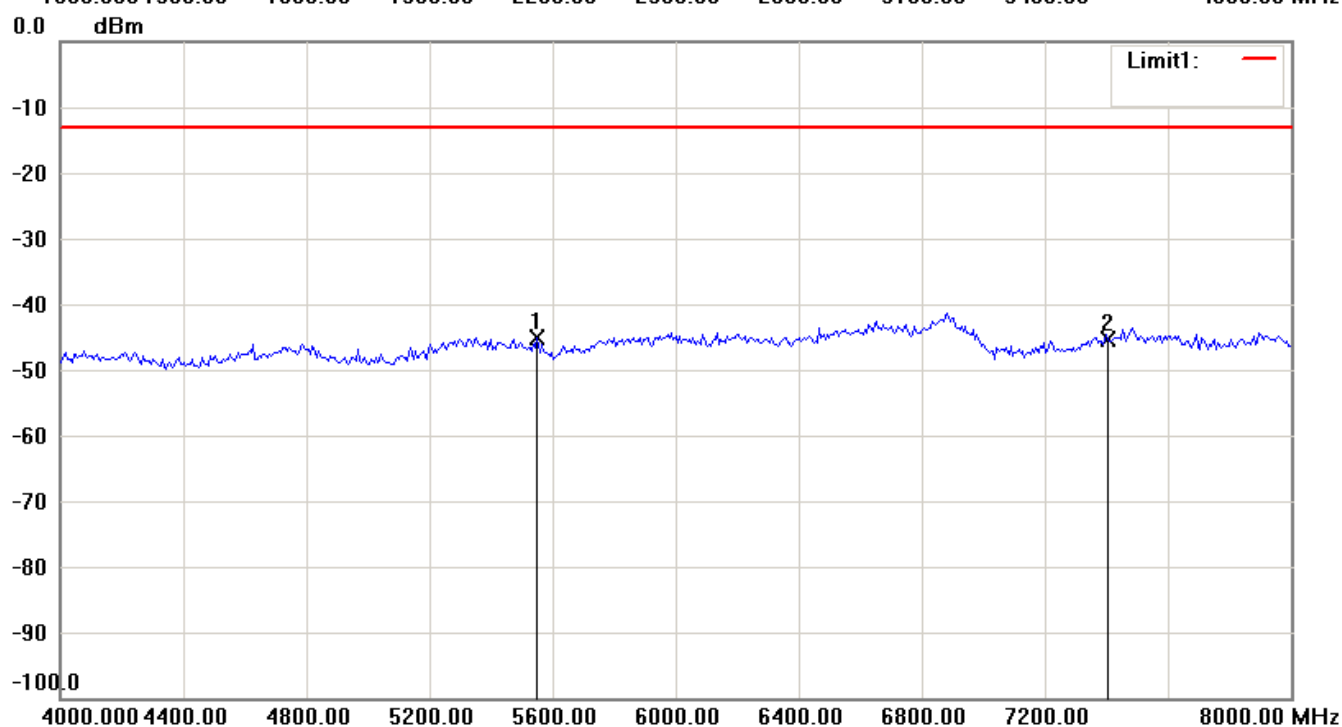
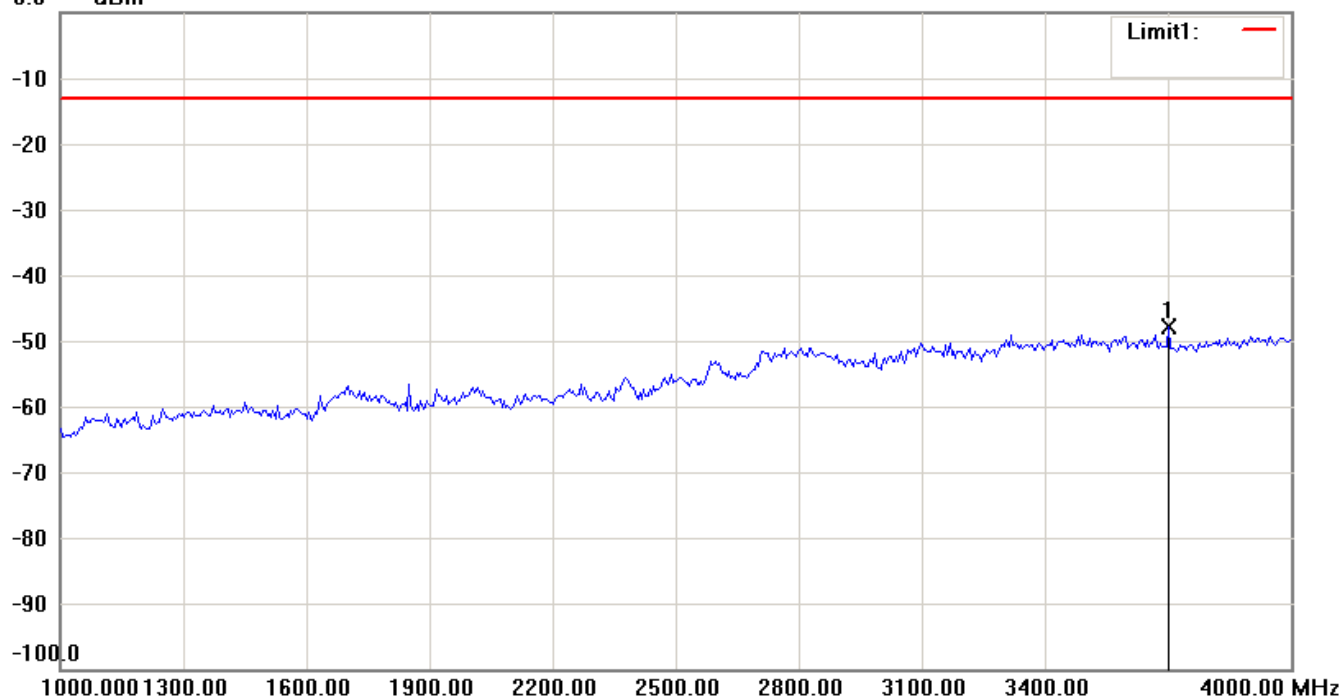
1. The attached measurement plots are preliminarily pre-scanned with peak detector for determining the final checking frequencies and are for reference only.
2. The some frequencies may exceed the limit line without the specified detectors, but that cannot present the results are failed to the specification of test standard.
3. For corrected test results are listed in the relevant table of radiated test data of this test report.



Report Number: W6M21103-11284-P-2224

FCC ID: UZI-PR30

0.0 dBm



Up Line: Peak Limit Line

Down Line: Ave Limit Line

Note:

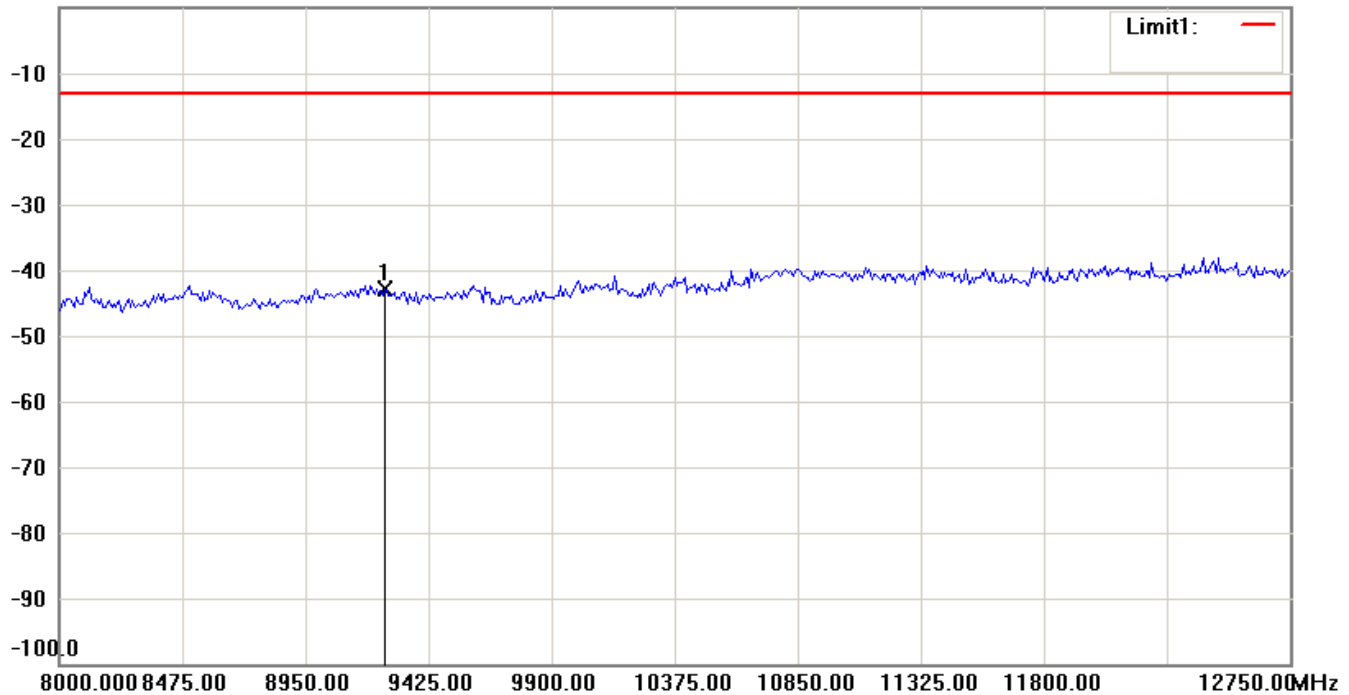
1. The attached measurement plots are preliminarily pre-scanned with peak detector for determining the final checking frequencies and are for reference only.
2. The some frequencies may exceed the limit line without the specified detectors, but that cannot present the results are failed to the specification of test standard.
3. For corrected test results are listed in the relevant table of radiated test data of this test report.



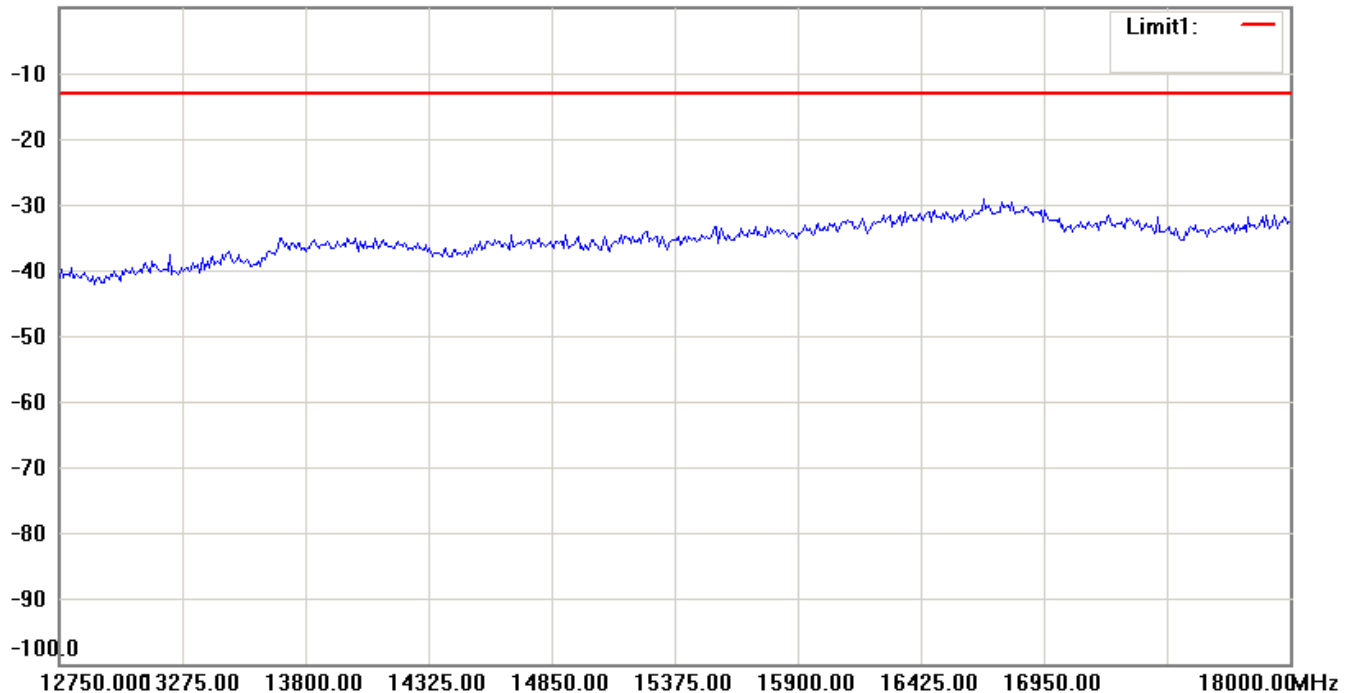
Report Number: W6M21103-11284-P-2224

FCC ID: UZI-PR30

0.0 dBm



0.0 dBm




Up Line: Peak Limit Line

Down Line: Ave Limit Line

Note:

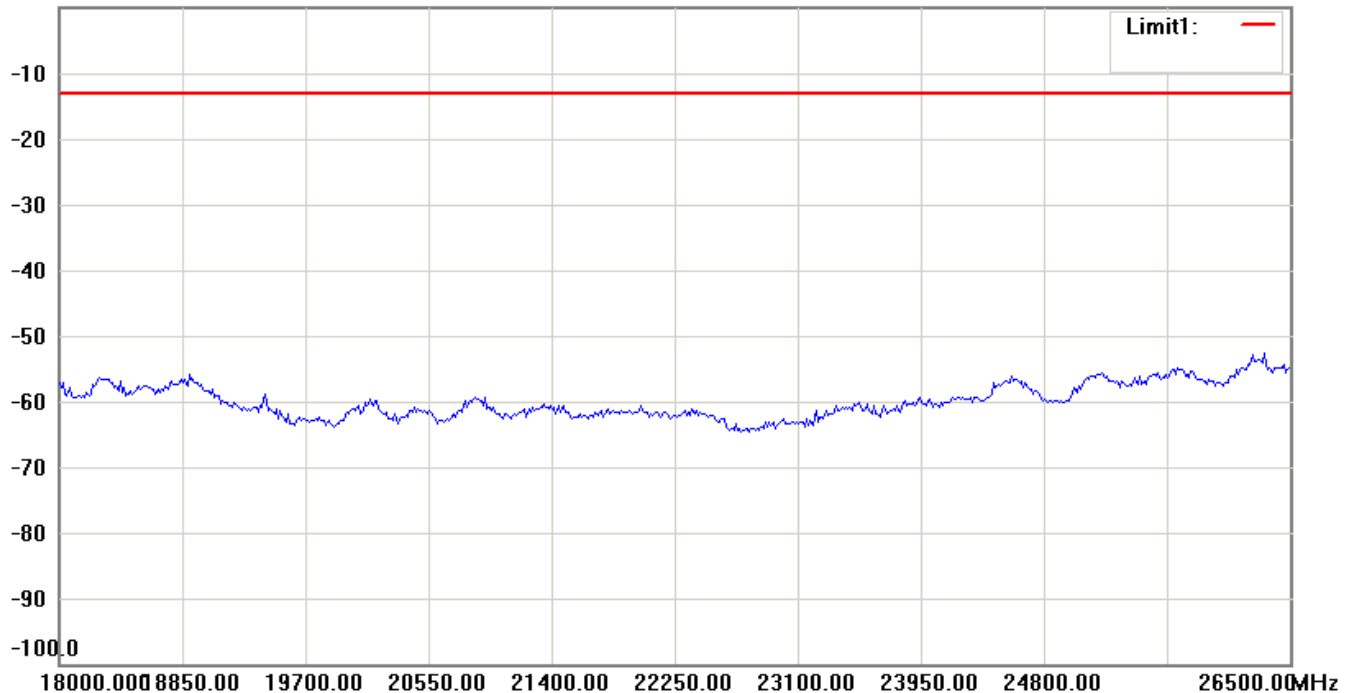
1. The attached measurement plots are preliminarily pre-scanned with peak detector for determining the final checking frequencies and are for reference only.
2. The some frequencies may exceed the limit line without the specified detectors, but that cannot present the results are failed to the specification of test standard.
3. For corrected test results are listed in the relevant table of radiated test data of this test report.



Report Number: W6M21103-11284-P-2224

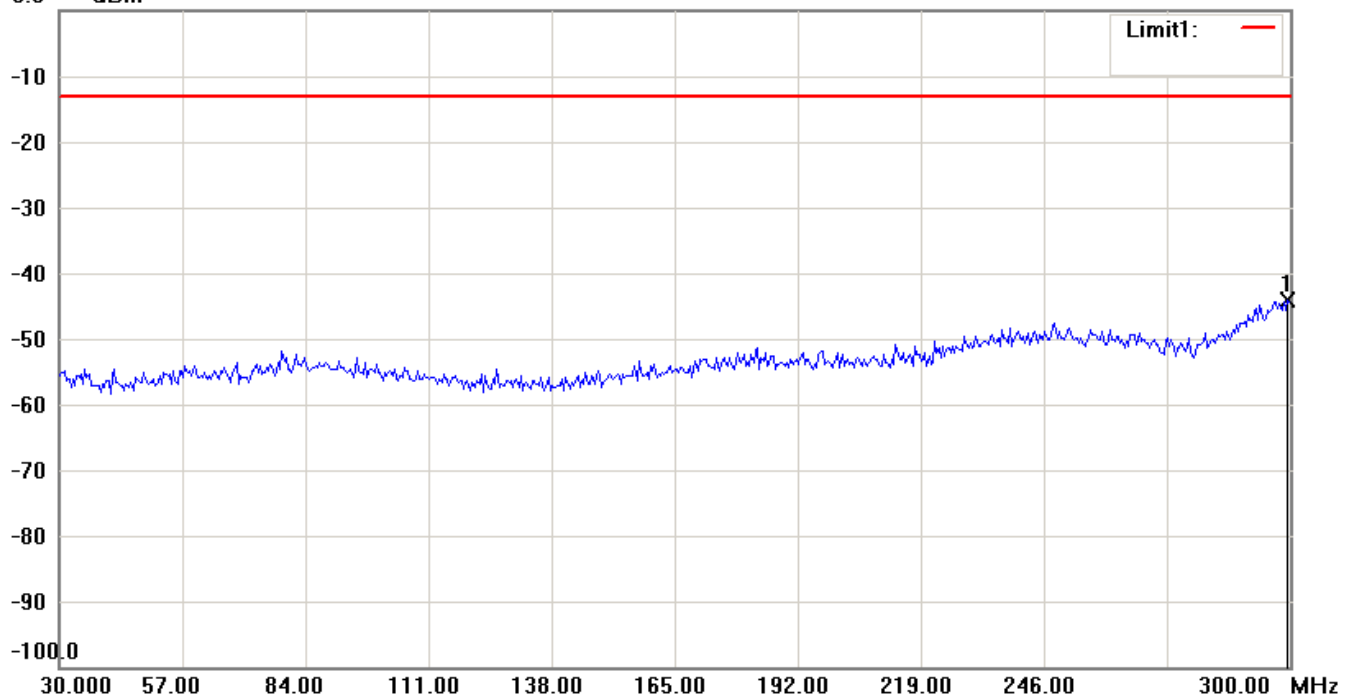
FCC ID: UZI-PR30

0.0 dBm



Antenna Polarization V

0.0 dBm



Up Line: Peak Limit Line

Down Line: Ave Limit Line

Note:

1. The attached measurement plots are preliminarily pre-scanned with peak detector for determining the final checking frequencies and are for reference only.
2. The some frequencies may exceed the limit line without the specified detectors, but that cannot present the results are failed to the specification of test standard.
3. For corrected test results are listed in the relevant table of radiated test data of this test report.

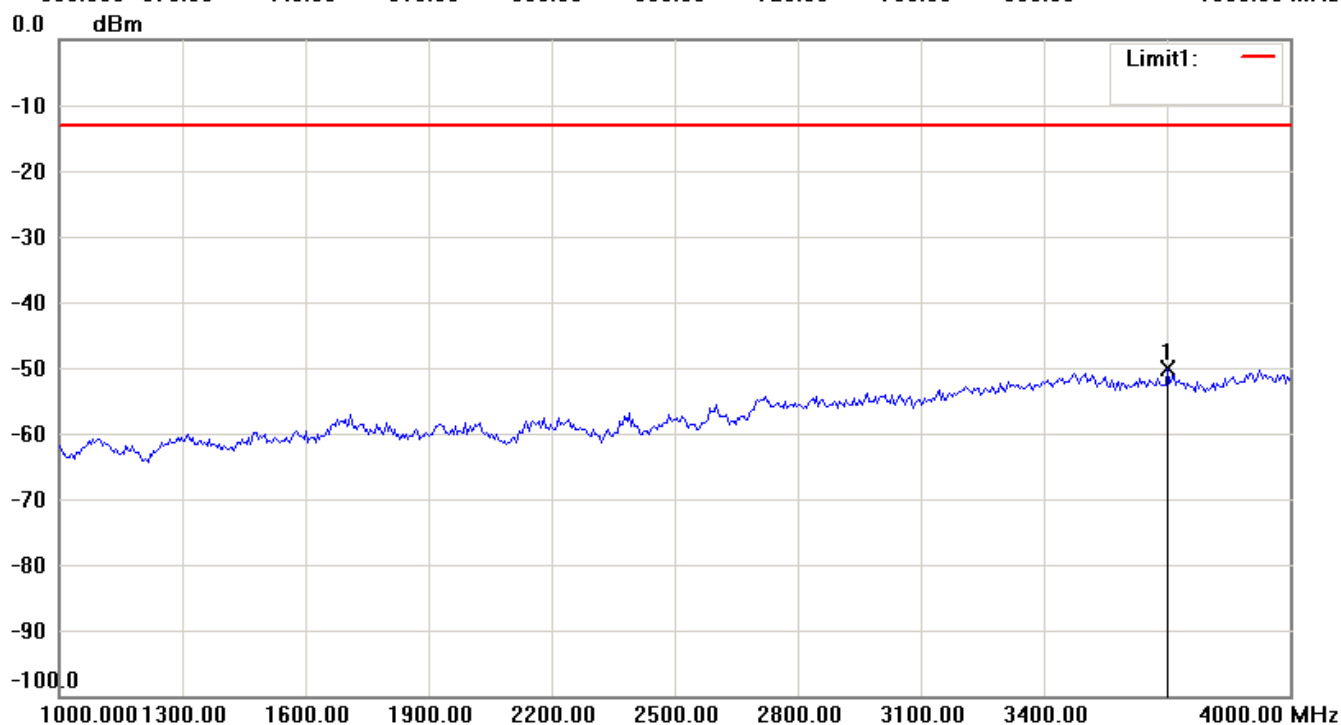
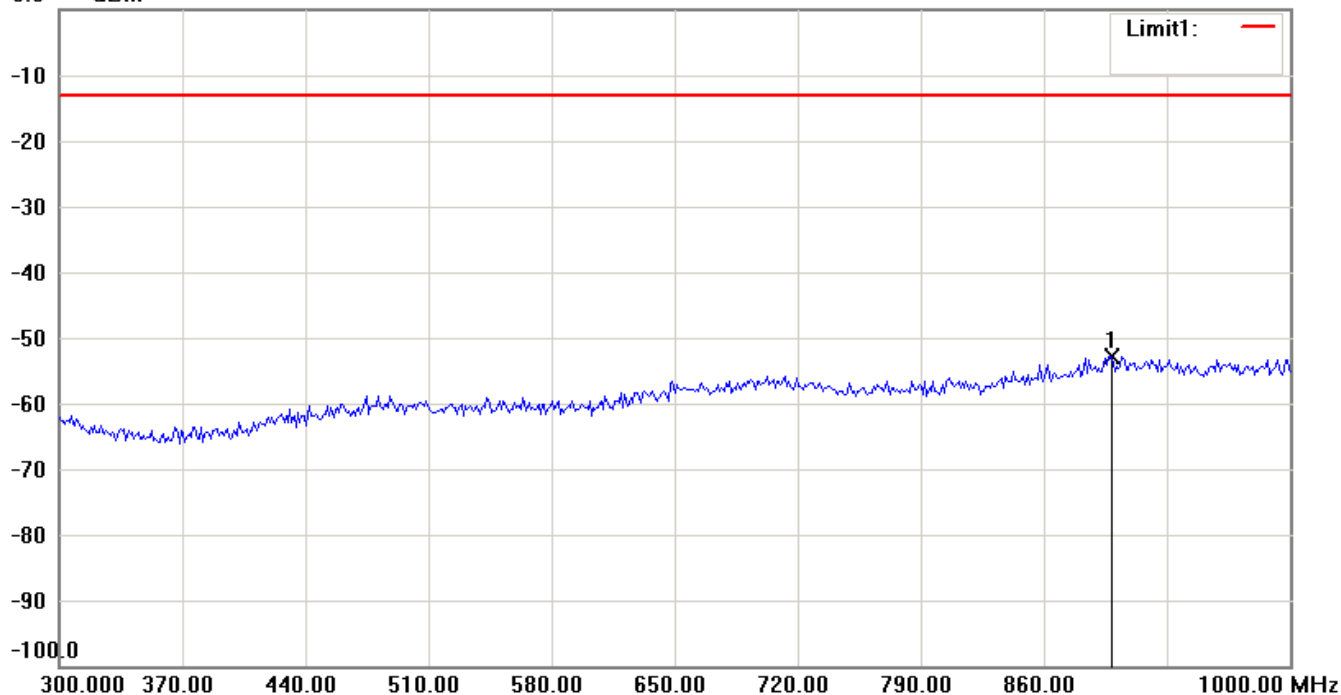


Worldwide Testing Services(Taiwan) Co., Ltd.

Report Number: W6M21103-11284-P-2224

FCC ID: UZI-PR30

0.0 dBm




Up Line: Peak Limit Line

Down Line: Ave Limit Line

Note:

1. The attached measurement plots are preliminarily pre-scanned with peak detector for determining the final checking frequencies and are for reference only.
2. The some frequencies may exceed the limit line without the specified detectors, but that cannot present the results are failed to the specification of test standard.
3. For corrected test results are listed in the relevant table of radiated test data of this test report.

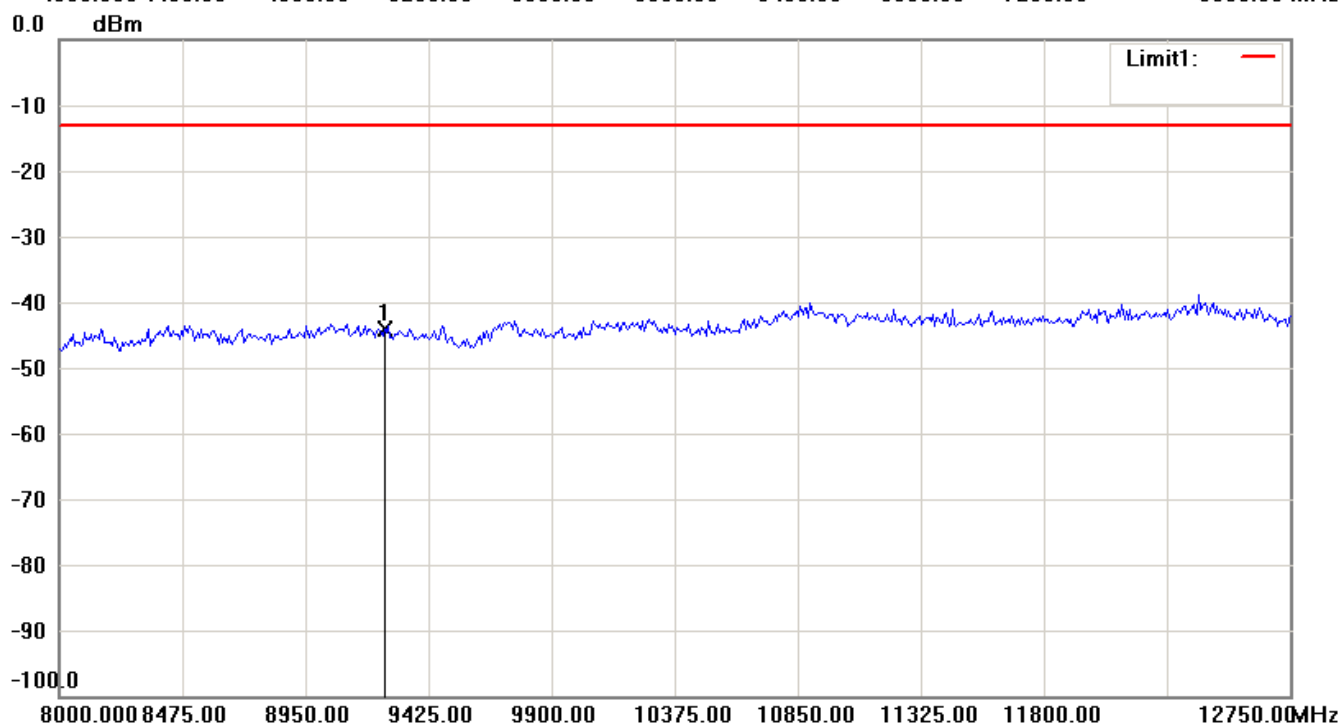
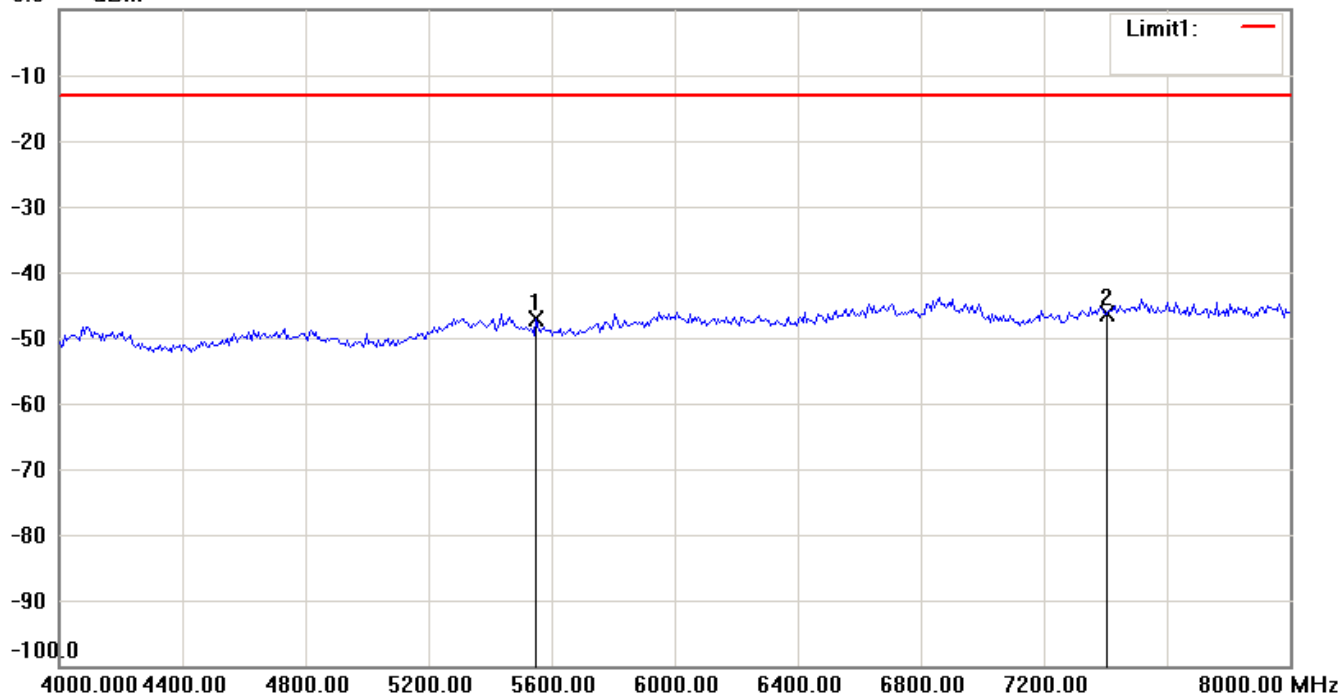


Worldwide Testing Services(Taiwan) Co., Ltd.

Report Number: W6M21103-11284-P-2224

FCC ID: UZI-PR30

0.0 dBm




Up Line: Peak Limit Line

Down Line: Ave Limit Line

Note:

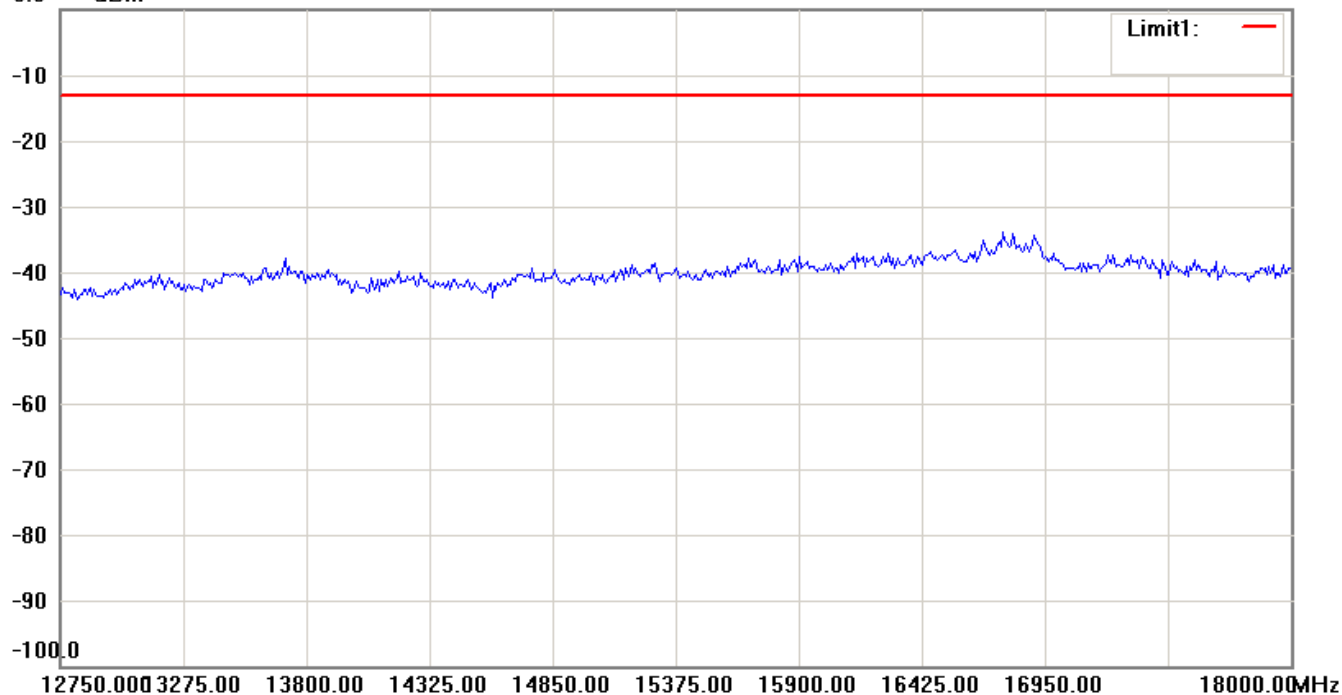
1. The attached measurement plots are preliminarily pre-scanned with peak detector for determining the final checking frequencies and are for reference only.
2. The some frequencies may exceed the limit line without the specified detectors, but that cannot present the results are failed to the specification of test standard.
3. For corrected test results are listed in the relevant table of radiated test data of this test report.



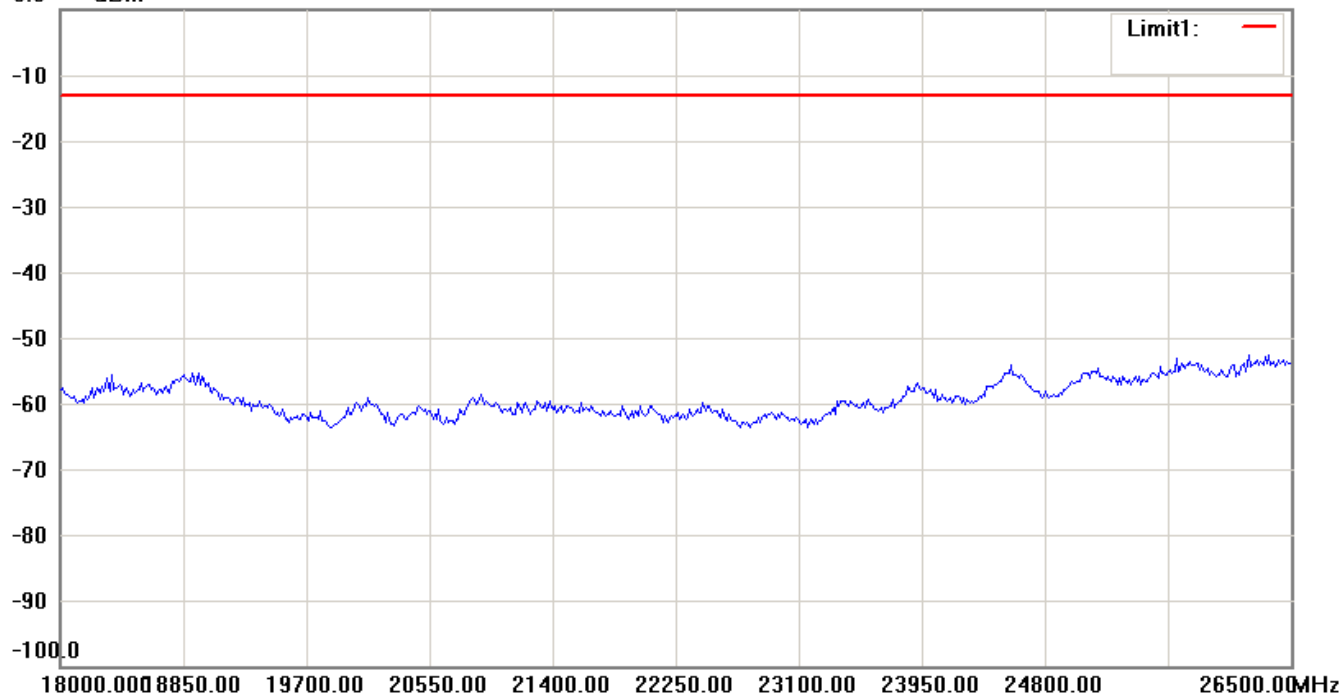
Report Number: W6M21103-11284-P-2224

FCC ID: UZI-PR30

0.0 dBm



0.0 dBm




Up Line: Peak Limit Line

Down Line: Ave Limit Line

Note:

1. The attached measurement plots are preliminarily pre-scanned with peak detector for determining the final checking frequencies and are for reference only.
2. The some frequencies may exceed the limit line without the specified detectors, but that cannot present the results are failed to the specification of test standard.
3. For corrected test results are listed in the relevant table of radiated test data of this test report.



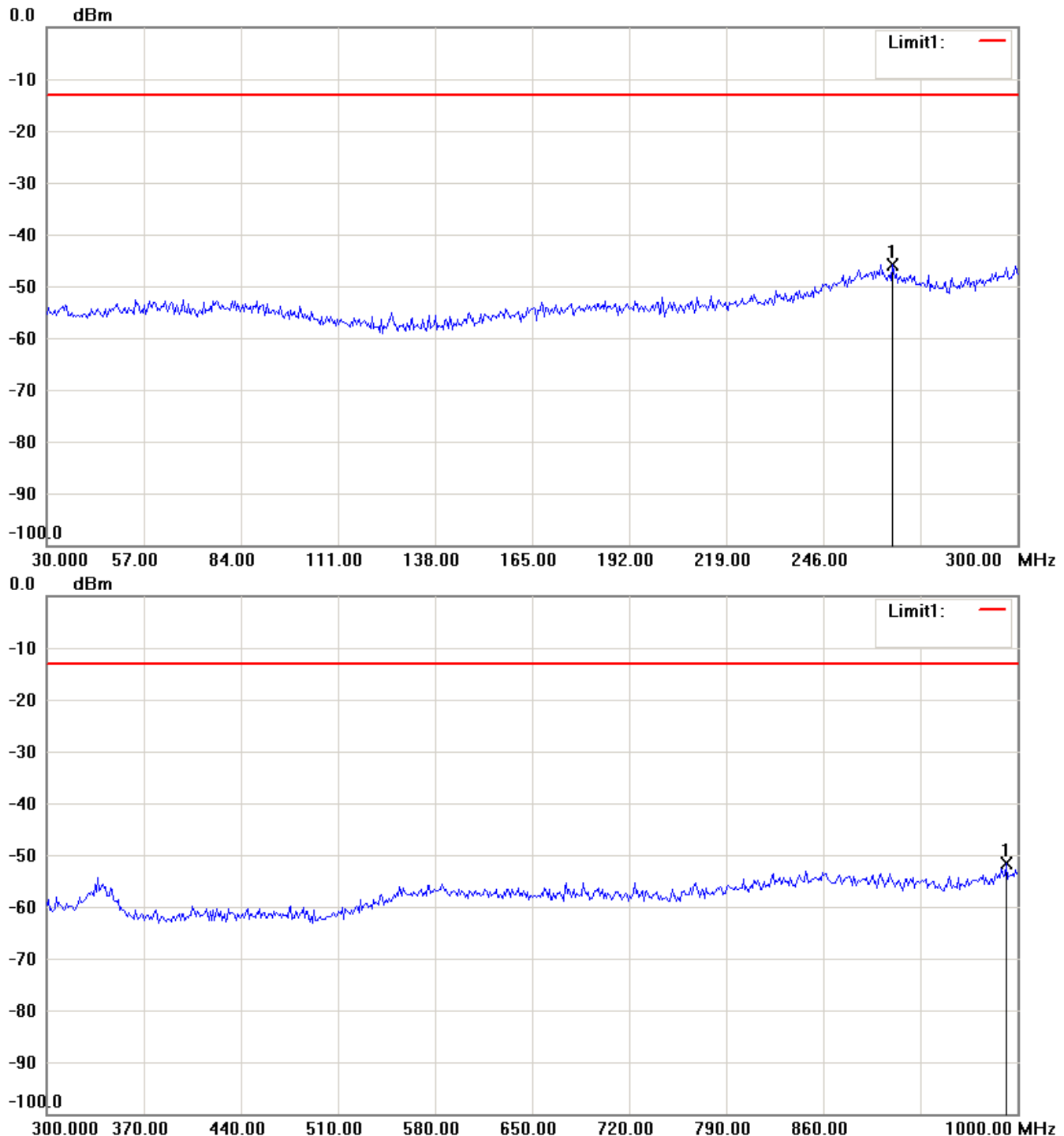
Worldwide Testing Services(Taiwan) Co., Ltd.

Report Number: W6M21103-11284-P-2224

FCC ID: UZI-PR30

1900 band_CH 512_3.5 V

Antenna Polarization H



Up Line: Peak Limit Line

Down Line: Ave Limit Line

Note:

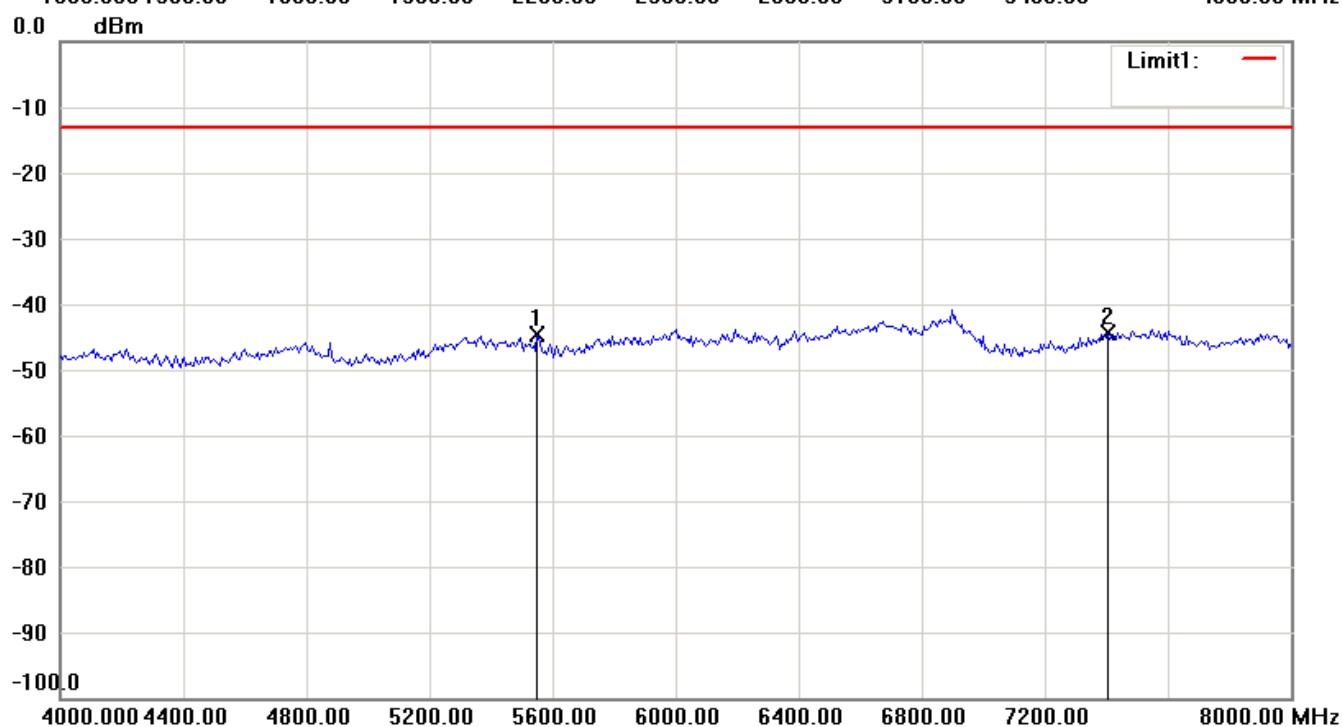
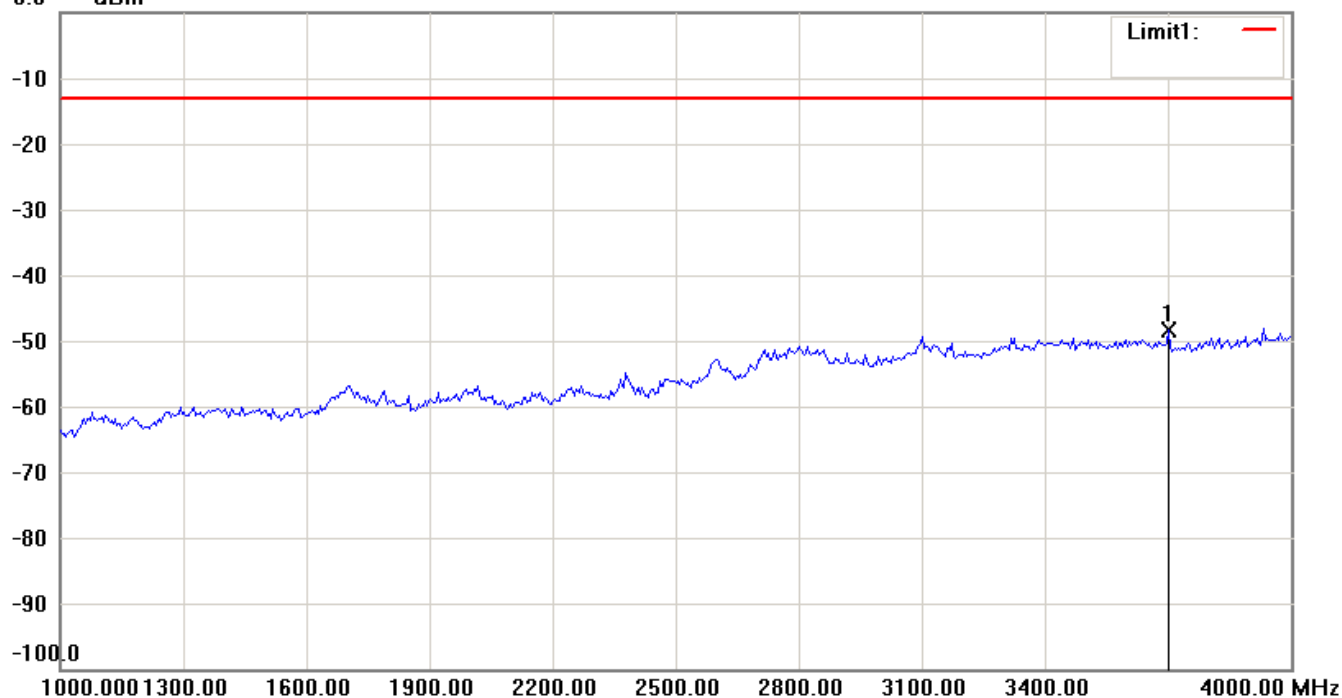
1. The attached measurement plots are preliminarily pre-scanned with peak detector for determining the final checking frequencies and are for reference only.
2. The some frequencies may exceed the limit line without the specified detectors, but that cannot present the results are failed to the specification of test standard.
3. For corrected test results are listed in the relevant table of radiated test data of this test report.



Report Number: W6M21103-11284-P-2224

FCC ID: UZI-PR30

0.0 dBm




Up Line: Peak Limit Line

Down Line: Ave Limit Line

Note:

1. The attached measurement plots are preliminarily pre-scanned with peak detector for determining the final checking frequencies and are for reference only.
2. The some frequencies may exceed the limit line without the specified detectors, but that cannot present the results are failed to the specification of test standard.
3. For corrected test results are listed in the relevant table of radiated test data of this test report.

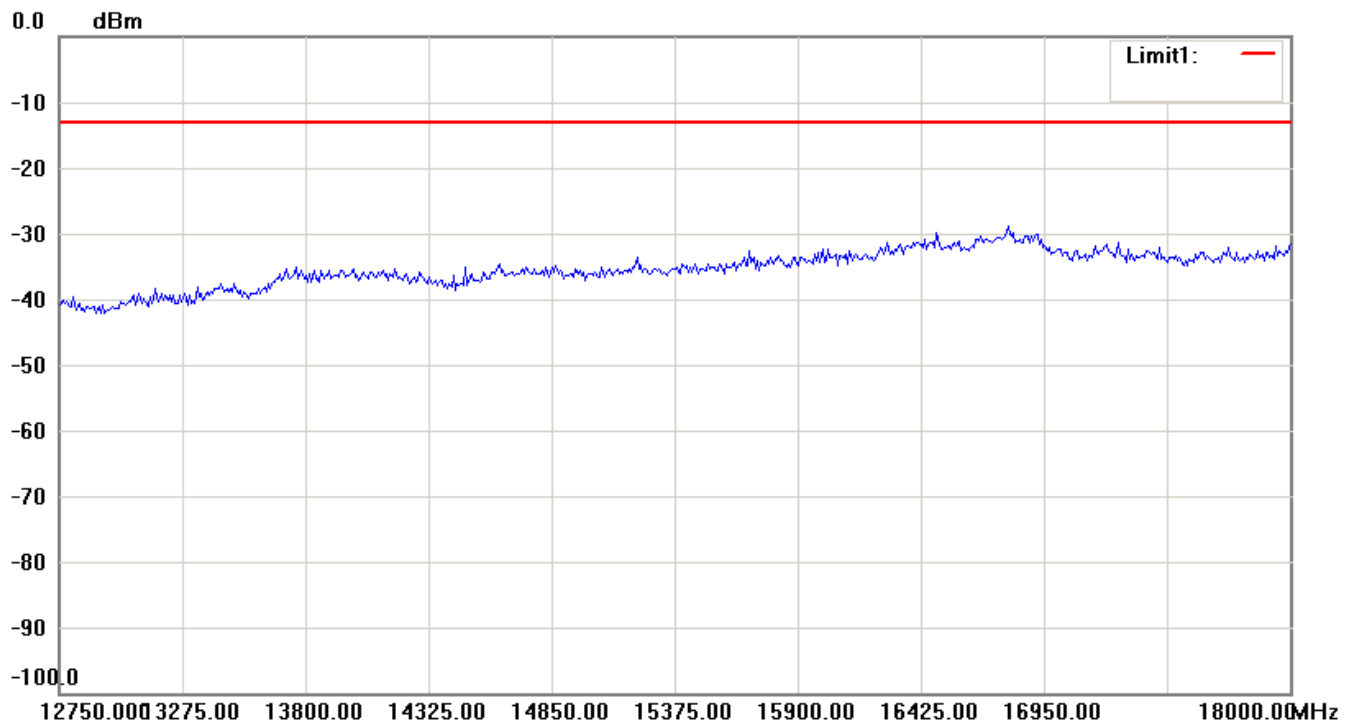
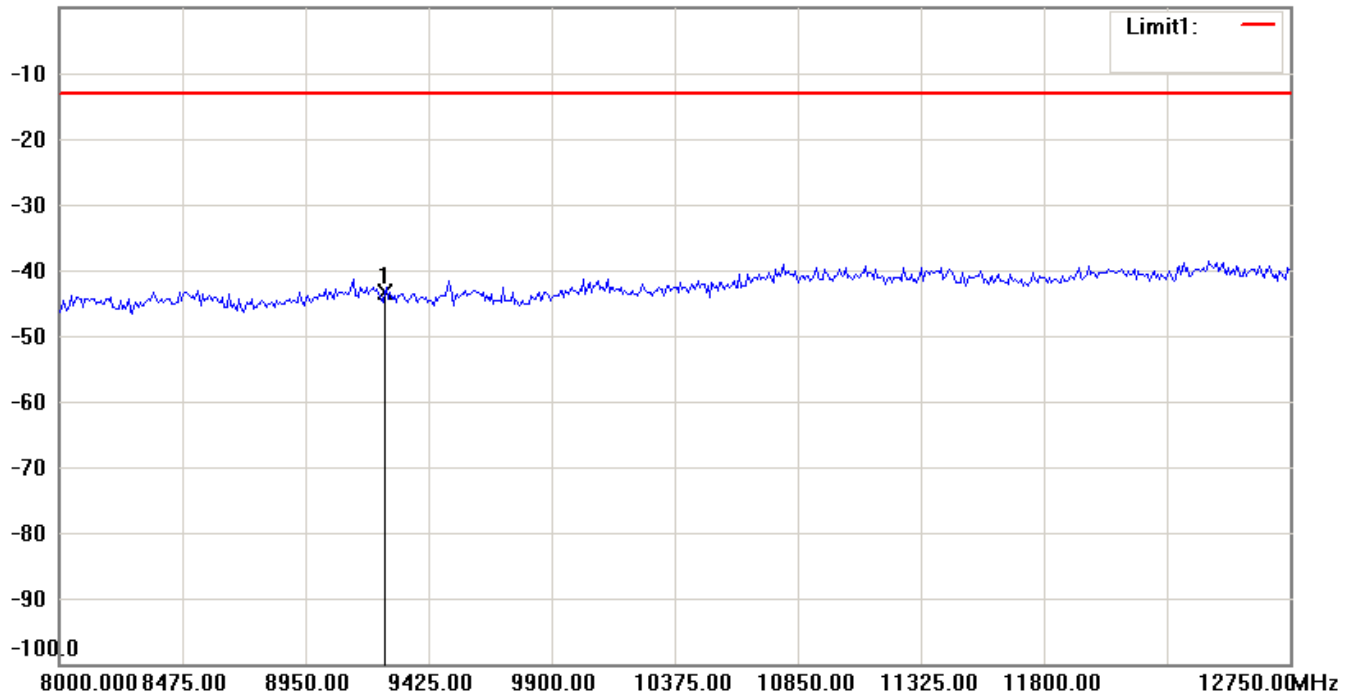


Worldwide Testing Services(Taiwan) Co., Ltd.

Report Number: W6M21103-11284-P-2224

FCC ID: UZI-PR30

0.0 dBm



Up Line: Peak Limit Line

Down Line: Ave Limit Line

Note:

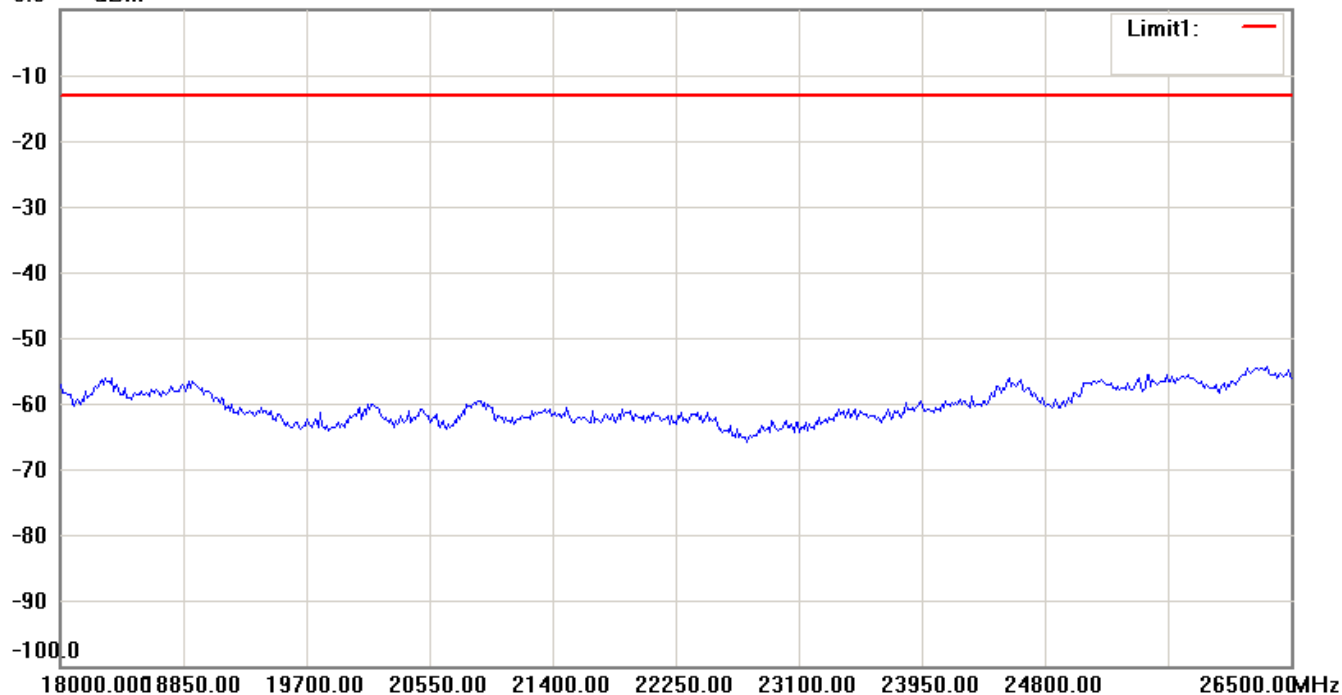
1. The attached measurement plots are preliminarily pre-scanned with peak detector for determining the final checking frequencies and are for reference only.
2. The some frequencies may exceed the limit line without the specified detectors, but that cannot present the results are failed to the specification of test standard.
3. For corrected test results are listed in the relevant table of radiated test data of this test report.



Report Number: W6M21103-11284-P-2224

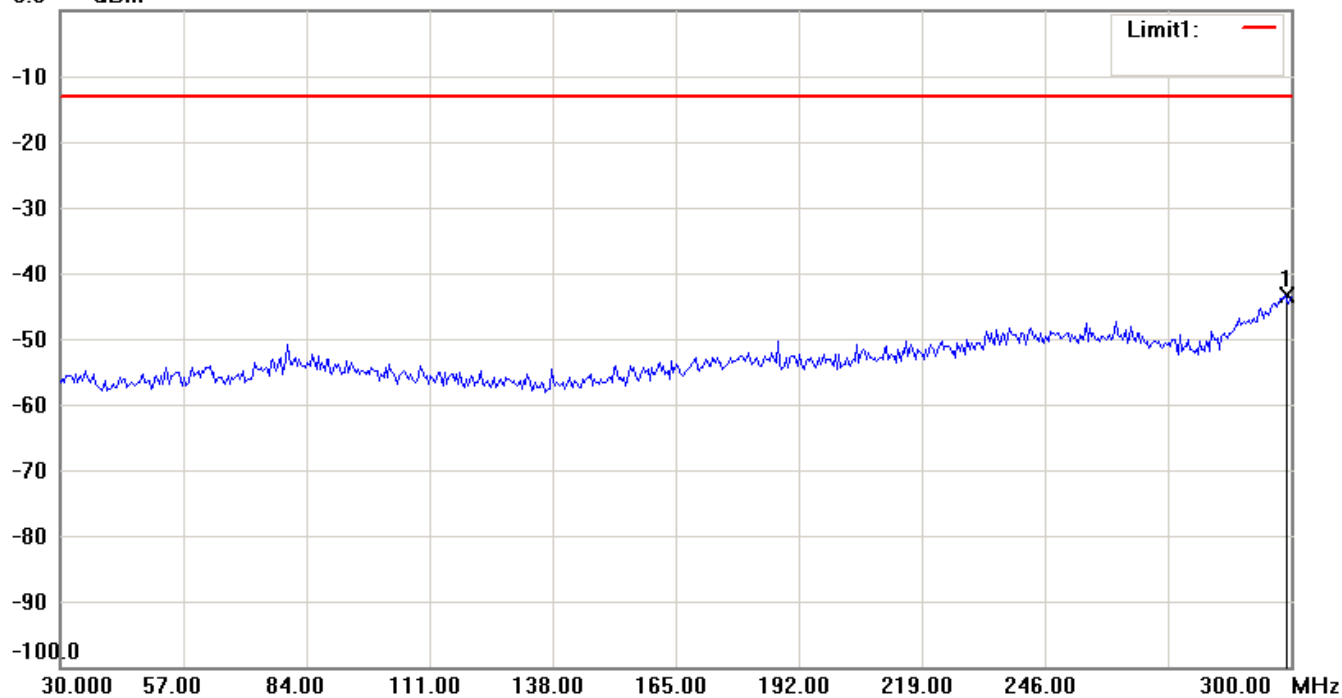
FCC ID: UZI-PR30

0.0 dBm



Antenna Polarization V

0.0 dBm




Up Line: Peak Limit Line

Down Line: Ave Limit Line

Note:

1. The attached measurement plots are preliminarily pre-scanned with peak detector for determining the final checking frequencies and are for reference only.
2. The some frequencies may exceed the limit line without the specified detectors, but that cannot present the results are failed to the specification of test standard.
3. For corrected test results are listed in the relevant table of radiated test data of this test report.

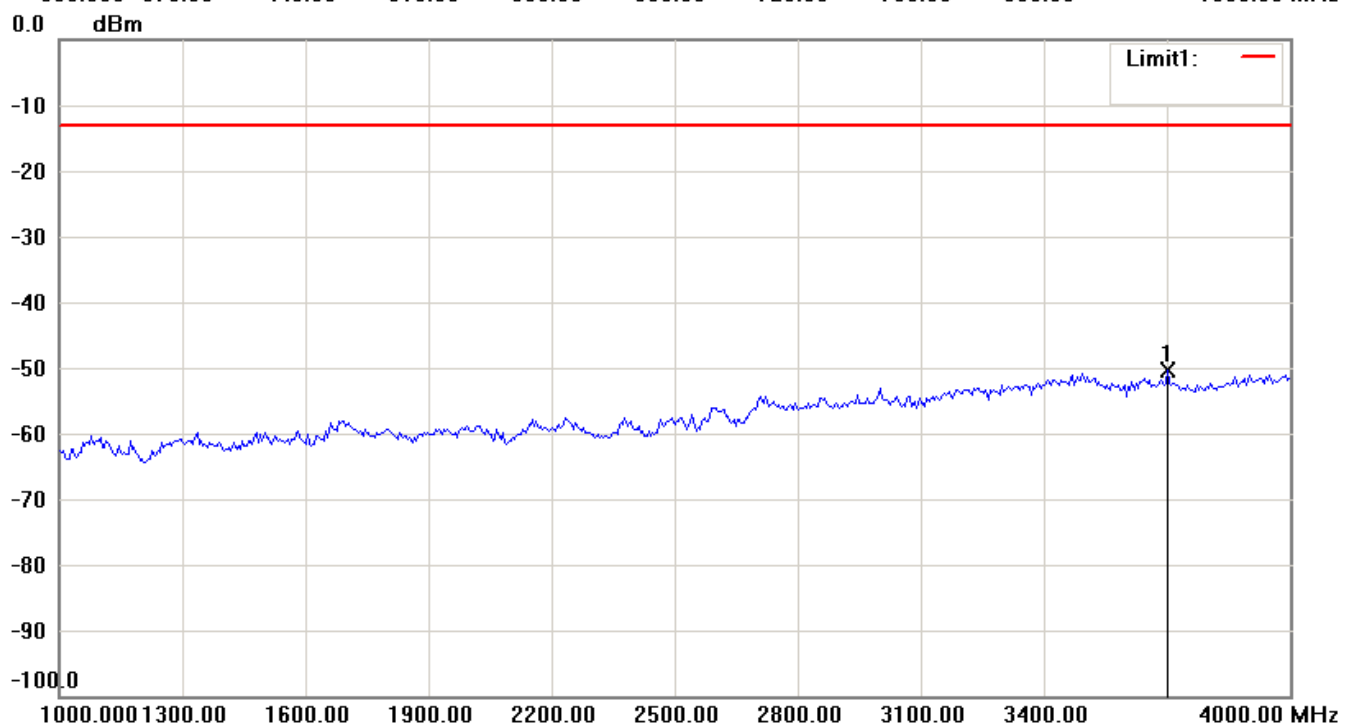
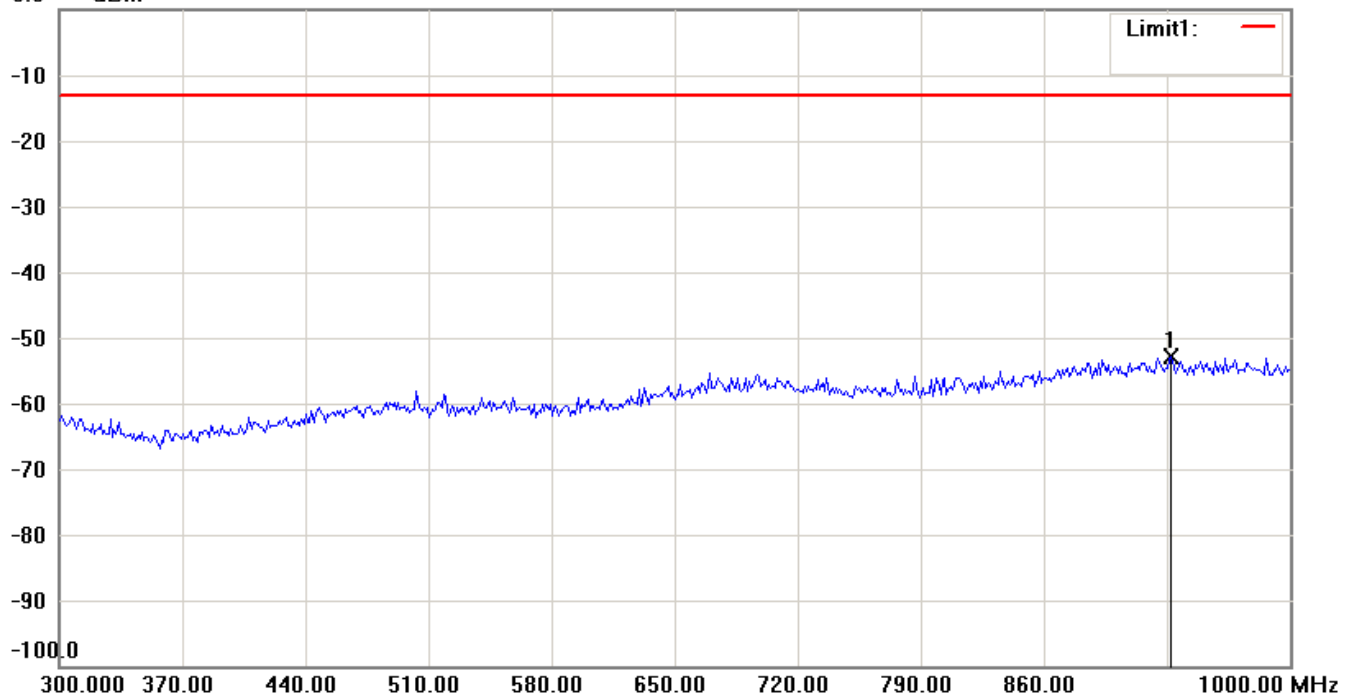


Worldwide Testing Services(Taiwan) Co., Ltd.

Report Number: W6M21103-11284-P-2224

FCC ID: UZI-PR30

0.0 dBm



Up Line: Peak Limit Line

Down Line: Ave Limit Line

Note:

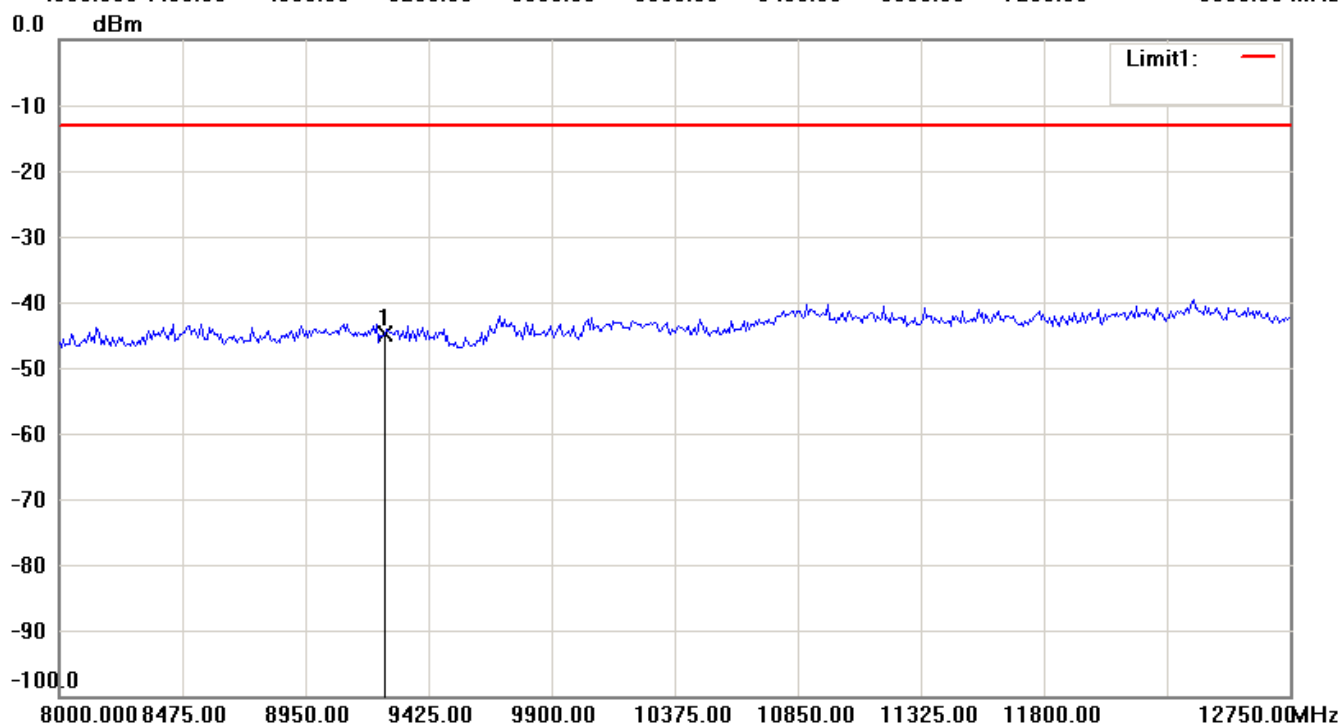
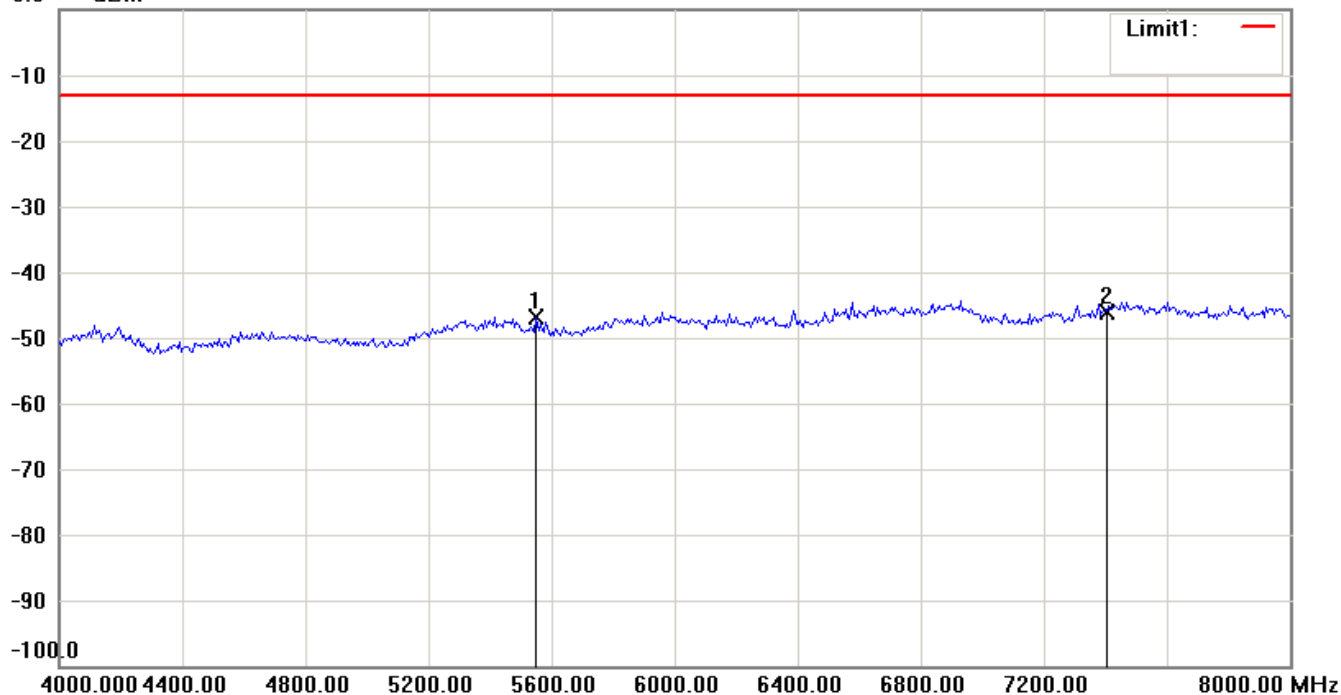
1. The attached measurement plots are preliminarily pre-scanned with peak detector for determining the final checking frequencies and are for reference only.
2. The some frequencies may exceed the limit line without the specified detectors, but that cannot present the results are failed to the specification of test standard.
3. For corrected test results are listed in the relevant table of radiated test data of this test report.



Report Number: W6M21103-11284-P-2224

FCC ID: UZI-PR30

0.0 dBm




Up Line: Peak Limit Line

Down Line: Ave Limit Line

Note:

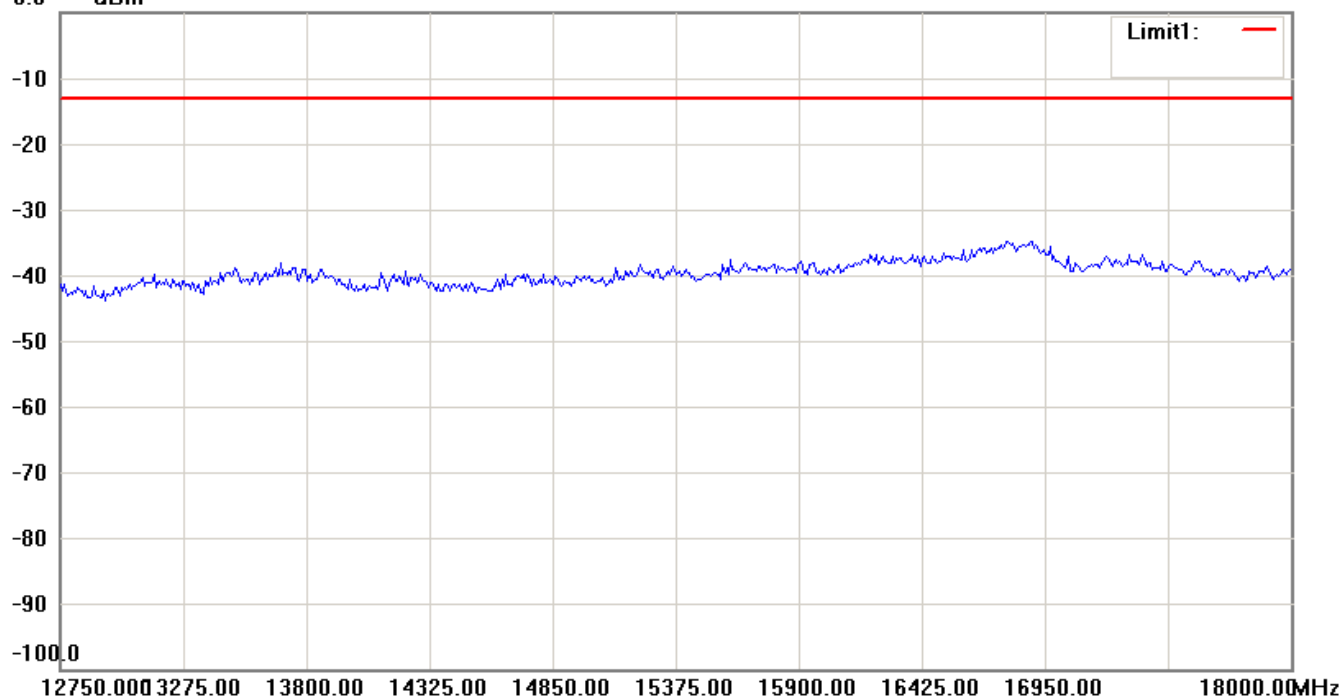
1. The attached measurement plots are preliminarily pre-scanned with peak detector for determining the final checking frequencies and are for reference only.
2. The some frequencies may exceed the limit line without the specified detectors, but that cannot present the results are failed to the specification of test standard.
3. For corrected test results are listed in the relevant table of radiated test data of this test report.



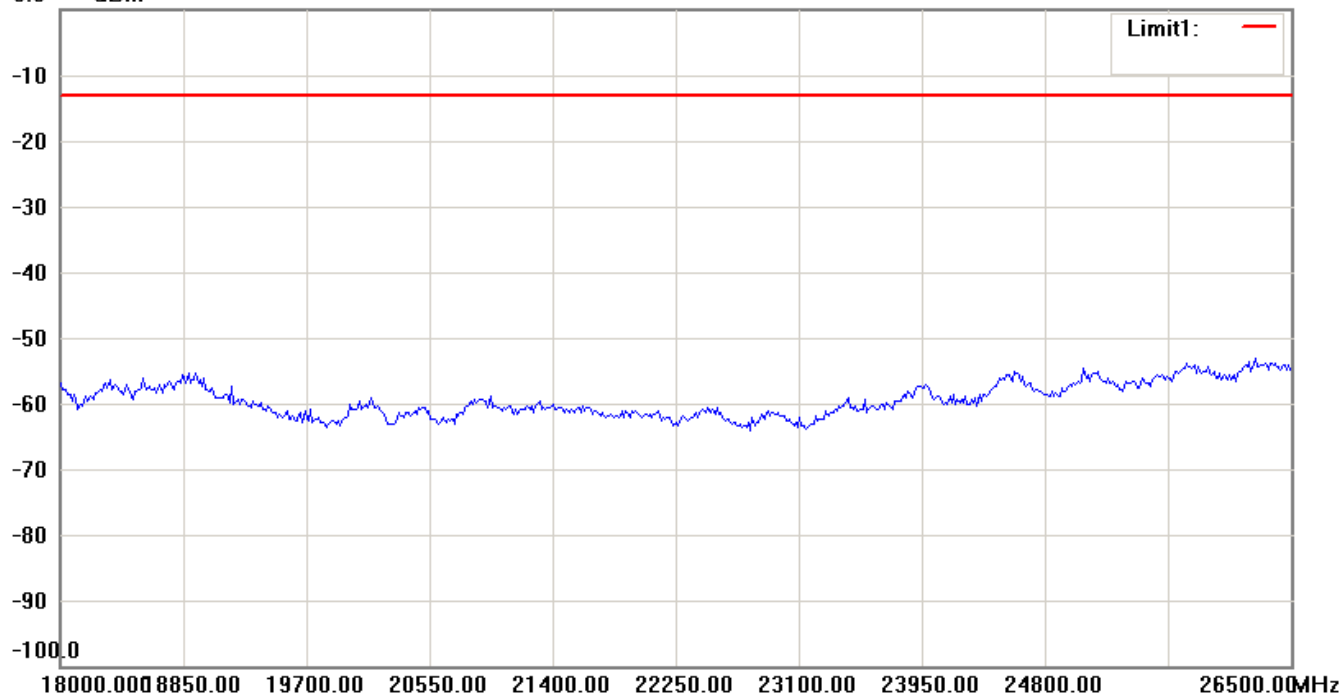
Report Number: W6M21103-11284-P-2224

FCC ID: UZI-PR30

0.0 dBm



0.0 dBm




Up Line: Peak Limit Line

Down Line: Ave Limit Line

Note:

1. The attached measurement plots are preliminarily pre-scanned with peak detector for determining the final checking frequencies and are for reference only.
2. The some frequencies may exceed the limit line without the specified detectors, but that cannot present the results are failed to the specification of test standard.
3. For corrected test results are listed in the relevant table of radiated test data of this test report.



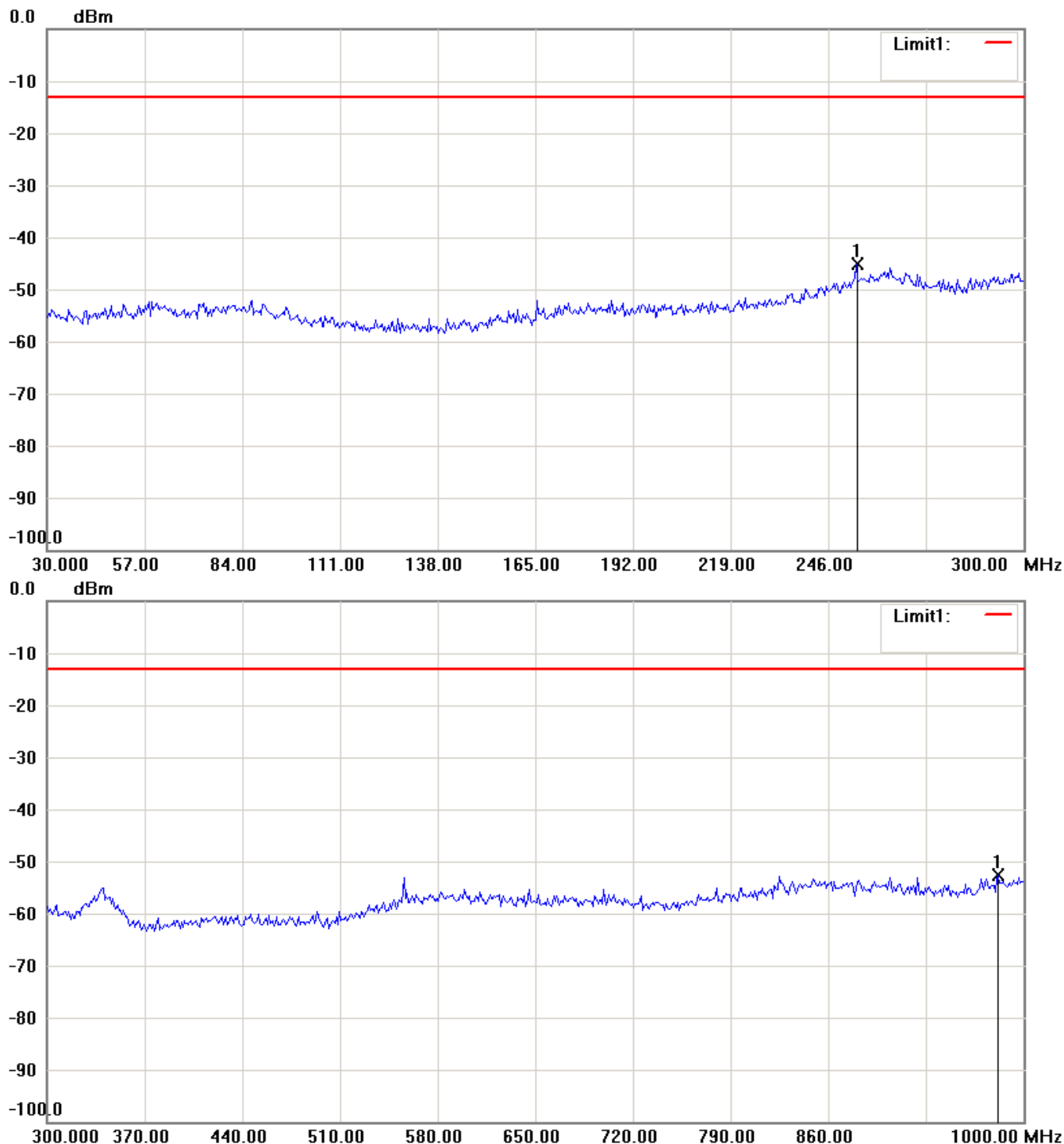
Worldwide Testing Services(Taiwan) Co., Ltd.

Report Number: W6M21103-11284-P-2224

FCC ID: UZI-PR30

1900 band_CH 661_4.2 V

Antenna Polarization H




Up Line: Peak Limit Line

Down Line: Ave Limit Line

Note:

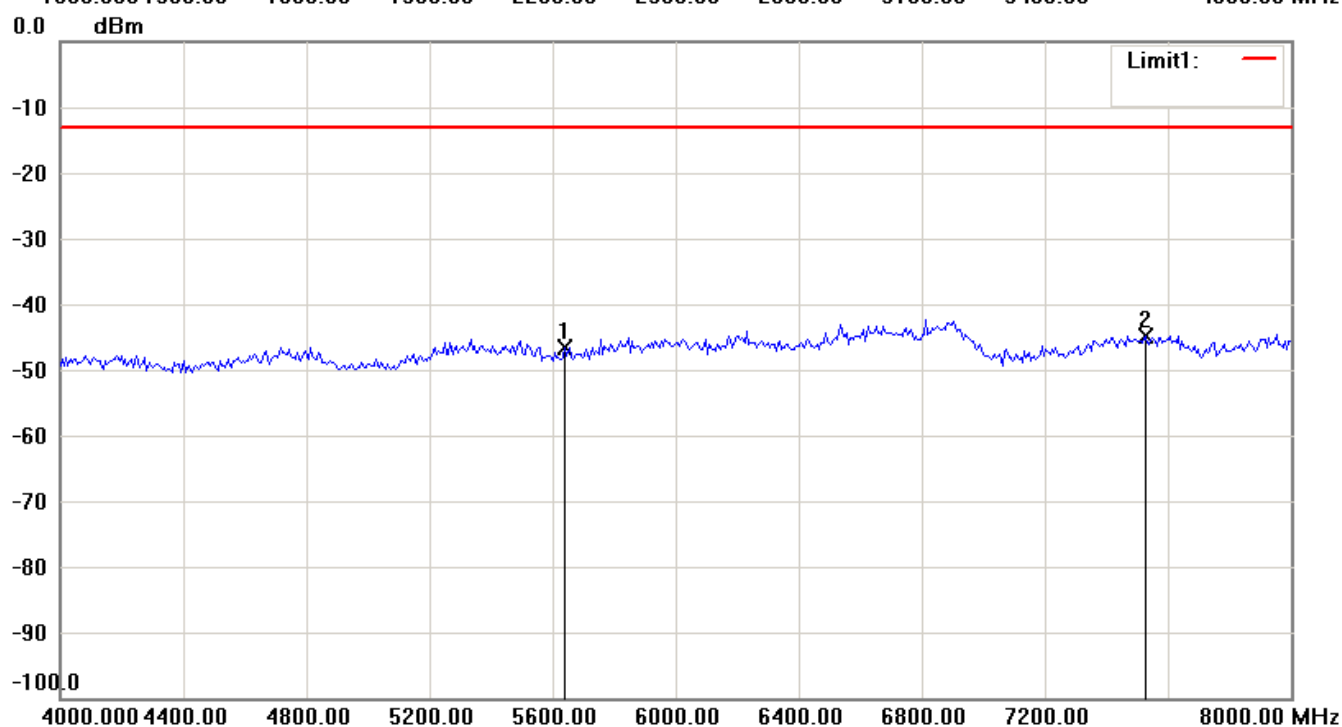
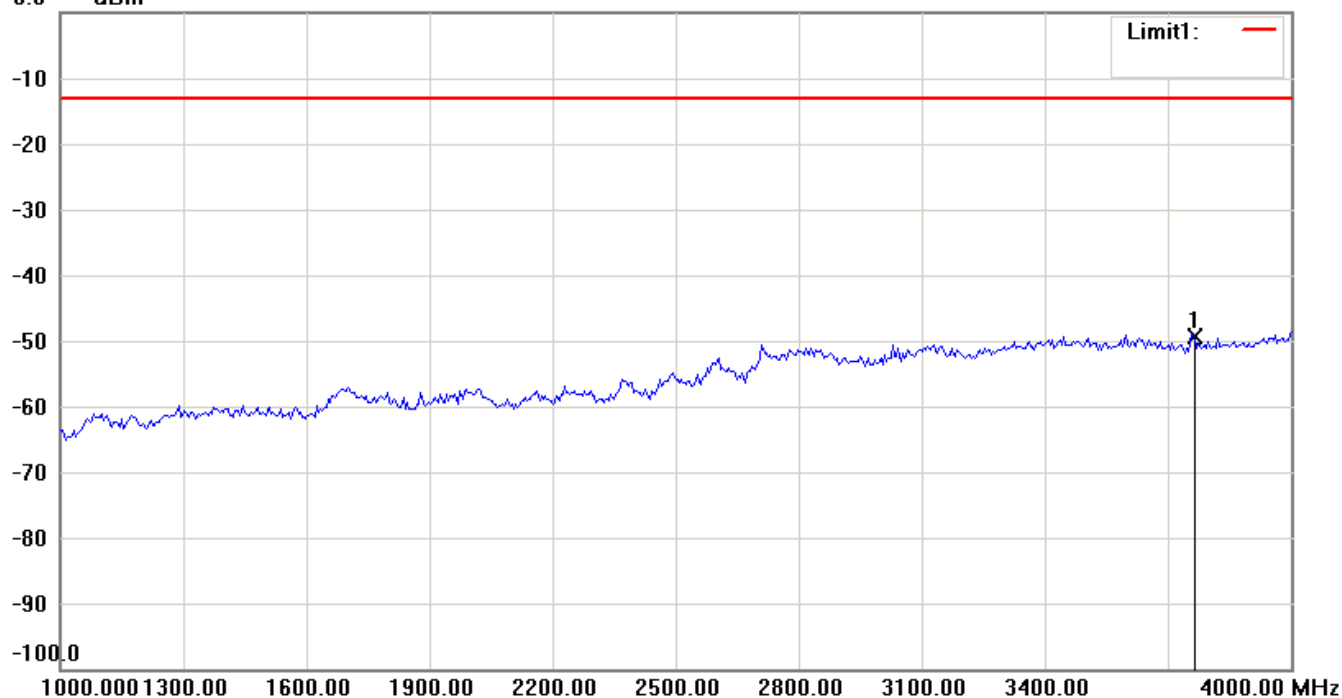
1. The attached measurement plots are preliminarily pre-scanned with peak detector for determining the final checking frequencies and are for reference only.
2. The some frequencies may exceed the limit line without the specified detectors, but that cannot present the results are failed to the specification of test standard.
3. For corrected test results are listed in the relevant table of radiated test data of this test report.



Report Number: W6M21103-11284-P-2224

FCC ID: UZI-PR30

0.0 dBm




Up Line: Peak Limit Line

Down Line: Ave Limit Line

Note:

1. The attached measurement plots are preliminarily pre-scanned with peak detector for determining the final checking frequencies and are for reference only.
2. The some frequencies may exceed the limit line without the specified detectors, but that cannot present the results are failed to the specification of test standard.
3. For corrected test results are listed in the relevant table of radiated test data of this test report.

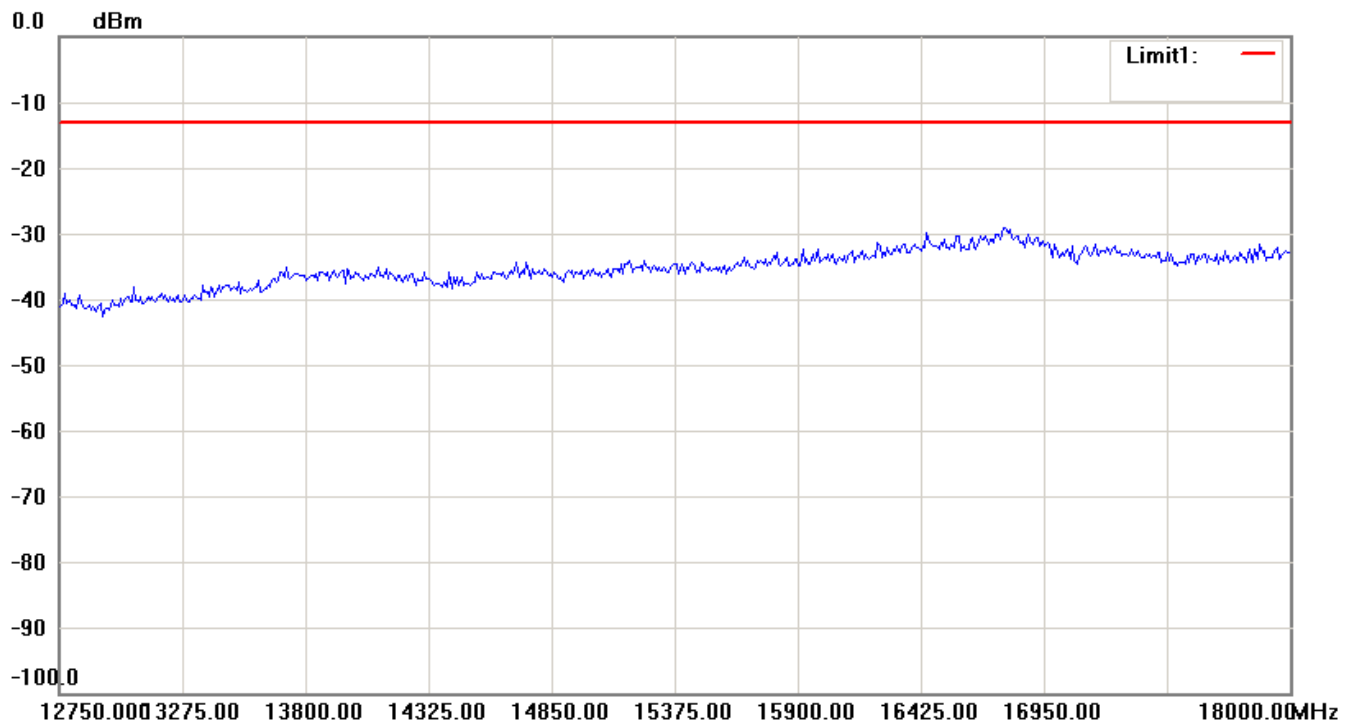
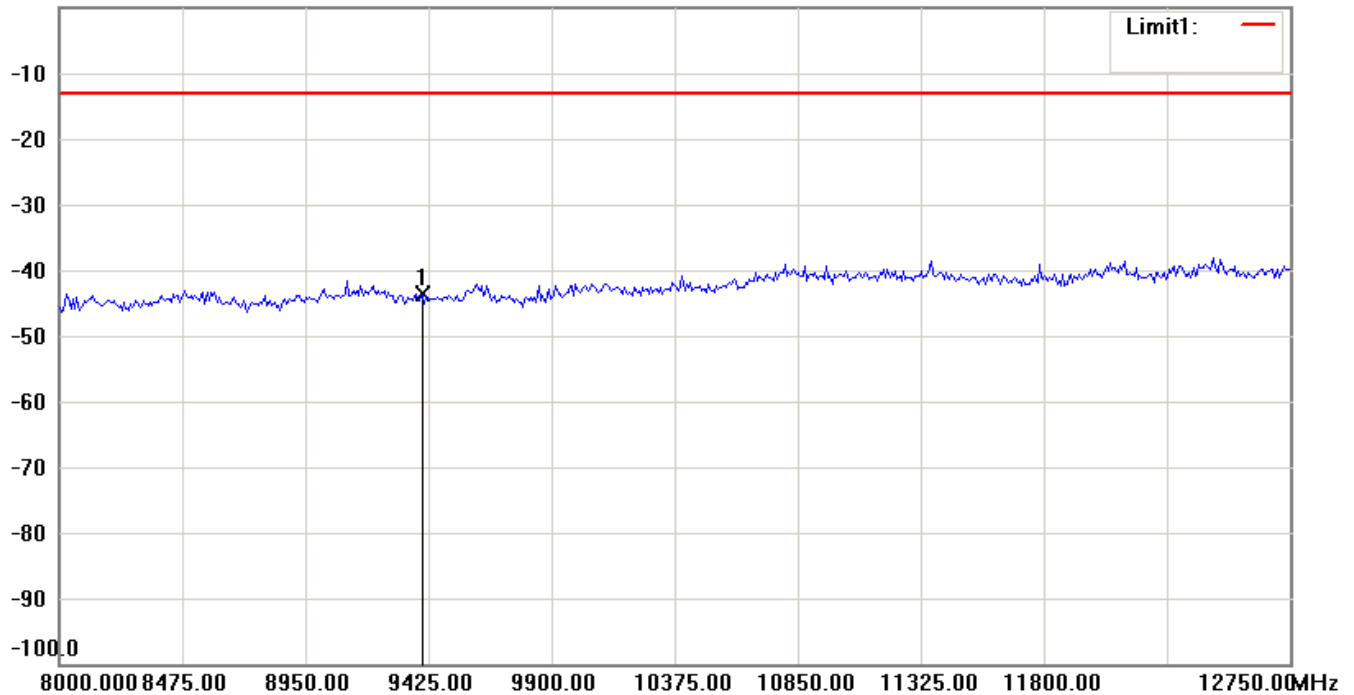


Worldwide Testing Services(Taiwan) Co., Ltd.

Report Number: W6M21103-11284-P-2224

FCC ID: UZI-PR30

0.0 dBm




Up Line: Peak Limit Line

Down Line: Ave Limit Line

Note:

1. The attached measurement plots are preliminarily pre-scanned with peak detector for determining the final checking frequencies and are for reference only.
2. The some frequencies may exceed the limit line without the specified detectors, but that cannot present the results are failed to the specification of test standard.
3. For corrected test results are listed in the relevant table of radiated test data of this test report.

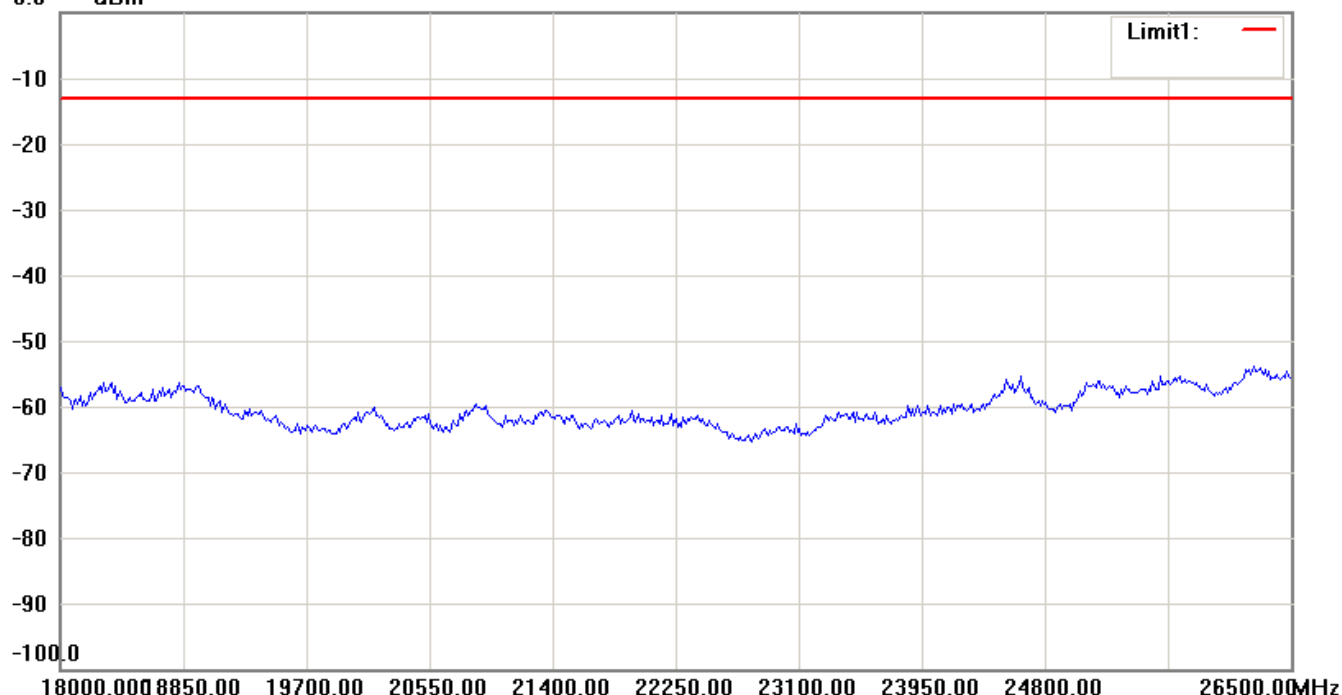


Worldwide Testing Services(Taiwan) Co., Ltd.

Report Number: W6M21103-11284-P-2224

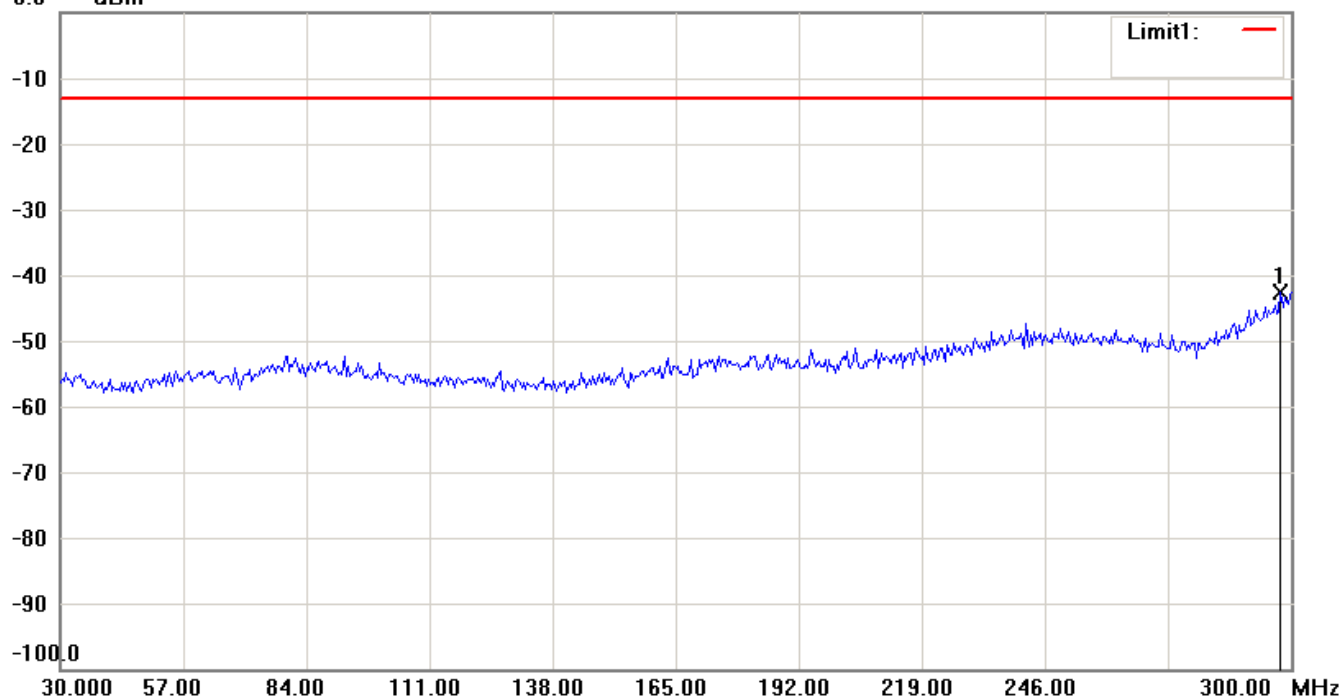
FCC ID: UZI-PR30

0.0 dBm



Antenna Polarization V

0.0 dBm



Up Line: Peak Limit Line

Down Line: Ave Limit Line

Note:

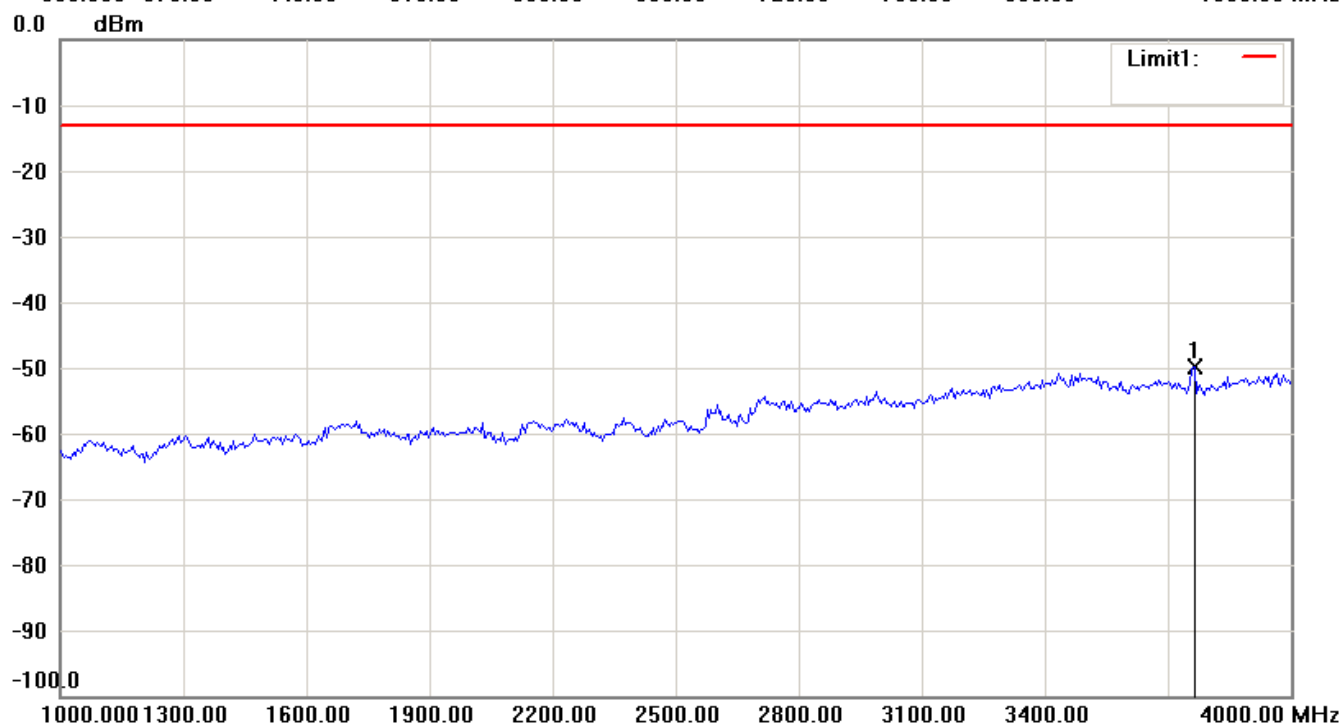
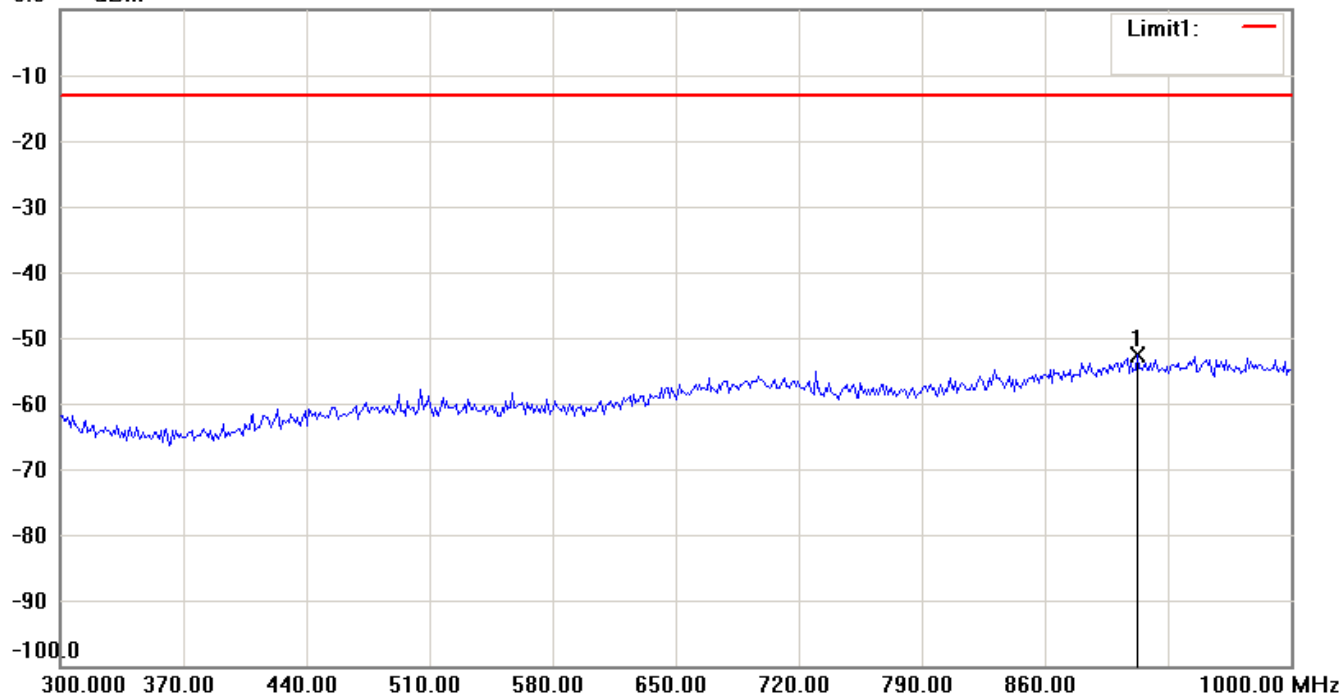
1. The attached measurement plots are preliminarily pre-scanned with peak detector for determining the final checking frequencies and are for reference only.
2. The some frequencies may exceed the limit line without the specified detectors, but that cannot present the results are failed to the specification of test standard.
3. For corrected test results are listed in the relevant table of radiated test data of this test report.



Report Number: W6M21103-11284-P-2224

FCC ID: UZI-PR30

0.0 dBm




Up Line: Peak Limit Line

Down Line: Ave Limit Line

Note:

1. The attached measurement plots are preliminarily pre-scanned with peak detector for determining the final checking frequencies and are for reference only.
2. The some frequencies may exceed the limit line without the specified detectors, but that cannot present the results are failed to the specification of test standard.
3. For corrected test results are listed in the relevant table of radiated test data of this test report.

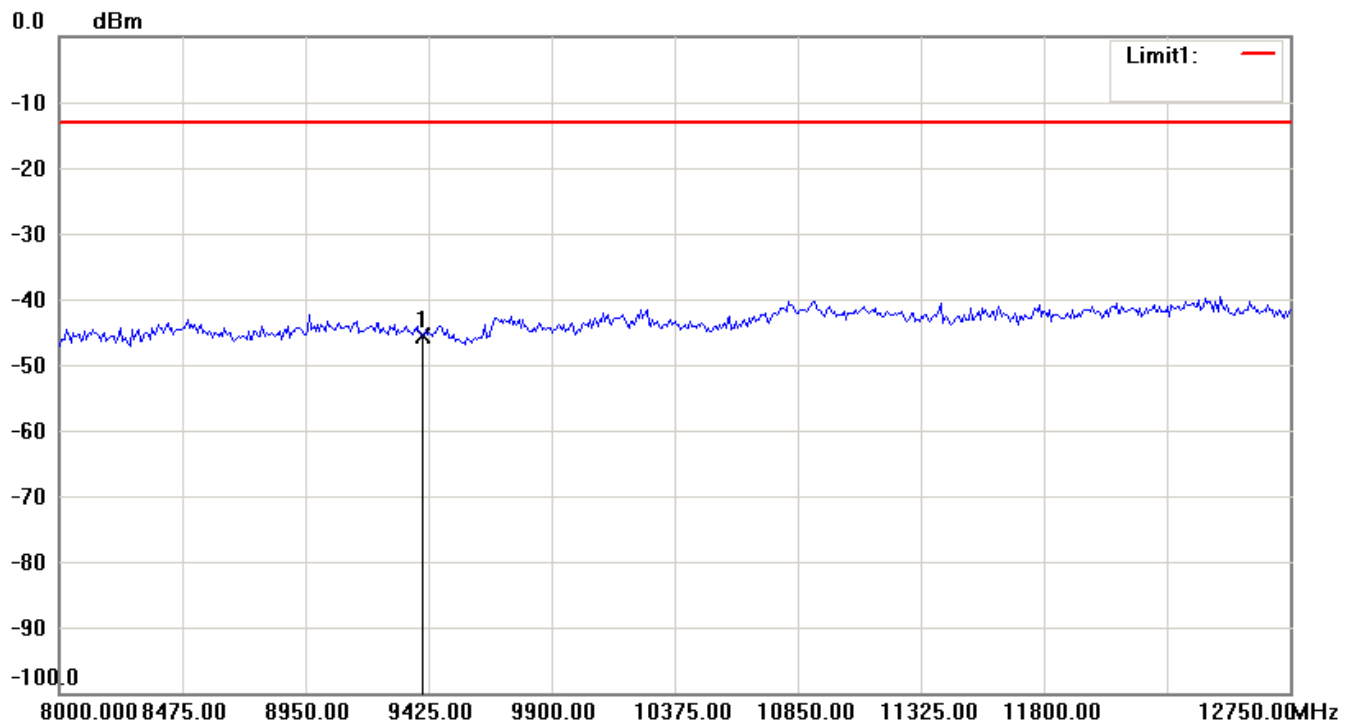
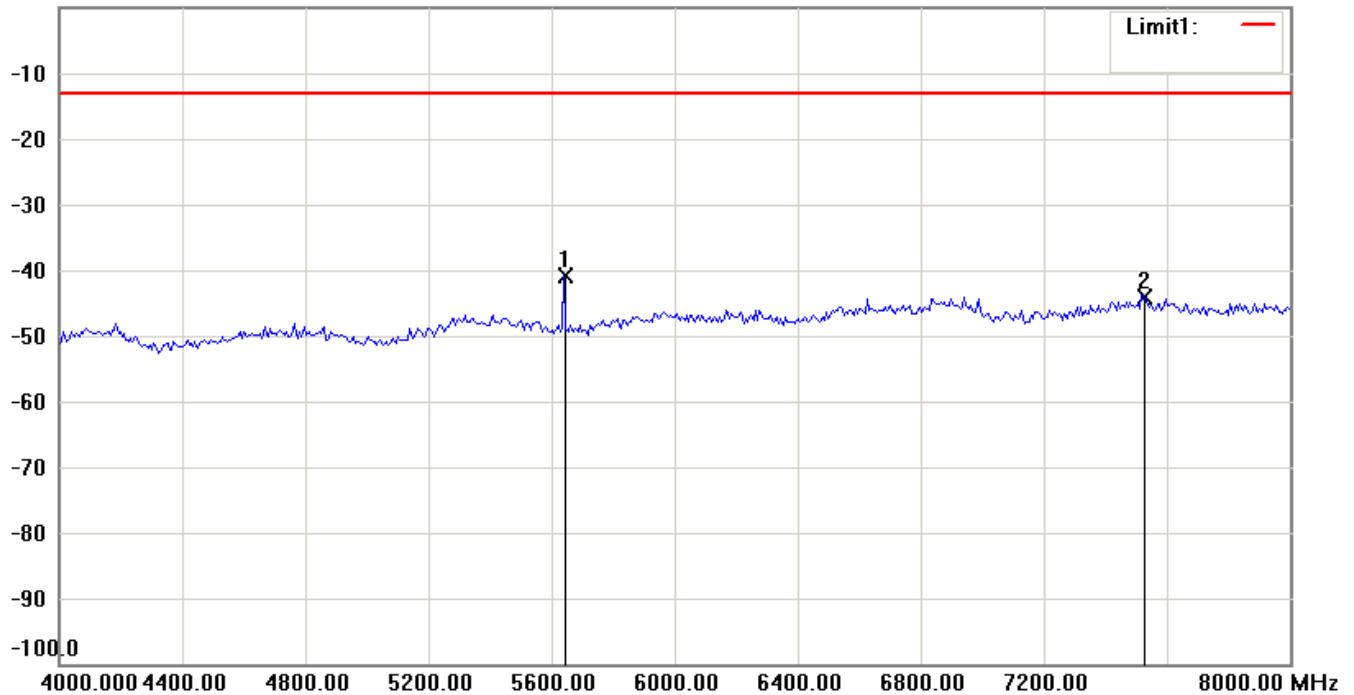


Worldwide Testing Services(Taiwan) Co., Ltd.

Report Number: W6M21103-11284-P-2224

FCC ID: UZI-PR30

0.0 dBm



Up Line: Peak Limit Line

Down Line: Ave Limit Line

Note:

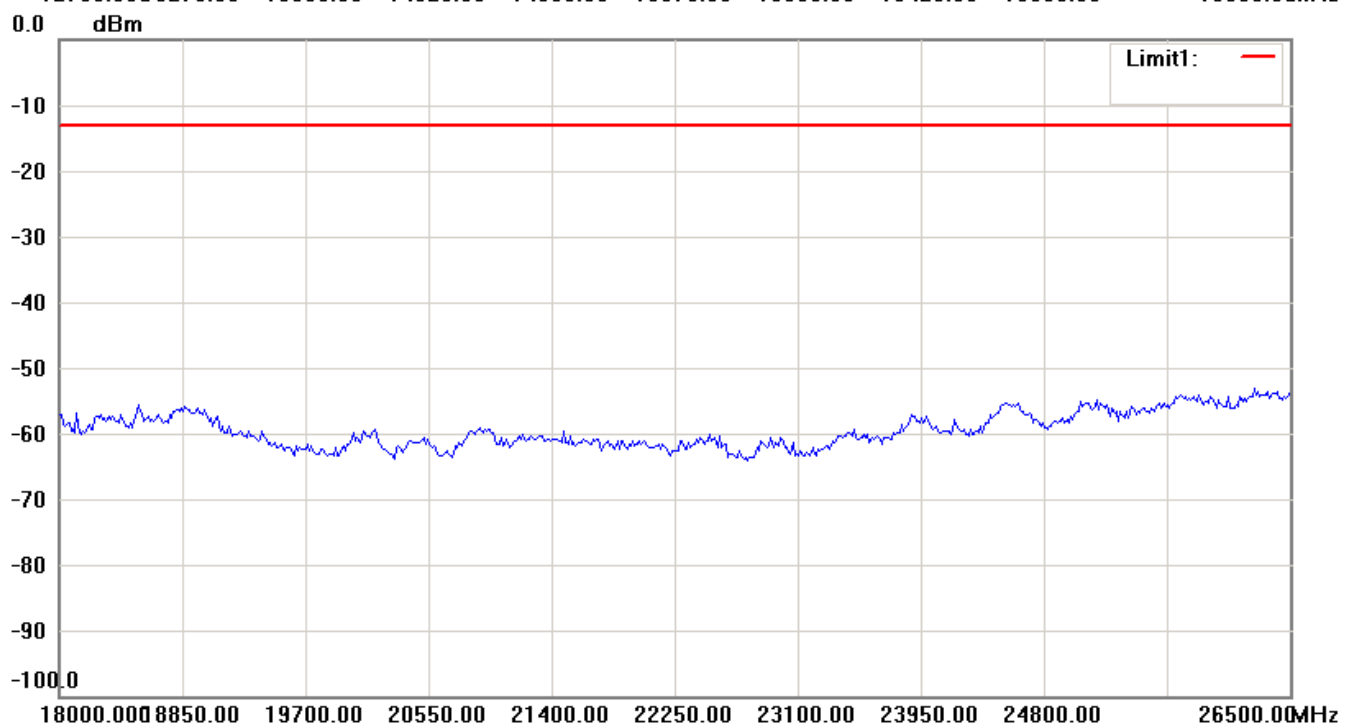
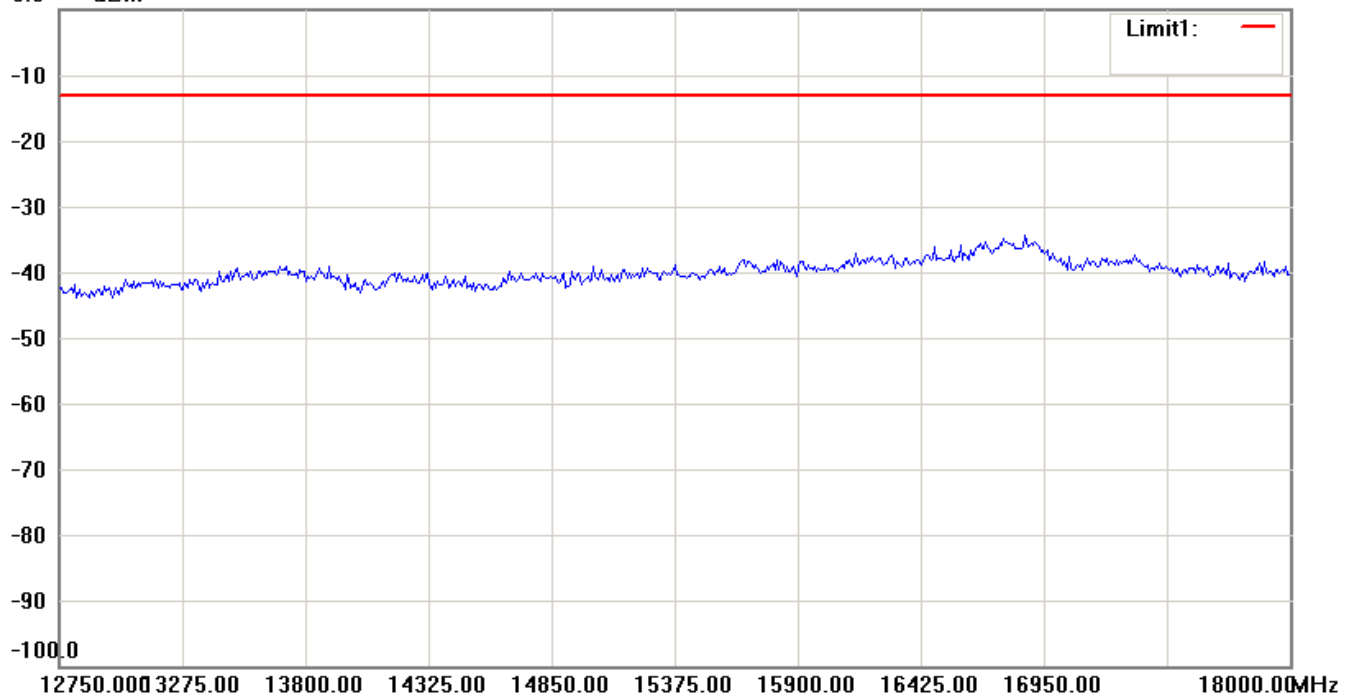
1. The attached measurement plots are preliminarily pre-scanned with peak detector for determining the final checking frequencies and are for reference only.
2. The some frequencies may exceed the limit line without the specified detectors, but that cannot present the results are failed to the specification of test standard.
3. For corrected test results are listed in the relevant table of radiated test data of this test report.



Report Number: W6M21103-11284-P-2224

FCC ID: UZI-PR30

0.0 dBm




Up Line: Peak Limit Line

Down Line: Ave Limit Line

Note:

1. The attached measurement plots are preliminarily pre-scanned with peak detector for determining the final checking frequencies and are for reference only.
2. The some frequencies may exceed the limit line without the specified detectors, but that cannot present the results are failed to the specification of test standard.
3. For corrected test results are listed in the relevant table of radiated test data of this test report.



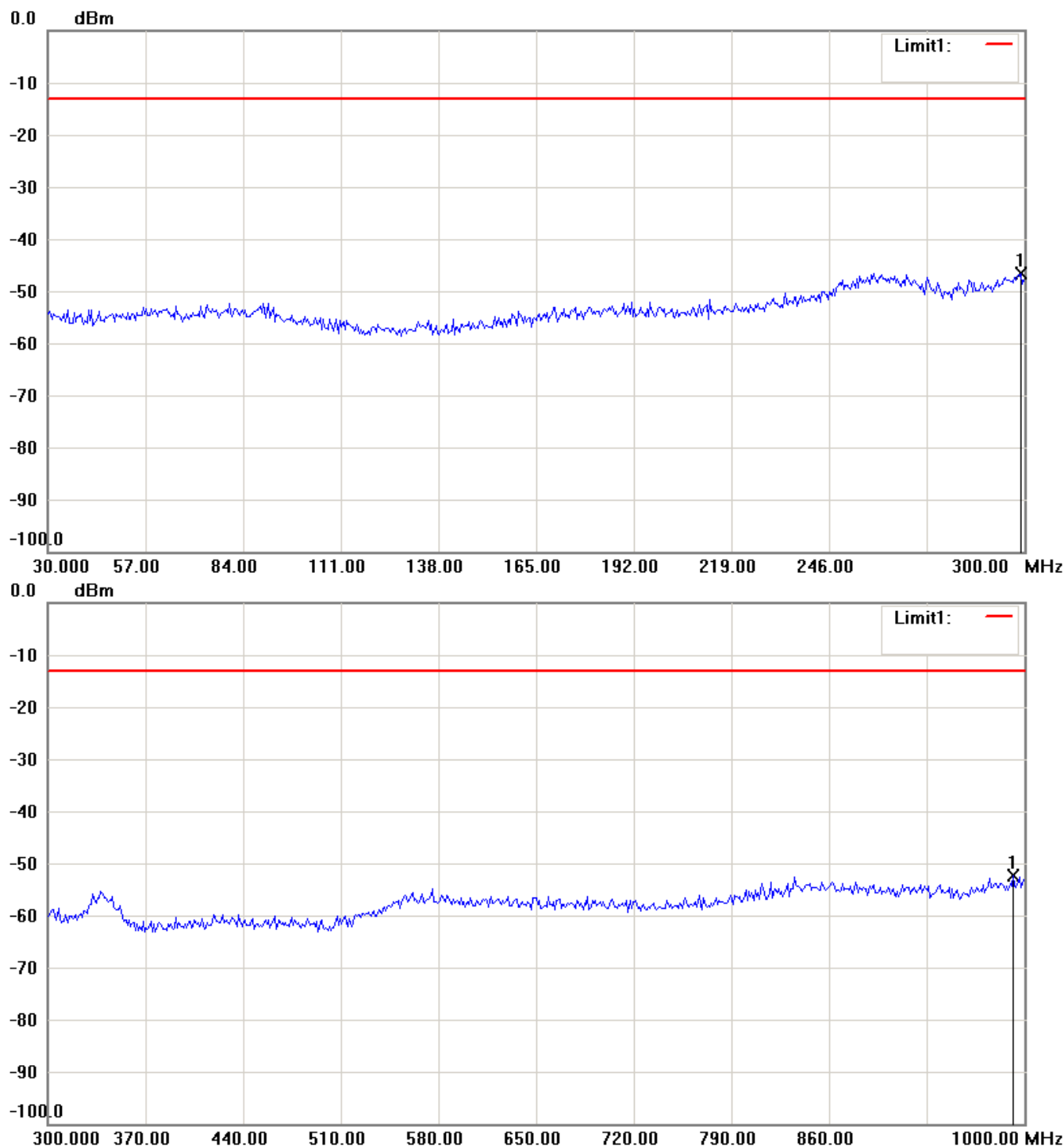
Worldwide Testing Services(Taiwan) Co., Ltd.

Report Number: W6M21103-11284-P-2224

FCC ID: UZI-PR30

1900 band_CH 661_3.5 V

Antenna Polarization H




Up Line: Peak Limit Line

Down Line: Ave Limit Line

Note:

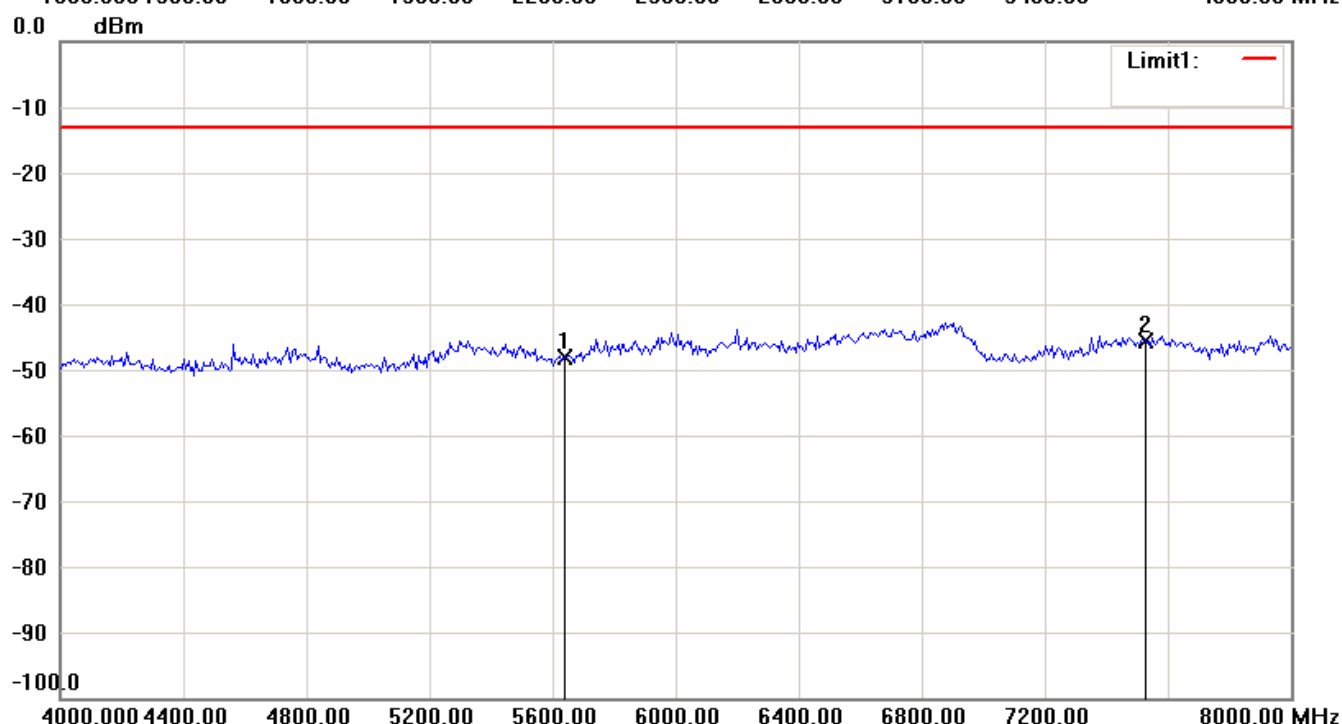
1. The attached measurement plots are preliminarily pre-scanned with peak detector for determining the final checking frequencies and are for reference only.
2. The some frequencies may exceed the limit line without the specified detectors, but that cannot present the results are failed to the specification of test standard.
3. For corrected test results are listed in the relevant table of radiated test data of this test report.



Report Number: W6M21103-11284-P-2224

FCC ID: UZI-PR30

0.0 dBm




Up Line: Peak Limit Line

Down Line: Ave Limit Line

Note:

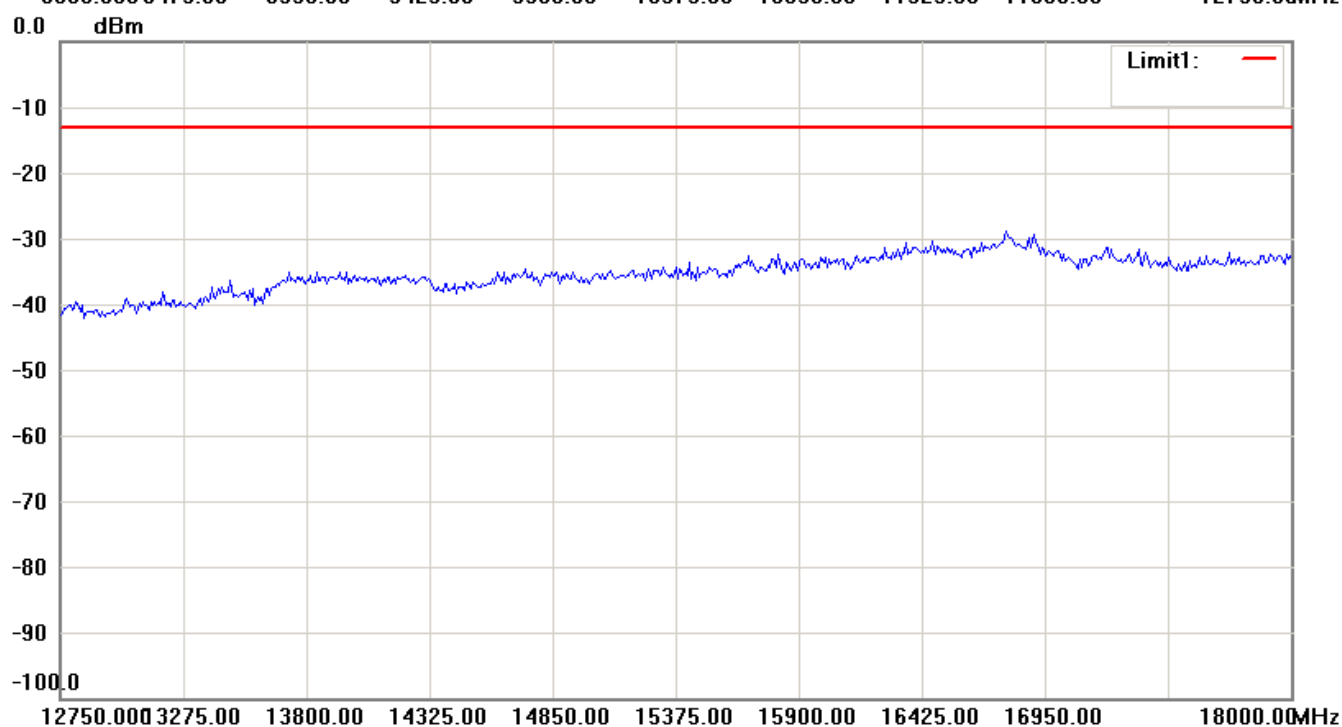
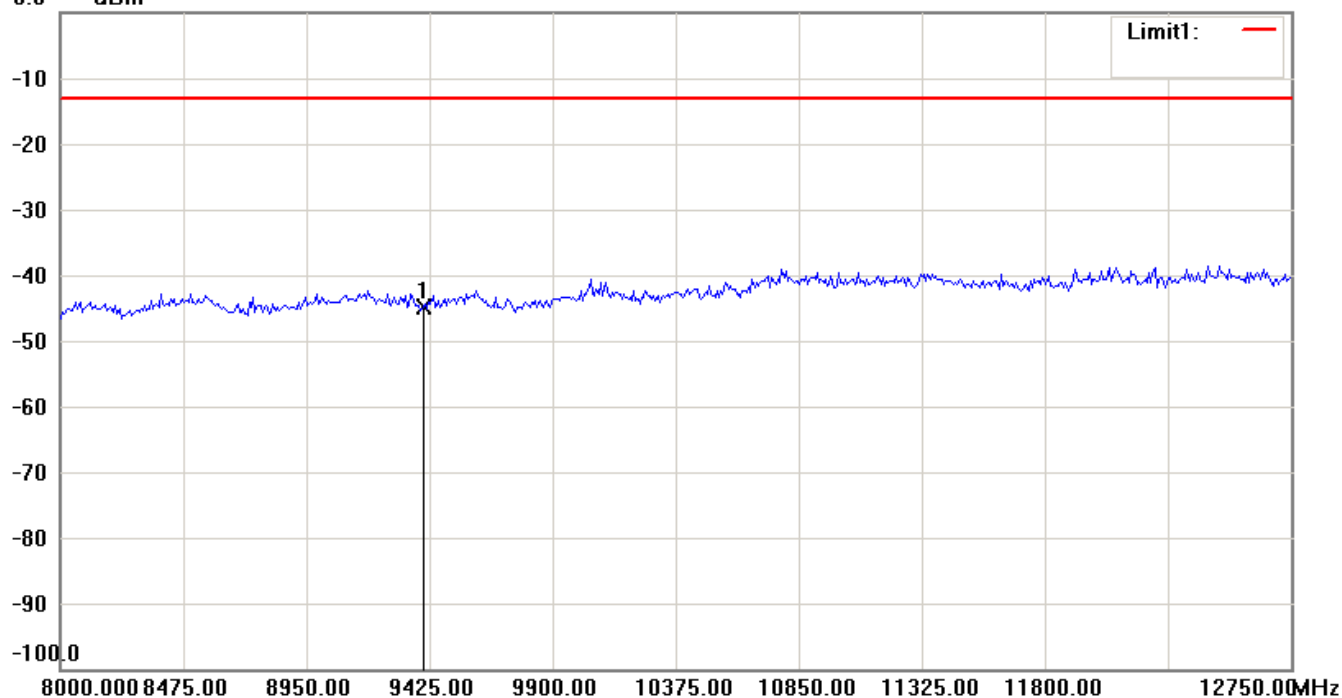
1. The attached measurement plots are preliminarily pre-scanned with peak detector for determining the final checking frequencies and are for reference only.
2. The some frequencies may exceed the limit line without the specified detectors, but that cannot present the results are failed to the specification of test standard.
3. For corrected test results are listed in the relevant table of radiated test data of this test report.



Report Number: W6M21103-11284-P-2224

FCC ID: UZI-PR30

0.0 dBm




Up Line: Peak Limit Line

Down Line: Ave Limit Line

Note:

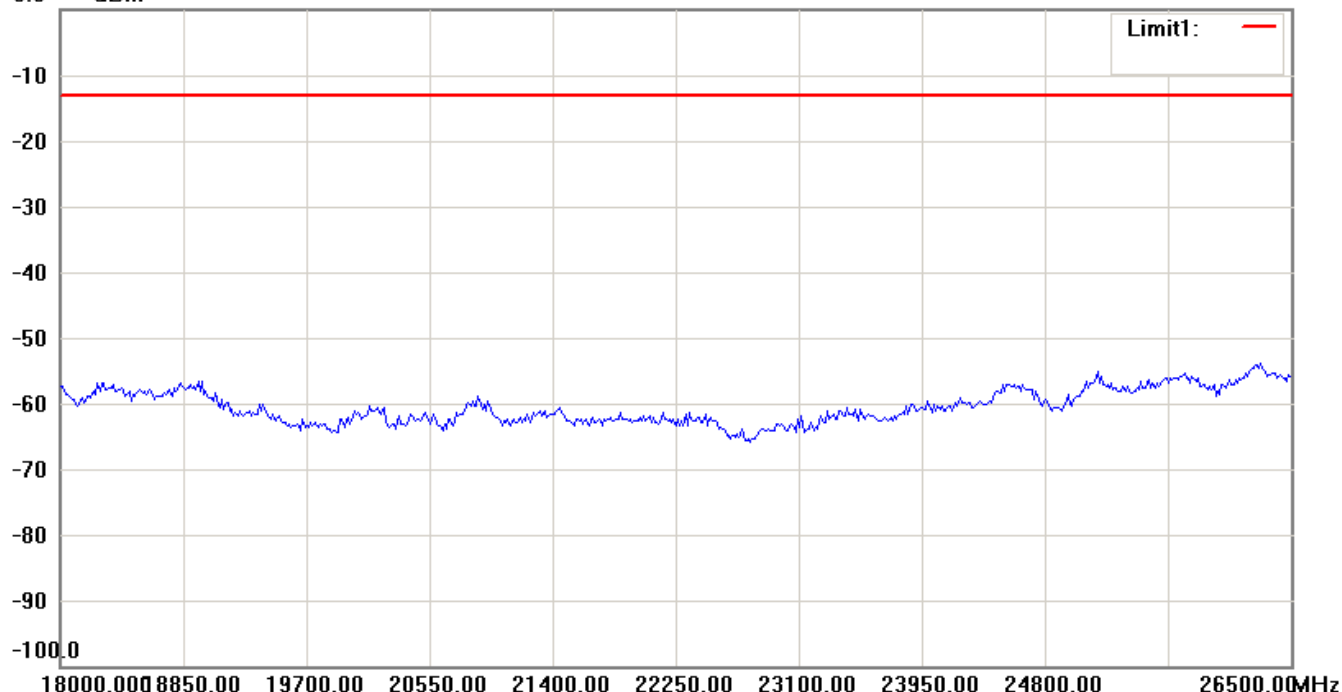
1. The attached measurement plots are preliminarily pre-scanned with peak detector for determining the final checking frequencies and are for reference only.
2. The some frequencies may exceed the limit line without the specified detectors, but that cannot present the results are failed to the specification of test standard.
3. For corrected test results are listed in the relevant table of radiated test data of this test report.



Report Number: W6M21103-11284-P-2224

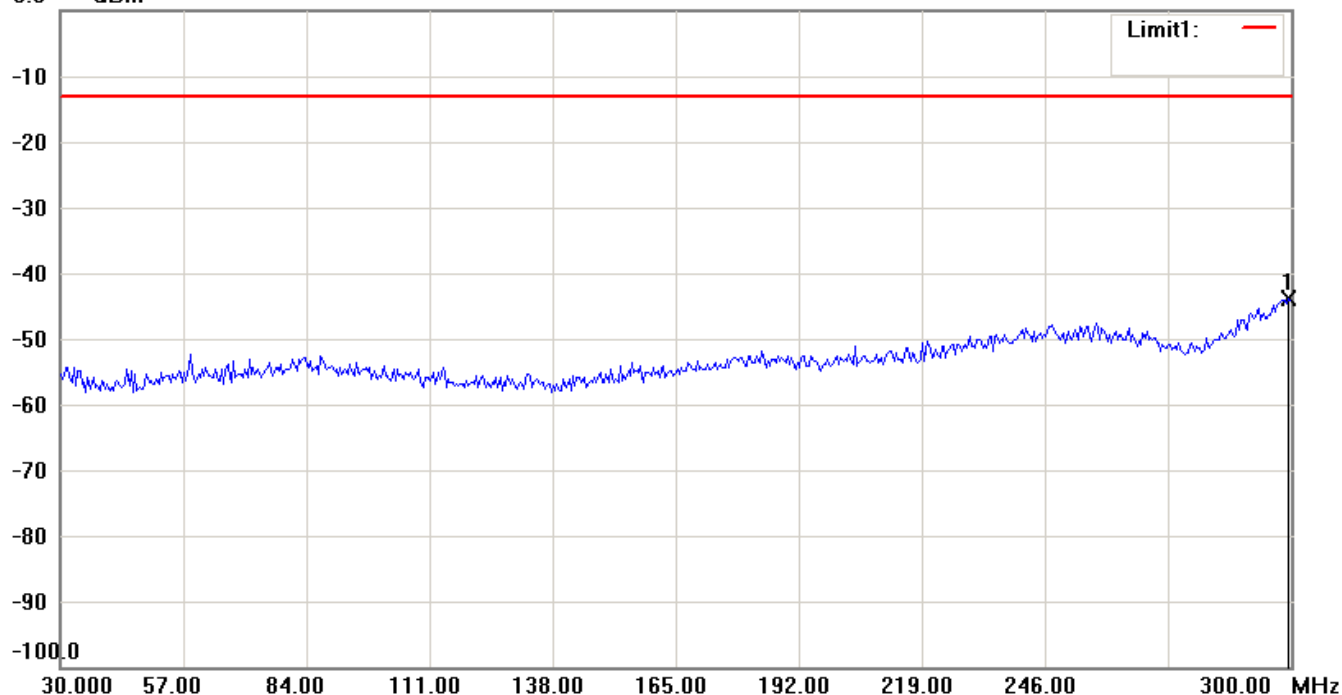
FCC ID: UZI-PR30

0.0 dBm



Antenna Polarization V

0.0 dBm




Up Line: Peak Limit Line

Down Line: Ave Limit Line

Note:

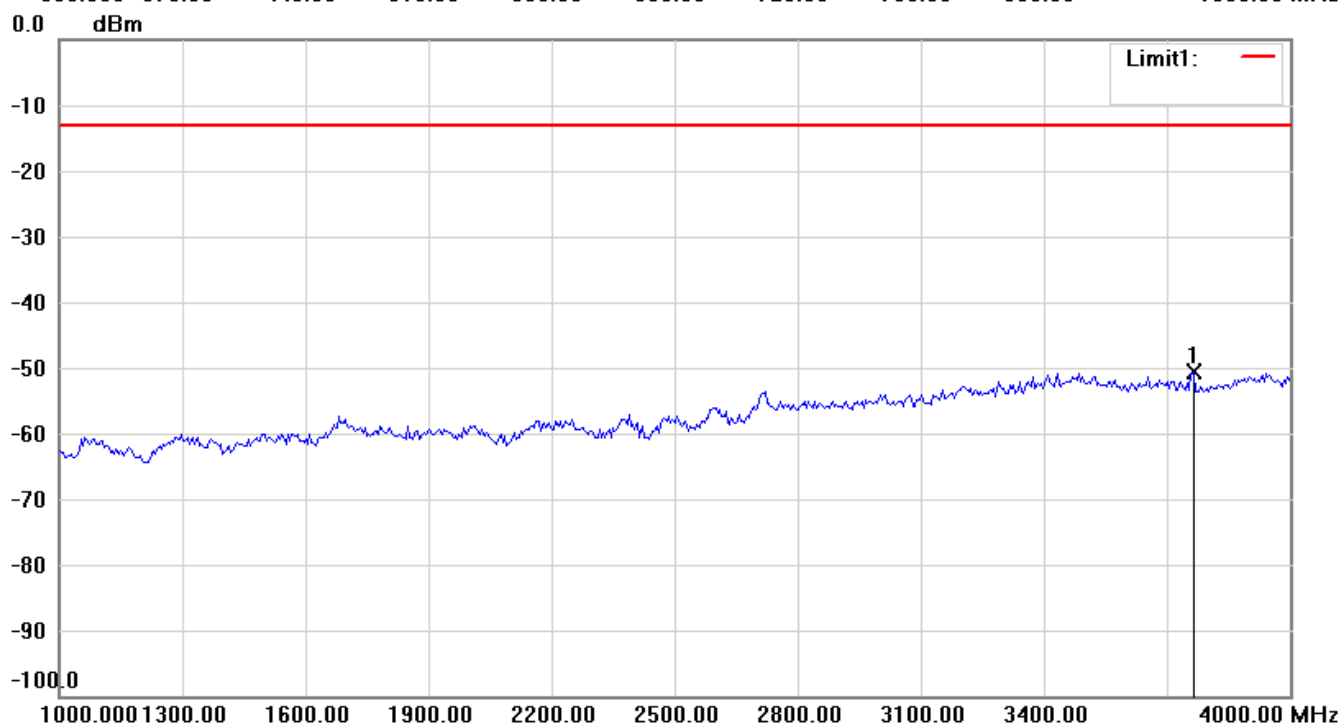
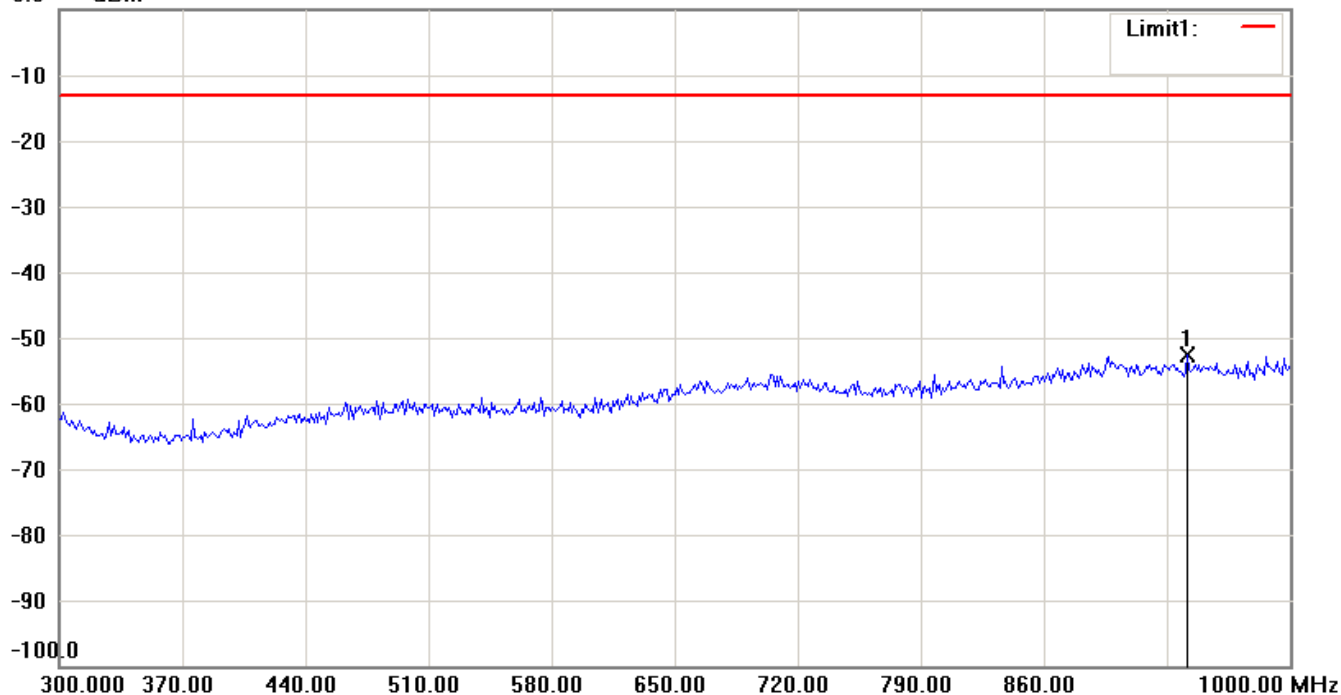
1. The attached measurement plots are preliminarily pre-scanned with peak detector for determining the final checking frequencies and are for reference only.
2. The some frequencies may exceed the limit line without the specified detectors, but that cannot present the results are failed to the specification of test standard.
3. For corrected test results are listed in the relevant table of radiated test data of this test report.



Report Number: W6M21103-11284-P-2224

FCC ID: UZI-PR30

0.0 dBm



Up Line: Peak Limit Line

Down Line: Ave Limit Line

Note:

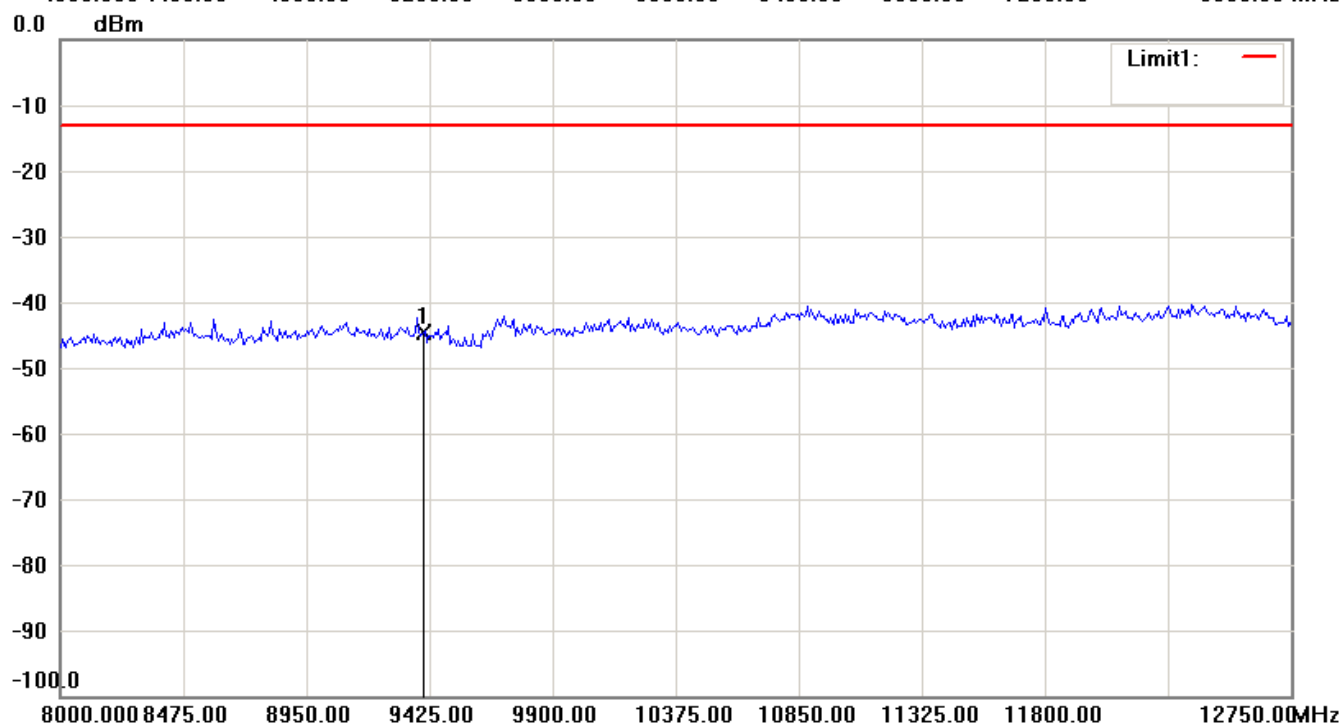
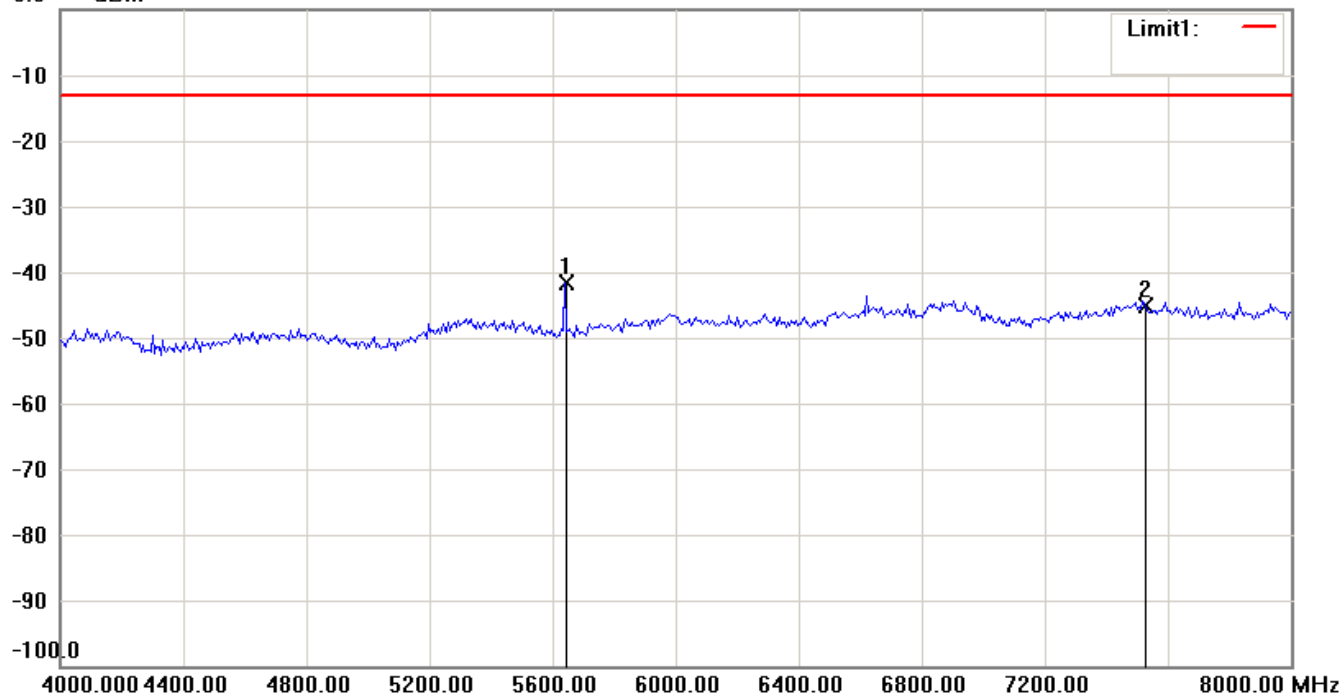
1. The attached measurement plots are preliminarily pre-scanned with peak detector for determining the final checking frequencies and are for reference only.
2. The some frequencies may exceed the limit line without the specified detectors, but that cannot present the results are failed to the specification of test standard.
3. For corrected test results are listed in the relevant table of radiated test data of this test report.



Report Number: W6M21103-11284-P-2224

FCC ID: UZI-PR30

0.0 dBm




Up Line: Peak Limit Line

Down Line: Ave Limit Line

Note:

1. The attached measurement plots are preliminarily pre-scanned with peak detector for determining the final checking frequencies and are for reference only.
2. The some frequencies may exceed the limit line without the specified detectors, but that cannot present the results are failed to the specification of test standard.
3. For corrected test results are listed in the relevant table of radiated test data of this test report.

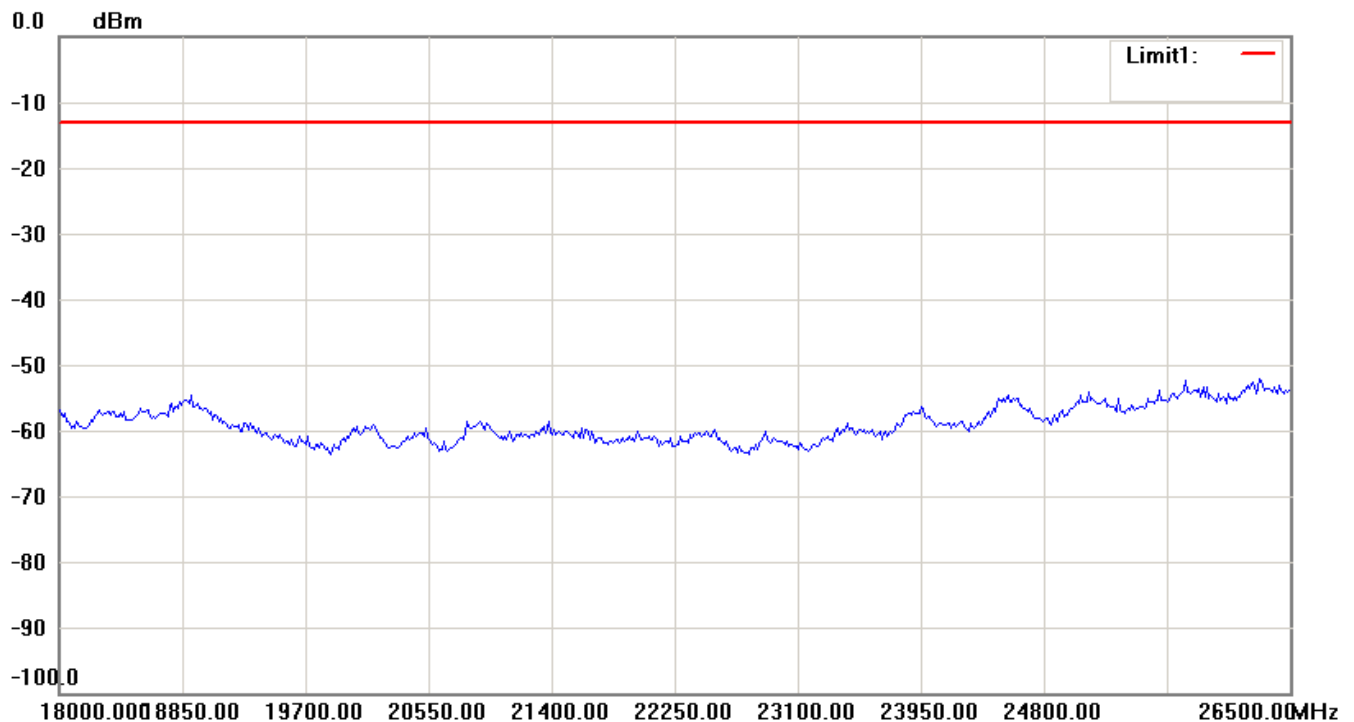
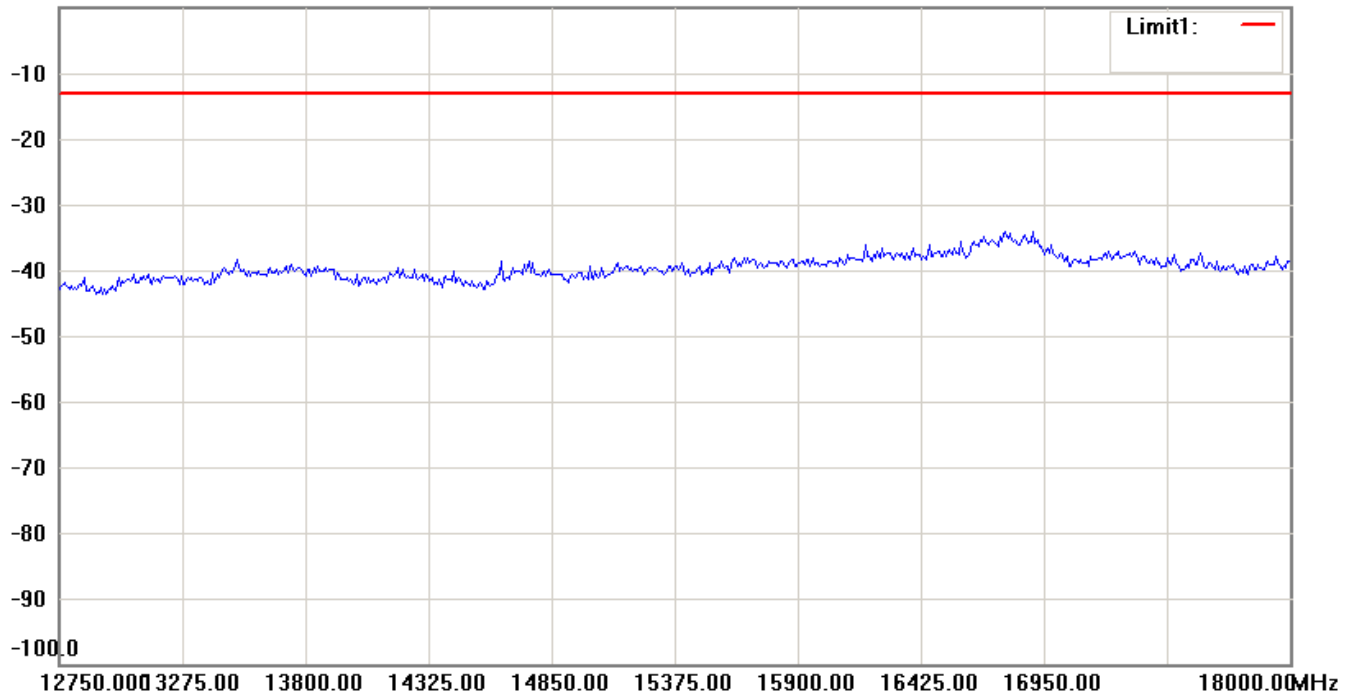


Worldwide Testing Services(Taiwan) Co., Ltd.

Report Number: W6M21103-11284-P-2224

FCC ID: UZI-PR30

0.0 dBm



Up Line: Peak Limit Line

Down Line: Ave Limit Line

Note:

1. The attached measurement plots are preliminarily pre-scanned with peak detector for determining the final checking frequencies and are for reference only.
2. The some frequencies may exceed the limit line without the specified detectors, but that cannot present the results are failed to the specification of test standard.
3. For corrected test results are listed in the relevant table of radiated test data of this test report.



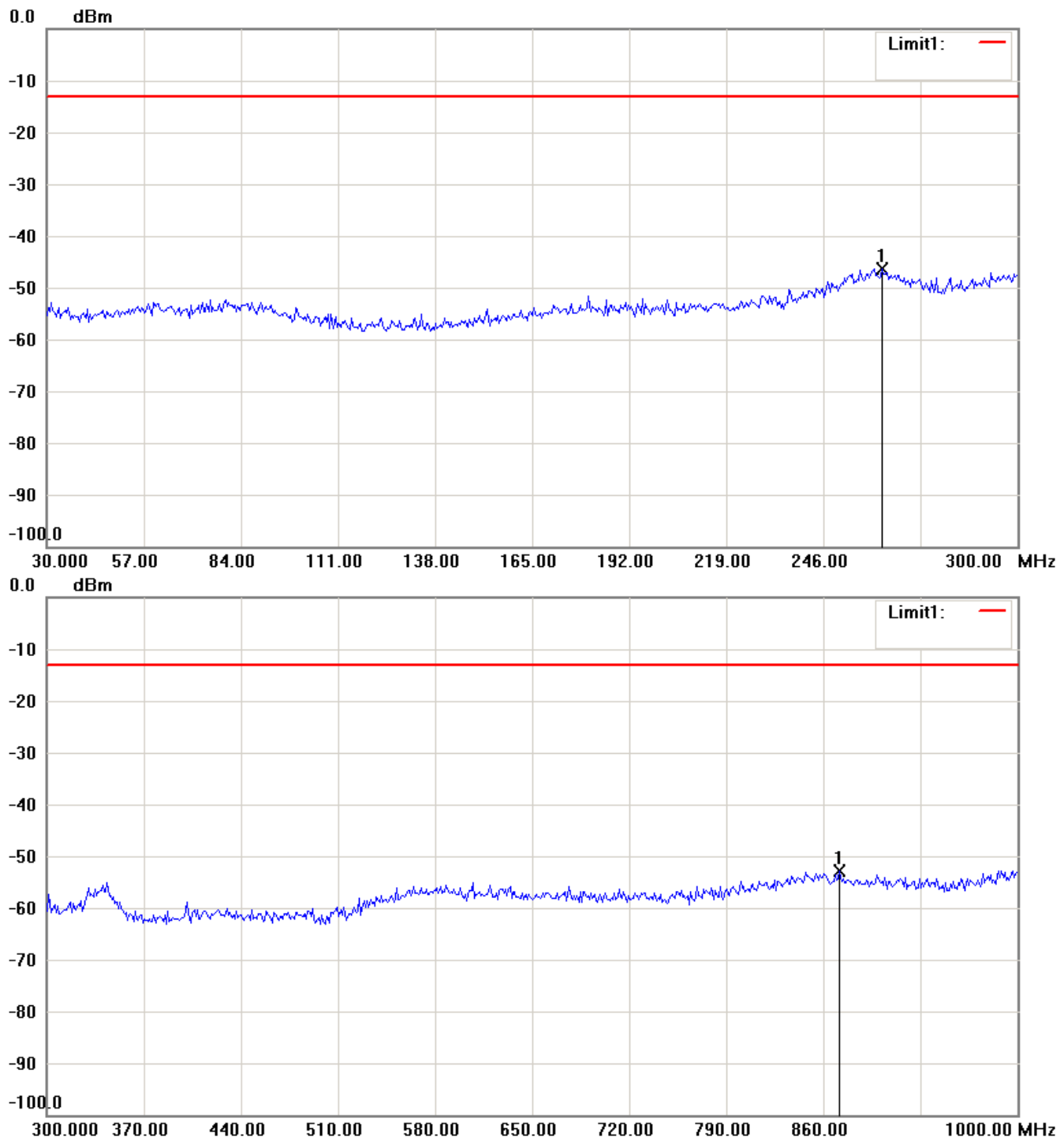
Worldwide Testing Services(Taiwan) Co., Ltd.

Report Number: W6M21103-11284-P-2224

FCC ID: UZI-PR30

1900 band_CH 810_4.2 V

Antenna Polarization H




Up Line: Peak Limit Line

Down Line: Ave Limit Line

Note:

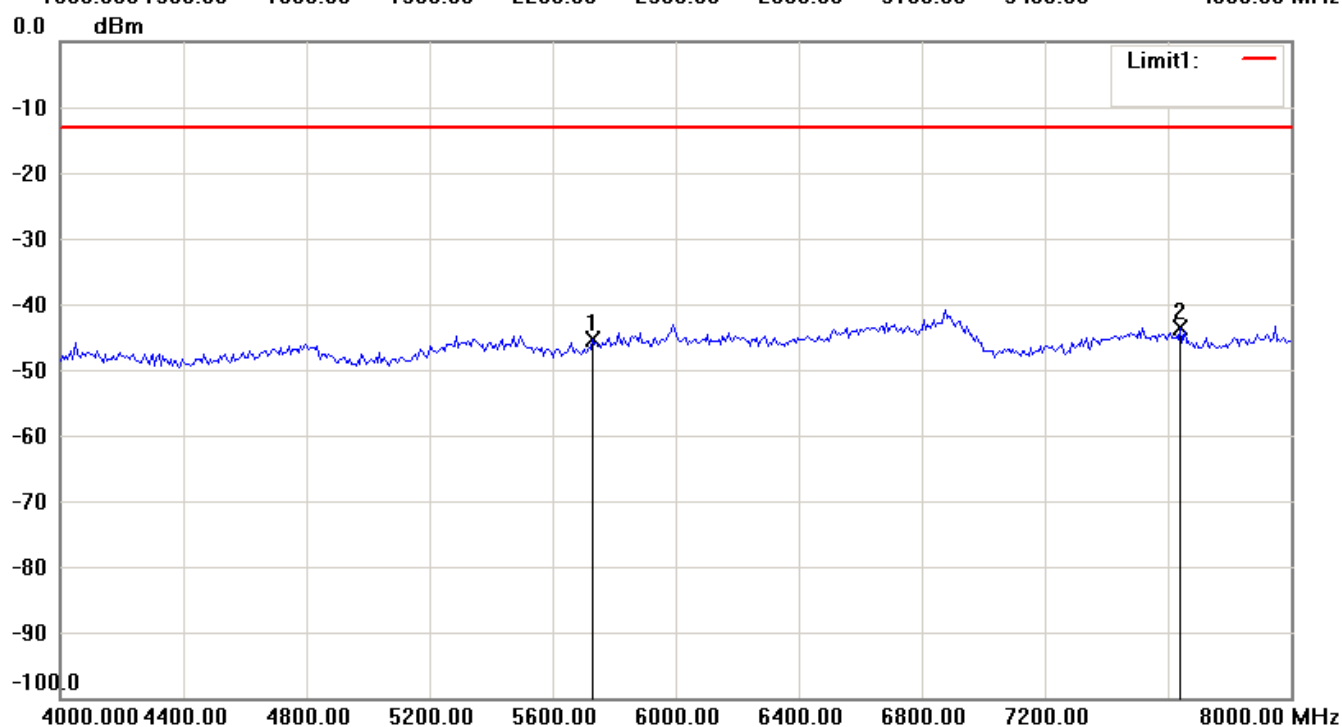
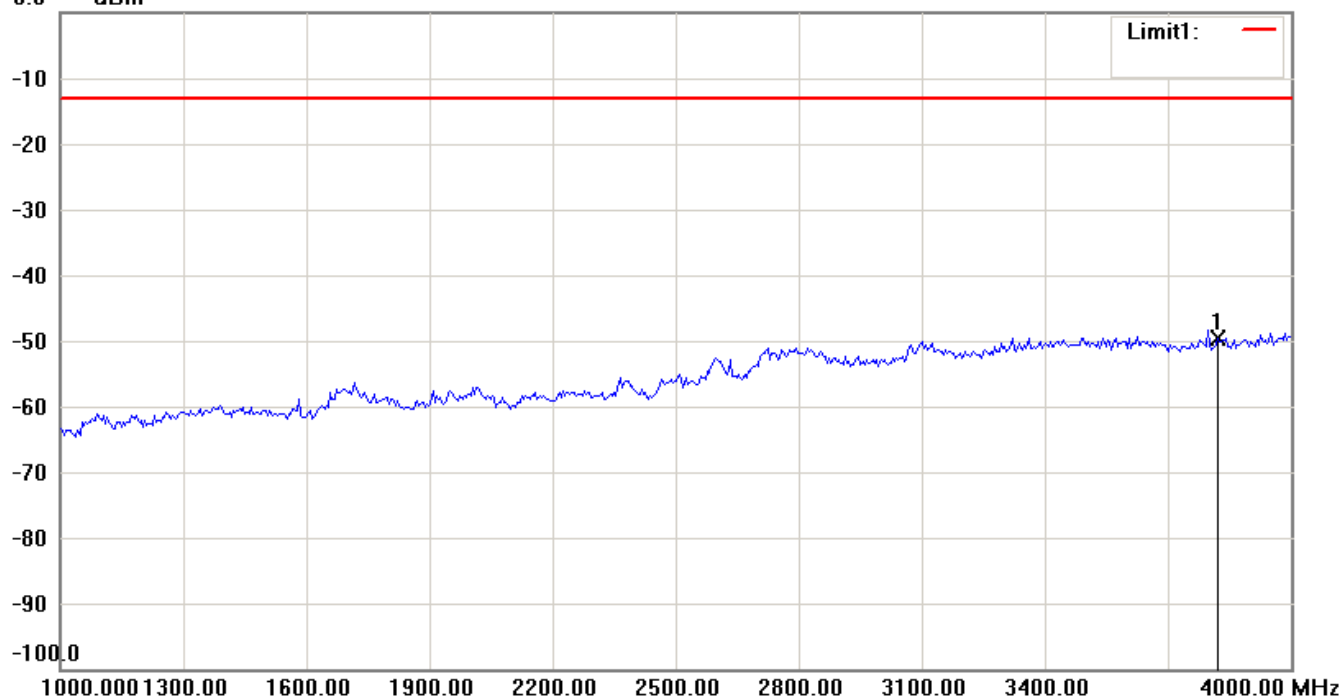
1. The attached measurement plots are preliminarily pre-scanned with peak detector for determining the final checking frequencies and are for reference only.
2. The some frequencies may exceed the limit line without the specified detectors, but that cannot present the results are failed to the specification of test standard.
3. For corrected test results are listed in the relevant table of radiated test data of this test report.



Report Number: W6M21103-11284-P-2224

FCC ID: UZI-PR30

0.0 dBm




Up Line: Peak Limit Line

Down Line: Ave Limit Line

Note:

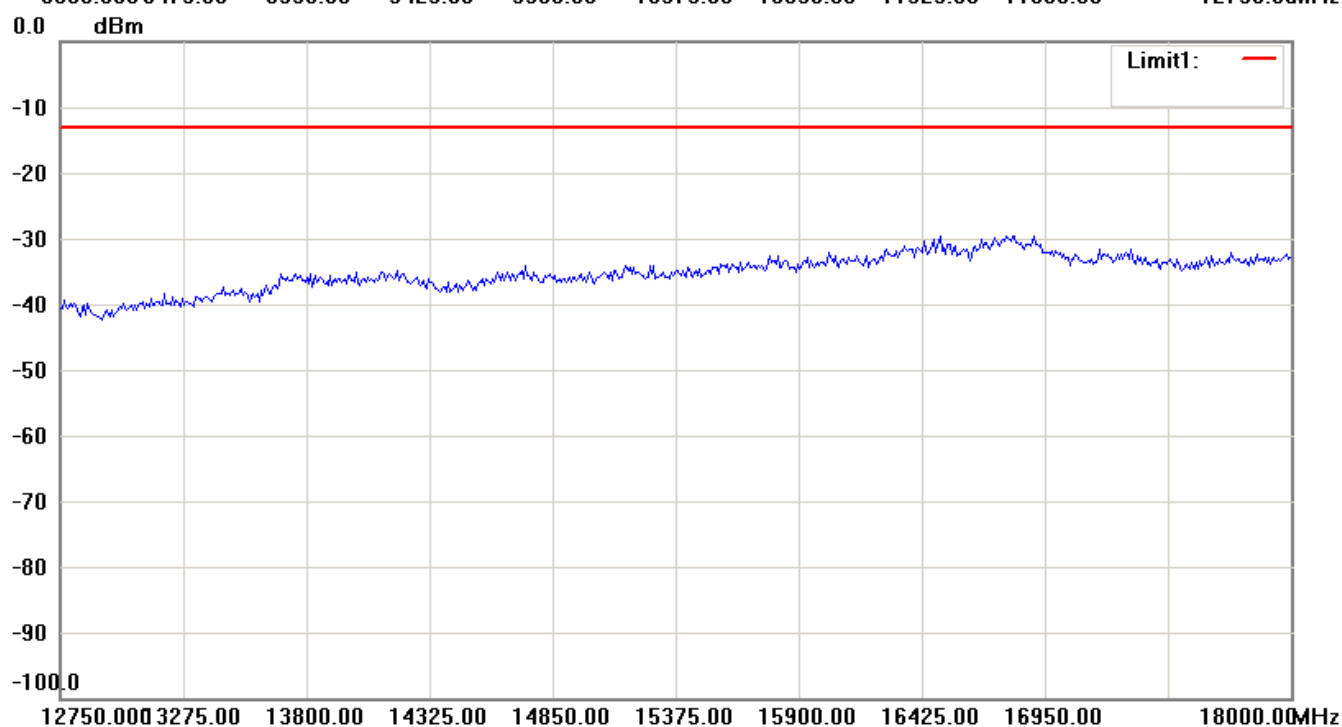
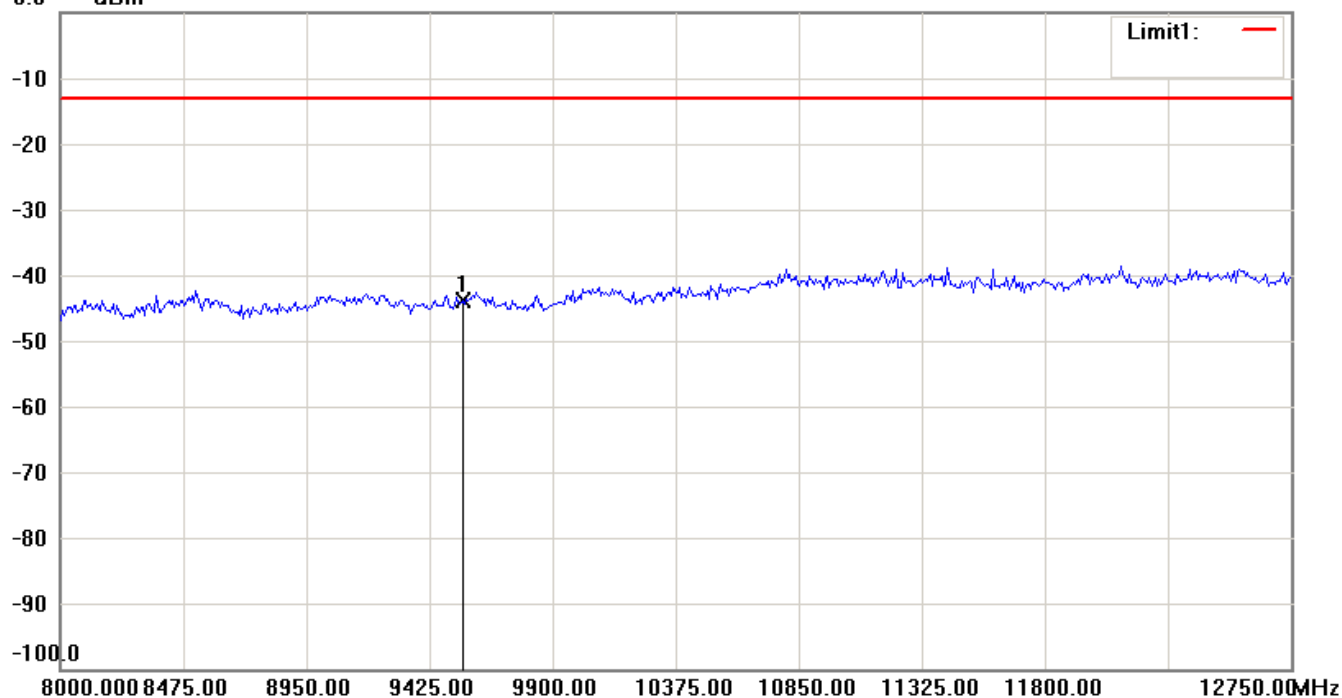
1. The attached measurement plots are preliminarily pre-scanned with peak detector for determining the final checking frequencies and are for reference only.
2. The some frequencies may exceed the limit line without the specified detectors, but that cannot present the results are failed to the specification of test standard.
3. For corrected test results are listed in the relevant table of radiated test data of this test report.



Report Number: W6M21103-11284-P-2224

FCC ID: UZI-PR30

0.0 dBm




Up Line: Peak Limit Line

Down Line: Ave Limit Line

Note:

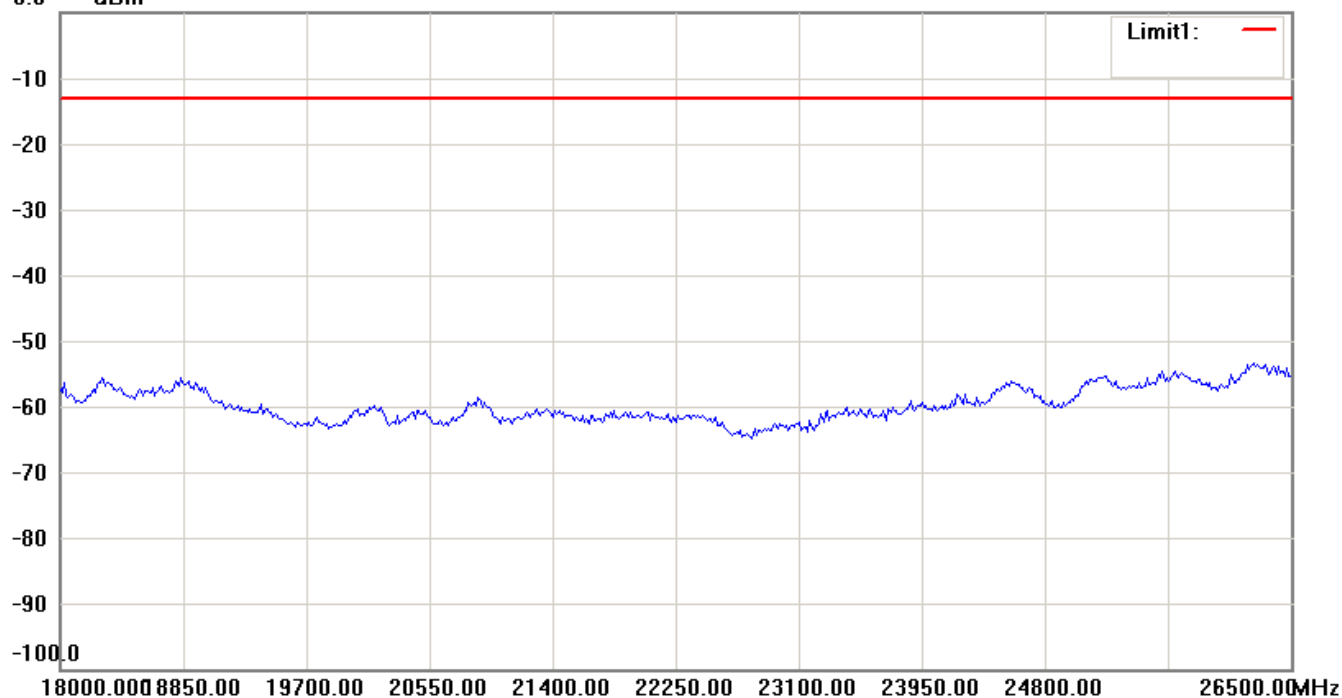
1. The attached measurement plots are preliminarily pre-scanned with peak detector for determining the final checking frequencies and are for reference only.
2. The some frequencies may exceed the limit line without the specified detectors, but that cannot present the results are failed to the specification of test standard.
3. For corrected test results are listed in the relevant table of radiated test data of this test report.



Report Number: W6M21103-11284-P-2224

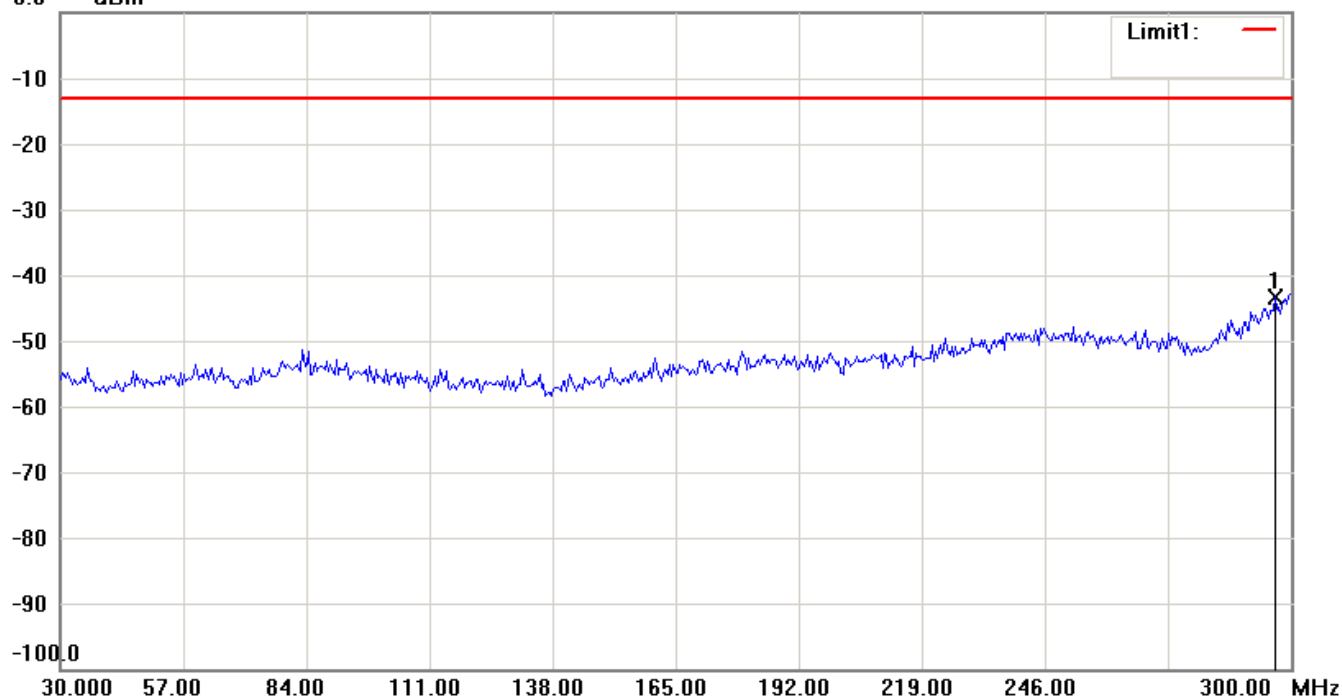
FCC ID: UZI-PR30

0.0 dBm



Antenna Polarization V

0.0 dBm




Up Line: Peak Limit Line

Down Line: Ave Limit Line

Note:

1. The attached measurement plots are preliminarily pre-scanned with peak detector for determining the final checking frequencies and are for reference only.
2. The some frequencies may exceed the limit line without the specified detectors, but that cannot present the results are failed to the specification of test standard.
3. For corrected test results are listed in the relevant table of radiated test data of this test report.

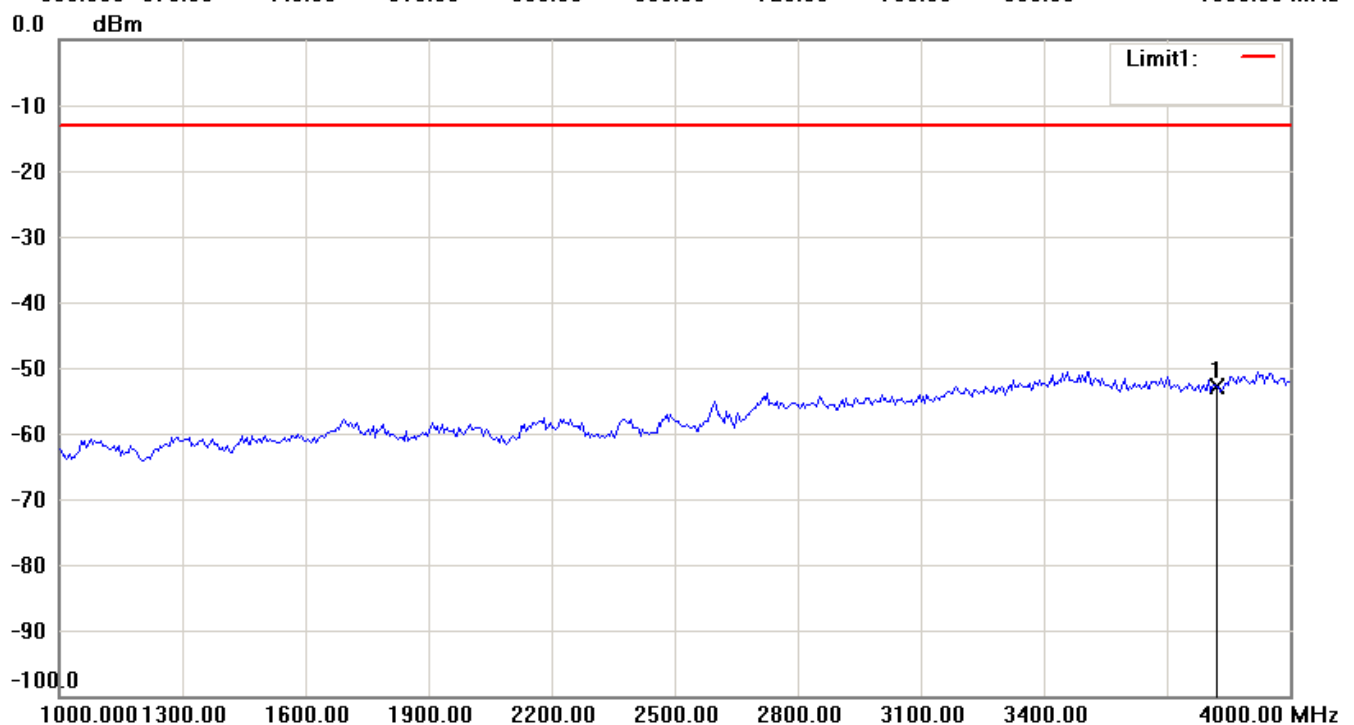
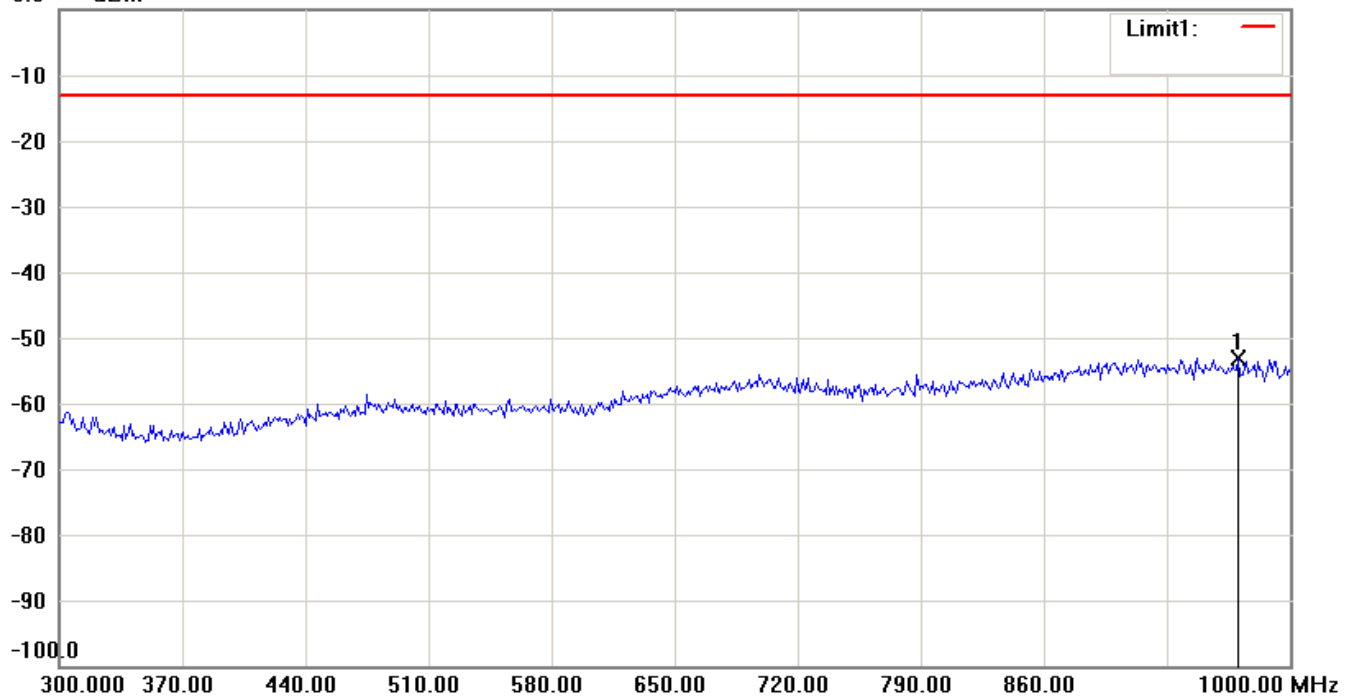


Worldwide Testing Services(Taiwan) Co., Ltd.

Report Number: W6M21103-11284-P-2224

FCC ID: UZI-PR30

0.0 dBm




Up Line: Peak Limit Line

Down Line: Ave Limit Line

Note:

1. The attached measurement plots are preliminarily pre-scanned with peak detector for determining the final checking frequencies and are for reference only.
2. The some frequencies may exceed the limit line without the specified detectors, but that cannot present the results are failed to the specification of test standard.
3. For corrected test results are listed in the relevant table of radiated test data of this test report.

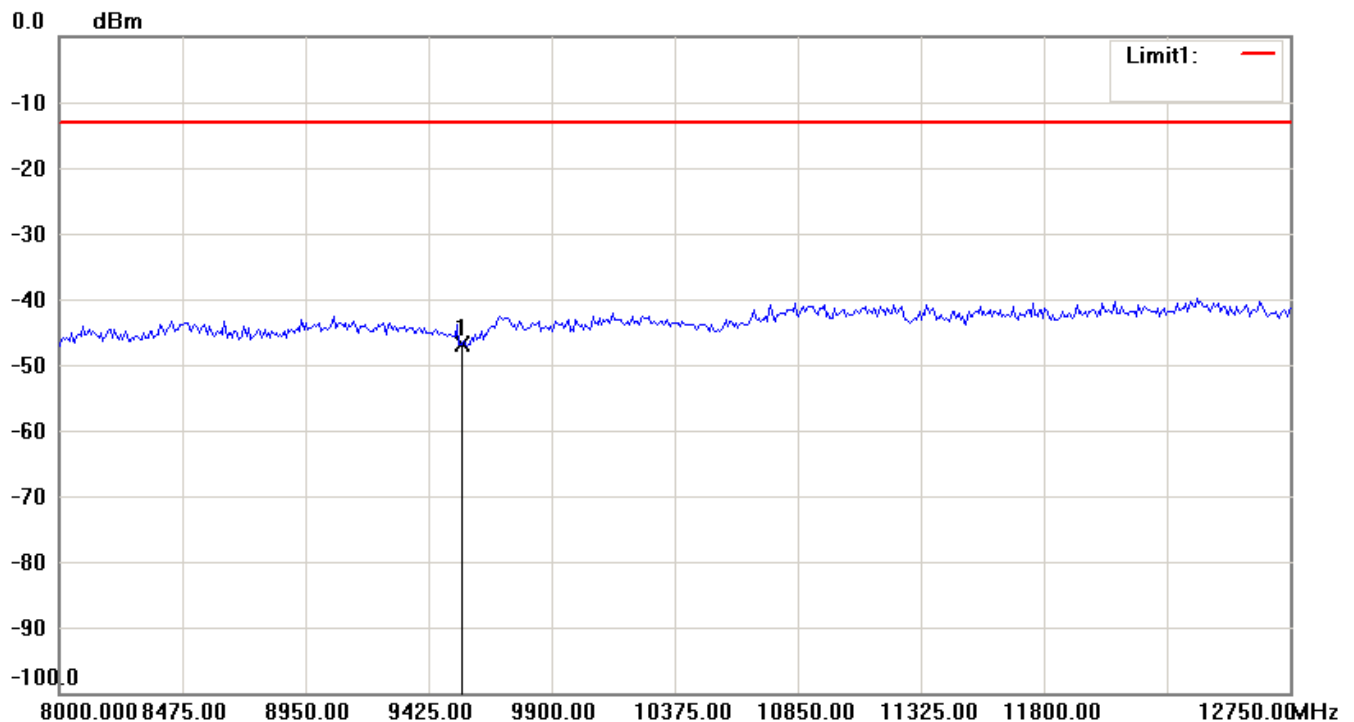
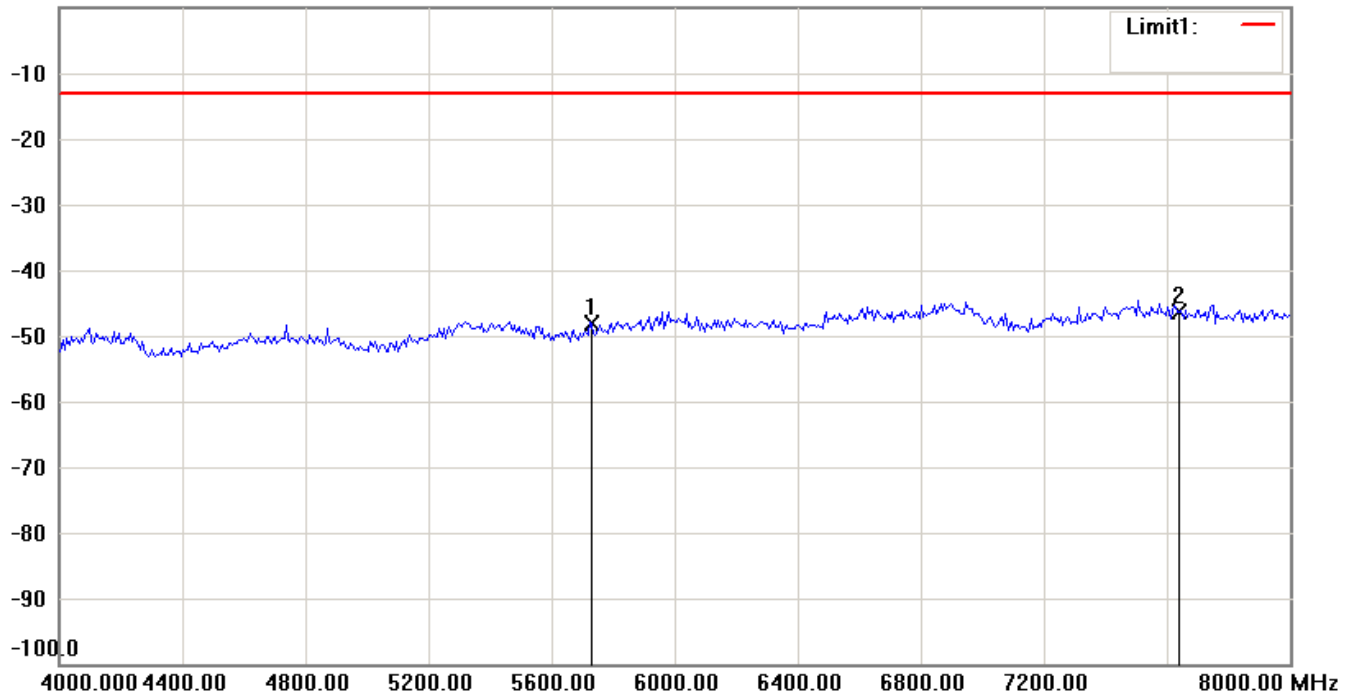


Worldwide Testing Services(Taiwan) Co., Ltd.

Report Number: W6M21103-11284-P-2224

FCC ID: UZI-PR30

0.0 dBm



Up Line: Peak Limit Line

Down Line: Ave Limit Line

Note:

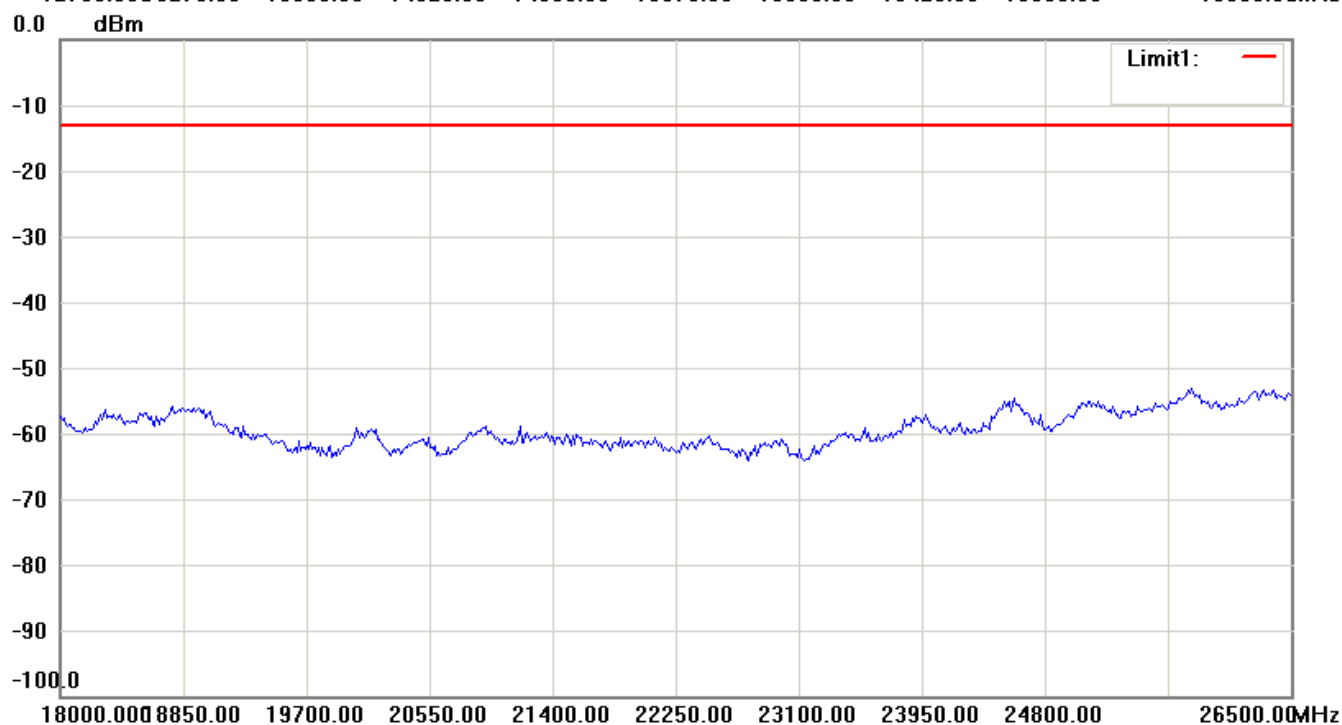
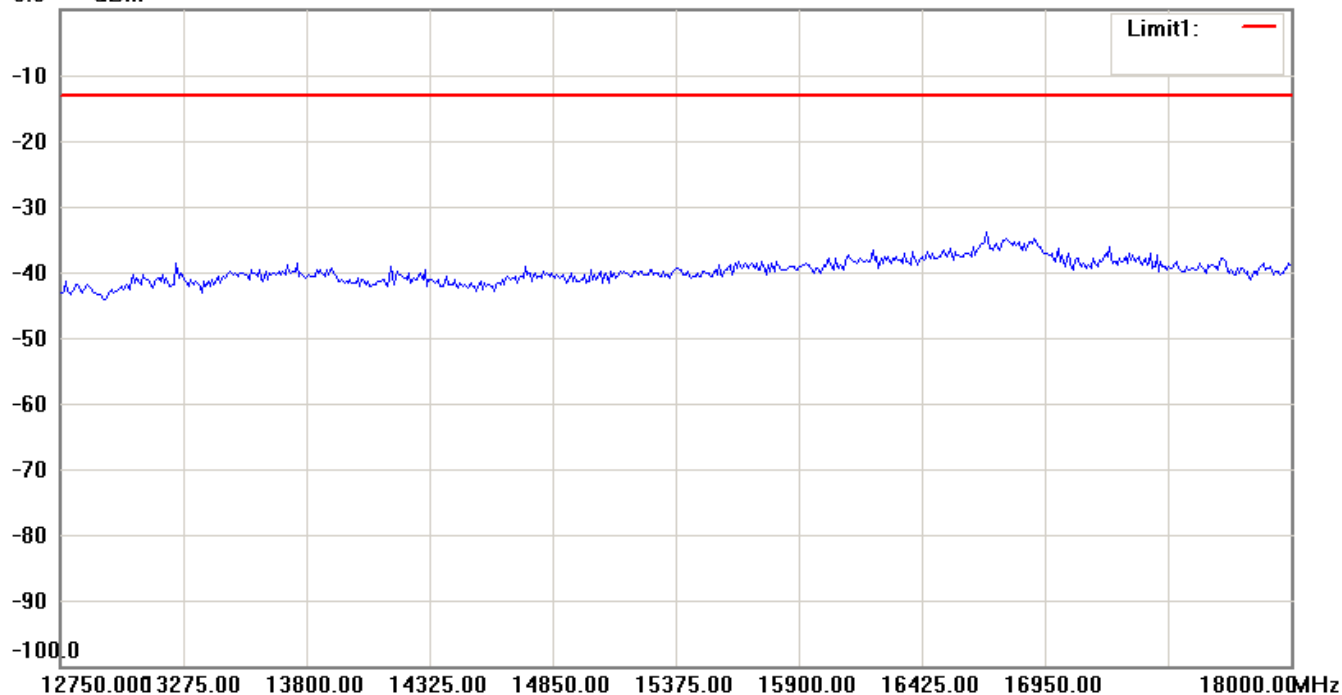
1. The attached measurement plots are preliminarily pre-scanned with peak detector for determining the final checking frequencies and are for reference only.
2. The some frequencies may exceed the limit line without the specified detectors, but that cannot present the results are failed to the specification of test standard.
3. For corrected test results are listed in the relevant table of radiated test data of this test report.



Report Number: W6M21103-11284-P-2224

FCC ID: UZI-PR30

0.0 dBm




Up Line: Peak Limit Line

Down Line: Ave Limit Line

Note:

1. The attached measurement plots are preliminarily pre-scanned with peak detector for determining the final checking frequencies and are for reference only.
2. The some frequencies may exceed the limit line without the specified detectors, but that cannot present the results are failed to the specification of test standard.
3. For corrected test results are listed in the relevant table of radiated test data of this test report.



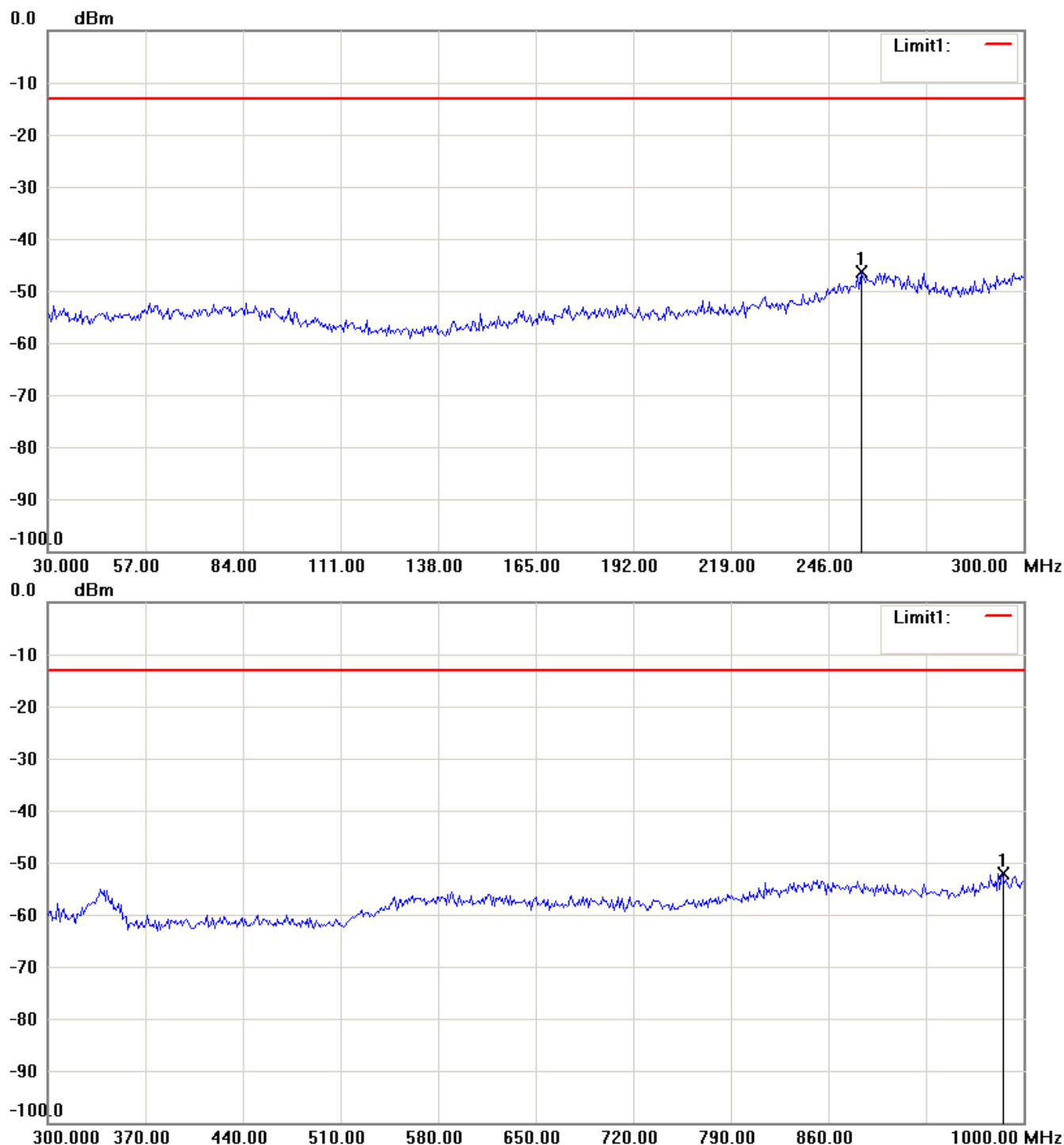
Worldwide Testing Services(Taiwan) Co., Ltd.

Report Number: W6M21103-11284-P-2224

FCC ID: UZI-PR30

1900 band_CH 810_3.5 V

Antenna Polarization H




Up Line: Peak Limit Line

Down Line: Ave Limit Line

Note:

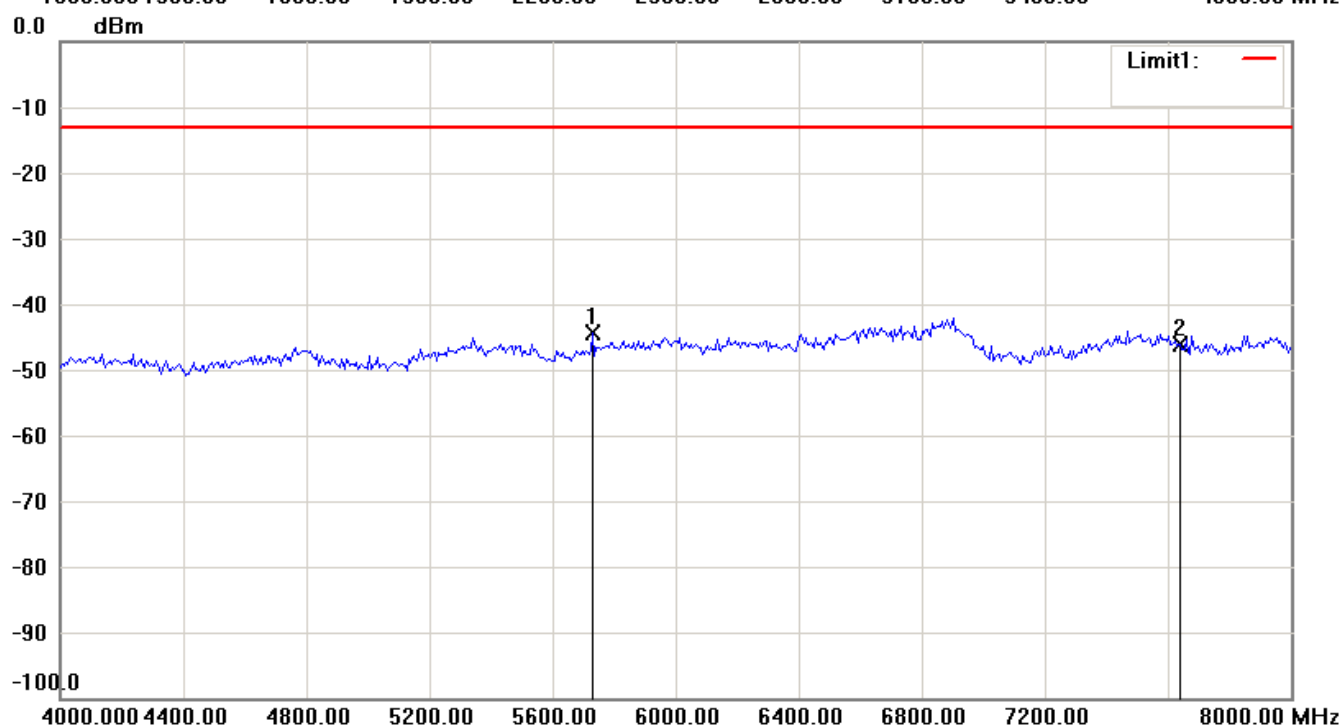
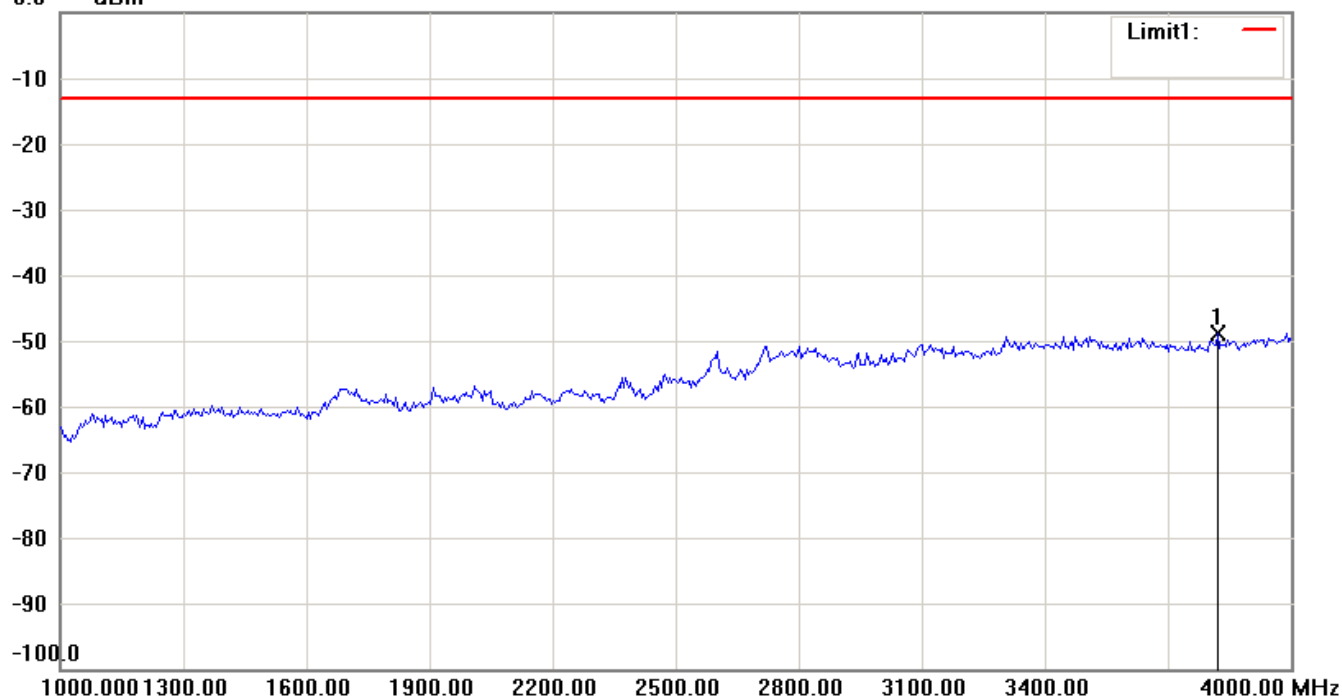
1. The attached measurement plots are preliminarily pre-scanned with peak detector for determining the final checking frequencies and are for reference only.
2. The some frequencies may exceed the limit line without the specified detectors, but that cannot present the results are failed to the specification of test standard.
3. For corrected test results are listed in the relevant table of radiated test data of this test report.



Report Number: W6M21103-11284-P-2224

FCC ID: UZI-PR30

0.0 dBm




Up Line: Peak Limit Line

Down Line: Ave Limit Line

Note:

1. The attached measurement plots are preliminarily pre-scanned with peak detector for determining the final checking frequencies and are for reference only.
2. The some frequencies may exceed the limit line without the specified detectors, but that cannot present the results are failed to the specification of test standard.
3. For corrected test results are listed in the relevant table of radiated test data of this test report.

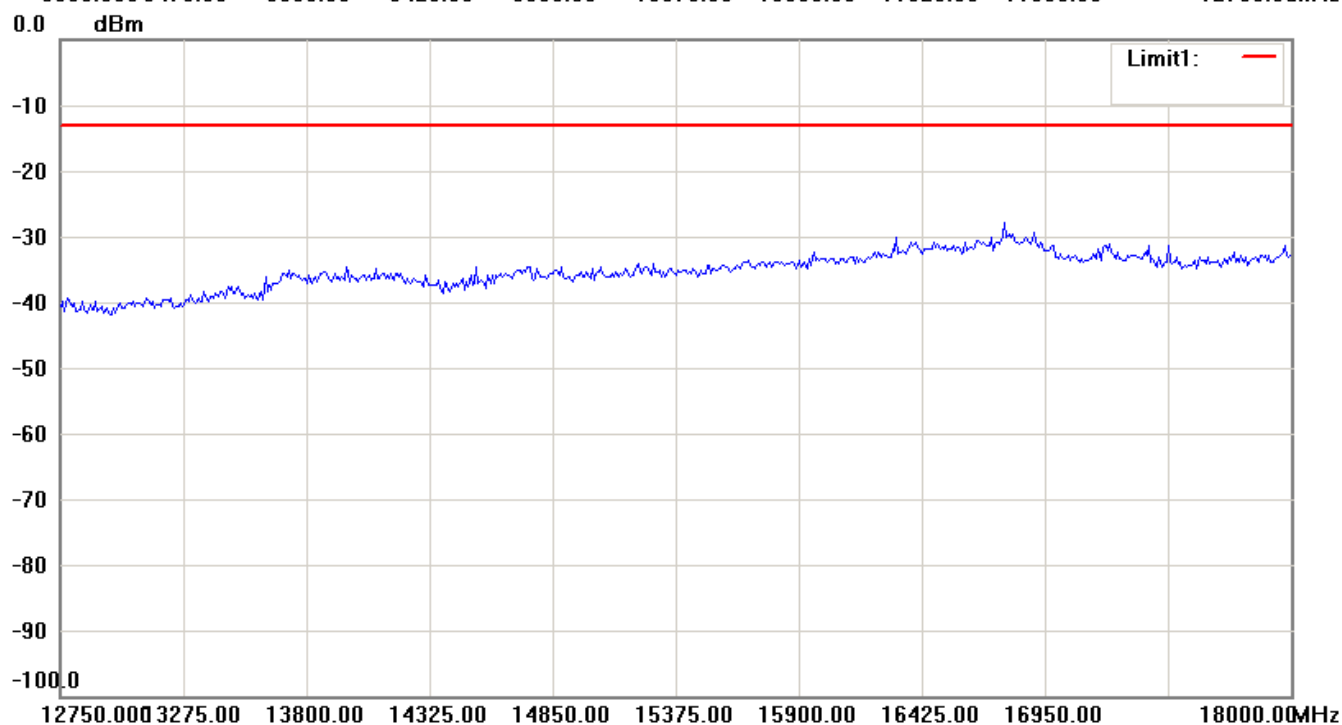
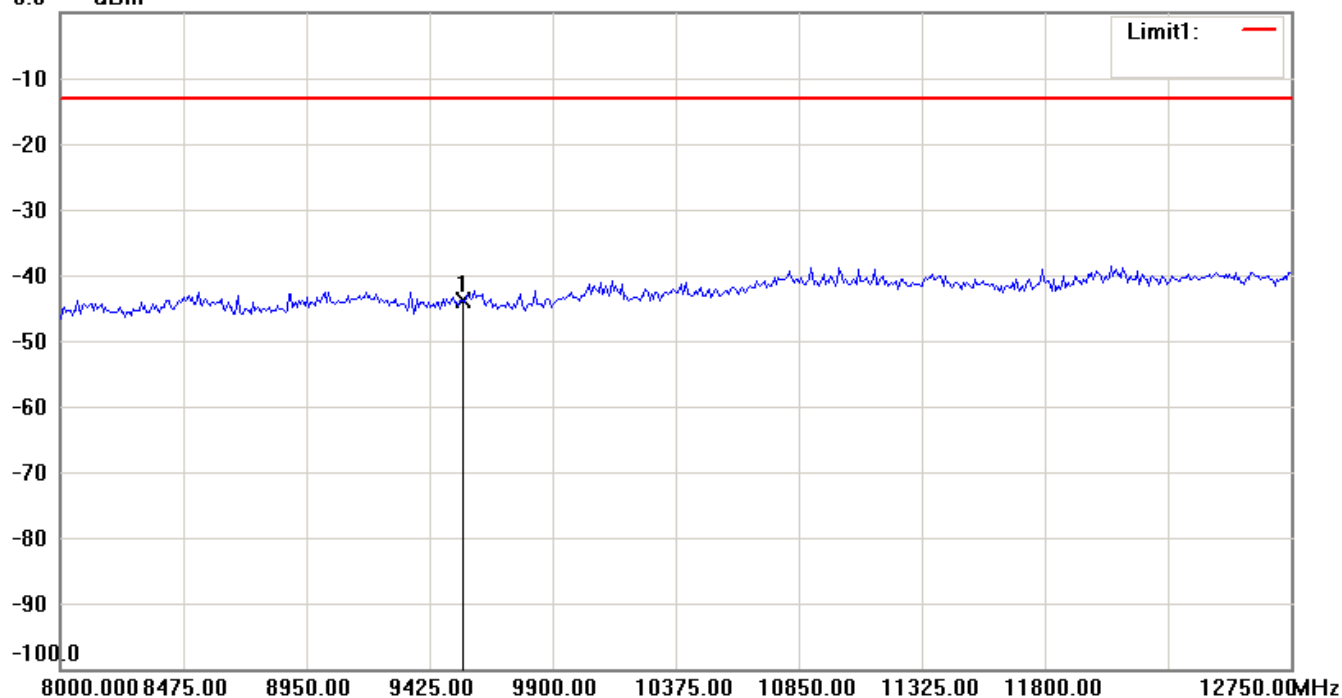


Worldwide Testing Services(Taiwan) Co., Ltd.

Report Number: W6M21103-11284-P-2224

FCC ID: UZI-PR30

0.0 dBm




Up Line: Peak Limit Line

Down Line: Ave Limit Line

Note:

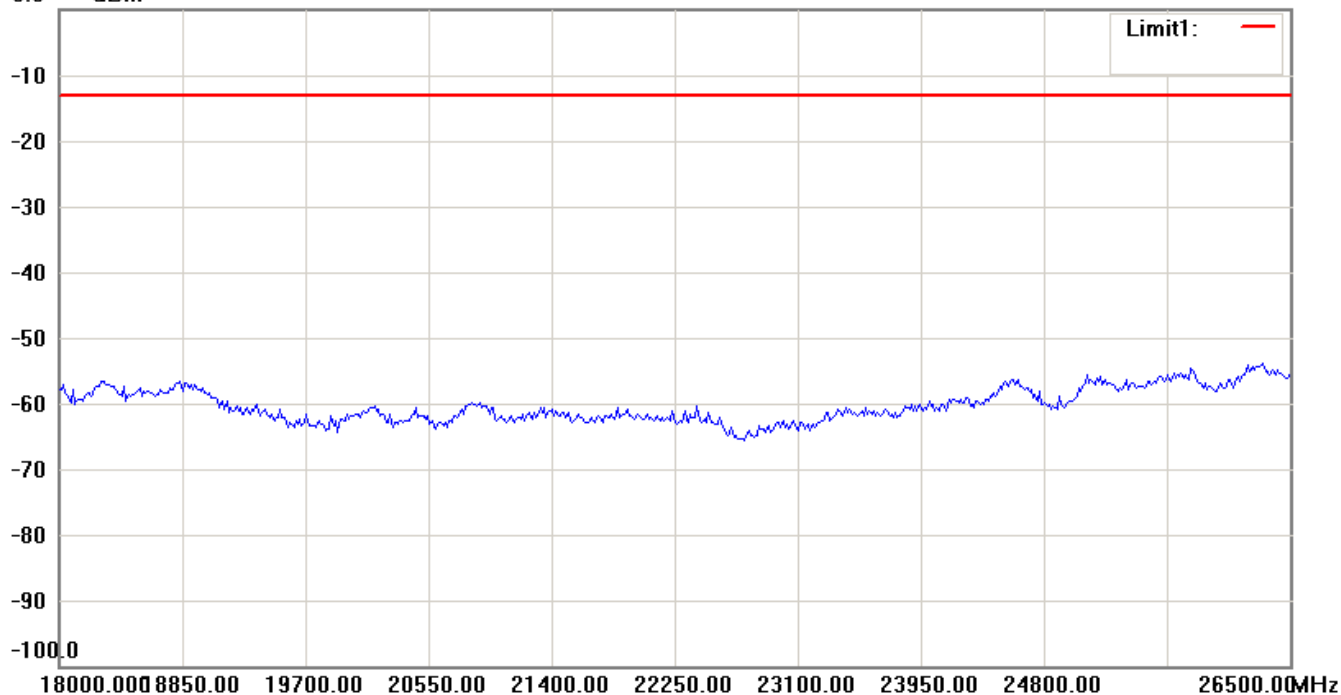
1. The attached measurement plots are preliminarily pre-scanned with peak detector for determining the final checking frequencies and are for reference only.
2. The some frequencies may exceed the limit line without the specified detectors, but that cannot present the results are failed to the specification of test standard.
3. For corrected test results are listed in the relevant table of radiated test data of this test report.



Report Number: W6M21103-11284-P-2224

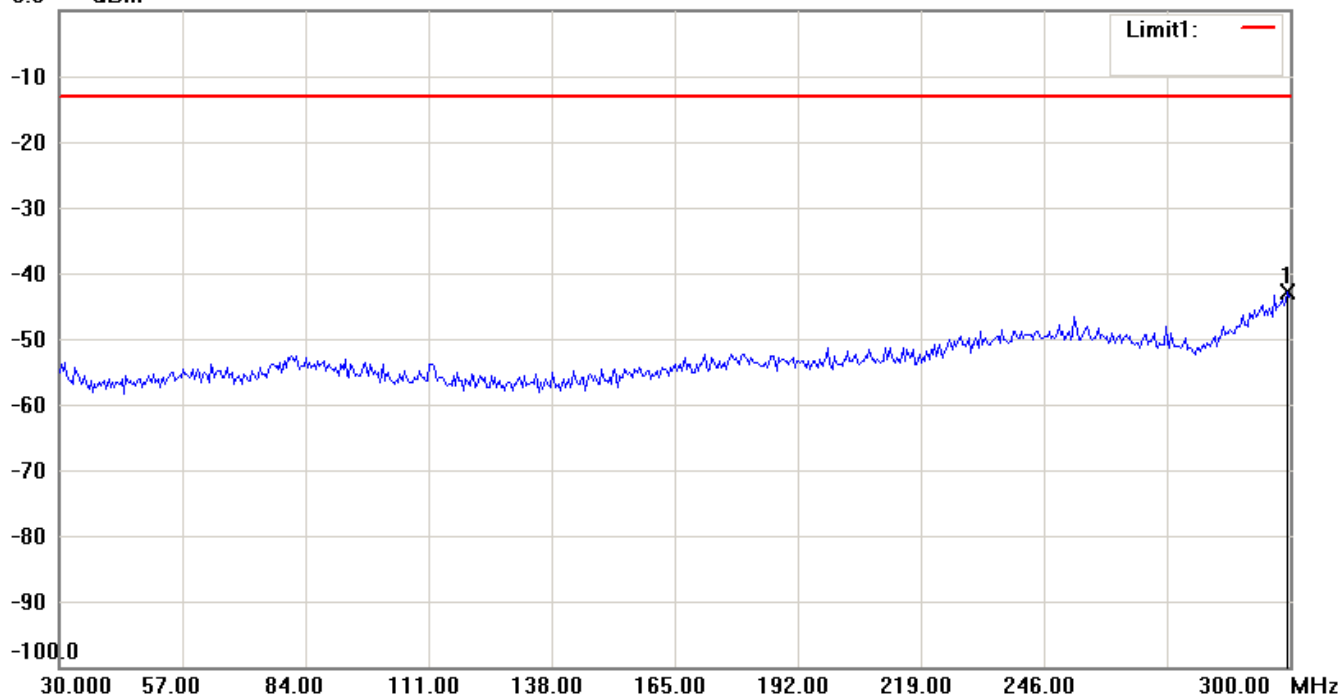
FCC ID: UZI-PR30

0.0 dBm



Antenna Polarization V

0.0 dBm




Up Line: Peak Limit Line

Down Line: Ave Limit Line

Note:

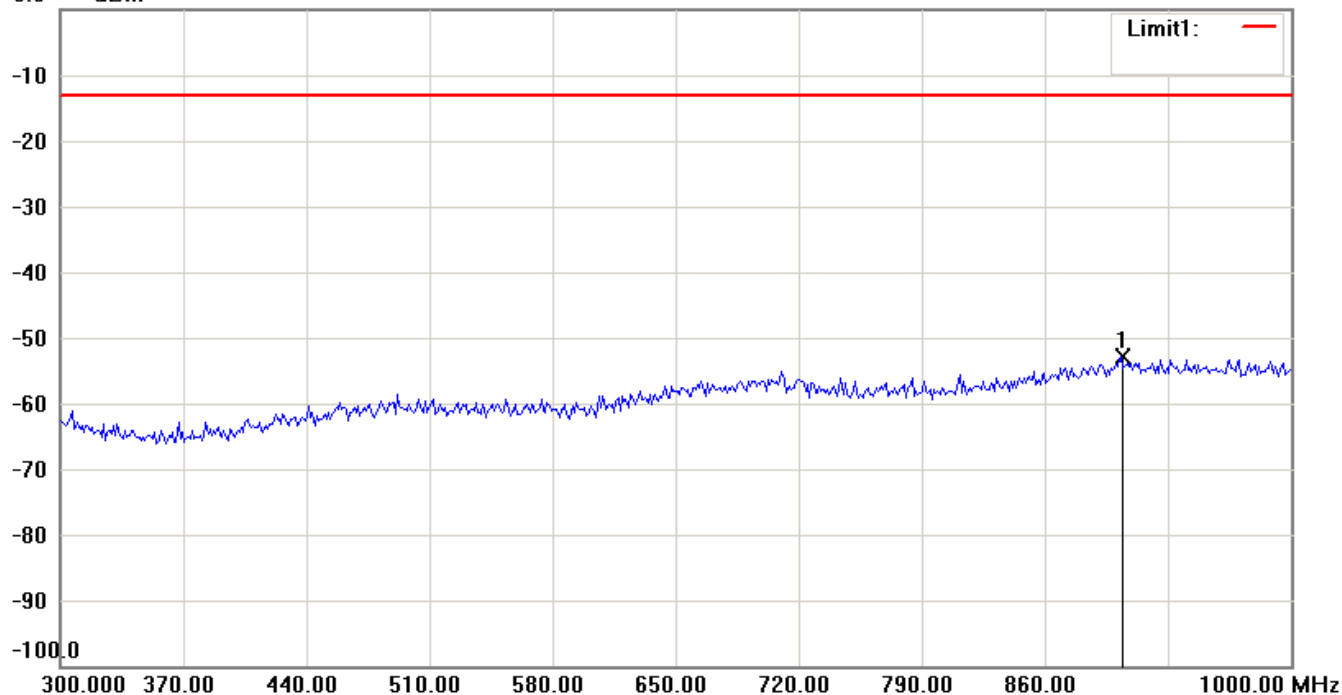
1. The attached measurement plots are preliminarily pre-scanned with peak detector for determining the final checking frequencies and are for reference only.
2. The some frequencies may exceed the limit line without the specified detectors, but that cannot present the results are failed to the specification of test standard.
3. For corrected test results are listed in the relevant table of radiated test data of this test report.



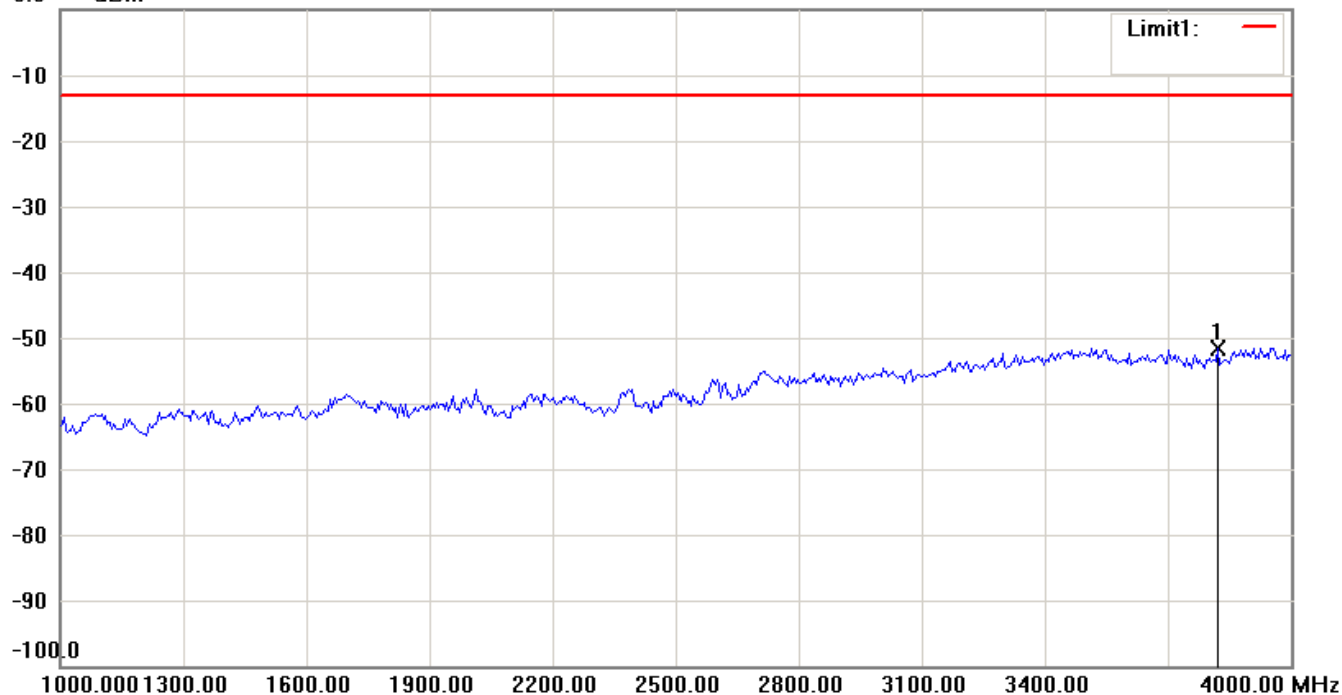
Report Number: W6M21103-11284-P-2224

FCC ID: UZI-PR30

0.0 dBm



0.0 dBm




Up Line: Peak Limit Line

Down Line: Ave Limit Line

Note:

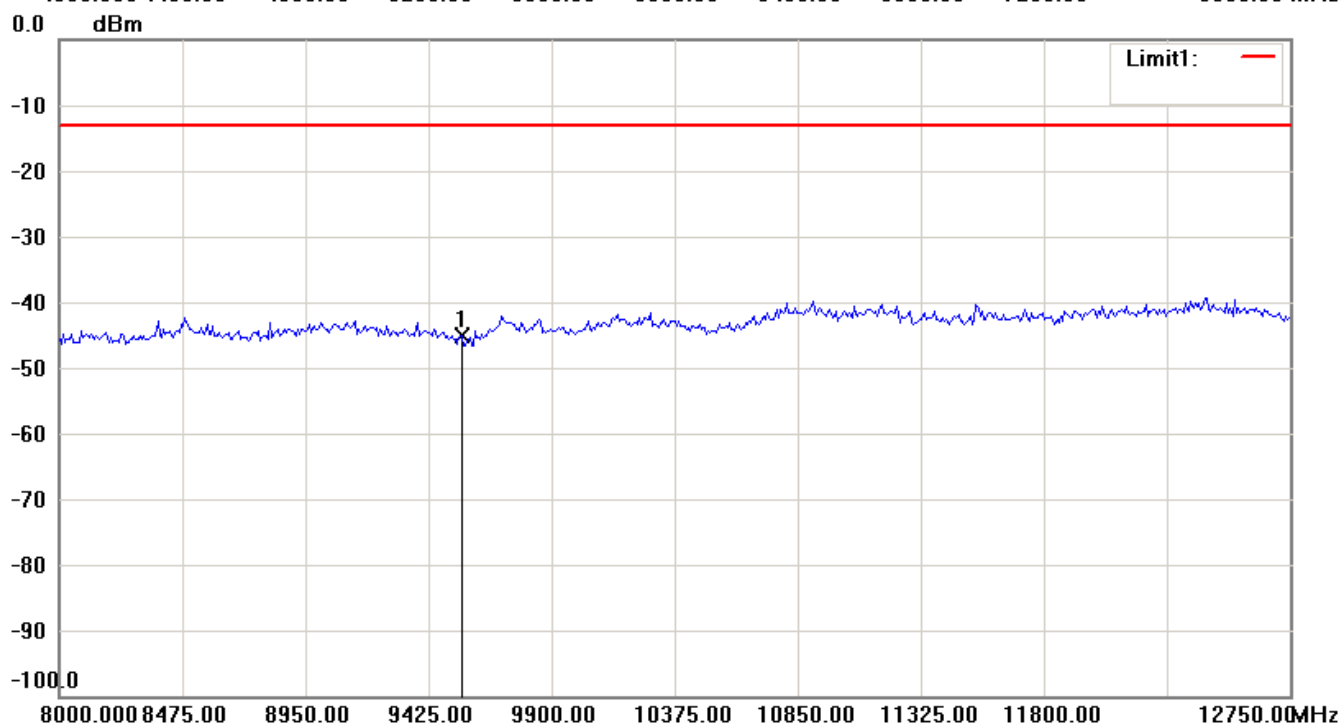
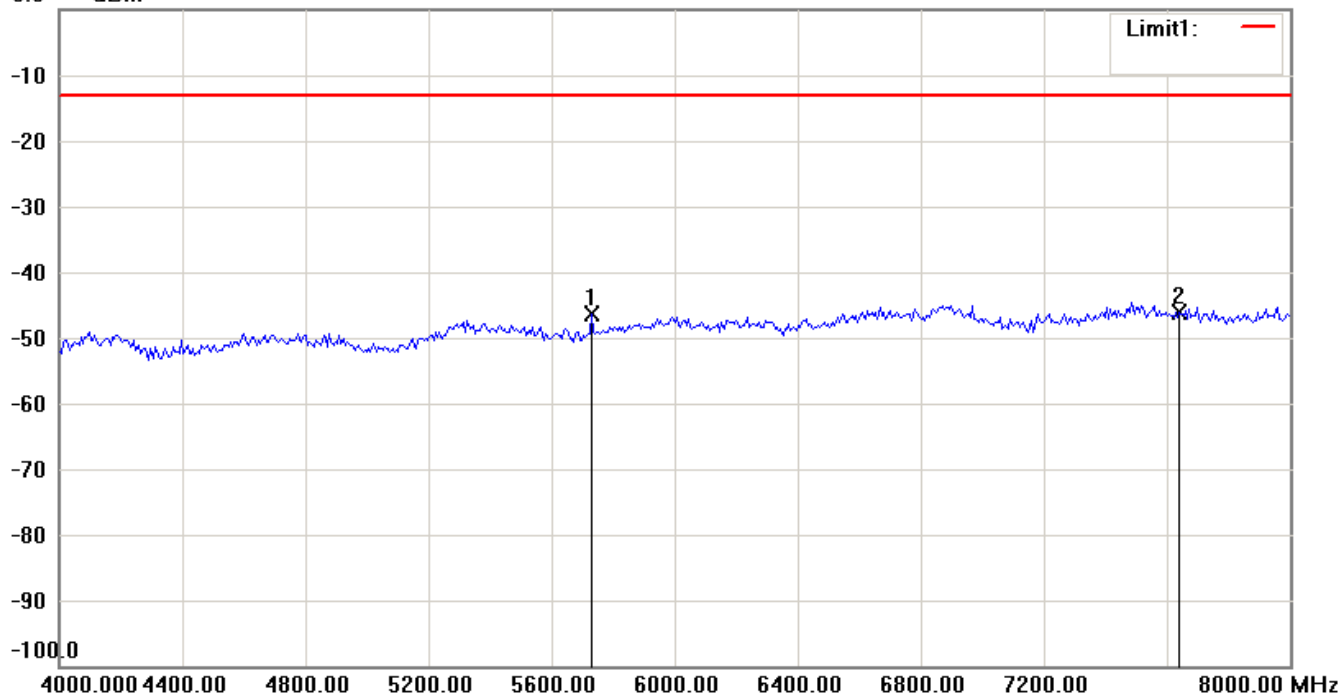
1. The attached measurement plots are preliminarily pre-scanned with peak detector for determining the final checking frequencies and are for reference only.
2. The some frequencies may exceed the limit line without the specified detectors, but that cannot present the results are failed to the specification of test standard.
3. For corrected test results are listed in the relevant table of radiated test data of this test report.



Report Number: W6M21103-11284-P-2224

FCC ID: UZI-PR30

0.0 dBm




Up Line: Peak Limit Line

Down Line: Ave Limit Line

Note:

1. The attached measurement plots are preliminarily pre-scanned with peak detector for determining the final checking frequencies and are for reference only.
2. The some frequencies may exceed the limit line without the specified detectors, but that cannot present the results are failed to the specification of test standard.
3. For corrected test results are listed in the relevant table of radiated test data of this test report.

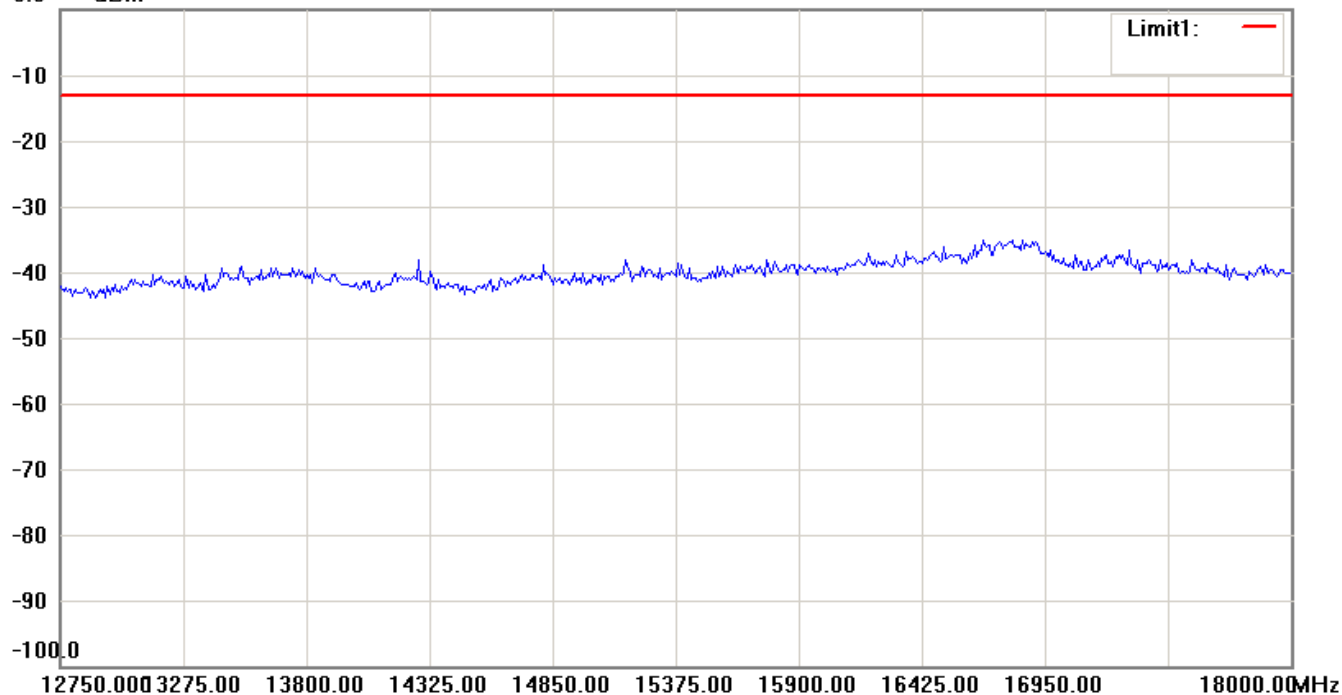


Worldwide Testing Services(Taiwan) Co., Ltd.

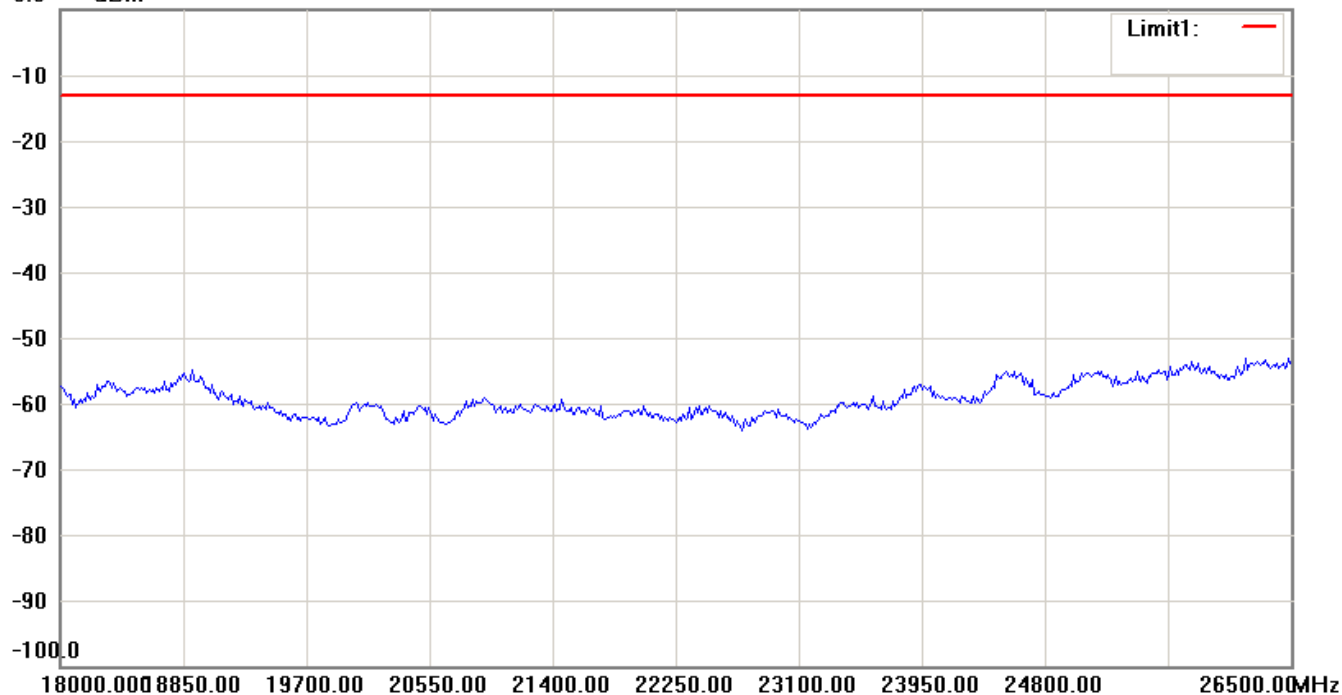
Report Number: W6M21103-11284-P-2224

FCC ID: UZI-PR30

0.0 dBm



0.0 dBm




Up Line: Peak Limit Line

Down Line: Ave Limit Line

Note:

1. The attached measurement plots are preliminarily pre-scanned with peak detector for determining the final checking frequencies and are for reference only.
2. The some frequencies may exceed the limit line without the specified detectors, but that cannot present the results are failed to the specification of test standard.
3. For corrected test results are listed in the relevant table of radiated test data of this test report.



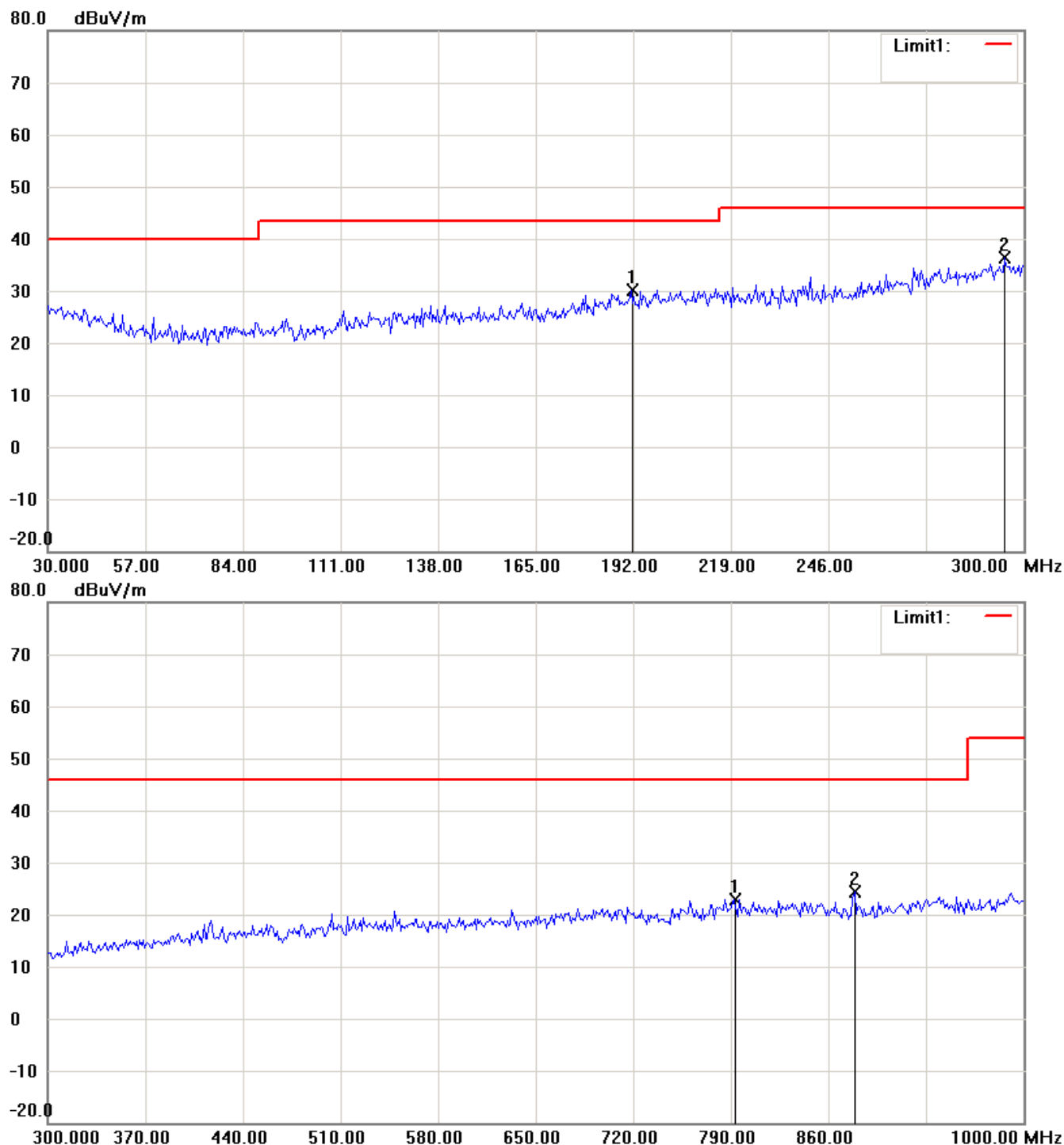
Worldwide Testing Services(Taiwan) Co., Ltd.

Report Number: W6M21103-11284-P-2224

FCC ID: UZI-PR30

1900 band_Idle Mode_4.2 V

Antenna Polarization H




Up Line: Peak Limit Line

Down Line: Ave Limit Line

Note:

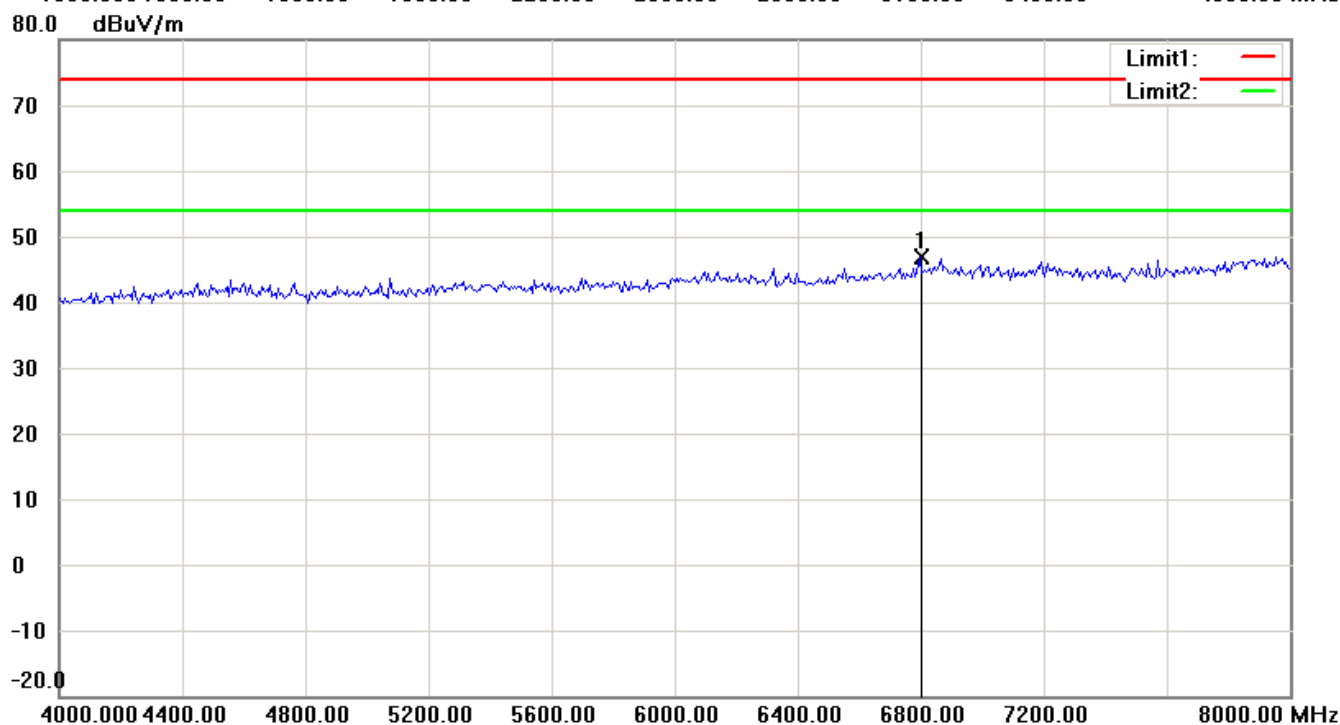
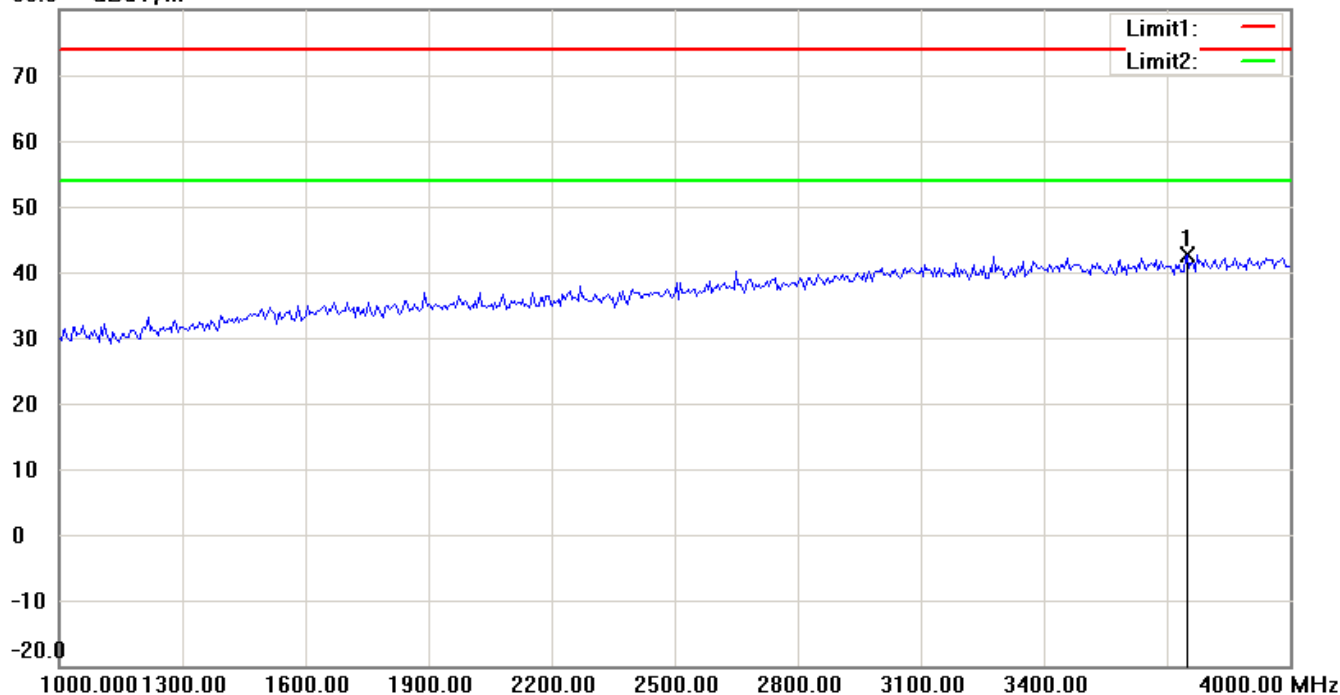
1. The attached measurement plots are preliminarily pre-scanned with peak detector for determining the final checking frequencies and are for reference only.
2. The some frequencies may exceed the limit line without the specified detectors, but that cannot present the results are failed to the specification of test standard.
3. For corrected test results are listed in the relevant table of radiated test data of this test report.



Report Number: W6M21103-11284-P-2224

FCC ID: UZI-PR30

80.0 dBuV/m



Up Line: Peak Limit Line

Down Line: Ave Limit Line

Note:

1. The attached measurement plots are preliminarily pre-scanned with peak detector for determining the final checking frequencies and are for reference only.
2. The some frequencies may exceed the limit line without the specified detectors, but that cannot present the results are failed to the specification of test standard.
3. For corrected test results are listed in the relevant table of radiated test data of this test report.

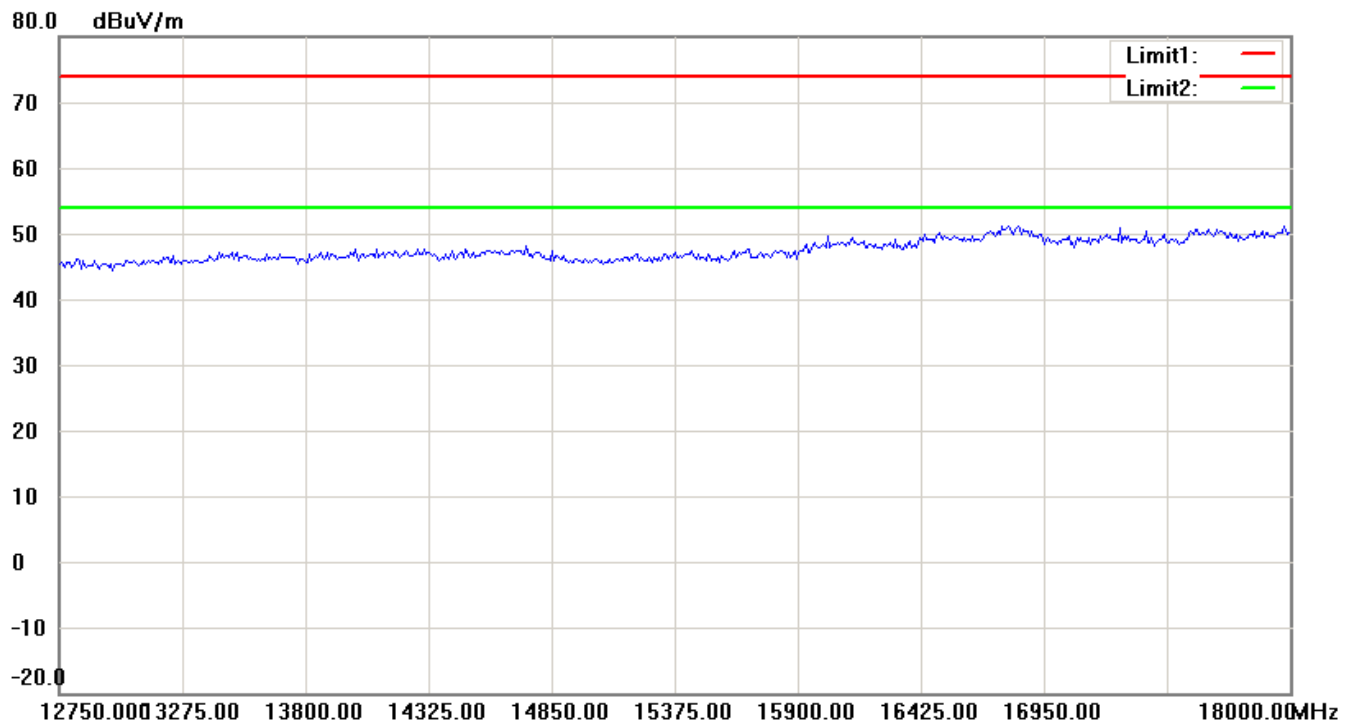
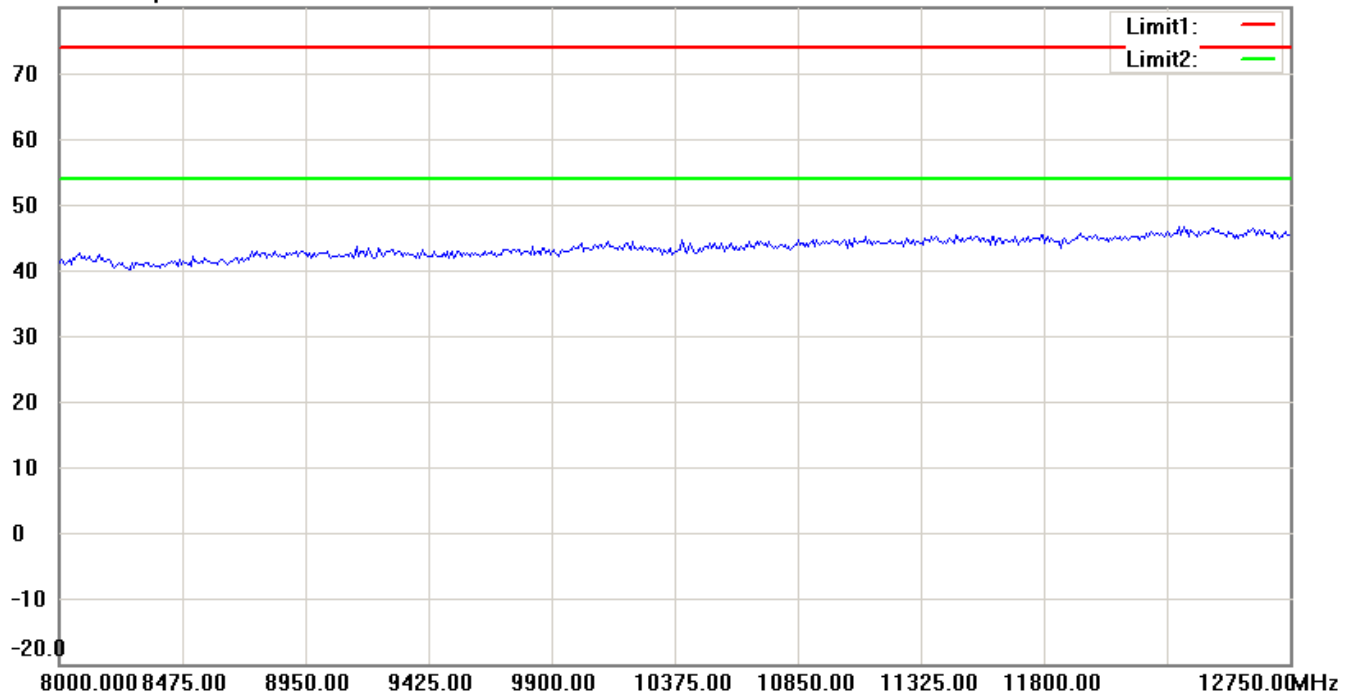


Worldwide Testing Services(Taiwan) Co., Ltd.

Report Number: W6M21103-11284-P-2224

FCC ID: UZI-PR30

80.0 dBuV/m




Up Line: Peak Limit Line

Down Line: Ave Limit Line

Note:

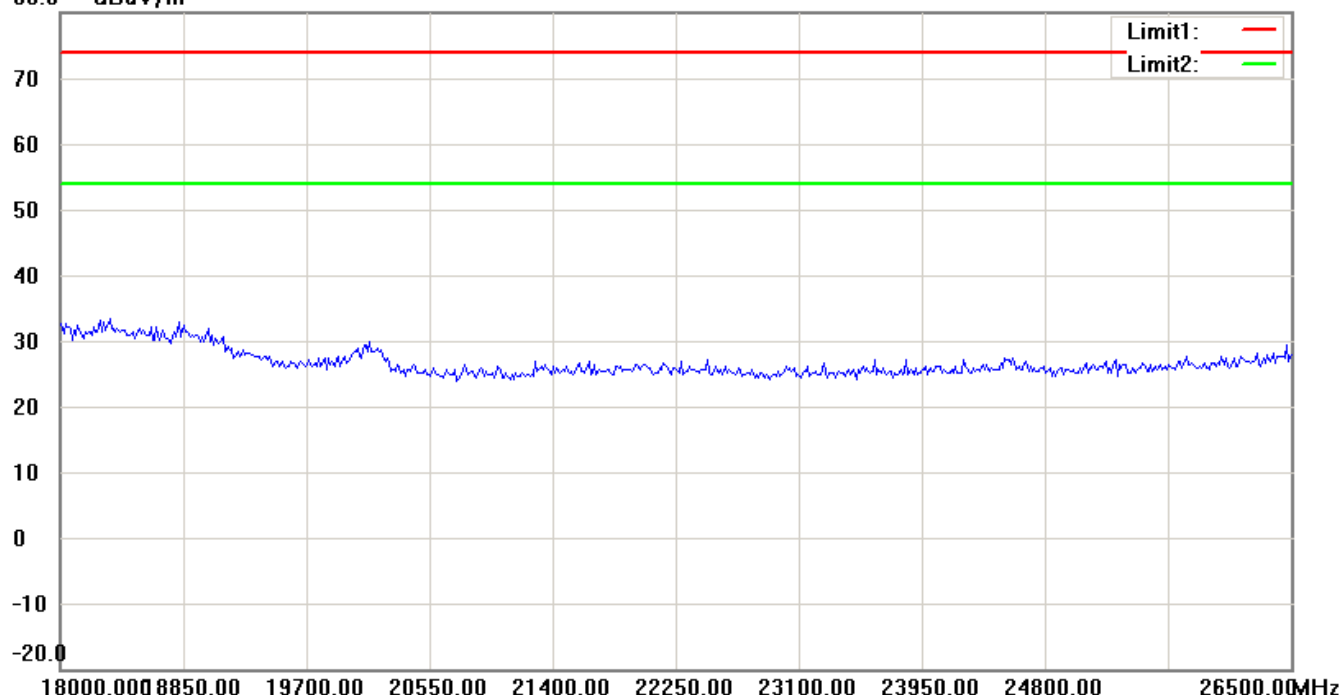
1. The attached measurement plots are preliminarily pre-scanned with peak detector for determining the final checking frequencies and are for reference only.
2. The some frequencies may exceed the limit line without the specified detectors, but that cannot present the results are failed to the specification of test standard.
3. For corrected test results are listed in the relevant table of radiated test data of this test report.



Report Number: W6M21103-11284-P-2224

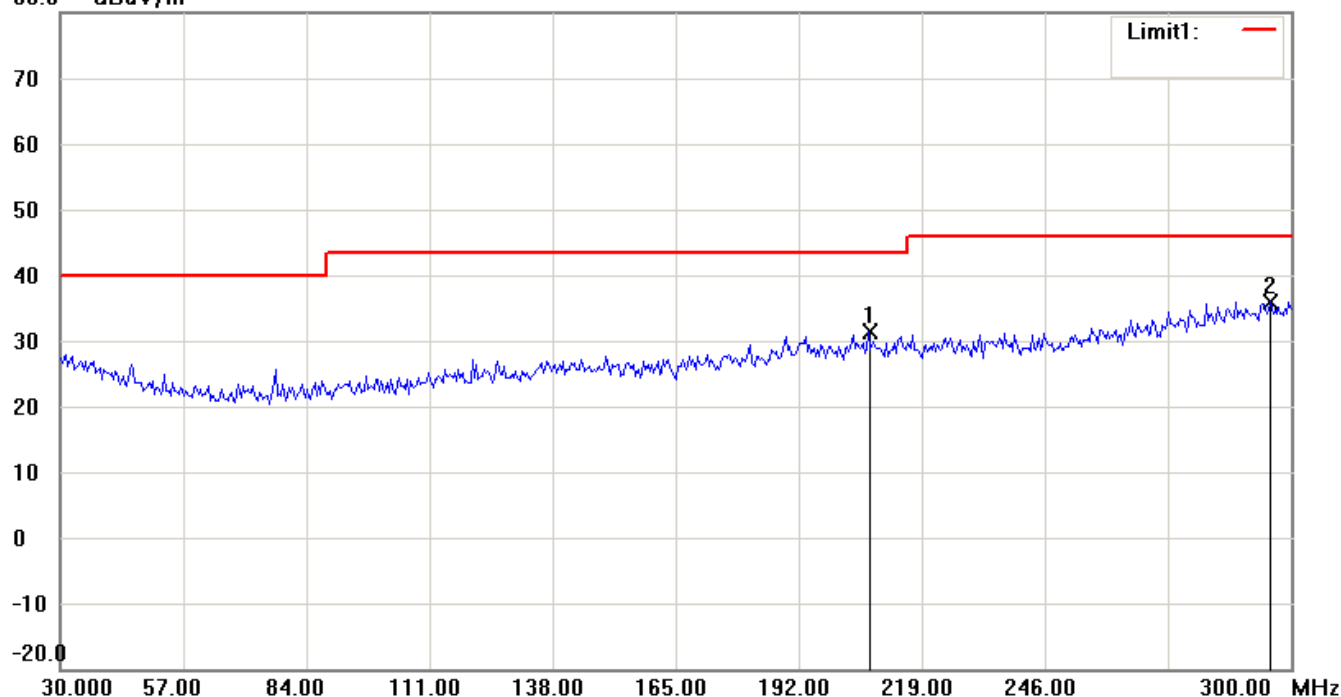
FCC ID: UZI-PR30

80.0 dBuV/m



Antenna Polarization V

80.0 dBuV/m




Up Line: Peak Limit Line

Down Line: Ave Limit Line

Note:

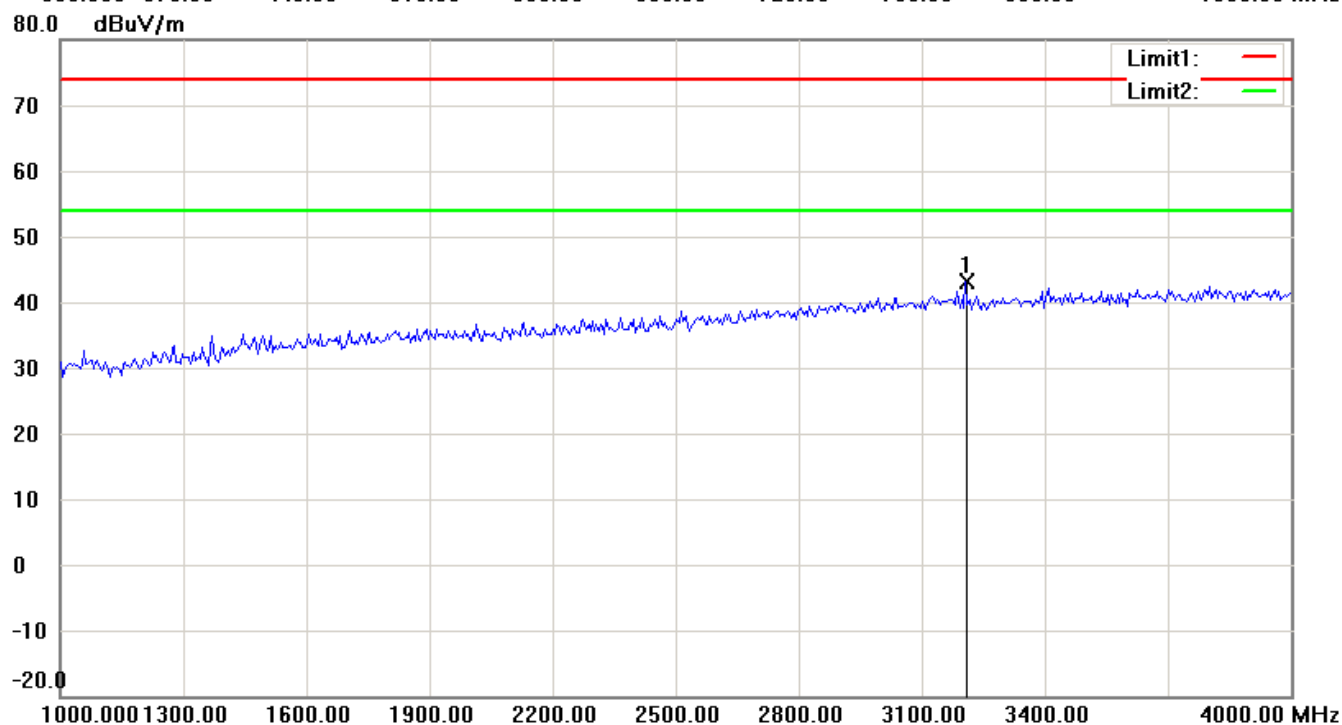
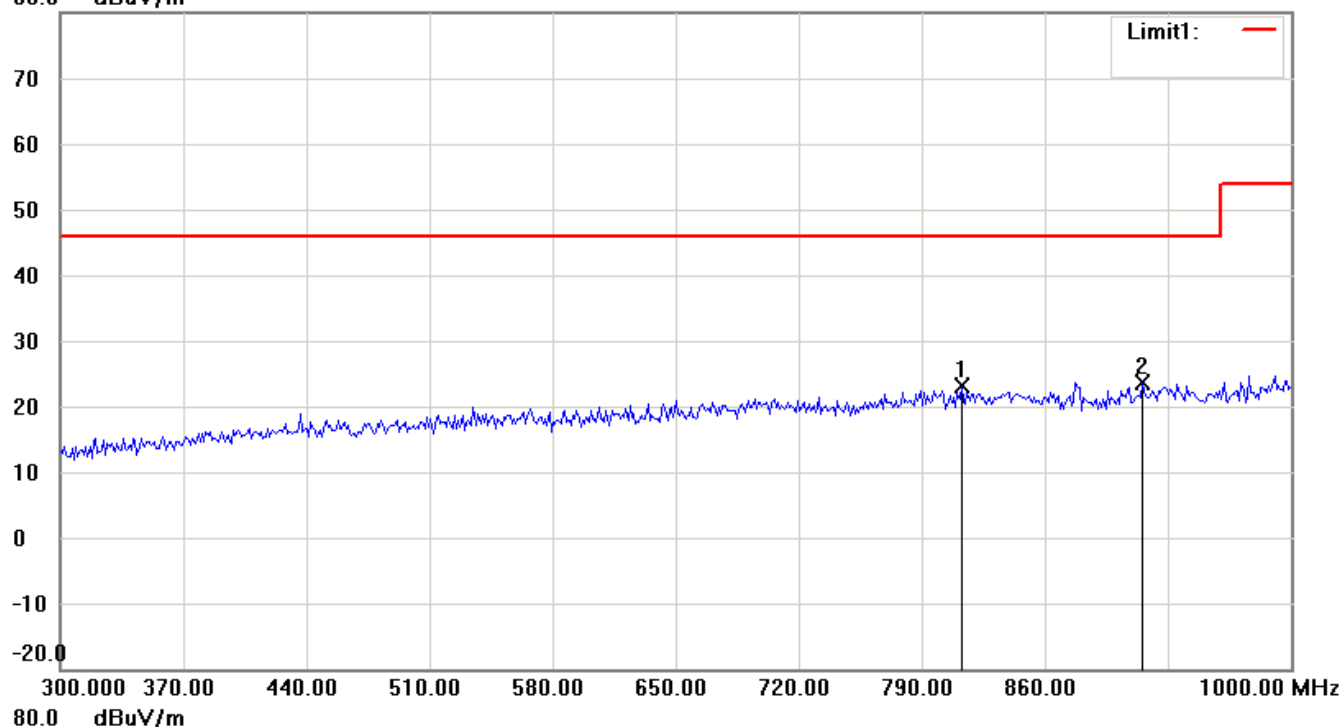
1. The attached measurement plots are preliminarily pre-scanned with peak detector for determining the final checking frequencies and are for reference only.
2. The some frequencies may exceed the limit line without the specified detectors, but that cannot present the results are failed to the specification of test standard.
3. For corrected test results are listed in the relevant table of radiated test data of this test report.



Report Number: W6M21103-11284-P-2224

FCC ID: UZI-PR30

80.0 dBuV/m




Up Line: Peak Limit Line

Down Line: Ave Limit Line

Note:

1. The attached measurement plots are preliminarily pre-scanned with peak detector for determining the final checking frequencies and are for reference only.
2. The some frequencies may exceed the limit line without the specified detectors, but that cannot present the results are failed to the specification of test standard.
3. For corrected test results are listed in the relevant table of radiated test data of this test report.

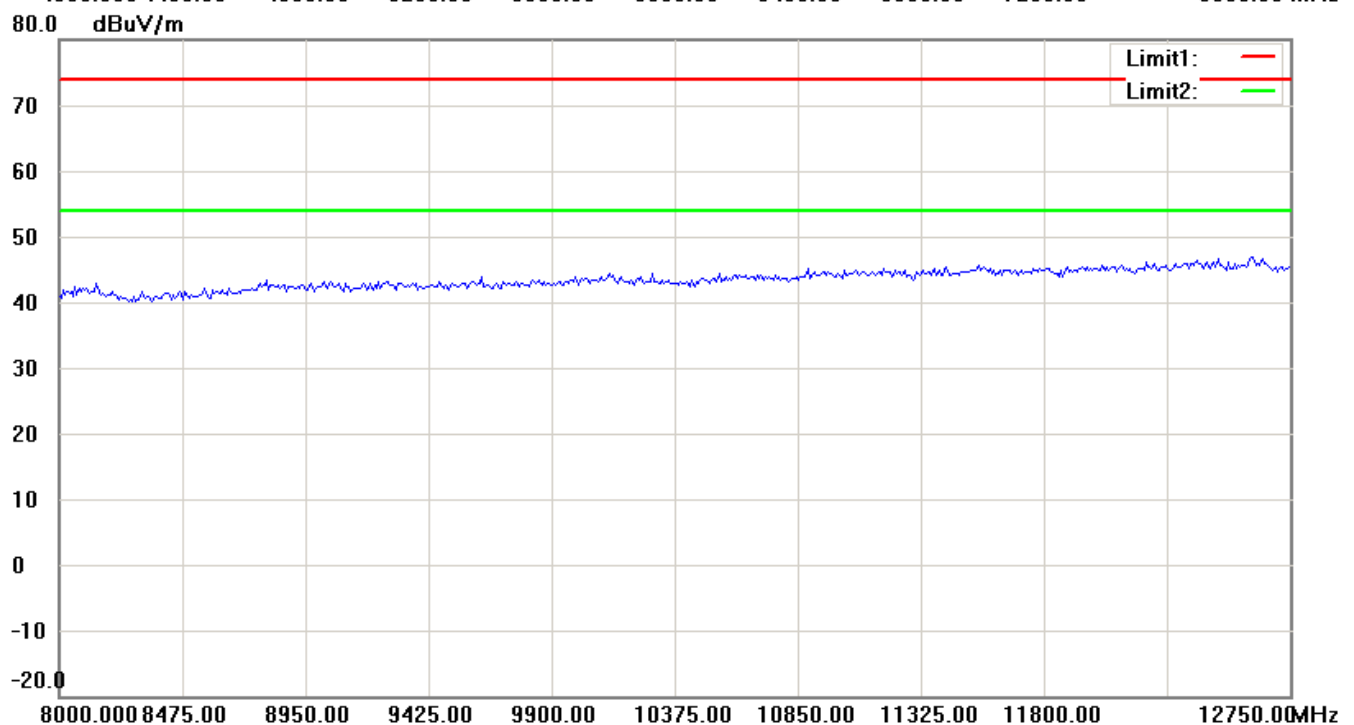
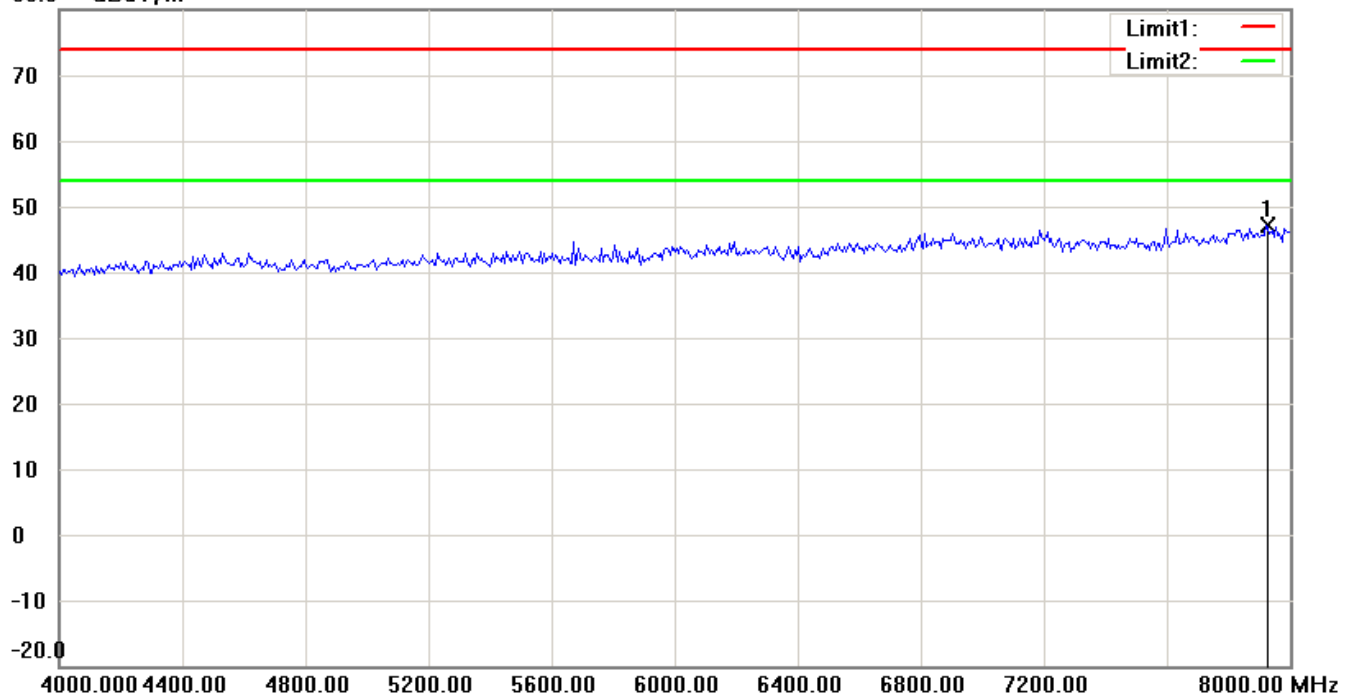


Worldwide Testing Services(Taiwan) Co., Ltd.

Report Number: W6M21103-11284-P-2224

FCC ID: UZI-PR30

80.0 dBuV/m



Up Line: Peak Limit Line

Down Line: Ave Limit Line

Note:

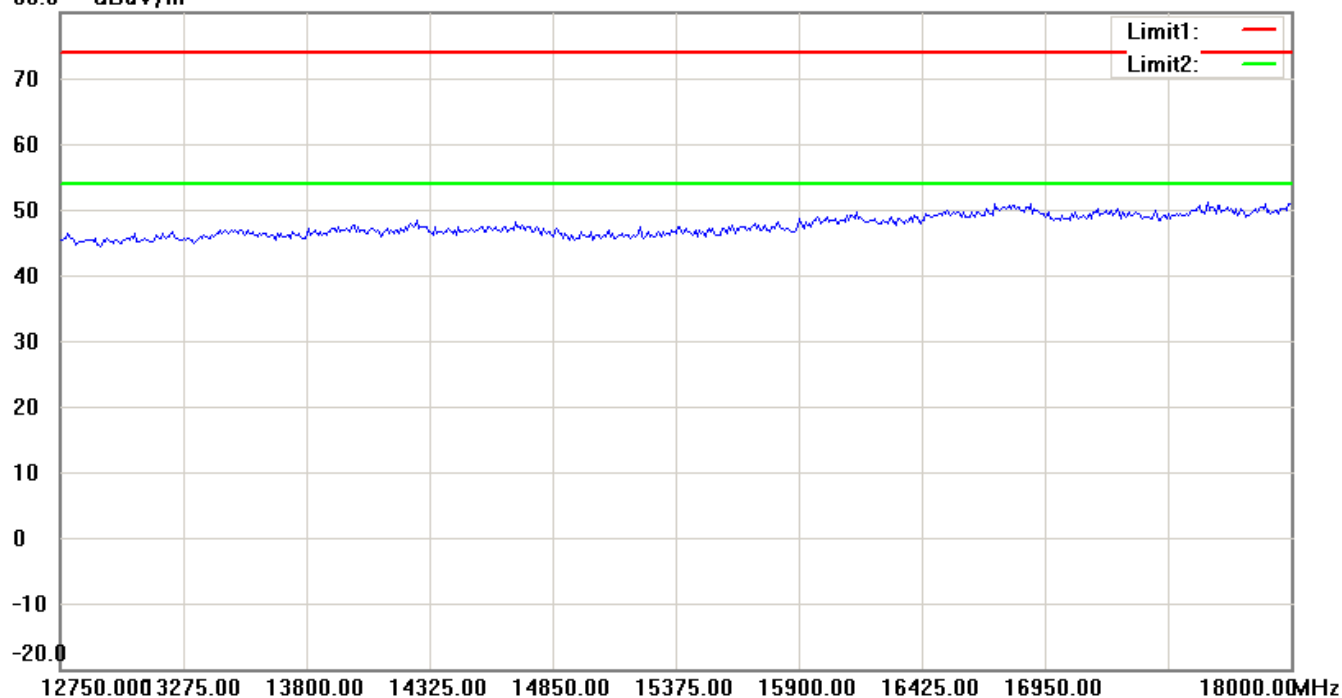
1. The attached measurement plots are preliminarily pre-scanned with peak detector for determining the final checking frequencies and are for reference only.
2. The some frequencies may exceed the limit line without the specified detectors, but that cannot present the results are failed to the specification of test standard.
3. For corrected test results are listed in the relevant table of radiated test data of this test report.



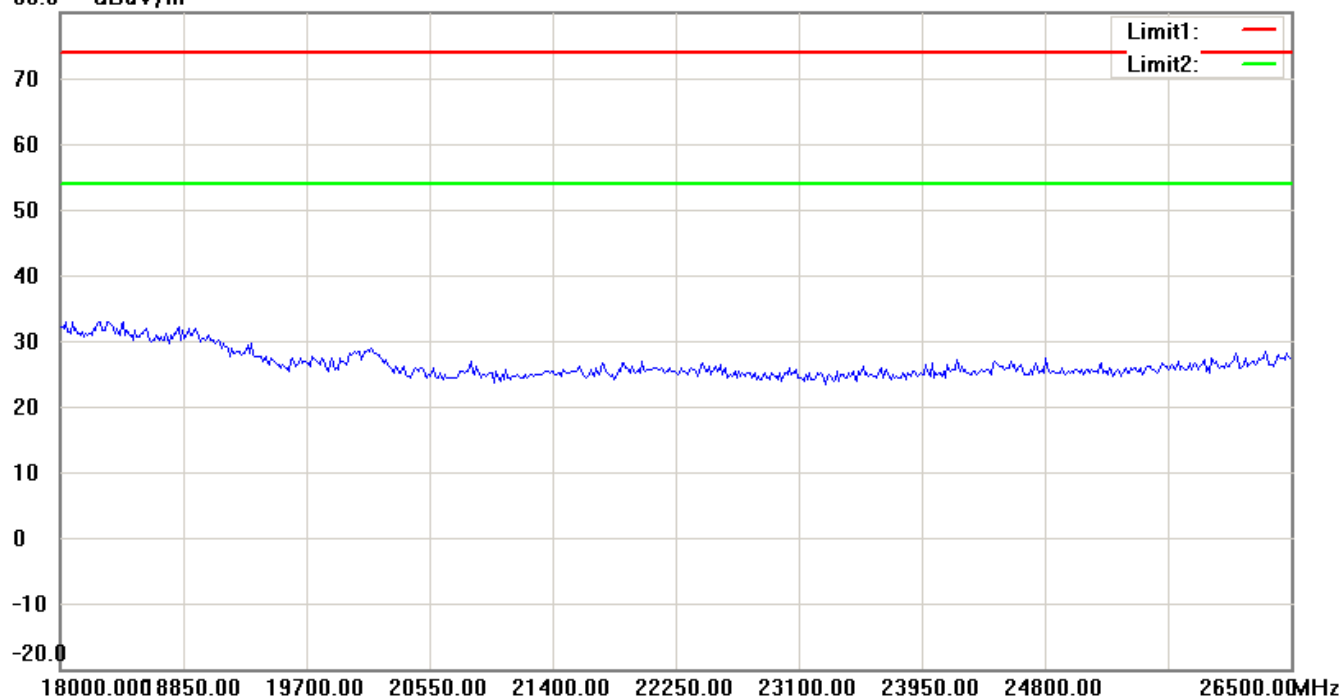
Report Number: W6M21103-11284-P-2224

FCC ID: UZI-PR30

80.0 dBuV/m



80.0 dBuV/m




Up Line: Peak Limit Line

Down Line: Ave Limit Line

Note:

1. The attached measurement plots are preliminarily pre-scanned with peak detector for determining the final checking frequencies and are for reference only.
2. The some frequencies may exceed the limit line without the specified detectors, but that cannot present the results are failed to the specification of test standard.
3. For corrected test results are listed in the relevant table of radiated test data of this test report.



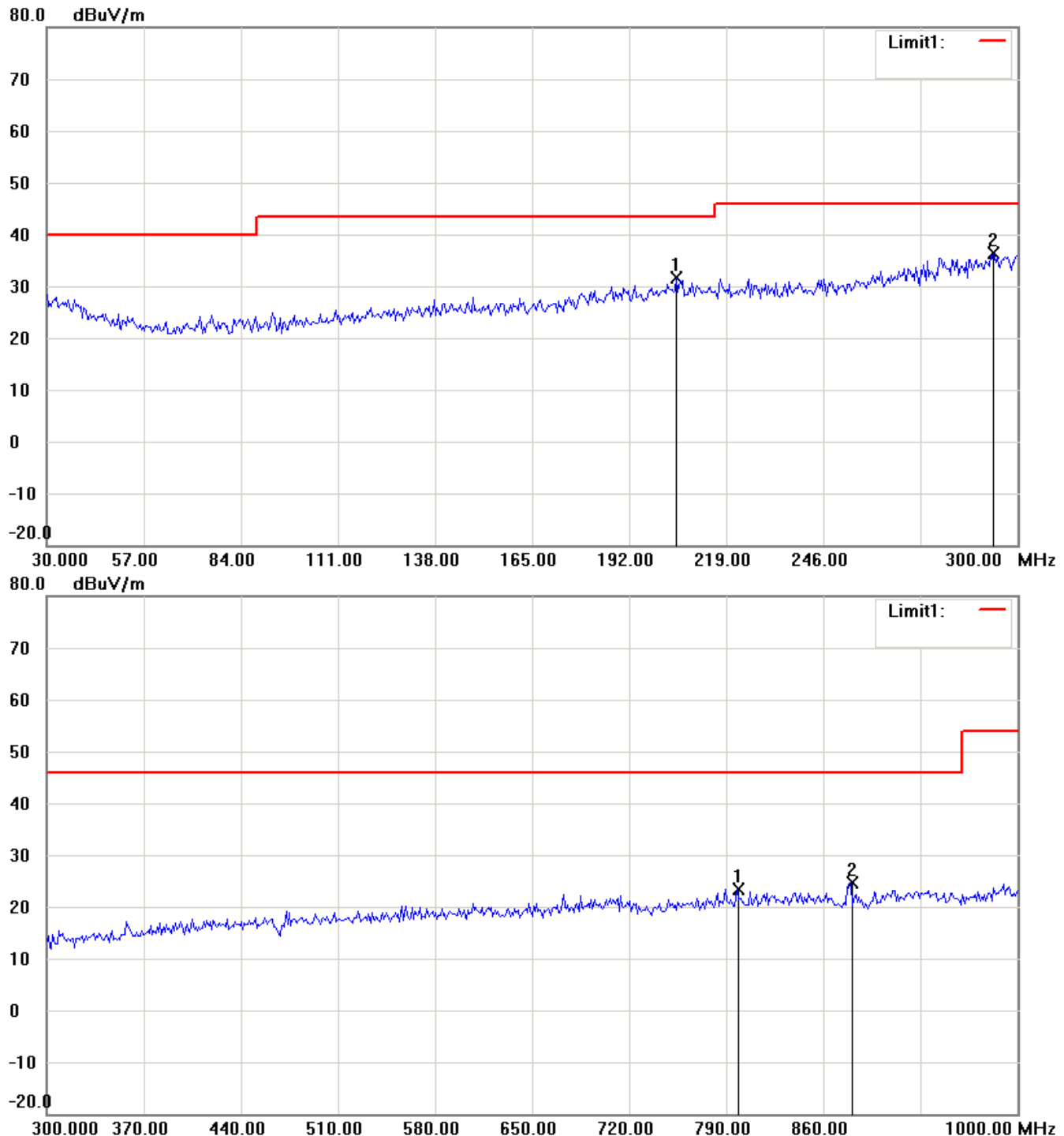
Worldwide Testing Services(Taiwan) Co., Ltd.

Report Number: W6M21103-11284-P-2224

FCC ID: UZI-PR30

1900 band_Idle Mode_3.5 V

Antenna Polarization H



Up Line: Peak Limit Line

Down Line: Ave Limit Line

Note:

1. The attached measurement plots are preliminarily pre-scanned with peak detector for determining the final checking frequencies and are for reference only.
2. The some frequencies may exceed the limit line without the specified detectors, but that cannot present the results are failed to the specification of test standard.
3. For corrected test results are listed in the relevant table of radiated test data of this test report.

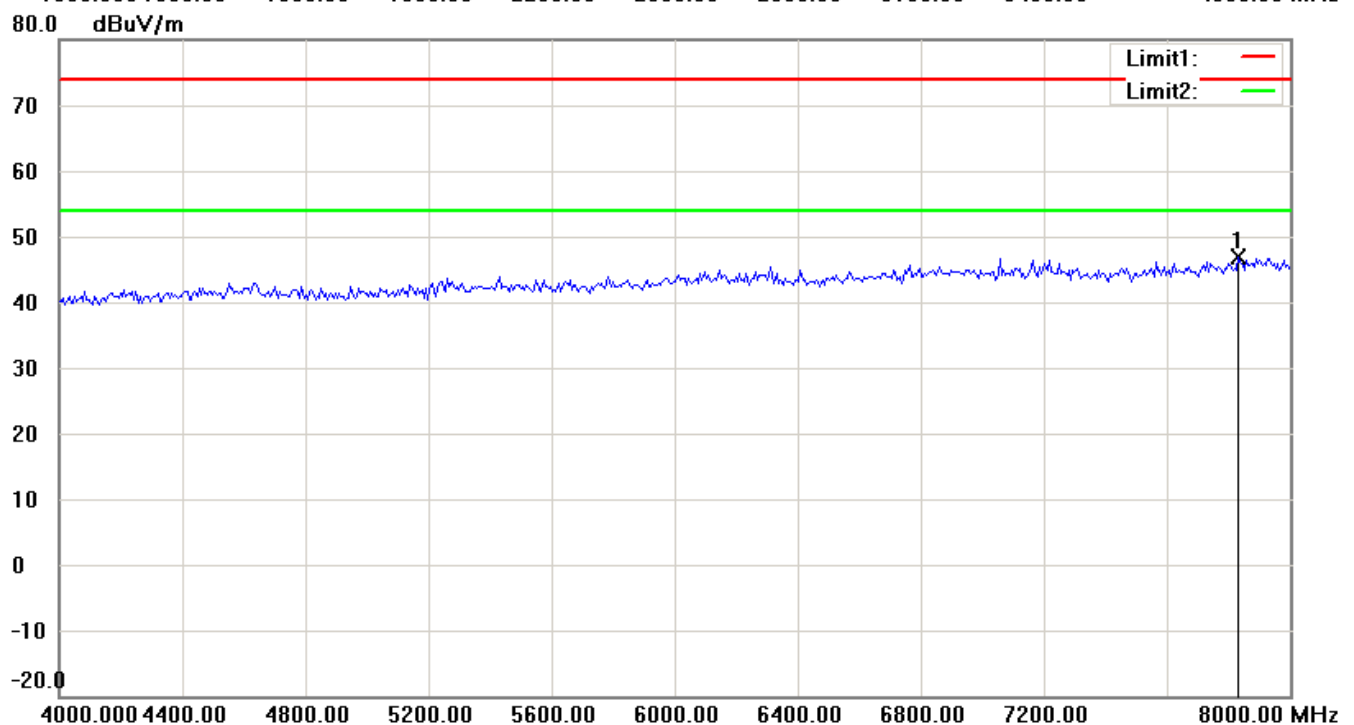
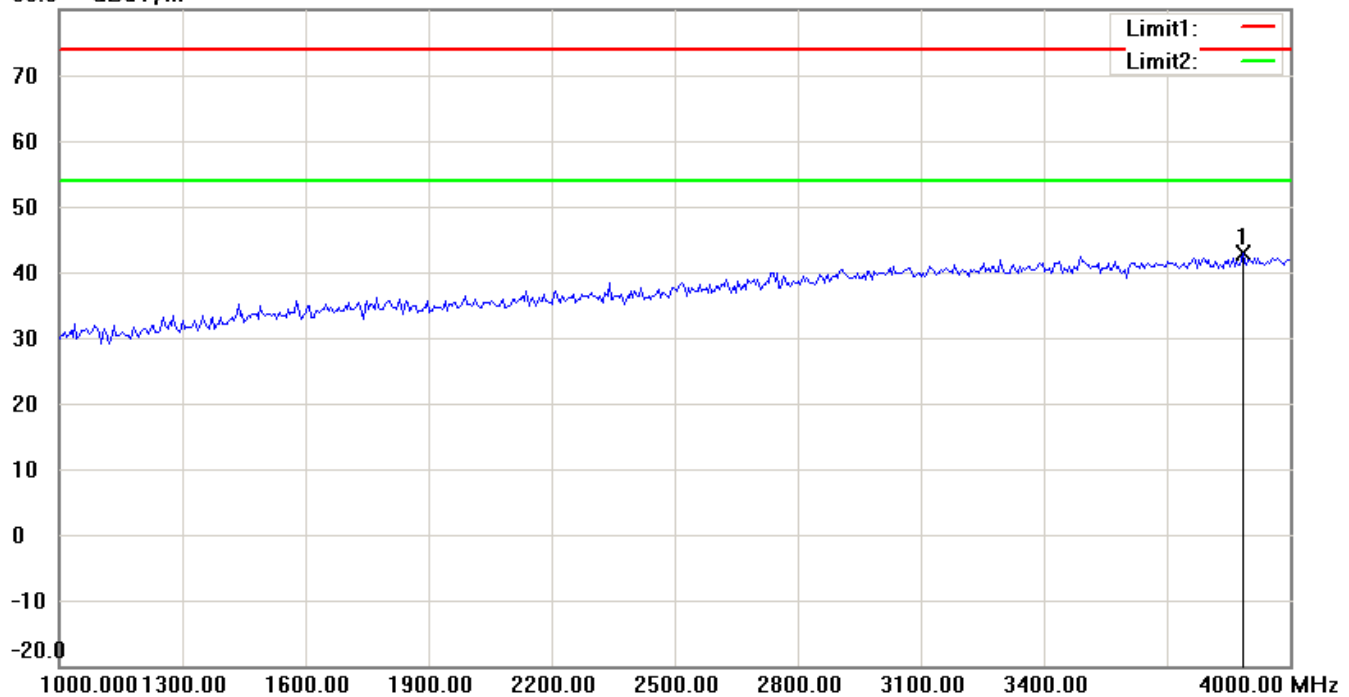


Worldwide Testing Services(Taiwan) Co., Ltd.

Report Number: W6M21103-11284-P-2224

FCC ID: UZI-PR30

80.0 dBuV/m




Up Line: Peak Limit Line

Down Line: Ave Limit Line

Note:

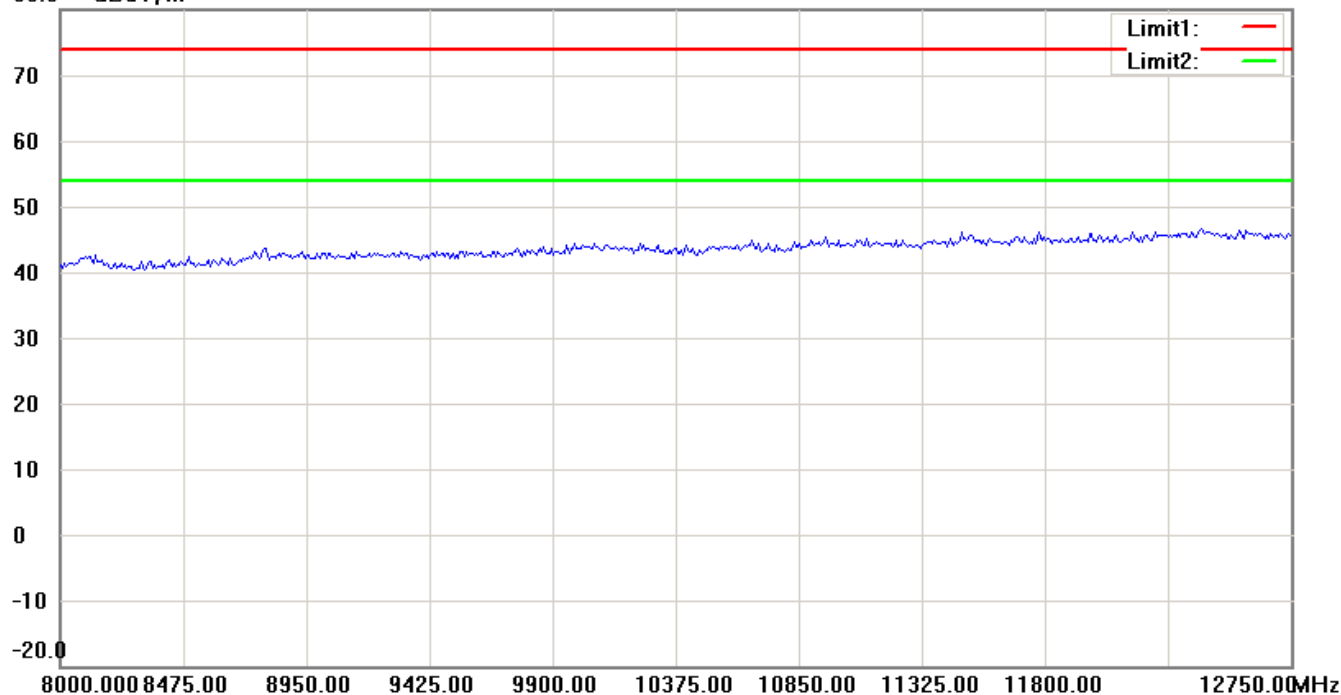
1. The attached measurement plots are preliminarily pre-scanned with peak detector for determining the final checking frequencies and are for reference only.
2. The some frequencies may exceed the limit line without the specified detectors, but that cannot present the results are failed to the specification of test standard.
3. For corrected test results are listed in the relevant table of radiated test data of this test report.



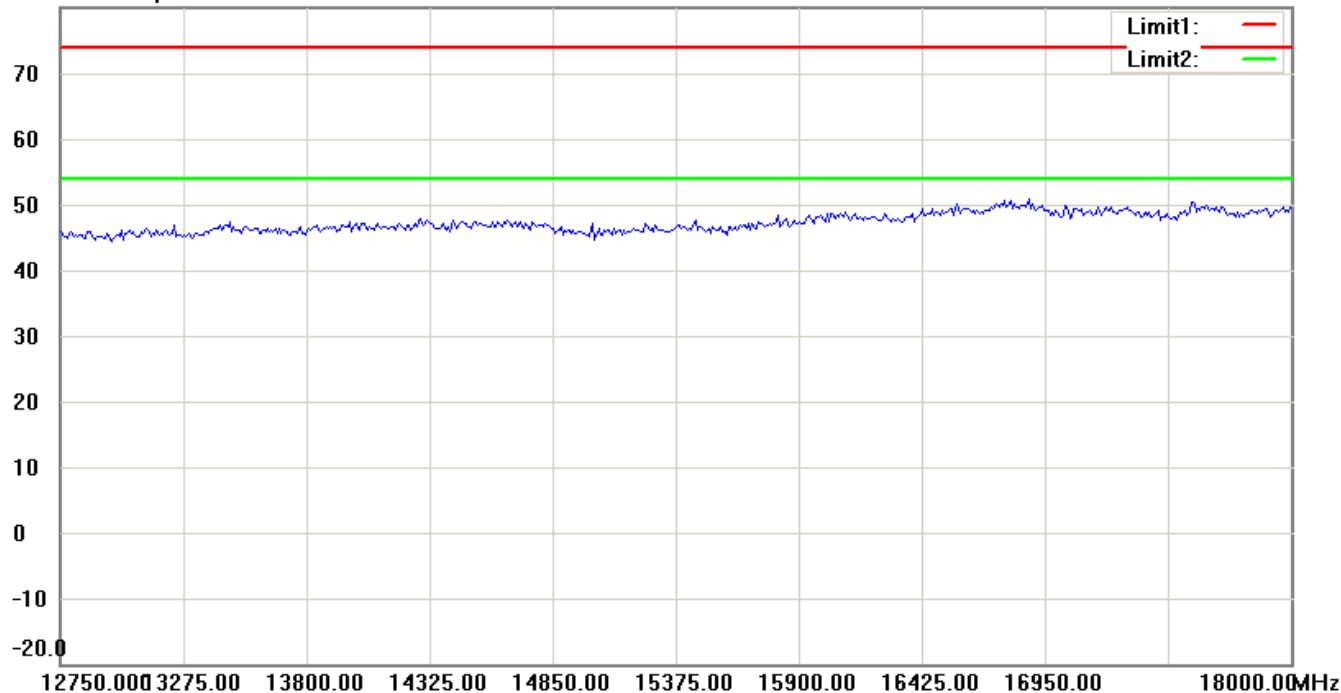
Report Number: W6M21103-11284-P-2224

FCC ID: UZI-PR30

80.0 dBuV/m



80.0 dBuV/m



Up Line: Peak Limit Line

Down Line: Ave Limit Line

Note:

1. The attached measurement plots are preliminarily pre-scanned with peak detector for determining the final checking frequencies and are for reference only.
2. The some frequencies may exceed the limit line without the specified detectors, but that cannot present the results are failed to the specification of test standard.
3. For corrected test results are listed in the relevant table of radiated test data of this test report.

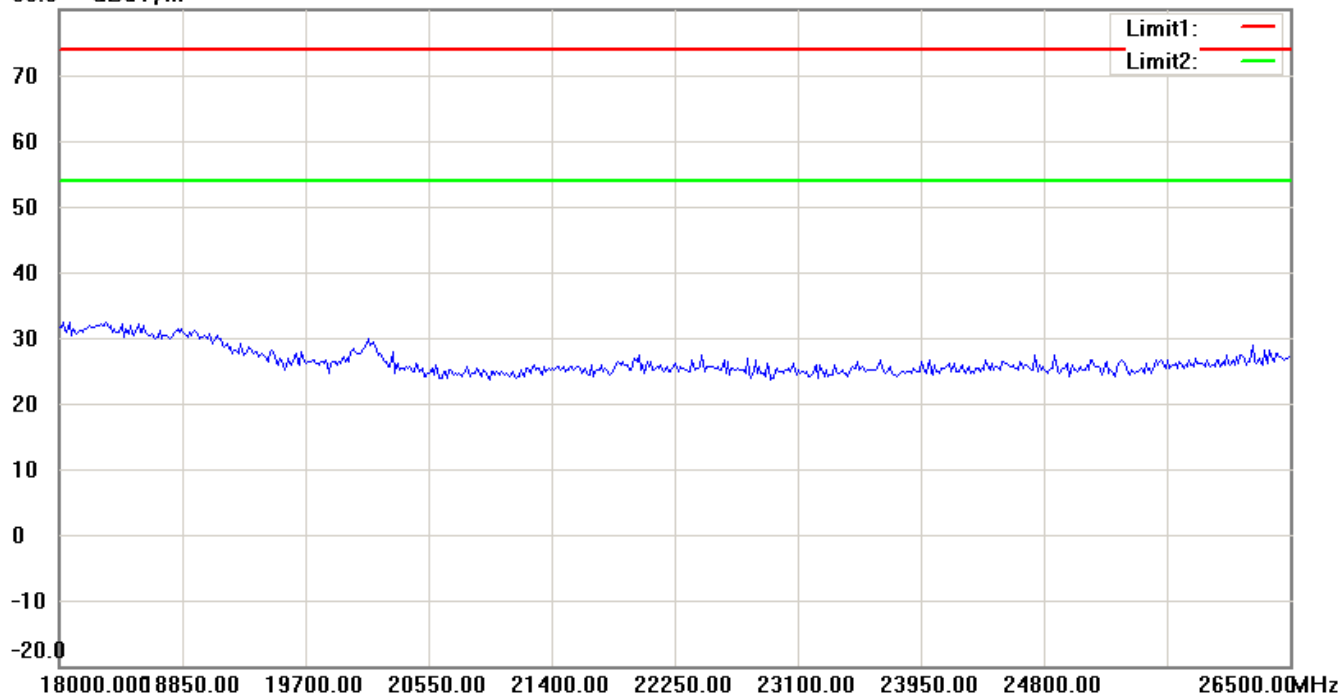


Worldwide Testing Services(Taiwan) Co., Ltd.

Report Number: W6M21103-11284-P-2224

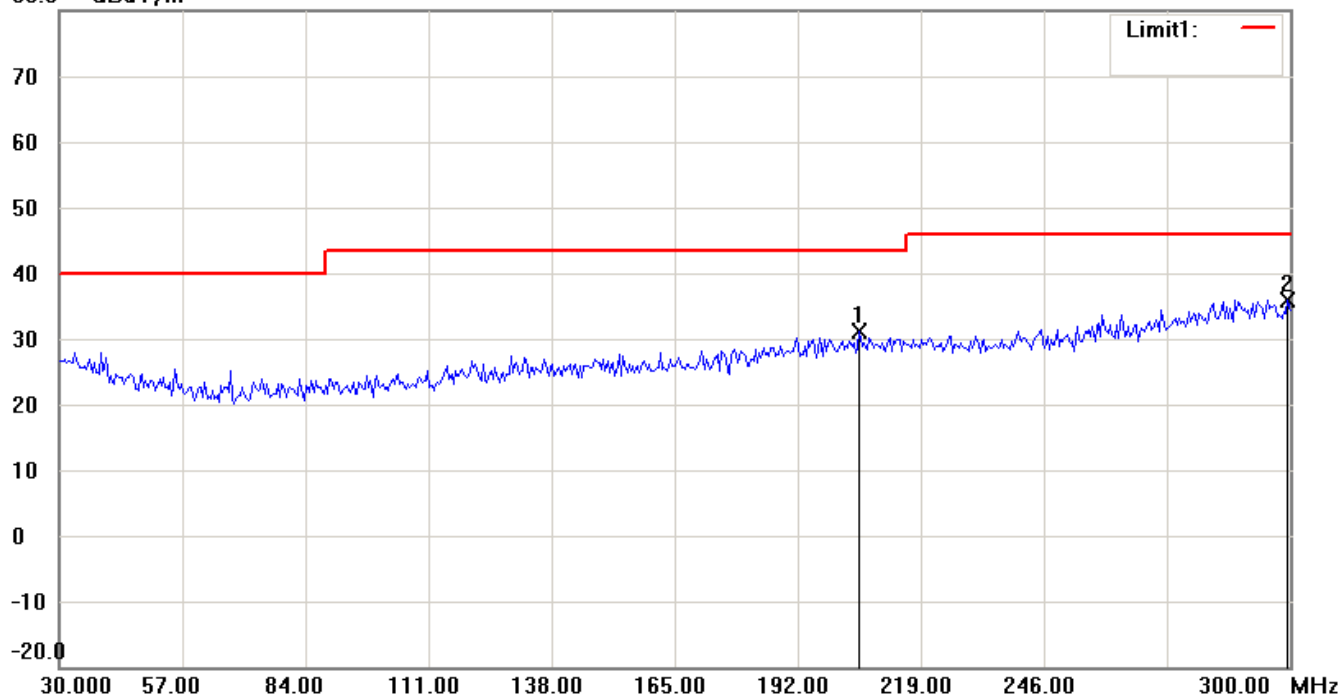
FCC ID: UZI-PR30

80.0 dBuV/m



Antenna Polarization V

80.0 dBuV/m




Up Line: Peak Limit Line

Down Line: Ave Limit Line

Note:

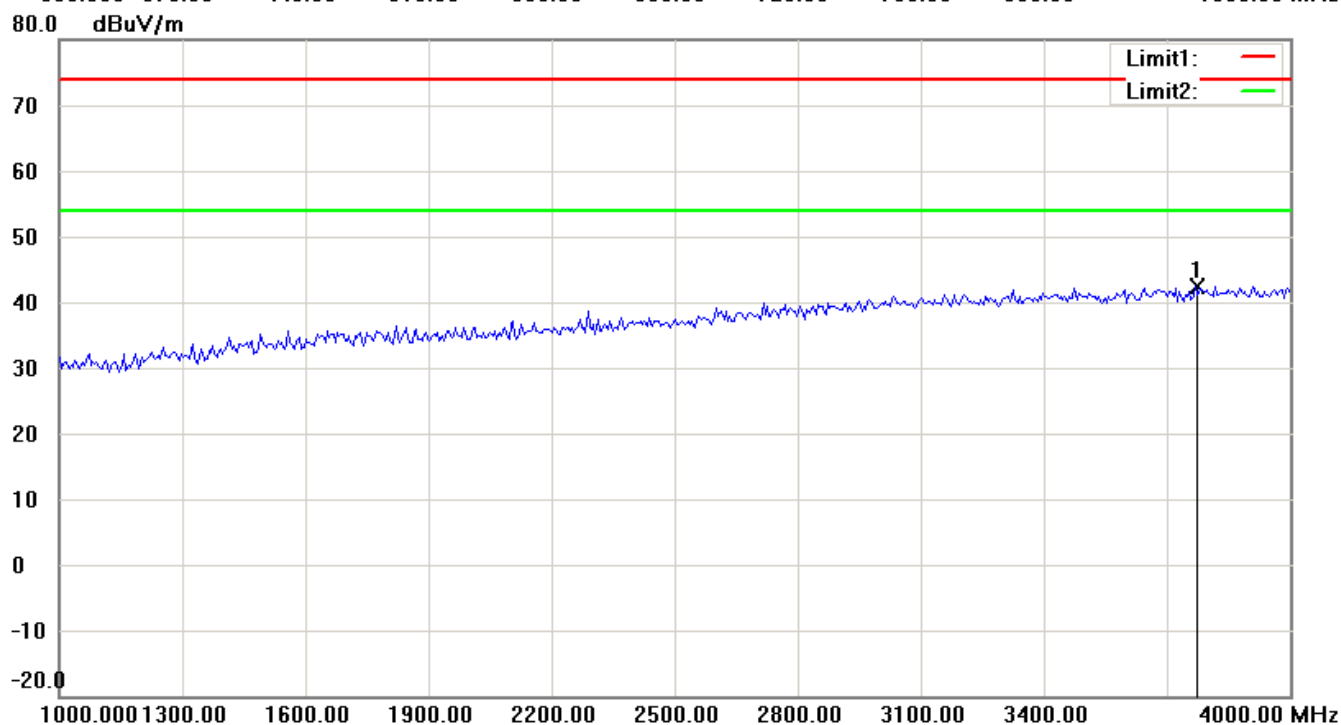
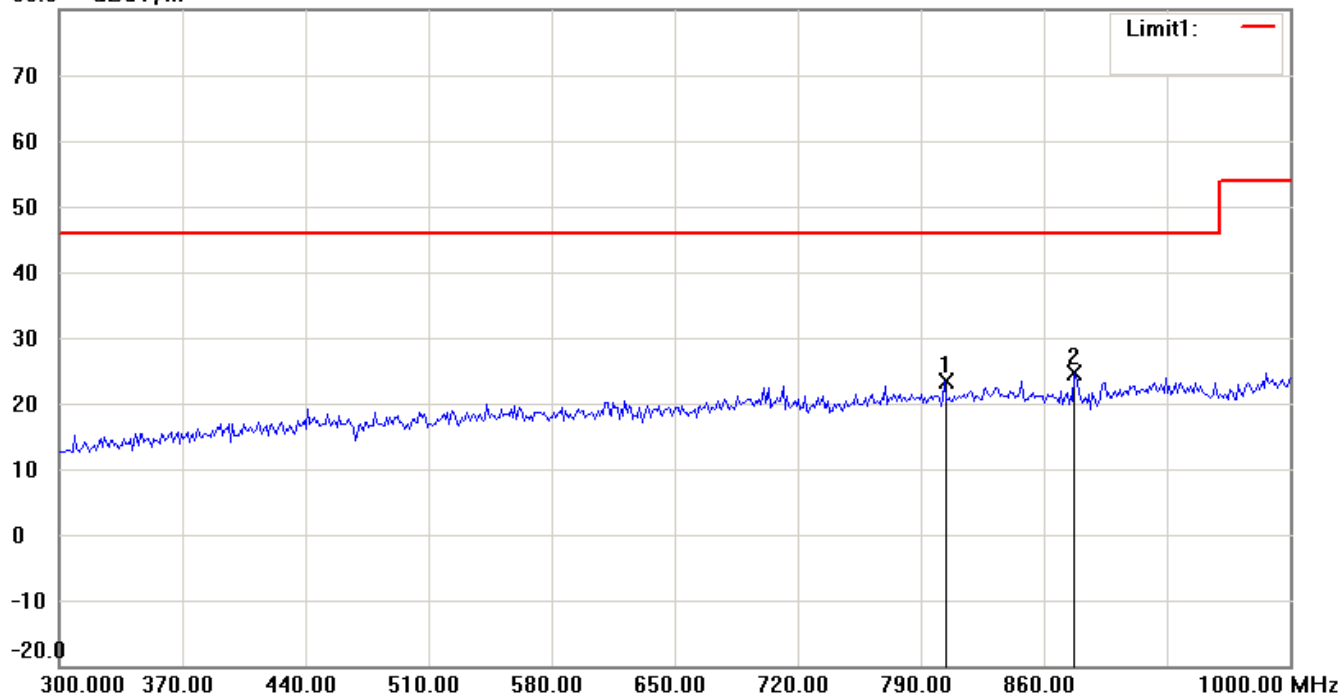
1. The attached measurement plots are preliminarily pre-scanned with peak detector for determining the final checking frequencies and are for reference only.
2. The some frequencies may exceed the limit line without the specified detectors, but that cannot present the results are failed to the specification of test standard.
3. For corrected test results are listed in the relevant table of radiated test data of this test report.



Report Number: W6M21103-11284-P-2224

FCC ID: UZI-PR30

80.0 dBuV/m




Up Line: Peak Limit Line

Down Line: Ave Limit Line

Note:

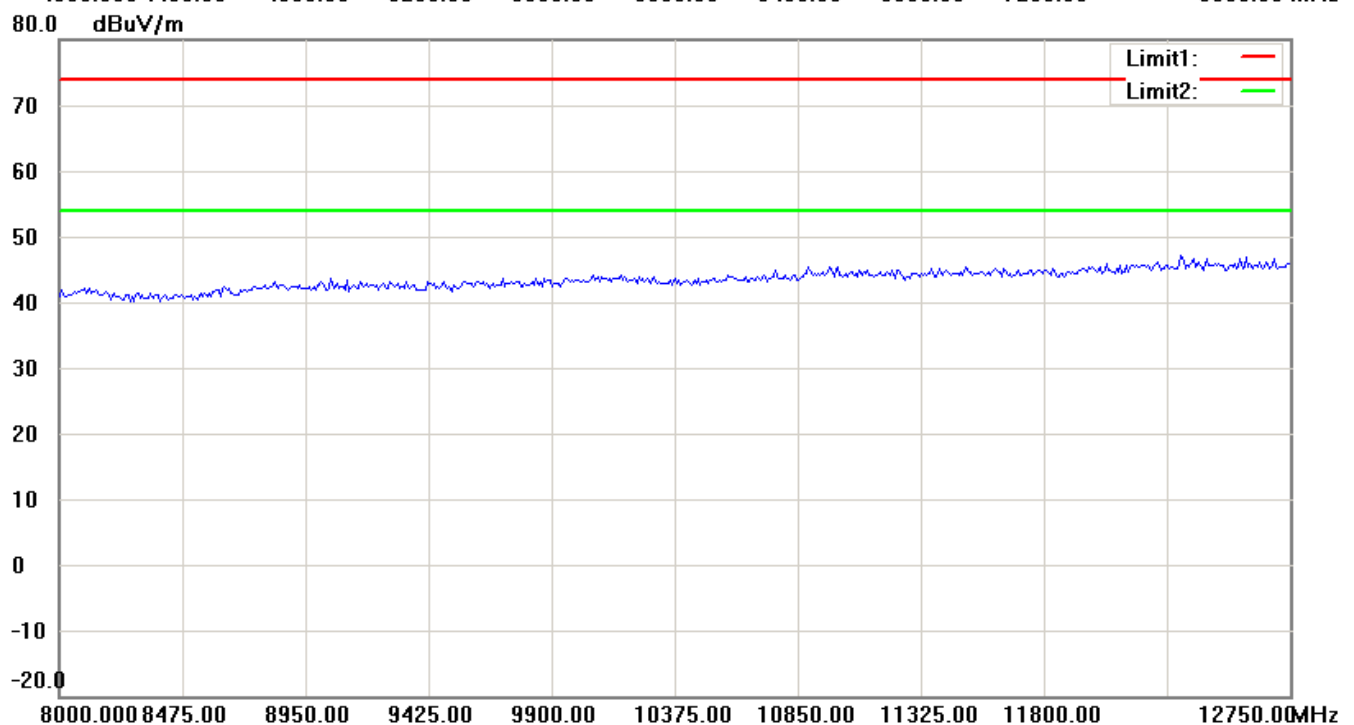
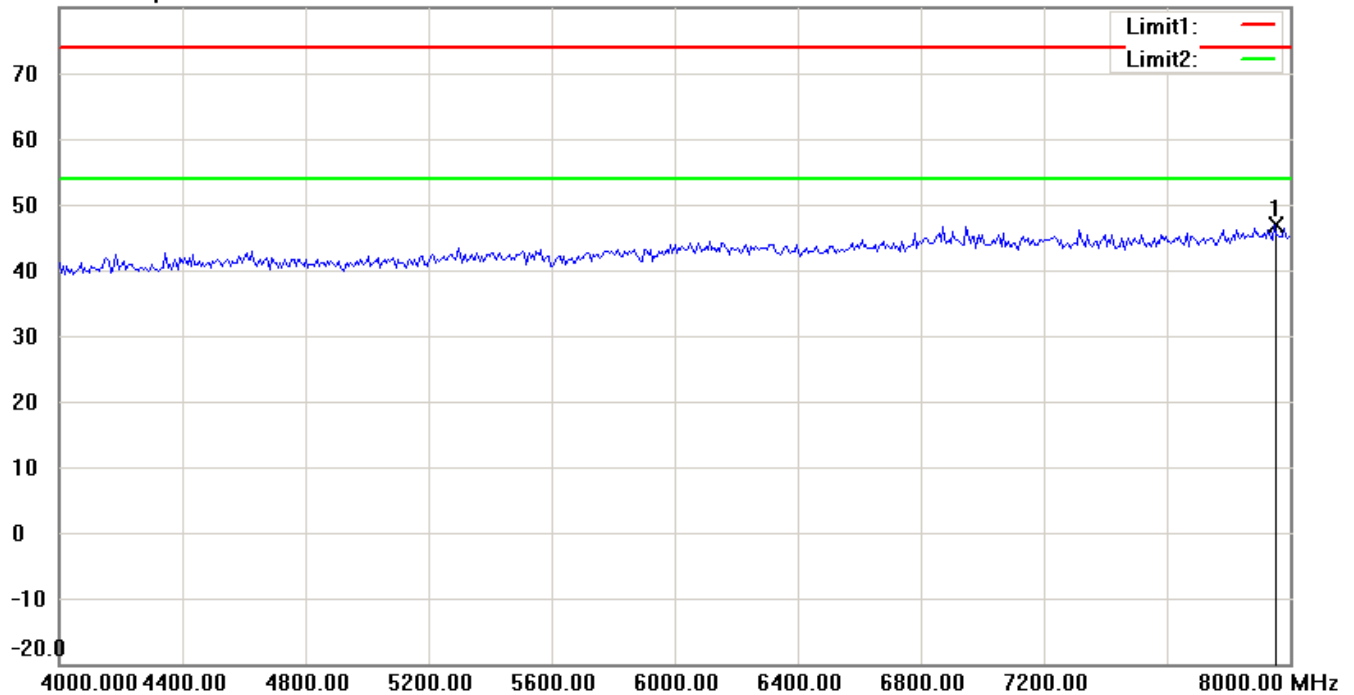
1. The attached measurement plots are preliminarily pre-scanned with peak detector for determining the final checking frequencies and are for reference only.
2. The some frequencies may exceed the limit line without the specified detectors, but that cannot present the results are failed to the specification of test standard.
3. For corrected test results are listed in the relevant table of radiated test data of this test report.



Report Number: W6M21103-11284-P-2224

FCC ID: UZI-PR30

80.0 dBuV/m




Up Line: Peak Limit Line

Down Line: Ave Limit Line

Note:

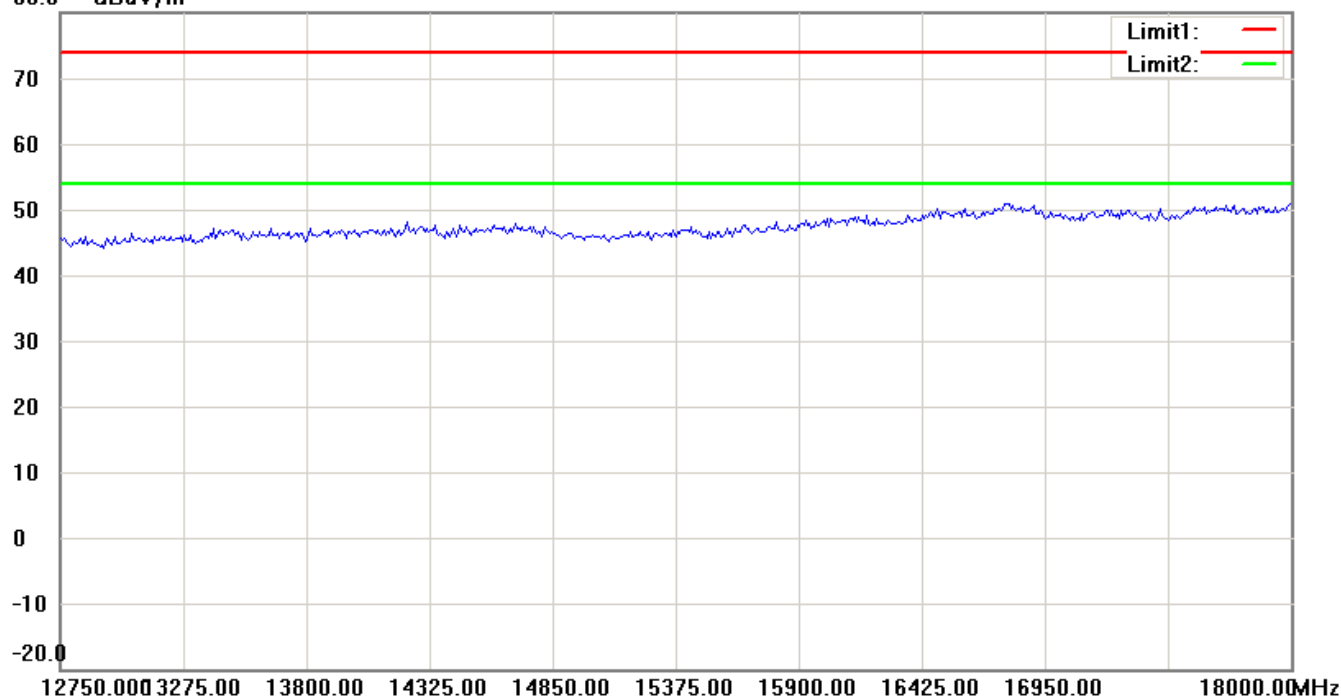
1. The attached measurement plots are preliminarily pre-scanned with peak detector for determining the final checking frequencies and are for reference only.
2. The some frequencies may exceed the limit line without the specified detectors, but that cannot present the results are failed to the specification of test standard.
3. For corrected test results are listed in the relevant table of radiated test data of this test report.



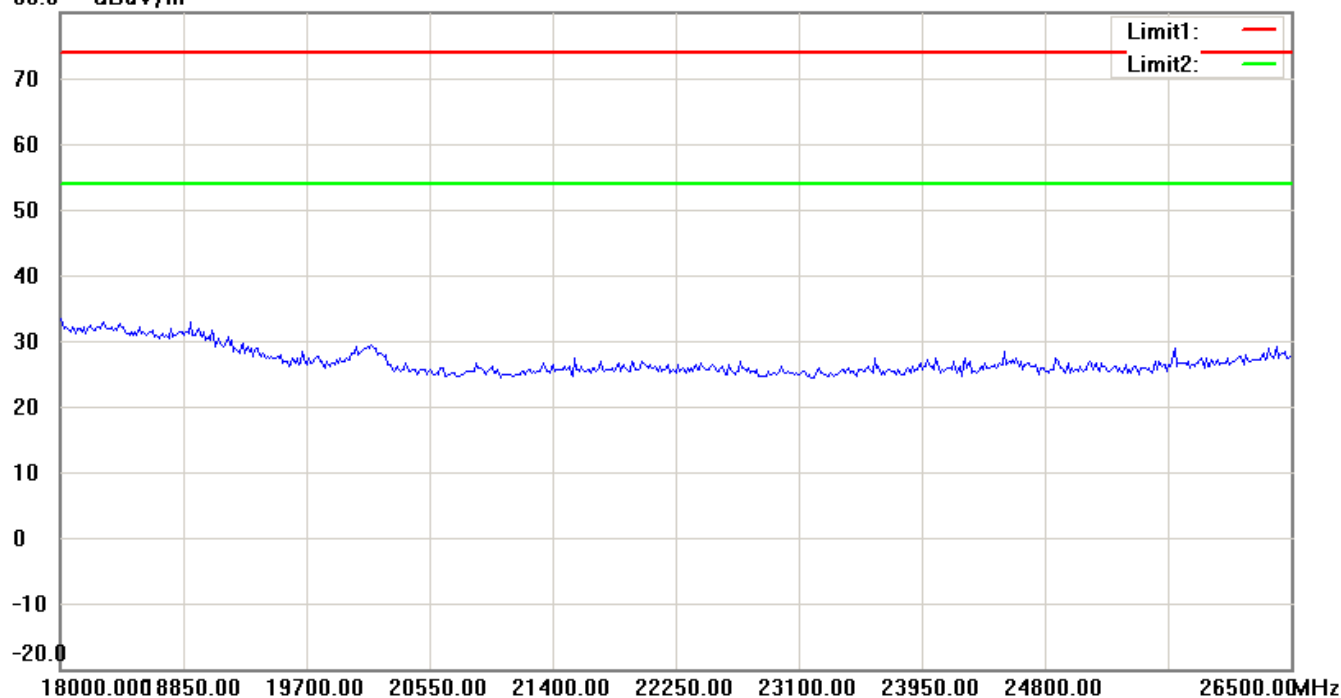
Report Number: W6M21103-11284-P-2224

FCC ID: UZI-PR30

80.0 dBuV/m



80.0 dBuV/m



Up Line: Peak Limit Line

Down Line: Ave Limit Line

Note:

1. The attached measurement plots are preliminarily pre-scanned with peak detector for determining the final checking frequencies and are for reference only.
2. The some frequencies may exceed the limit line without the specified detectors, but that cannot present the results are failed to the specification of test standard.
3. For corrected test results are listed in the relevant table of radiated test data of this test report.



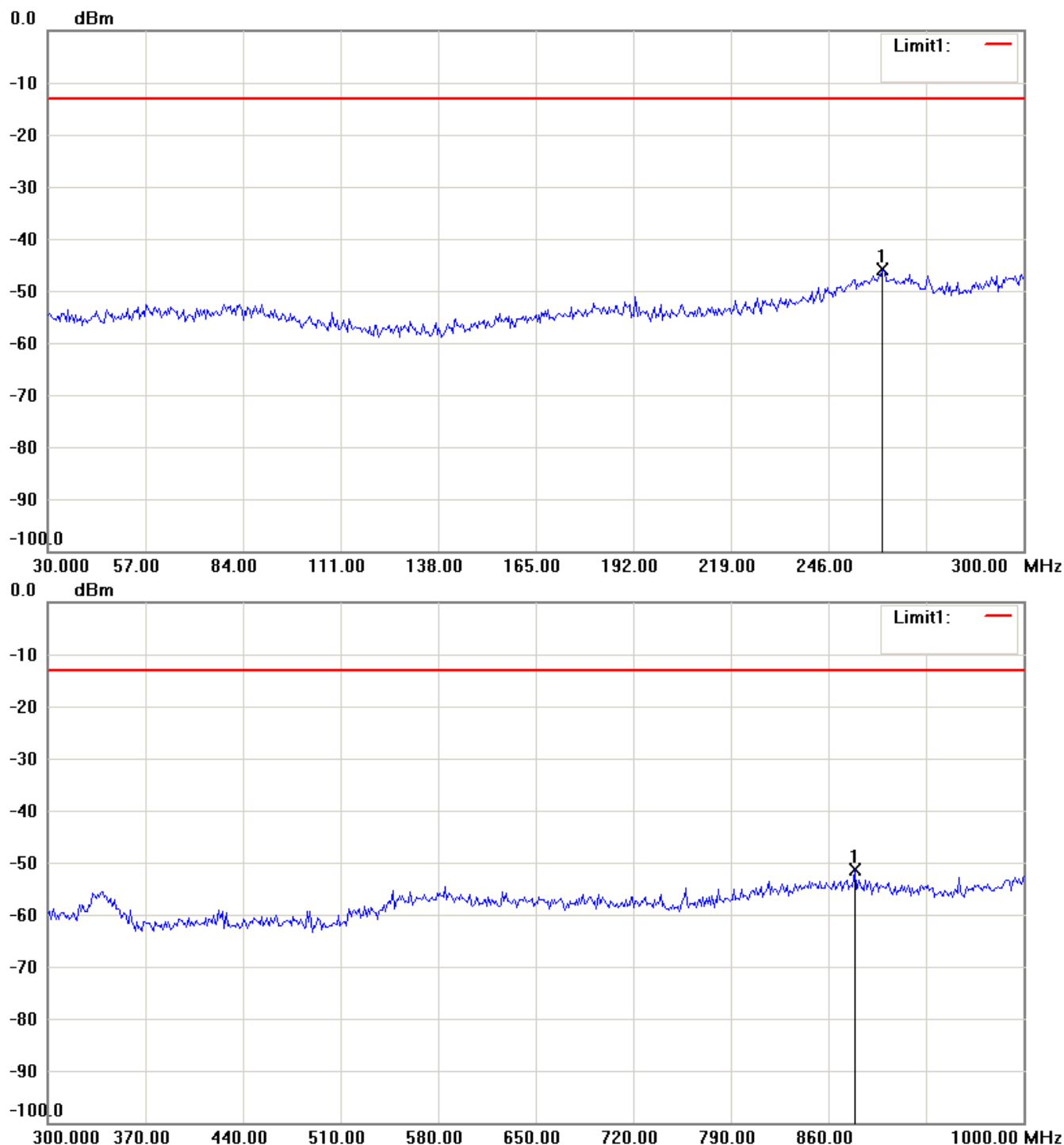
Worldwide Testing Services(Taiwan) Co., Ltd.

Report Number: W6M21103-11284-P-2224

FCC ID: UZI-PR30

Band II_CH 9262_4.2 V

Antenna Polarization H




Up Line: Peak Limit Line

Down Line: Ave Limit Line

Note:

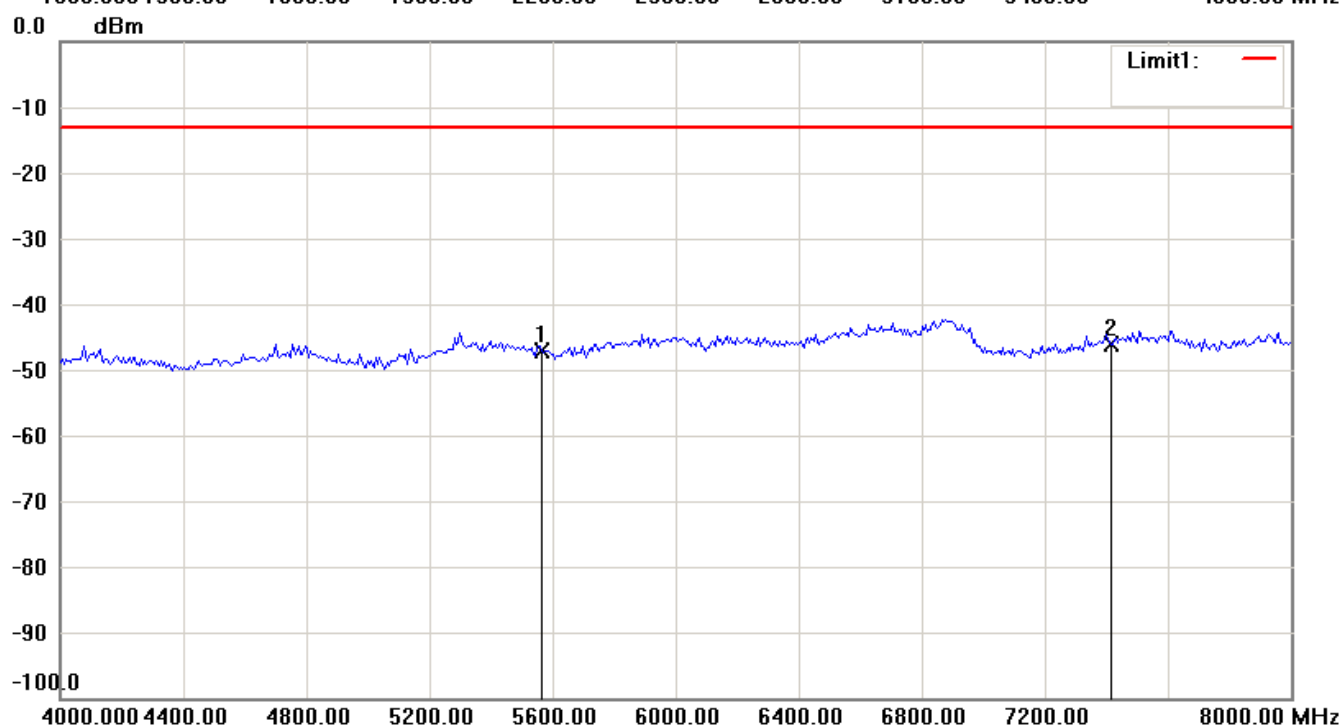
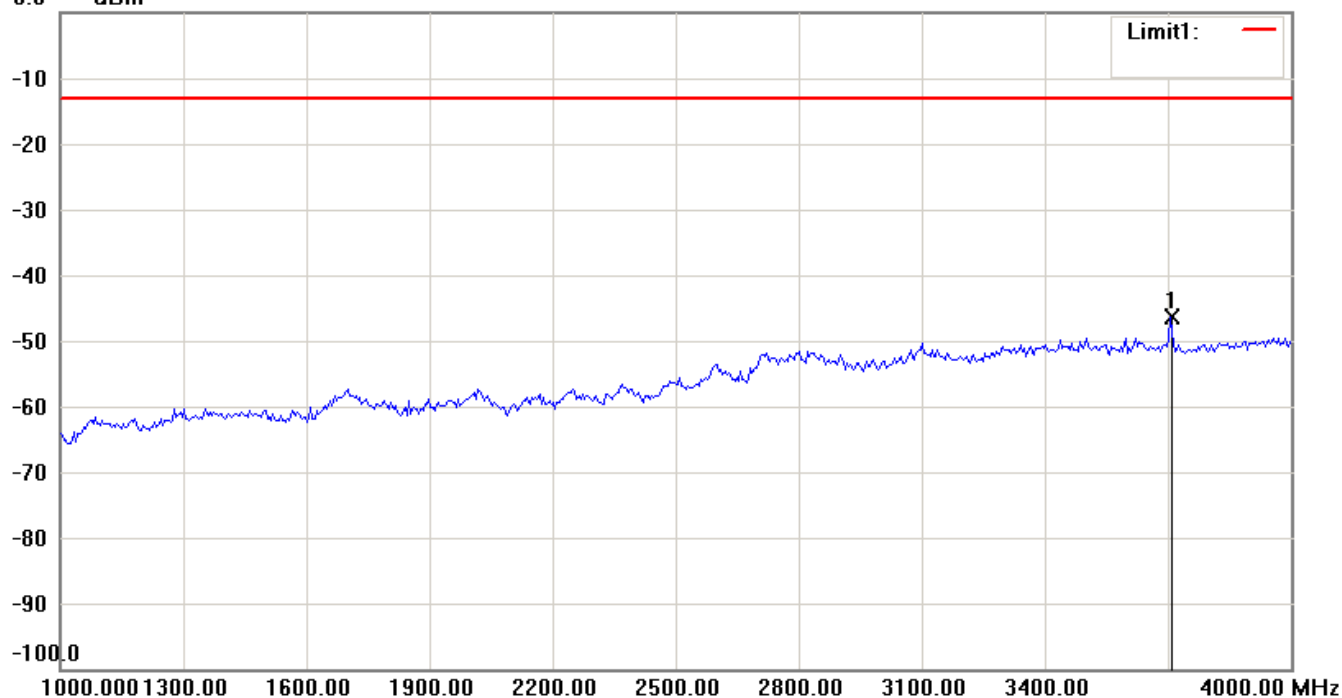
1. The attached measurement plots are preliminarily pre-scanned with peak detector for determining the final checking frequencies and are for reference only.
2. The some frequencies may exceed the limit line without the specified detectors, but that cannot present the results are failed to the specification of test standard.
3. For corrected test results are listed in the relevant table of radiated test data of this test report.



Report Number: W6M21103-11284-P-2224

FCC ID: UZI-PR30

0.0 dBm



Up Line: Peak Limit Line

Down Line: Ave Limit Line

Note:

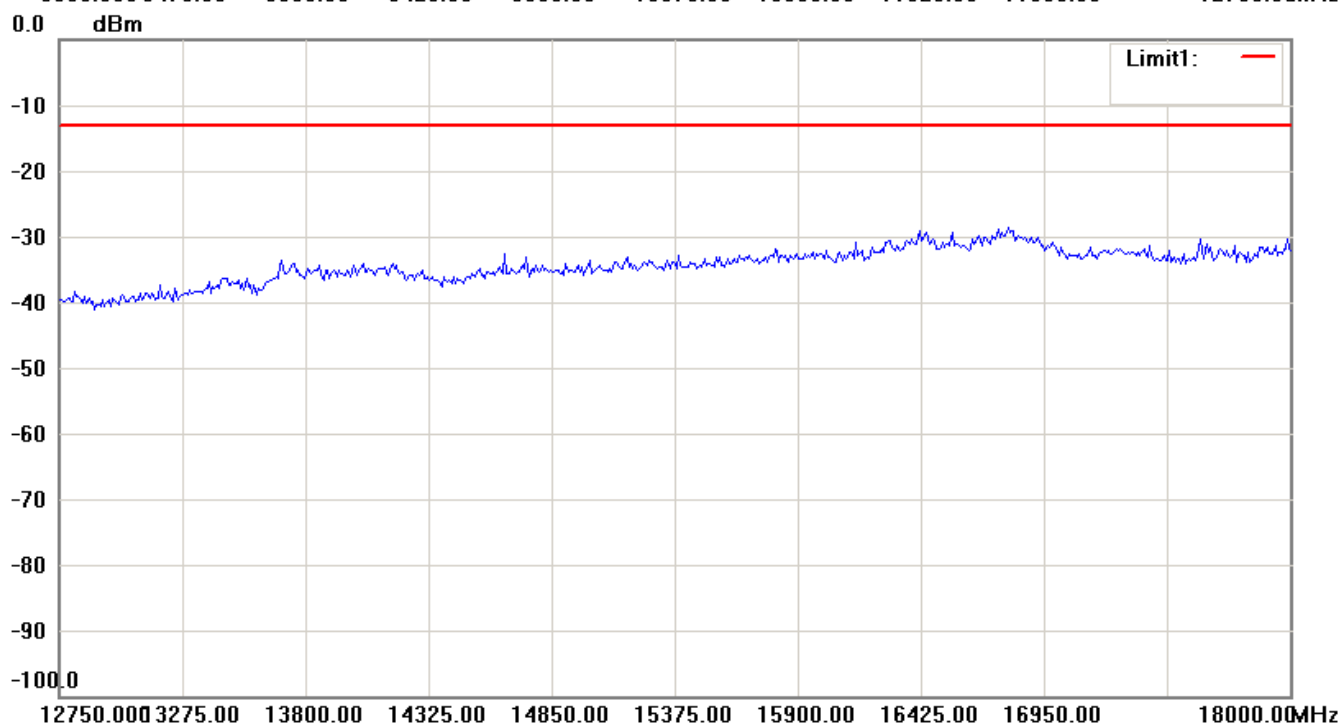
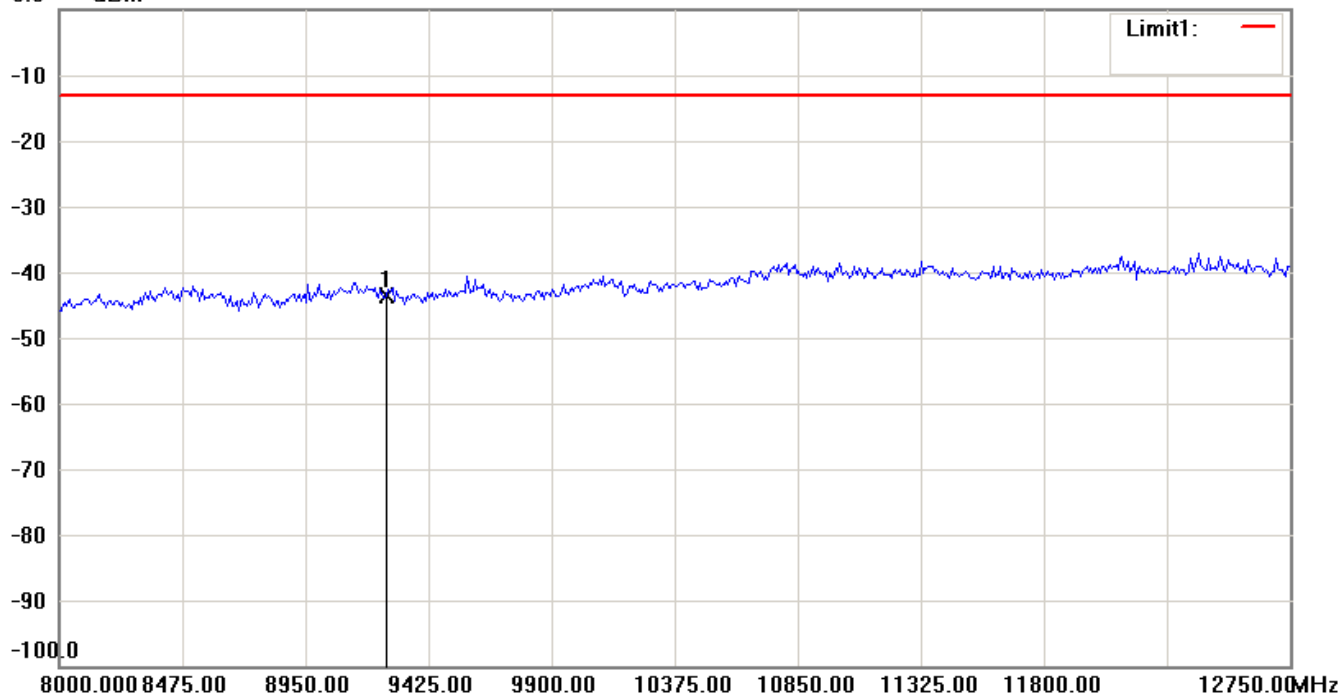
1. The attached measurement plots are preliminarily pre-scanned with peak detector for determining the final checking frequencies and are for reference only.
2. The some frequencies may exceed the limit line without the specified detectors, but that cannot present the results are failed to the specification of test standard.
3. For corrected test results are listed in the relevant table of radiated test data of this test report.



Report Number: W6M21103-11284-P-2224

FCC ID: UZI-PR30

0.0 dBm




Up Line: Peak Limit Line

Down Line: Ave Limit Line

Note:

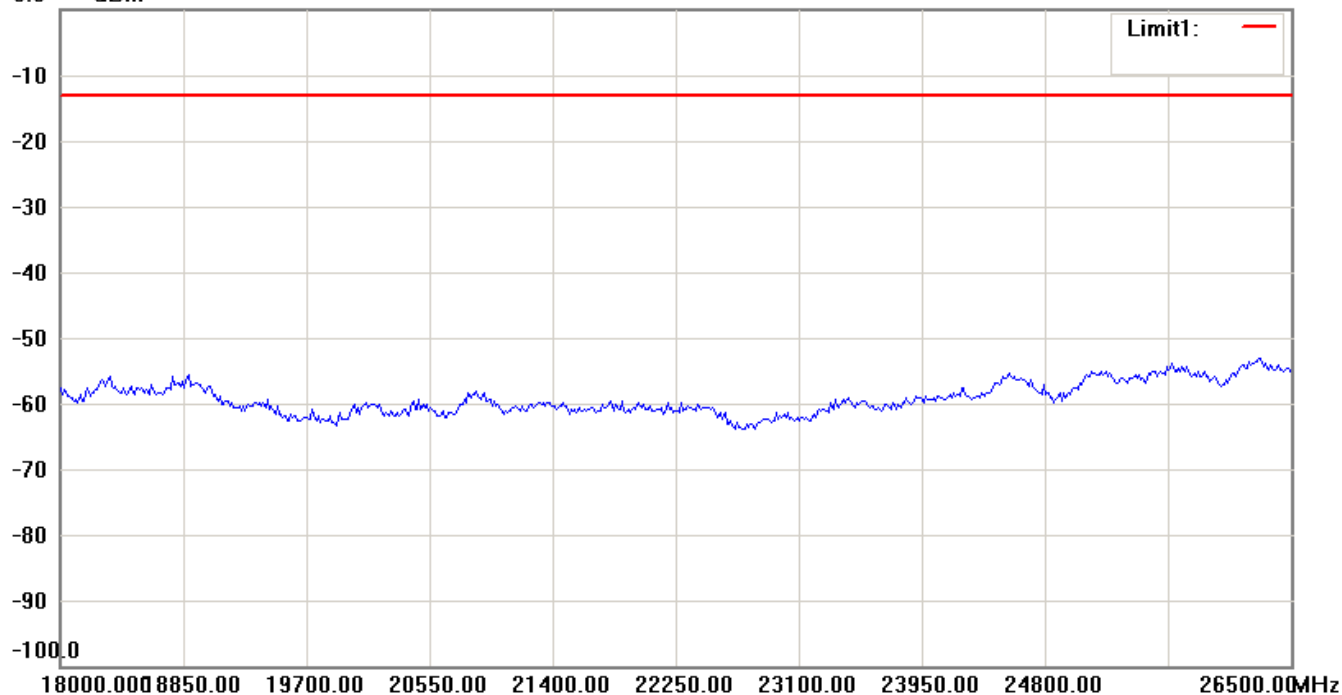
1. The attached measurement plots are preliminarily pre-scanned with peak detector for determining the final checking frequencies and are for reference only.
2. The some frequencies may exceed the limit line without the specified detectors, but that cannot present the results are failed to the specification of test standard.
3. For corrected test results are listed in the relevant table of radiated test data of this test report.



Report Number: W6M21103-11284-P-2224

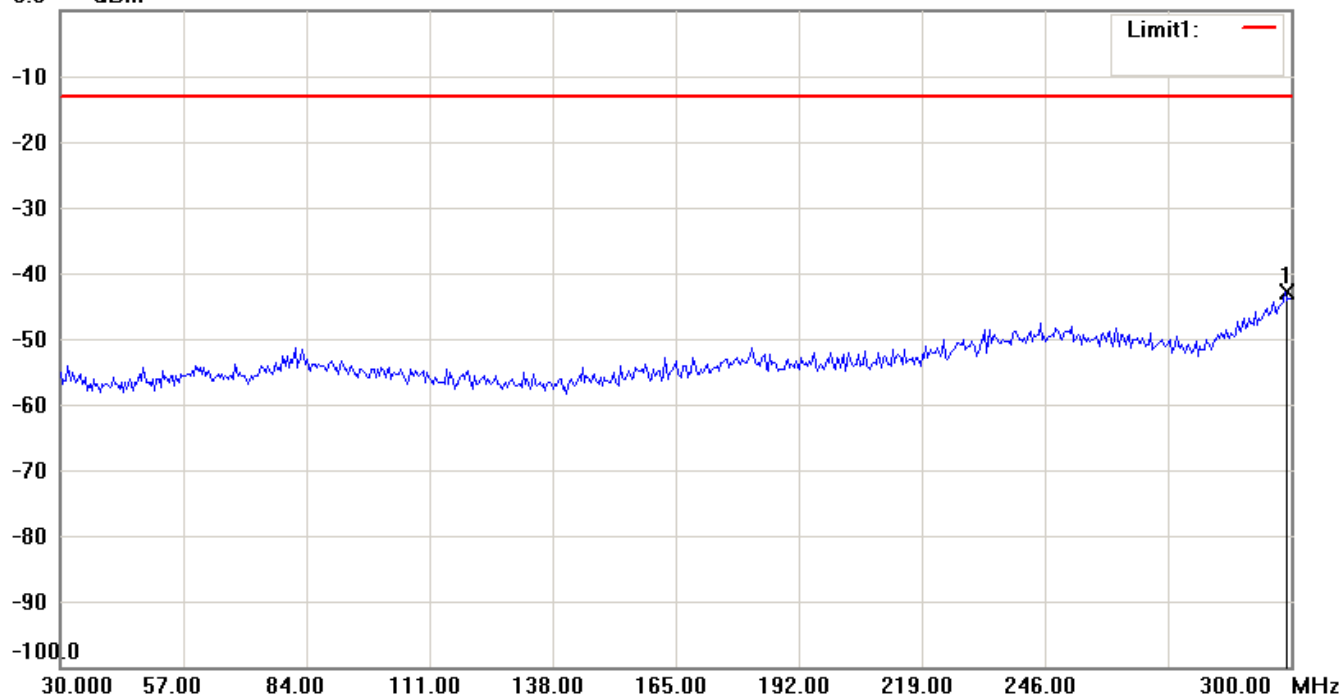
FCC ID: UZI-PR30

0.0 dBm



Antenna Polarization V

0.0 dBm



Up Line: Peak Limit Line

Down Line: Ave Limit Line

Note:

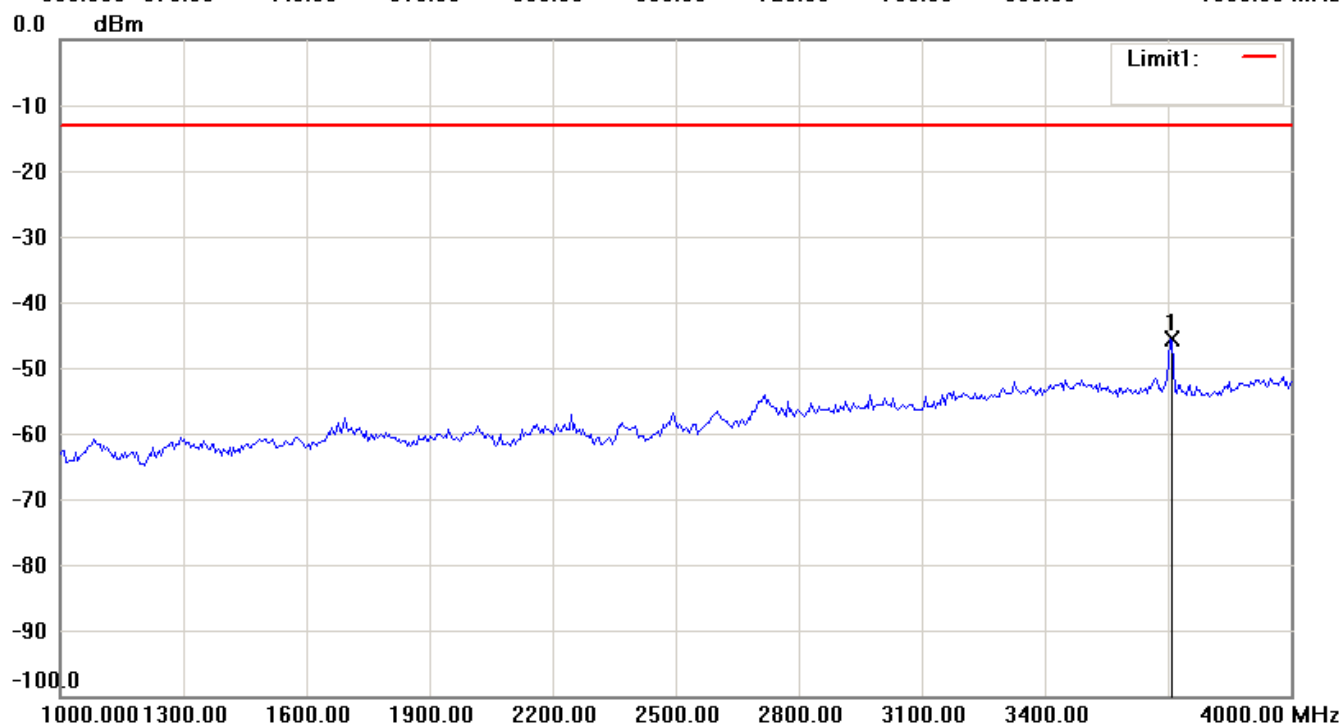
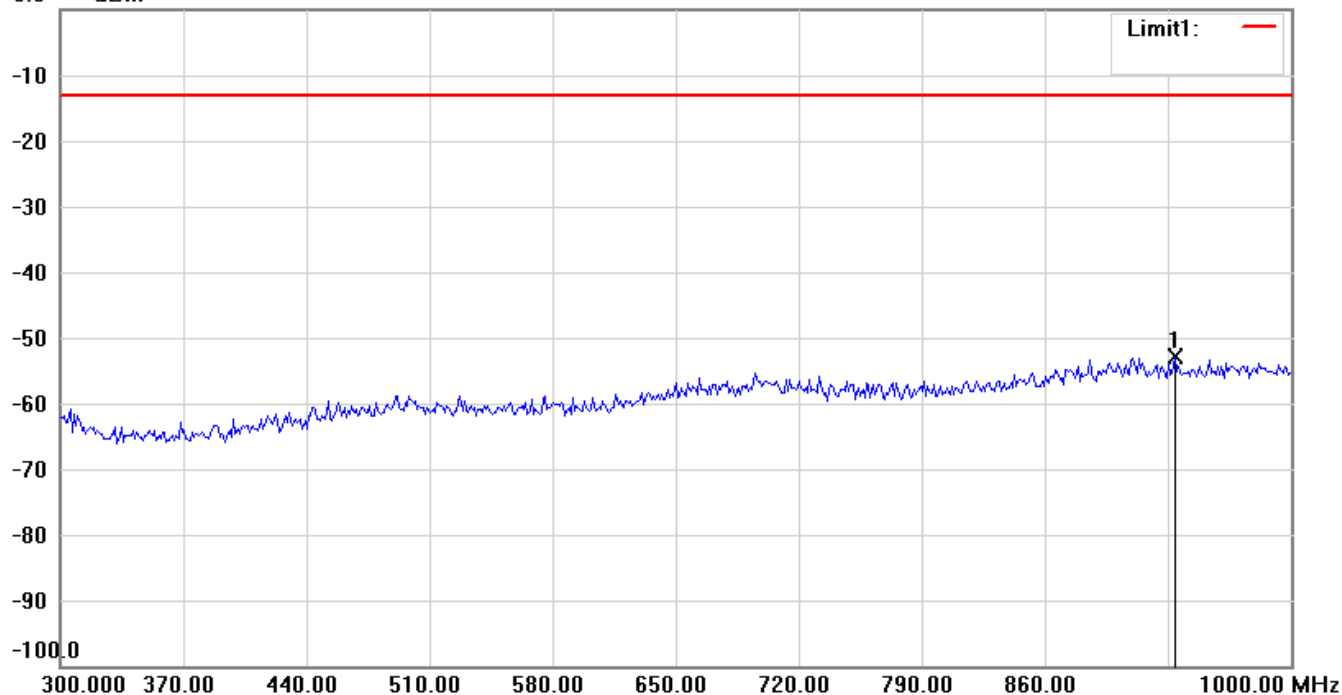
1. The attached measurement plots are preliminarily pre-scanned with peak detector for determining the final checking frequencies and are for reference only.
2. The some frequencies may exceed the limit line without the specified detectors, but that cannot present the results are failed to the specification of test standard.
3. For corrected test results are listed in the relevant table of radiated test data of this test report.



Report Number: W6M21103-11284-P-2224

FCC ID: UZI-PR30

0.0 dBm




Up Line: Peak Limit Line

Down Line: Ave Limit Line

Note:

1. The attached measurement plots are preliminarily pre-scanned with peak detector for determining the final checking frequencies and are for reference only.
2. The some frequencies may exceed the limit line without the specified detectors, but that cannot present the results are failed to the specification of test standard.
3. For corrected test results are listed in the relevant table of radiated test data of this test report.

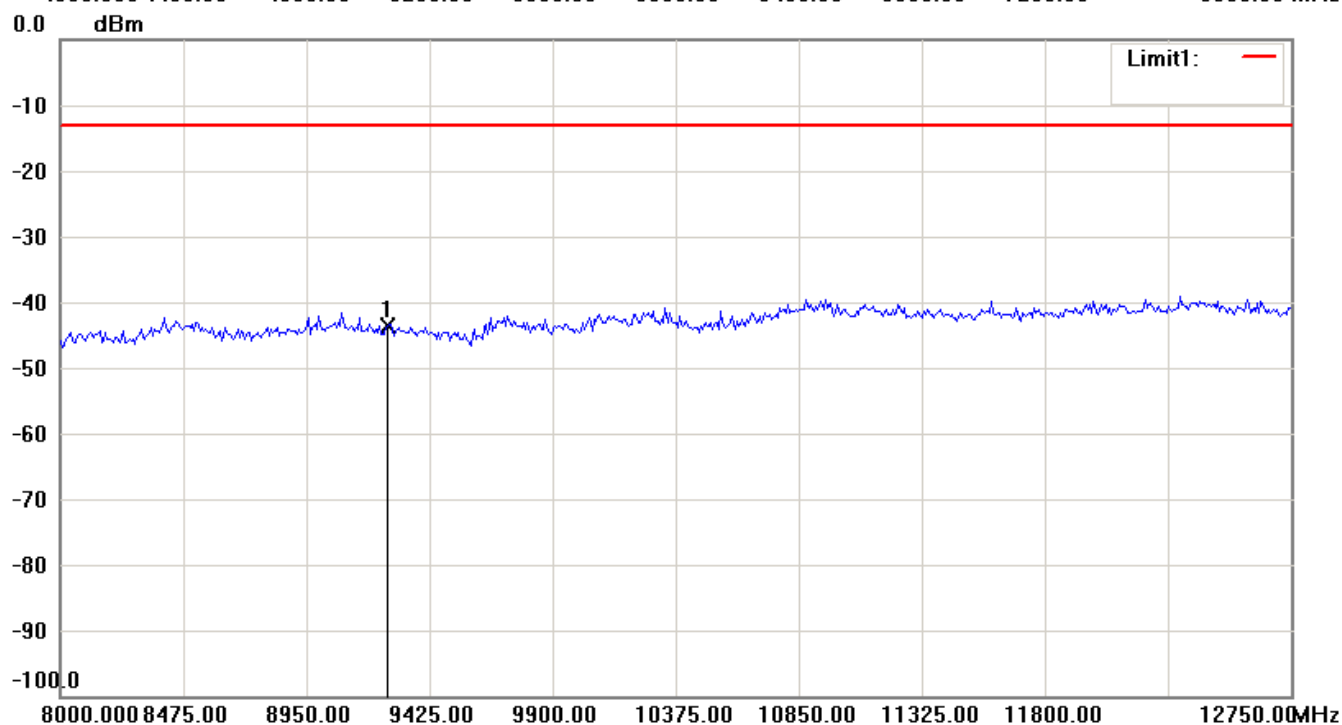
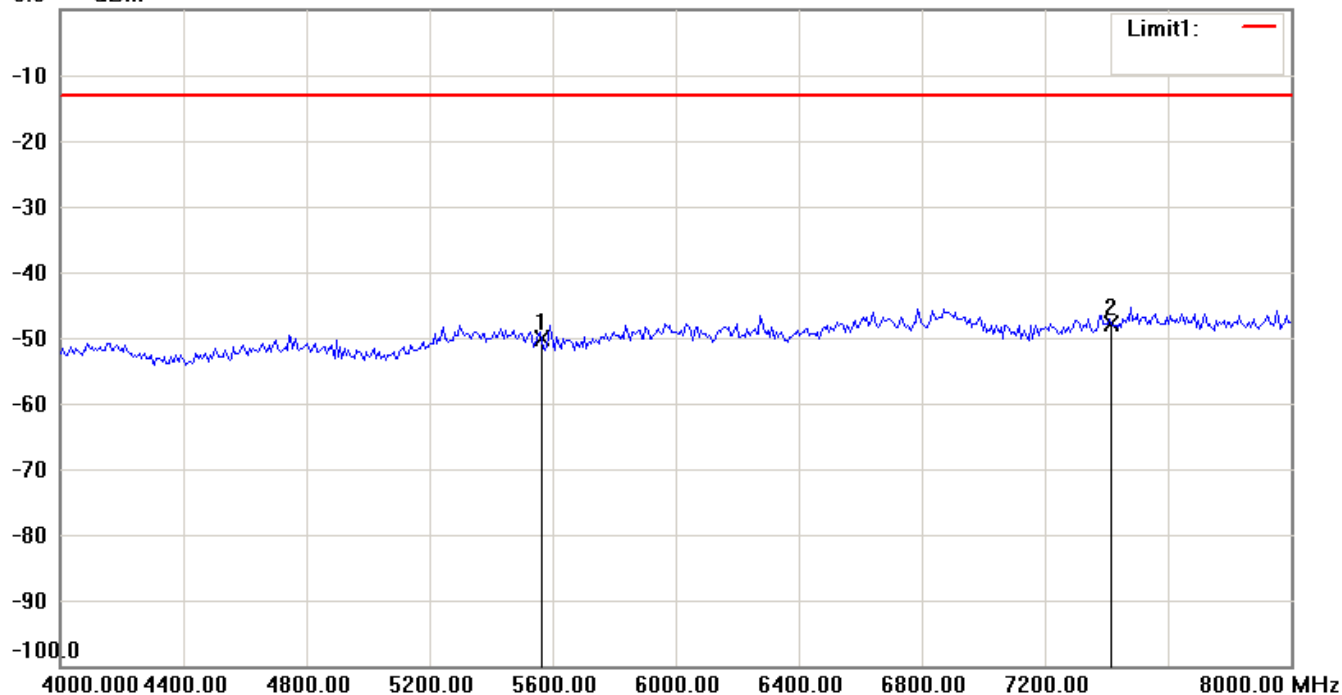


Worldwide Testing Services(Taiwan) Co., Ltd.

Report Number: W6M21103-11284-P-2224

FCC ID: UZI-PR30

0.0 dBm




Up Line: Peak Limit Line

Down Line: Ave Limit Line

Note:

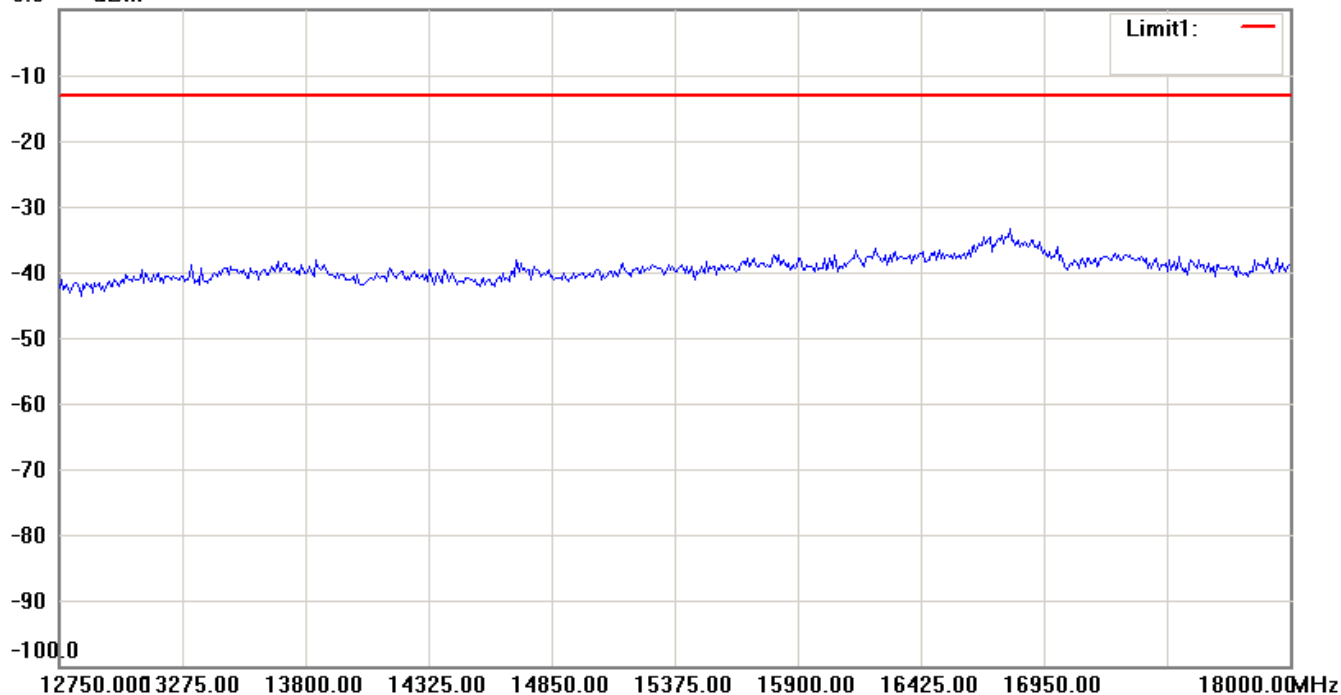
1. The attached measurement plots are preliminarily pre-scanned with peak detector for determining the final checking frequencies and are for reference only.
2. The some frequencies may exceed the limit line without the specified detectors, but that cannot present the results are failed to the specification of test standard.
3. For corrected test results are listed in the relevant table of radiated test data of this test report.



Report Number: W6M21103-11284-P-2224

FCC ID: UZI-PR30

0.0 dBm




Up Line: Peak Limit Line

Down Line: Ave Limit Line

Note:

1. The attached measurement plots are preliminarily pre-scanned with peak detector for determining the final checking frequencies and are for reference only.
2. The some frequencies may exceed the limit line without the specified detectors, but that cannot present the results are failed to the specification of test standard.
3. For corrected test results are listed in the relevant table of radiated test data of this test report.



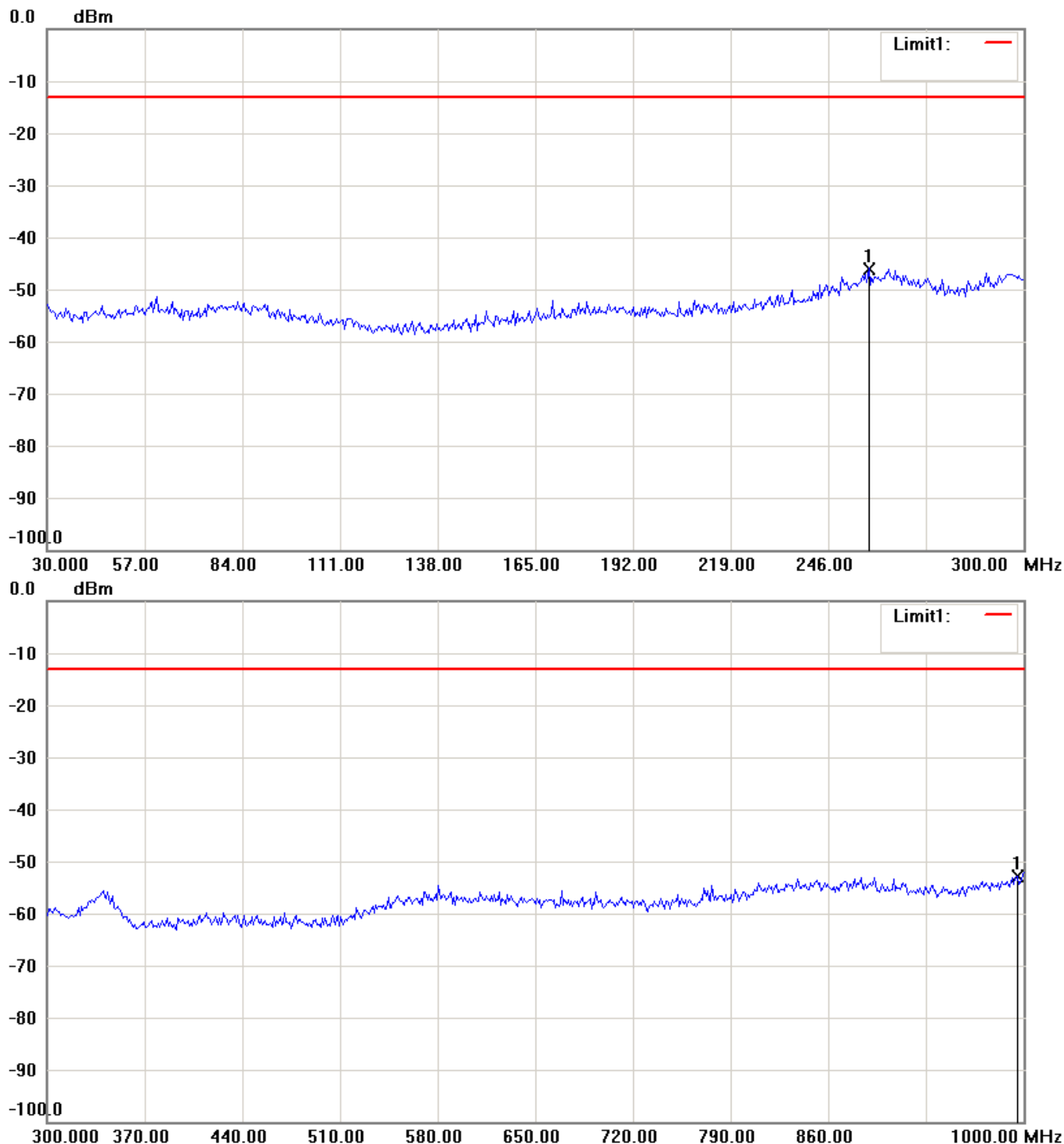
Worldwide Testing Services(Taiwan) Co., Ltd.

Report Number: W6M21103-11284-P-2224

FCC ID: UZI-PR30

Band II_CH 9262_3.5 V

Antenna Polarization H



Up Line: Peak Limit Line

Down Line: Ave Limit Line

Note:

1. The attached measurement plots are preliminarily pre-scanned with peak detector for determining the final checking frequencies and are for reference only.
2. The some frequencies may exceed the limit line without the specified detectors, but that cannot present the results are failed to the specification of test standard.
3. For corrected test results are listed in the relevant table of radiated test data of this test report.

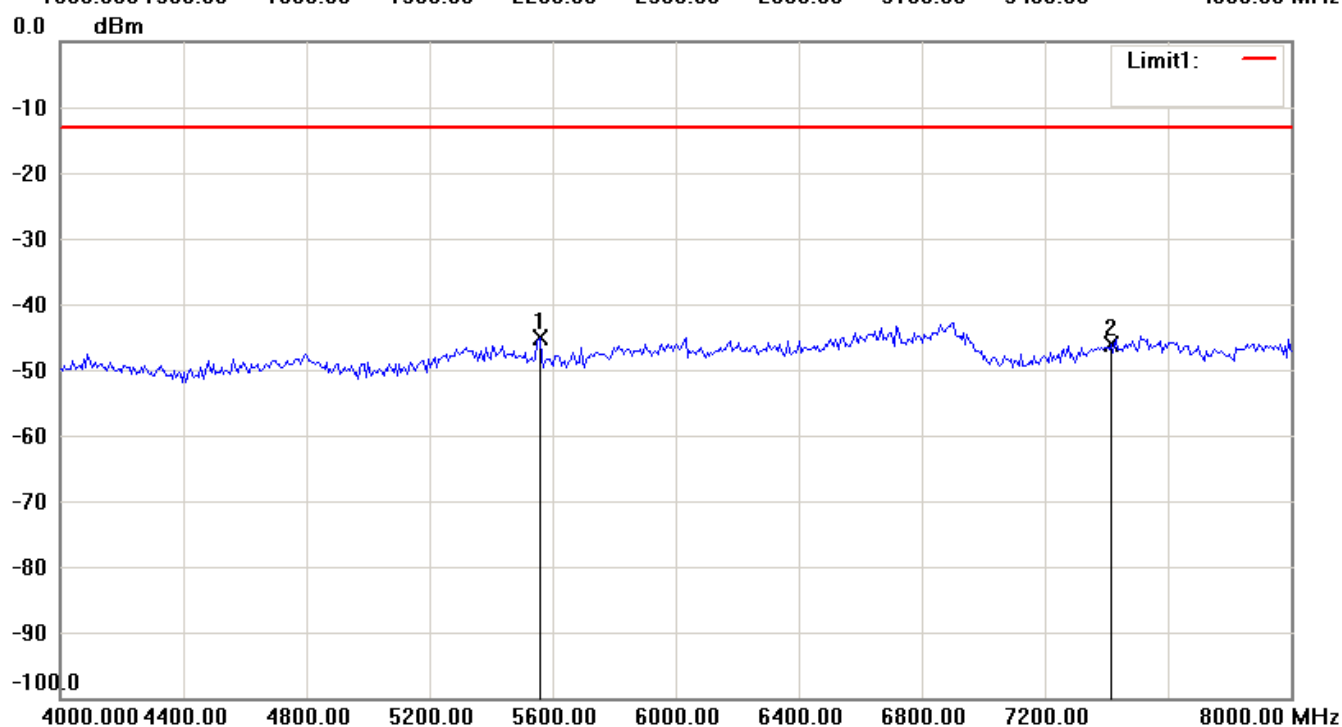


Worldwide Testing Services(Taiwan) Co., Ltd.

Report Number: W6M21103-11284-P-2224

FCC ID: UZI-PR30

0.0 dBm




Up Line: Peak Limit Line

Down Line: Ave Limit Line

Note:

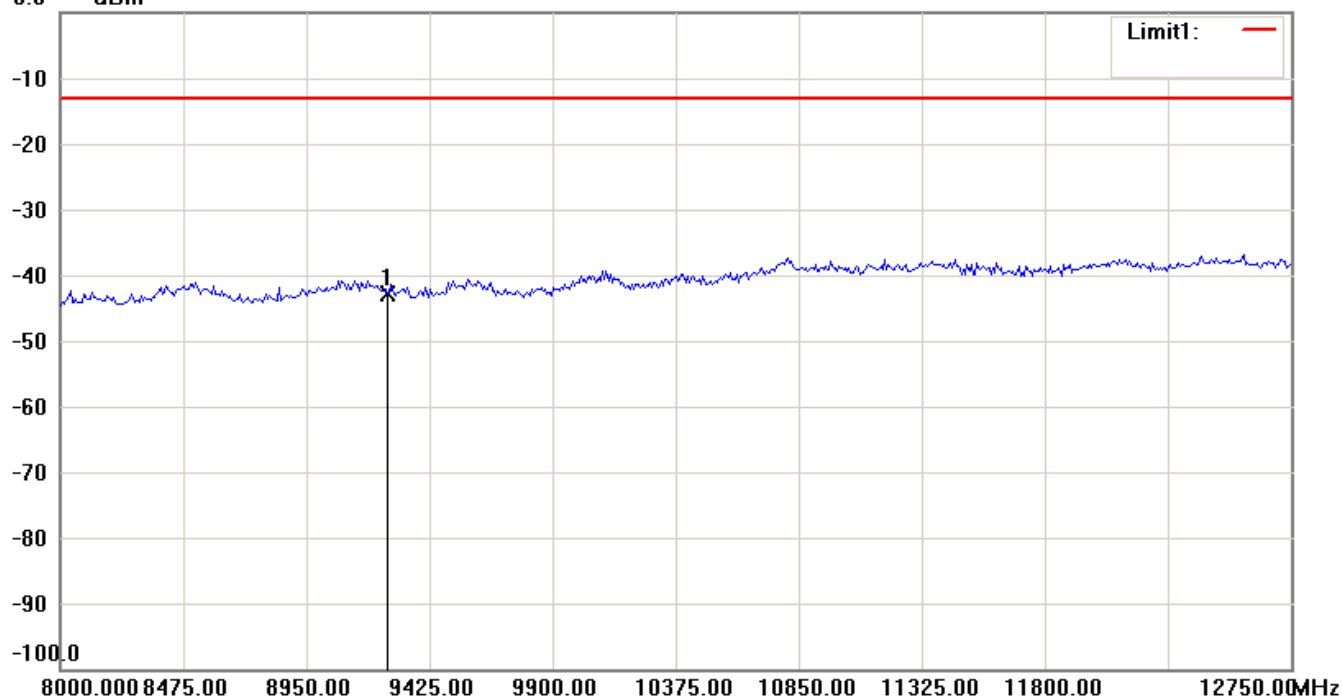
1. The attached measurement plots are preliminarily pre-scanned with peak detector for determining the final checking frequencies and are for reference only.
2. The some frequencies may exceed the limit line without the specified detectors, but that cannot present the results are failed to the specification of test standard.
3. For corrected test results are listed in the relevant table of radiated test data of this test report.



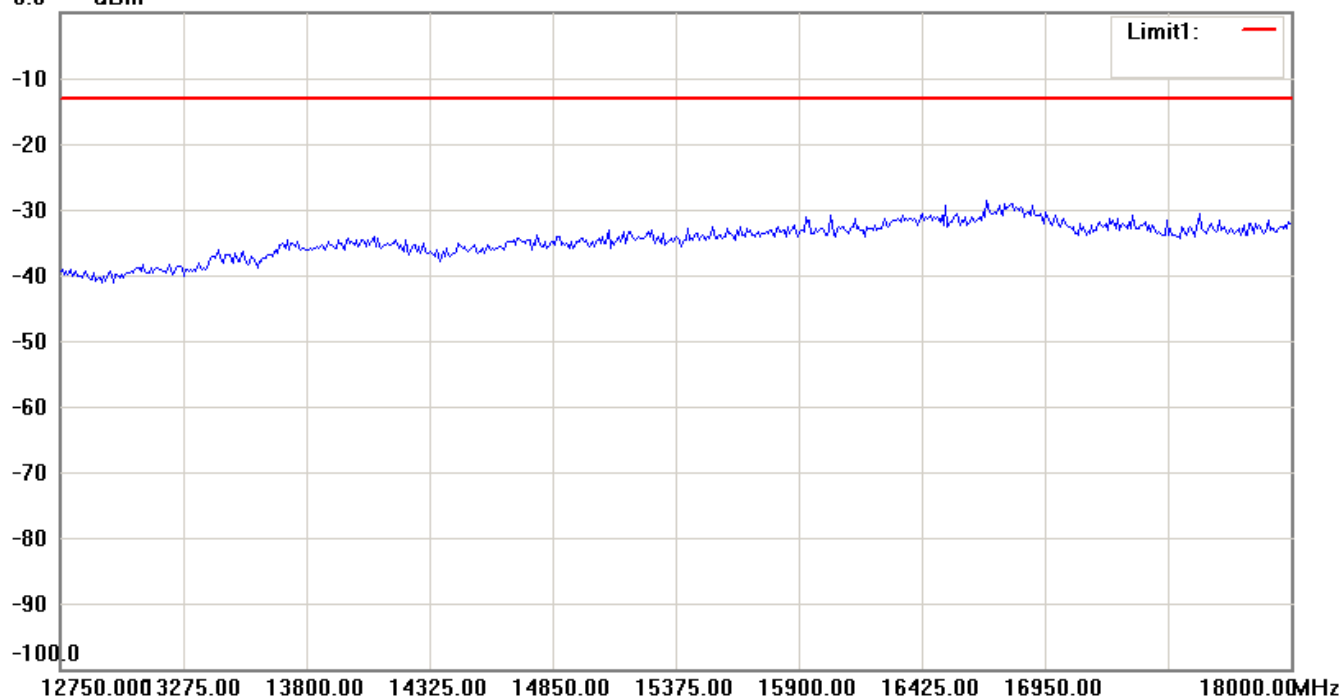
Report Number: W6M21103-11284-P-2224

FCC ID: UZI-PR30

0.0 dBm



0.0 dBm




Up Line: Peak Limit Line

Down Line: Ave Limit Line

Note:

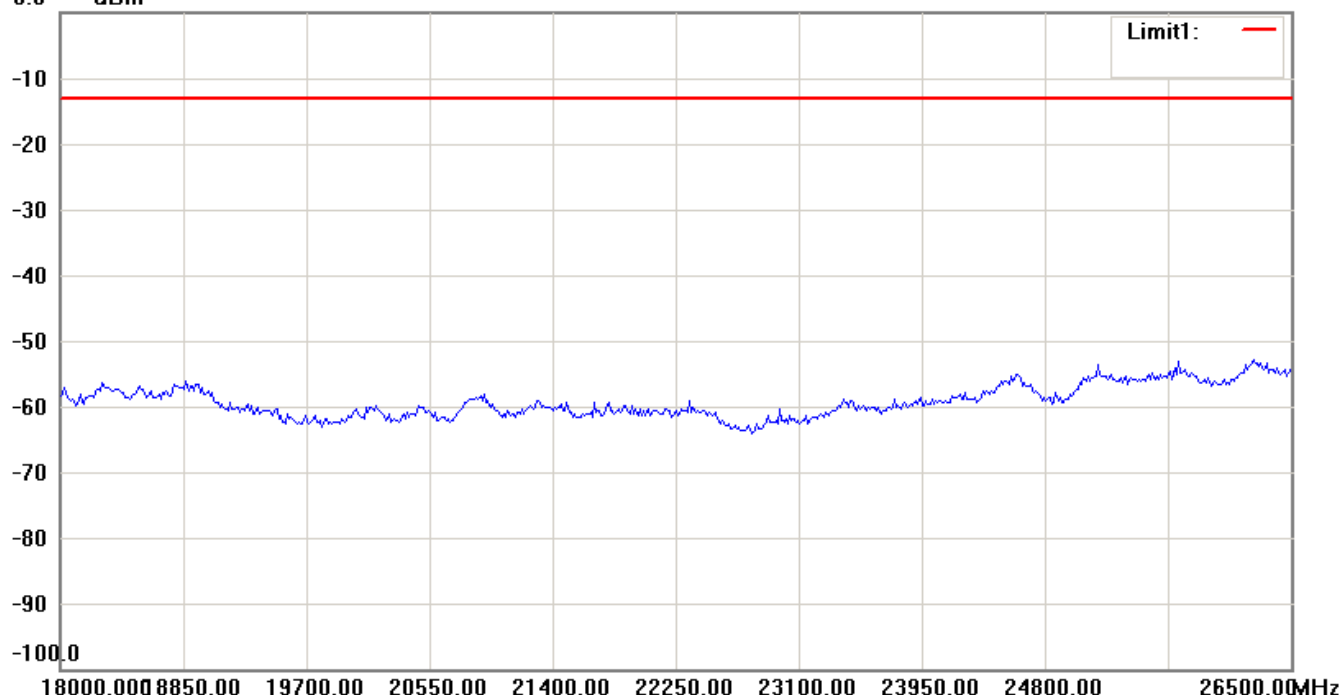
1. The attached measurement plots are preliminarily pre-scanned with peak detector for determining the final checking frequencies and are for reference only.
2. The some frequencies may exceed the limit line without the specified detectors, but that cannot present the results are failed to the specification of test standard.
3. For corrected test results are listed in the relevant table of radiated test data of this test report.



Report Number: W6M21103-11284-P-2224

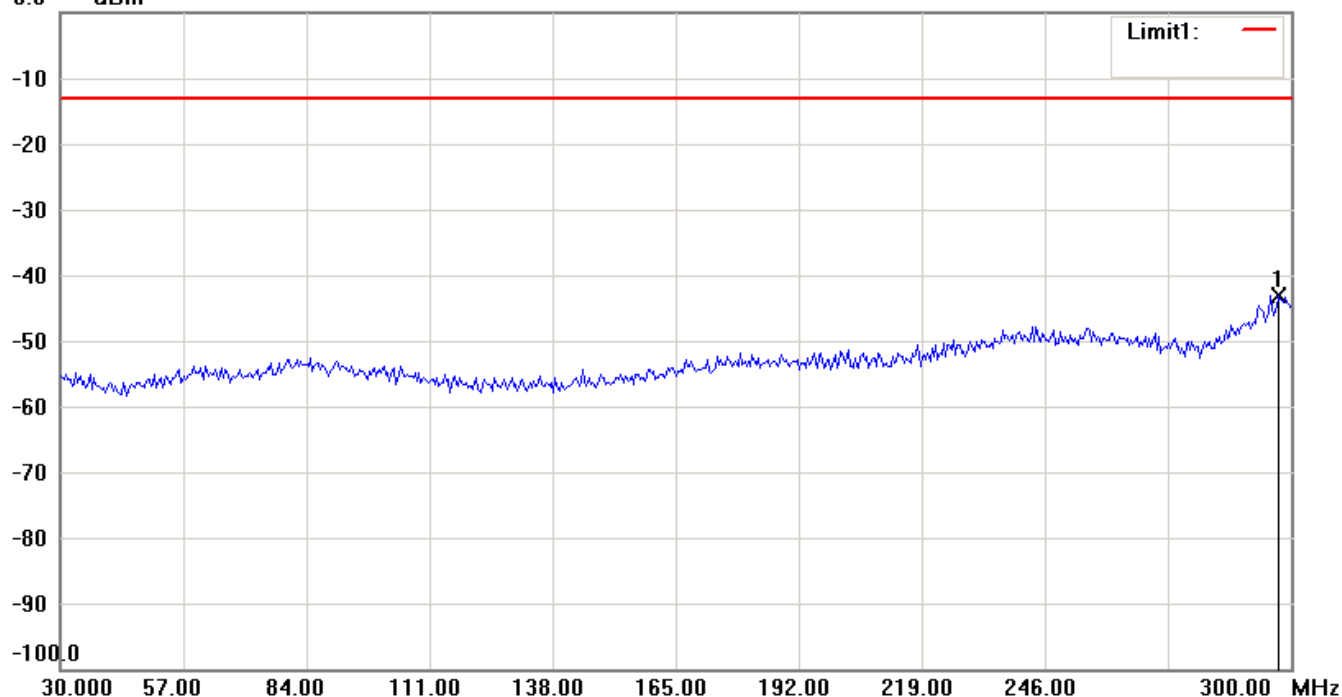
FCC ID: UZI-PR30

0.0 dBm



Antenna Polarization V

0.0 dBm




Up Line: Peak Limit Line

Down Line: Ave Limit Line

Note:

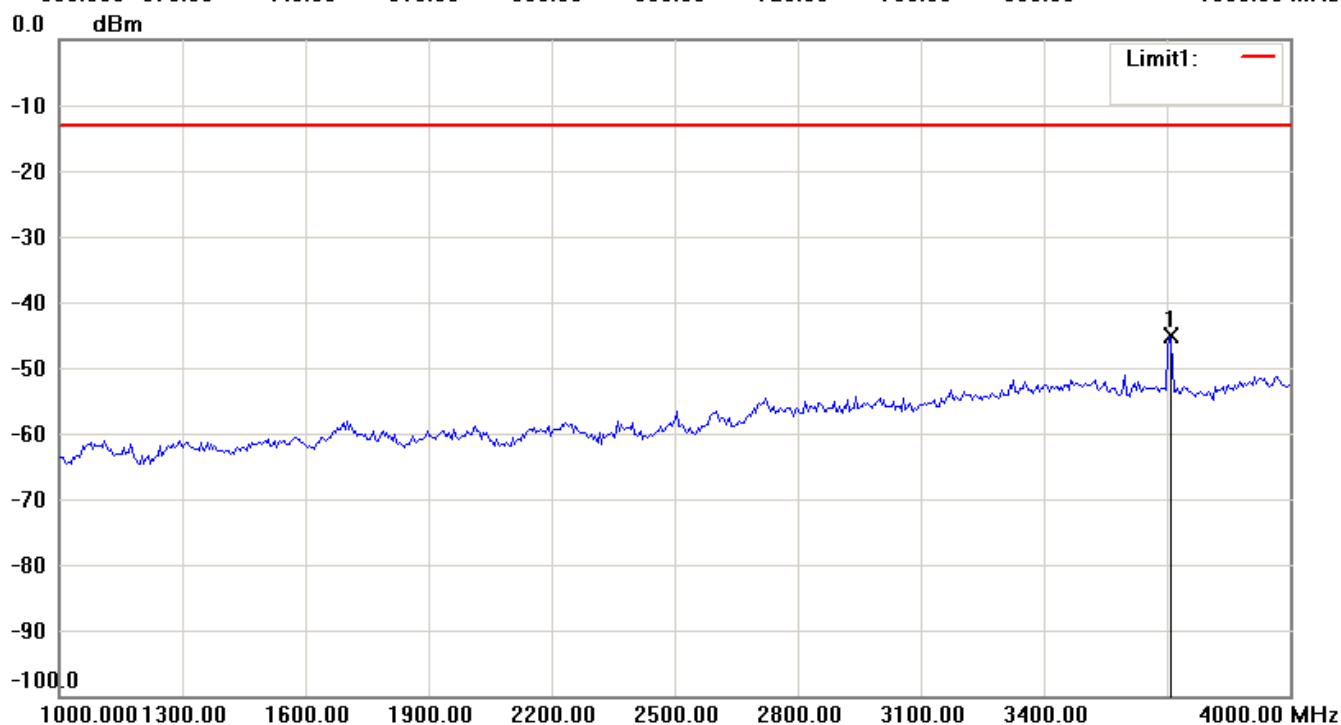
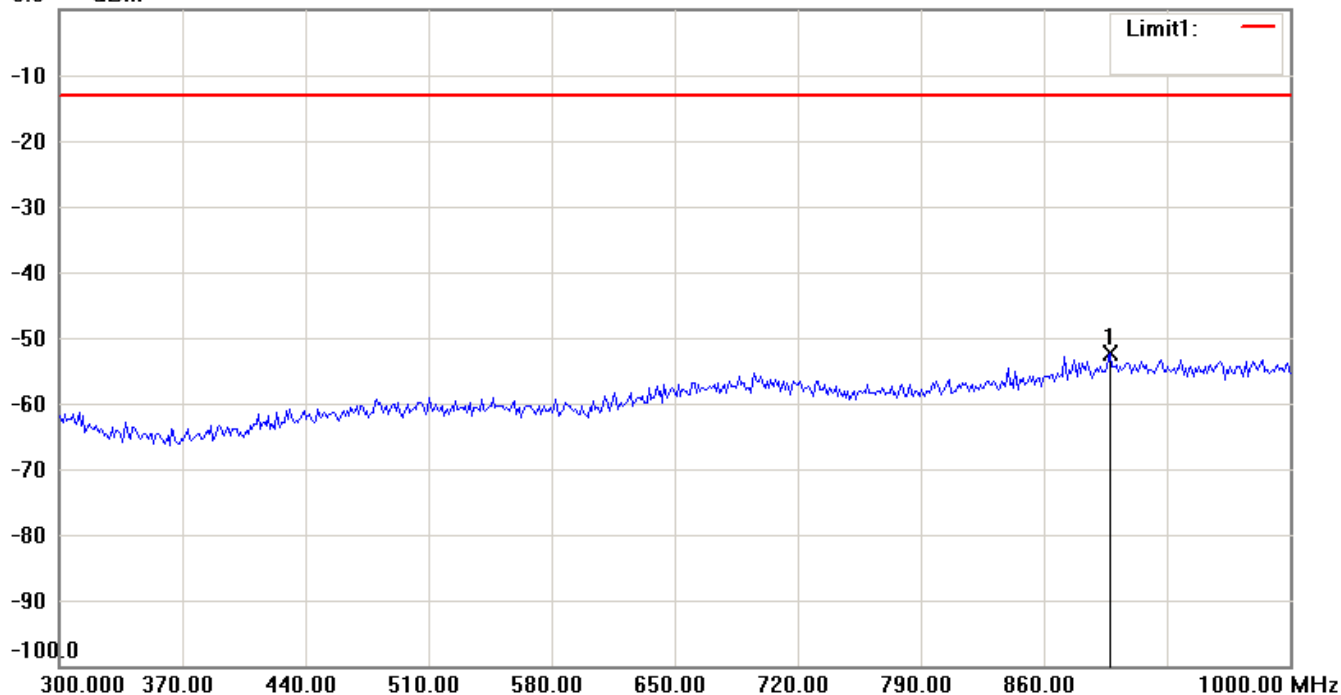
1. The attached measurement plots are preliminarily pre-scanned with peak detector for determining the final checking frequencies and are for reference only.
2. The some frequencies may exceed the limit line without the specified detectors, but that cannot present the results are failed to the specification of test standard.
3. For corrected test results are listed in the relevant table of radiated test data of this test report.



Report Number: W6M21103-11284-P-2224

FCC ID: UZI-PR30

0.0 dBm



Up Line: Peak Limit Line

Down Line: Ave Limit Line

Note:

1. The attached measurement plots are preliminarily pre-scanned with peak detector for determining the final checking frequencies and are for reference only.
2. The some frequencies may exceed the limit line without the specified detectors, but that cannot present the results are failed to the specification of test standard.
3. For corrected test results are listed in the relevant table of radiated test data of this test report.

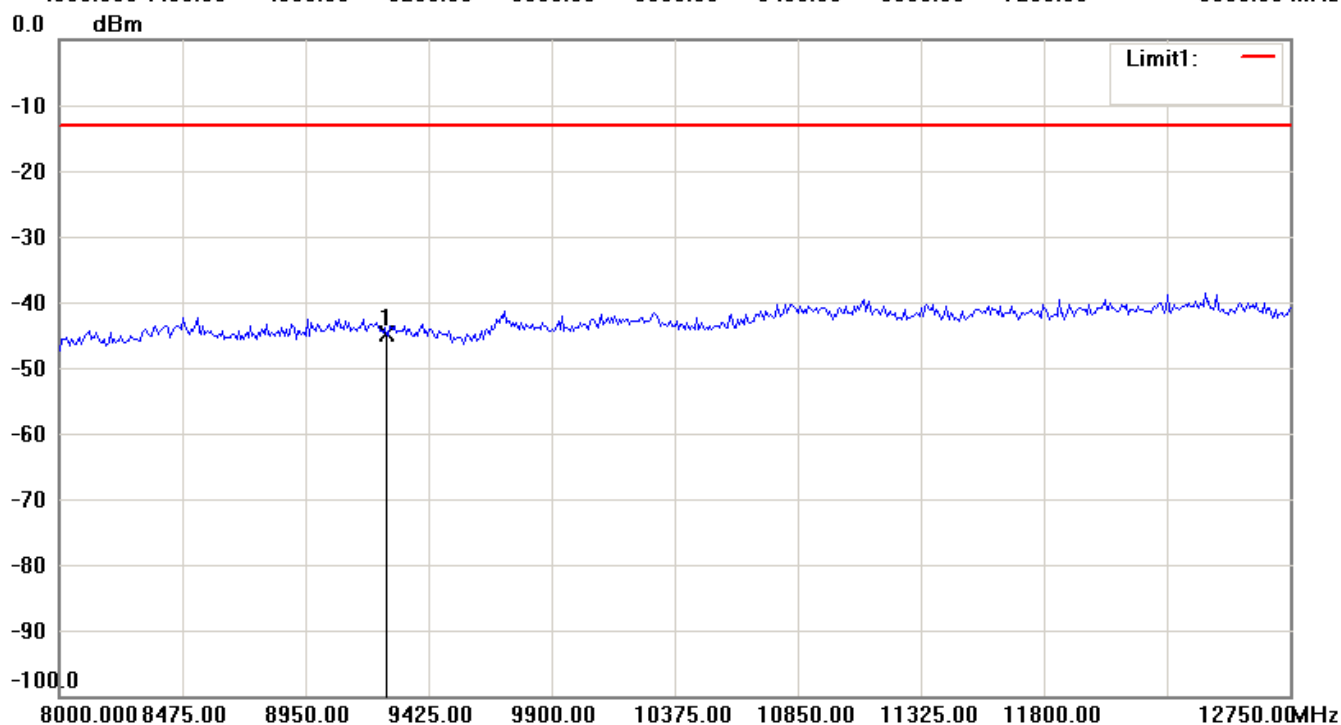
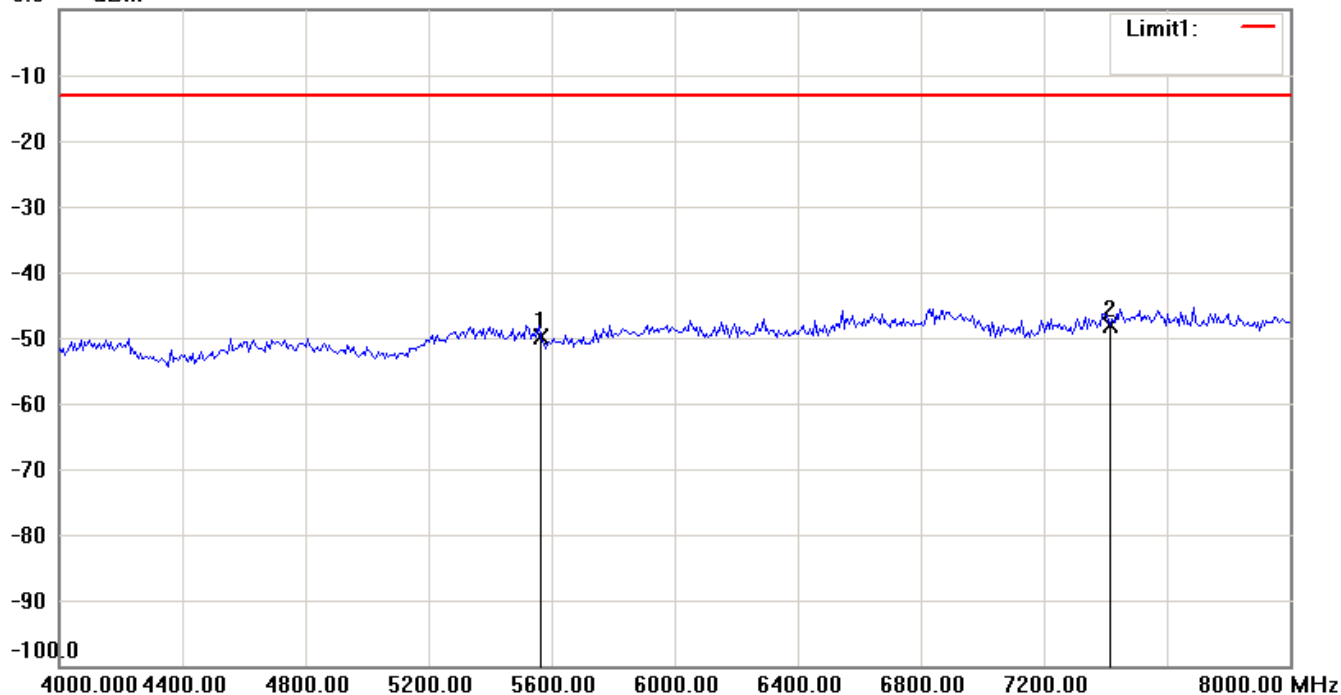


Worldwide Testing Services(Taiwan) Co., Ltd.

Report Number: W6M21103-11284-P-2224

FCC ID: UZI-PR30

0.0 dBm




Up Line: Peak Limit Line

Down Line: Ave Limit Line

Note:

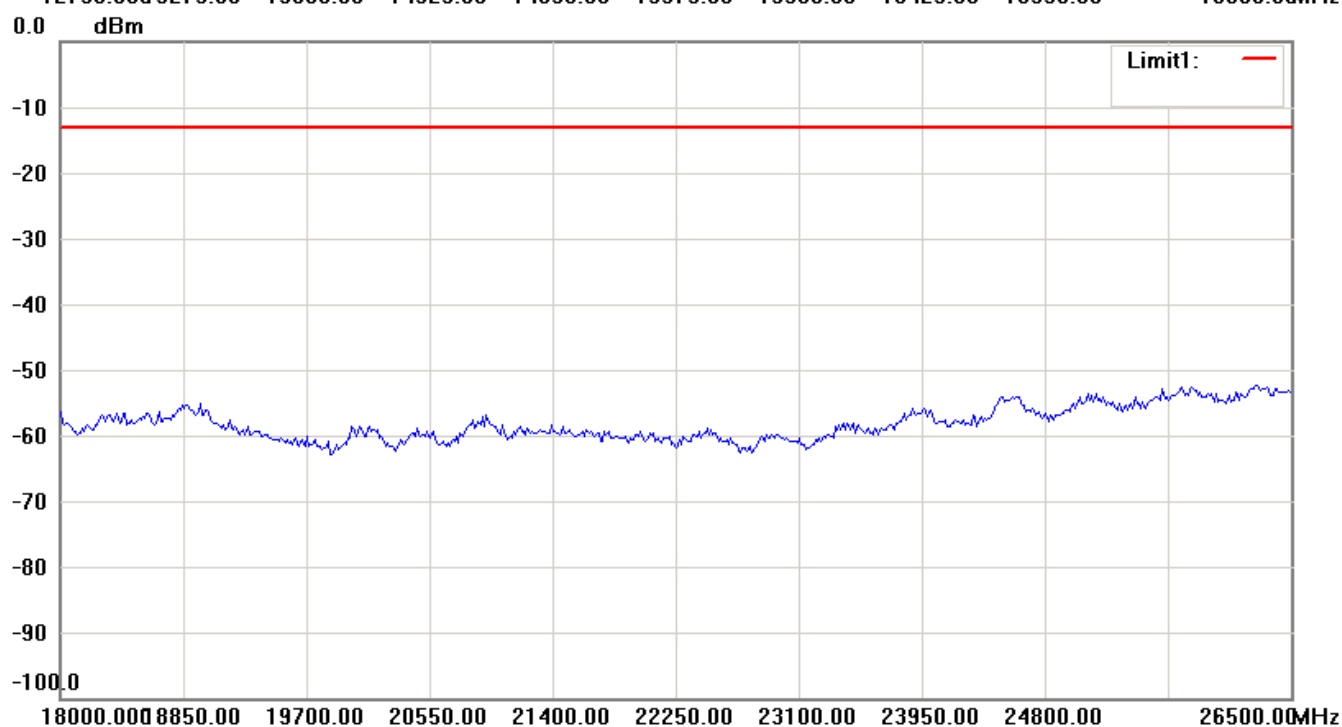
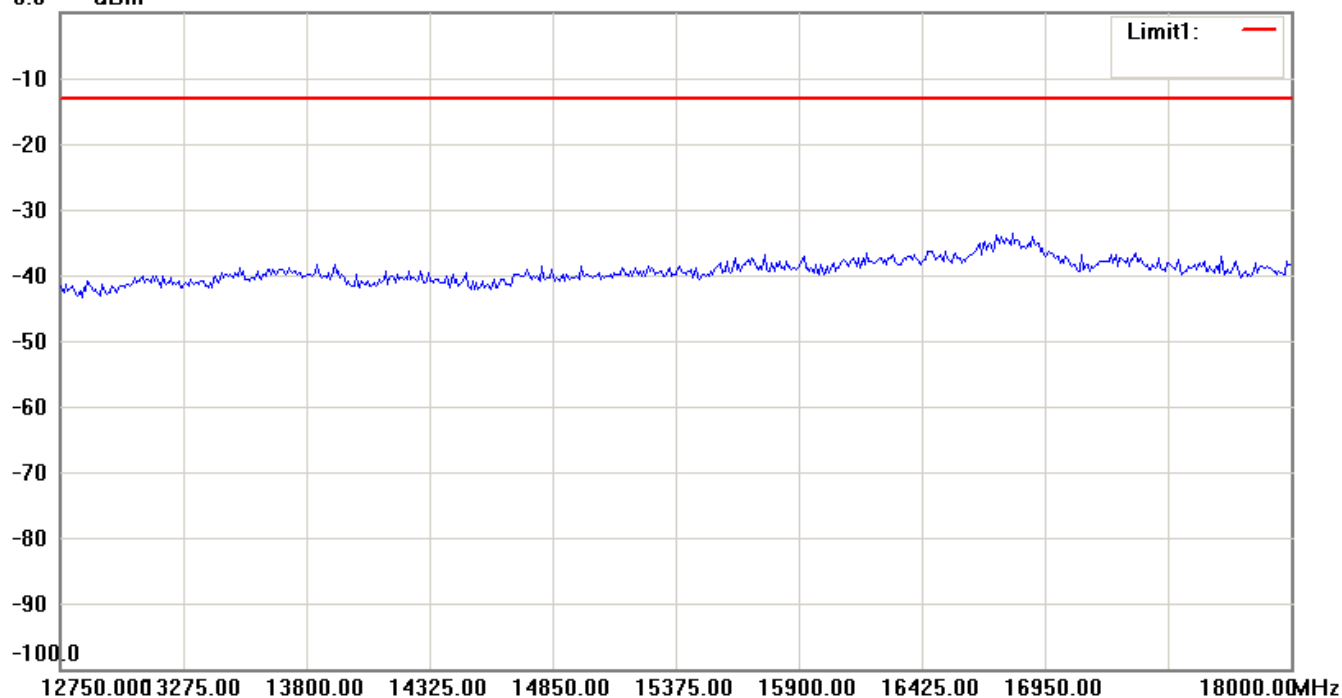
1. The attached measurement plots are preliminarily pre-scanned with peak detector for determining the final checking frequencies and are for reference only.
2. The some frequencies may exceed the limit line without the specified detectors, but that cannot present the results are failed to the specification of test standard.
3. For corrected test results are listed in the relevant table of radiated test data of this test report.



Report Number: W6M21103-11284-P-2224

FCC ID: UZI-PR30

0.0 dBm




Up Line: Peak Limit Line

Down Line: Ave Limit Line

Note:

1. The attached measurement plots are preliminarily pre-scanned with peak detector for determining the final checking frequencies and are for reference only.
2. The some frequencies may exceed the limit line without the specified detectors, but that cannot present the results are failed to the specification of test standard.
3. For corrected test results are listed in the relevant table of radiated test data of this test report.



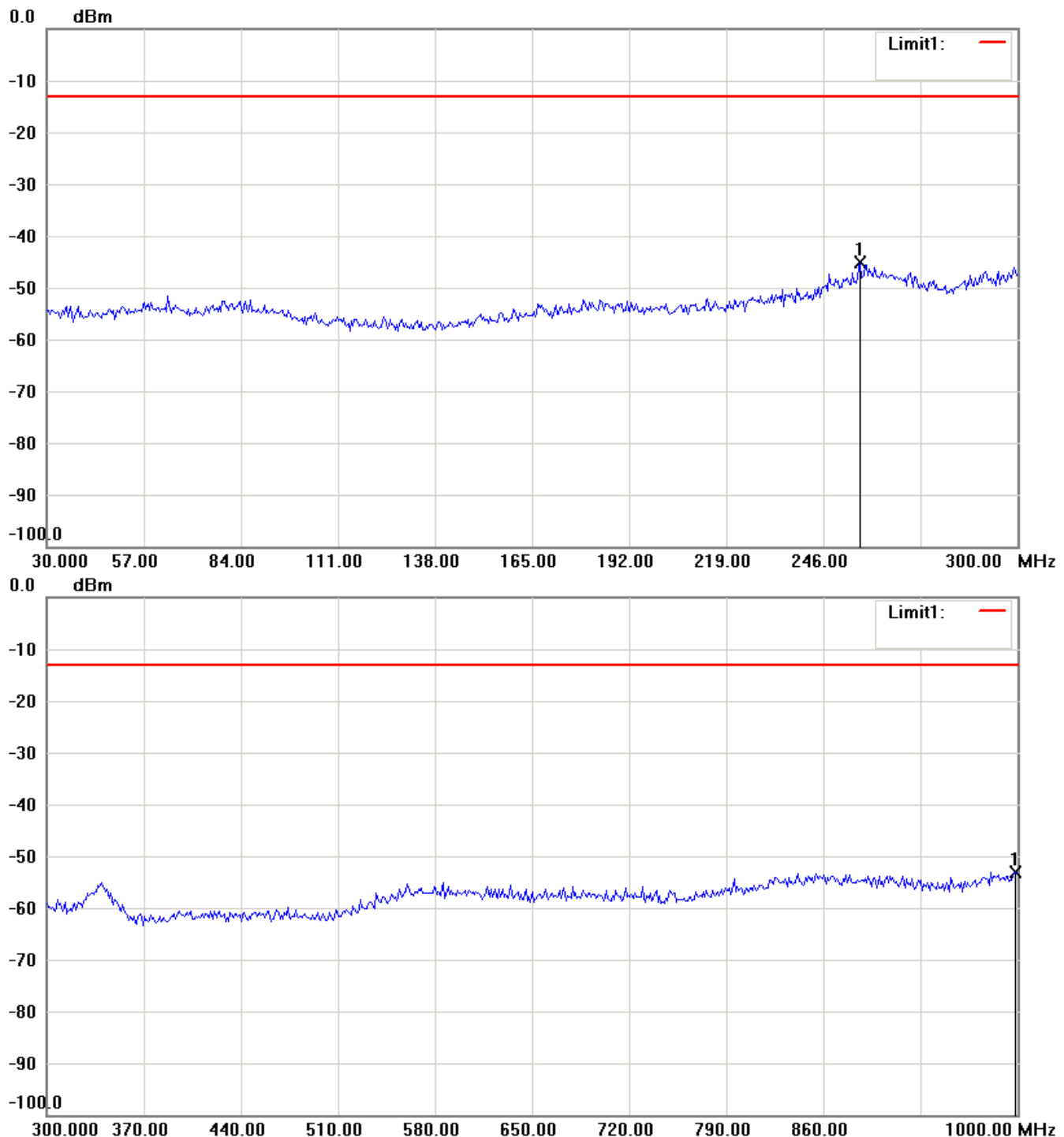
Worldwide Testing Services(Taiwan) Co., Ltd.

Report Number: W6M21103-11284-P-2224

FCC ID: UZI-PR30

Band II_CH 9400_4.2 V

Antenna Polarization H




Up Line: Peak Limit Line

Down Line: Ave Limit Line

Note:

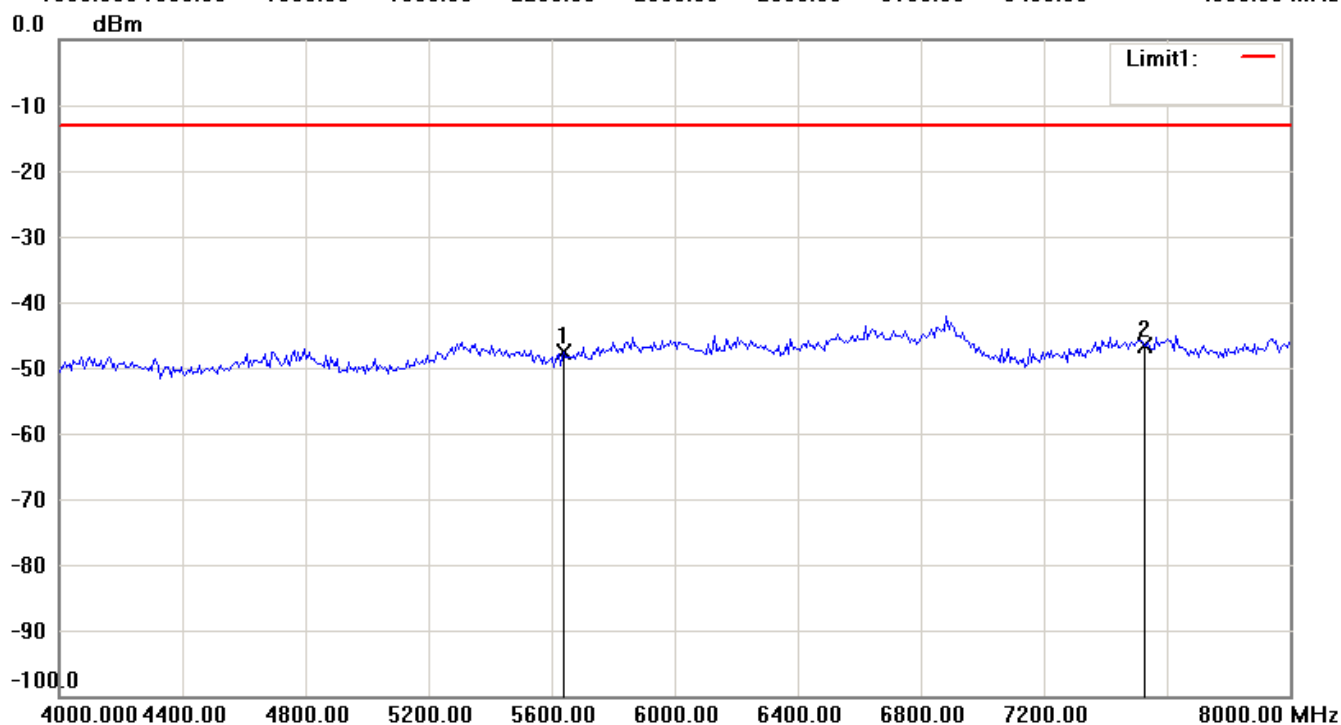
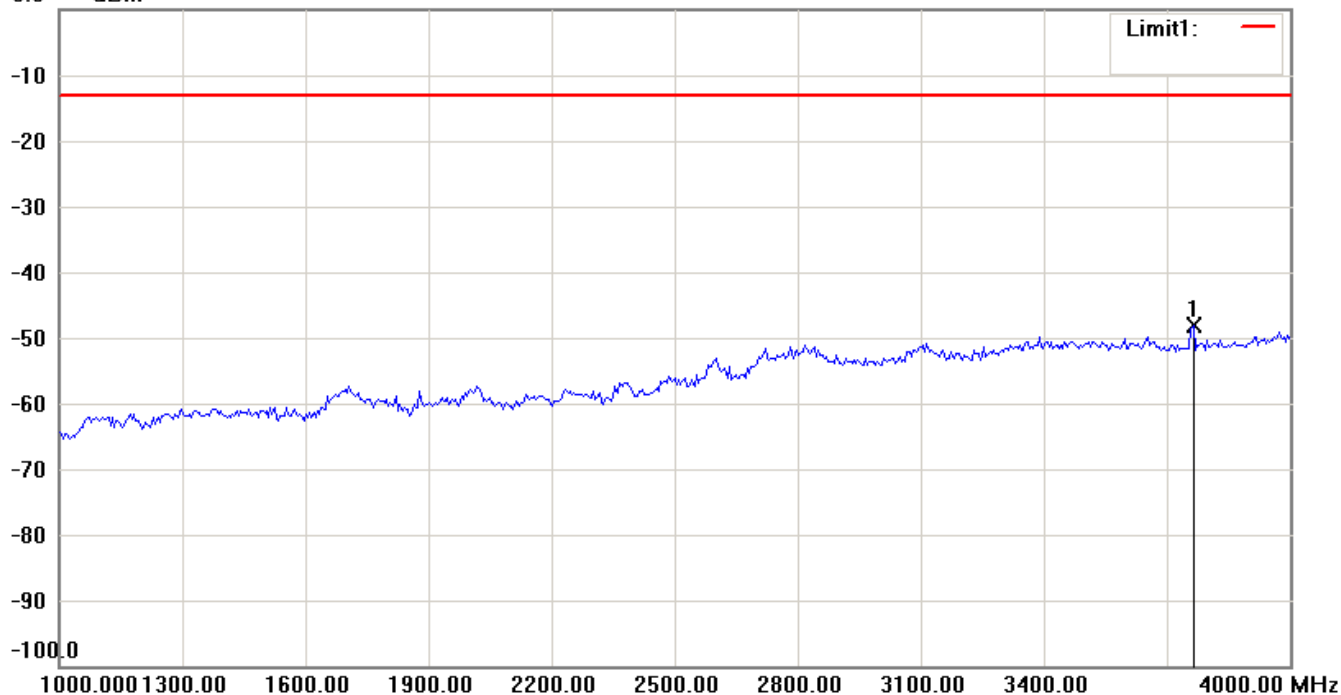
1. The attached measurement plots are preliminarily pre-scanned with peak detector for determining the final checking frequencies and are for reference only.
2. The some frequencies may exceed the limit line without the specified detectors, but that cannot present the results are failed to the specification of test standard.
3. For corrected test results are listed in the relevant table of radiated test data of this test report.



Report Number: W6M21103-11284-P-2224

FCC ID: UZI-PR30

0.0 dBm




Up Line: Peak Limit Line

Down Line: Ave Limit Line

Note:

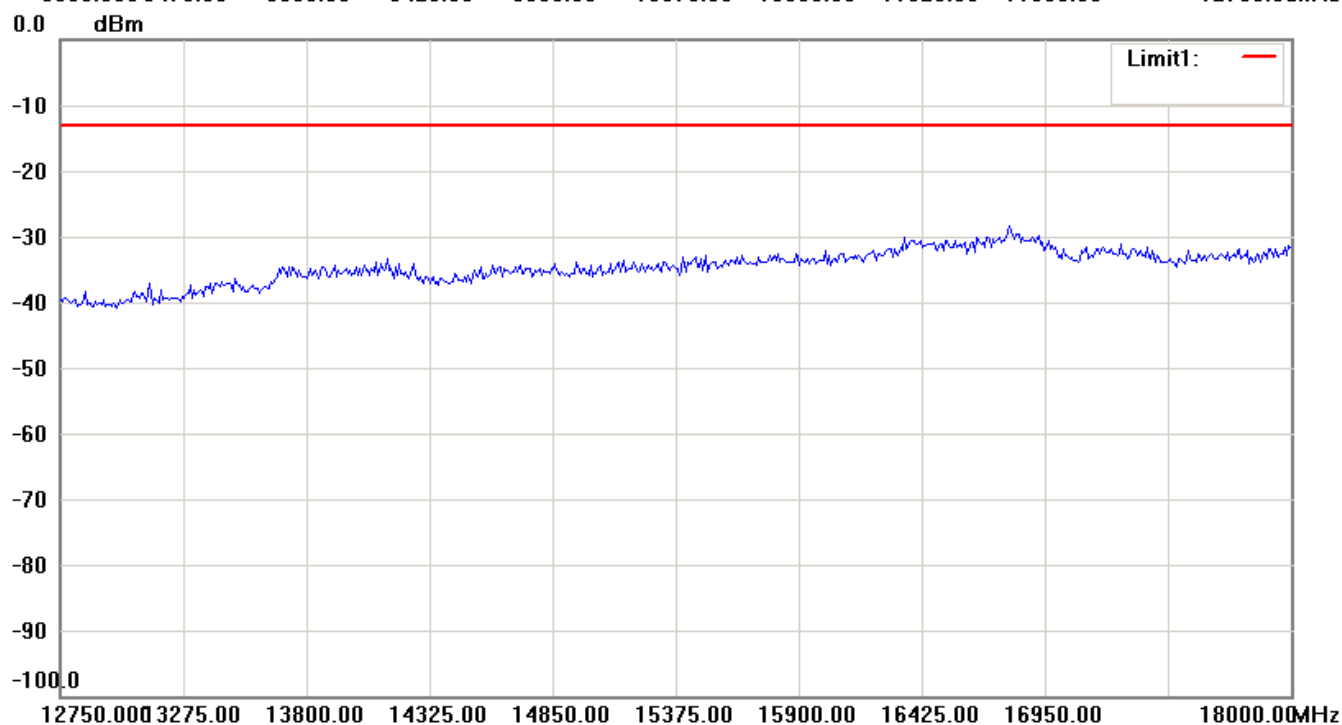
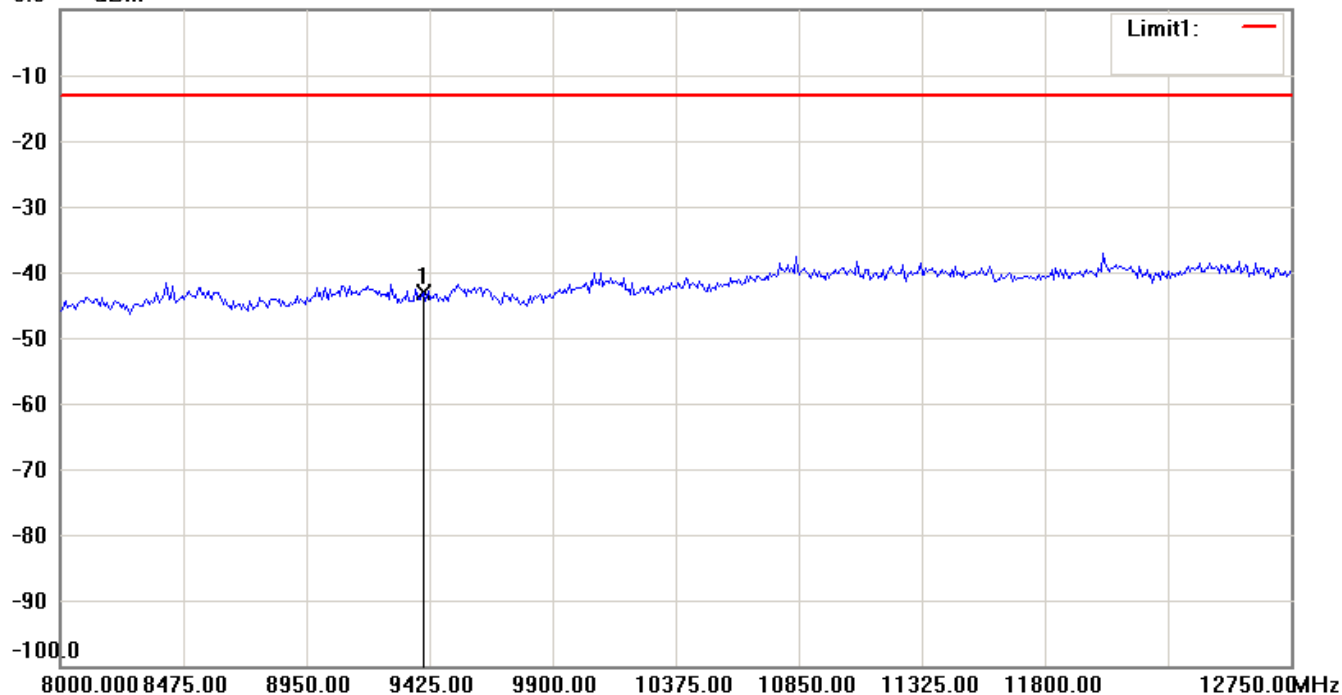
1. The attached measurement plots are preliminarily pre-scanned with peak detector for determining the final checking frequencies and are for reference only.
2. The some frequencies may exceed the limit line without the specified detectors, but that cannot present the results are failed to the specification of test standard.
3. For corrected test results are listed in the relevant table of radiated test data of this test report.



Report Number: W6M21103-11284-P-2224

FCC ID: UZI-PR30

0.0 dBm




Up Line: Peak Limit Line

Down Line: Ave Limit Line

Note:

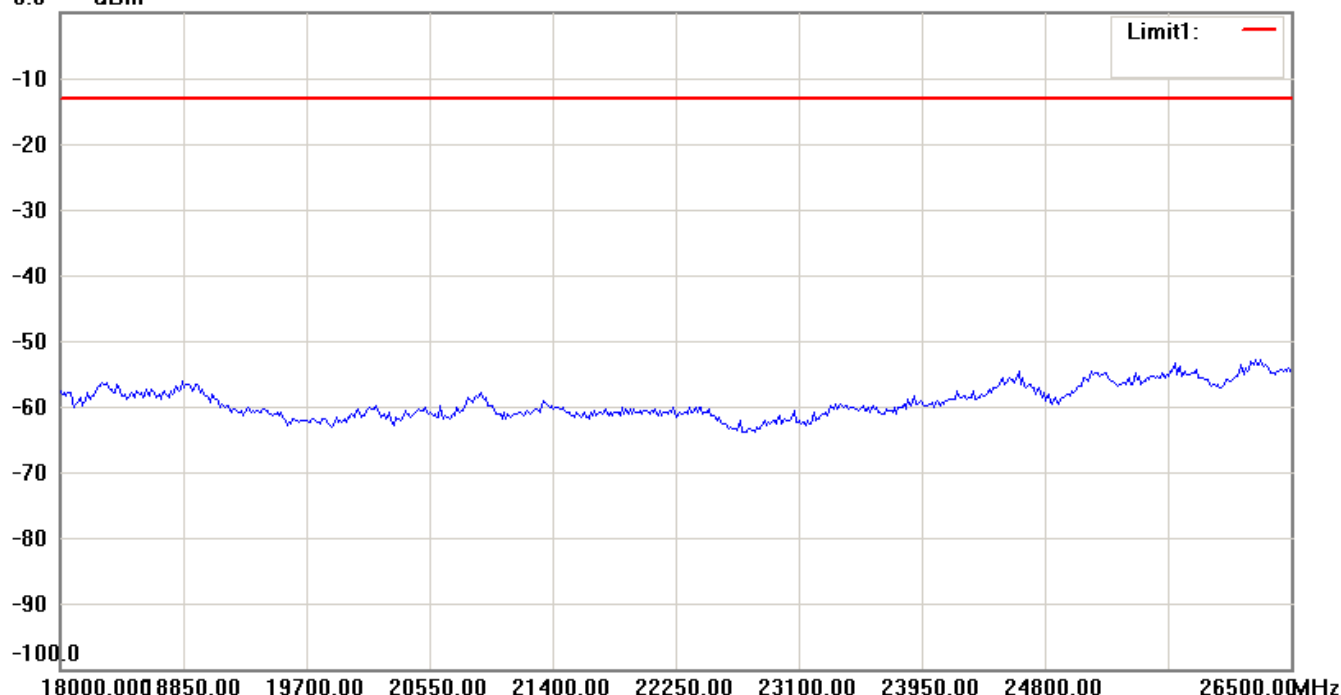
1. The attached measurement plots are preliminarily pre-scanned with peak detector for determining the final checking frequencies and are for reference only.
2. The some frequencies may exceed the limit line without the specified detectors, but that cannot present the results are failed to the specification of test standard.
3. For corrected test results are listed in the relevant table of radiated test data of this test report.



Report Number: W6M21103-11284-P-2224

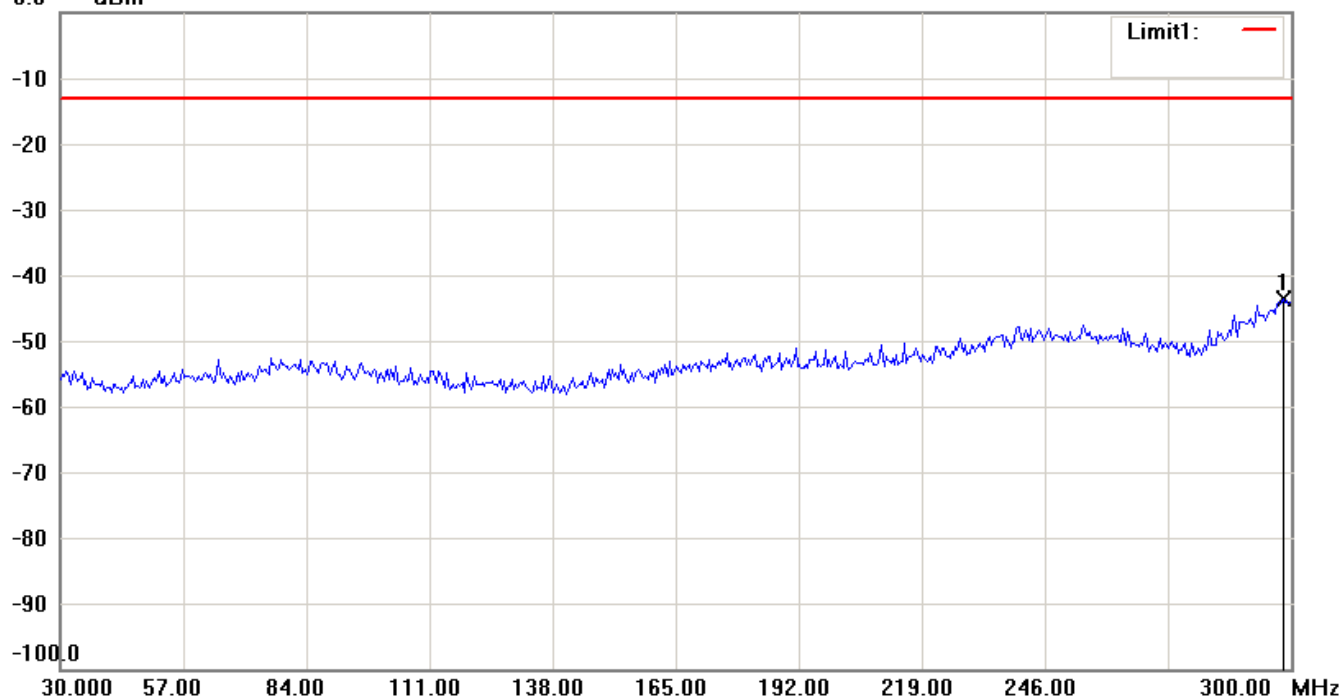
FCC ID: UZI-PR30

0.0 dBm



Antenna Polarization V

0.0 dBm



Up Line: Peak Limit Line

Down Line: Ave Limit Line

Note:

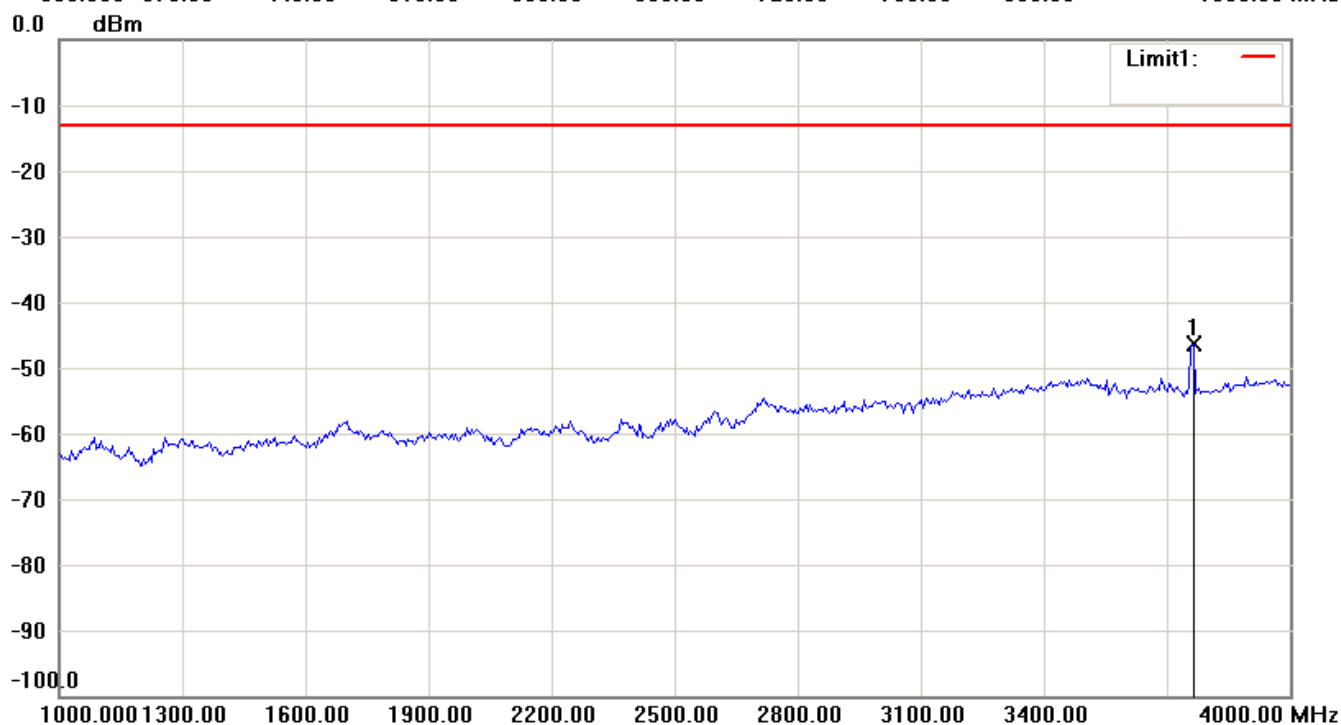
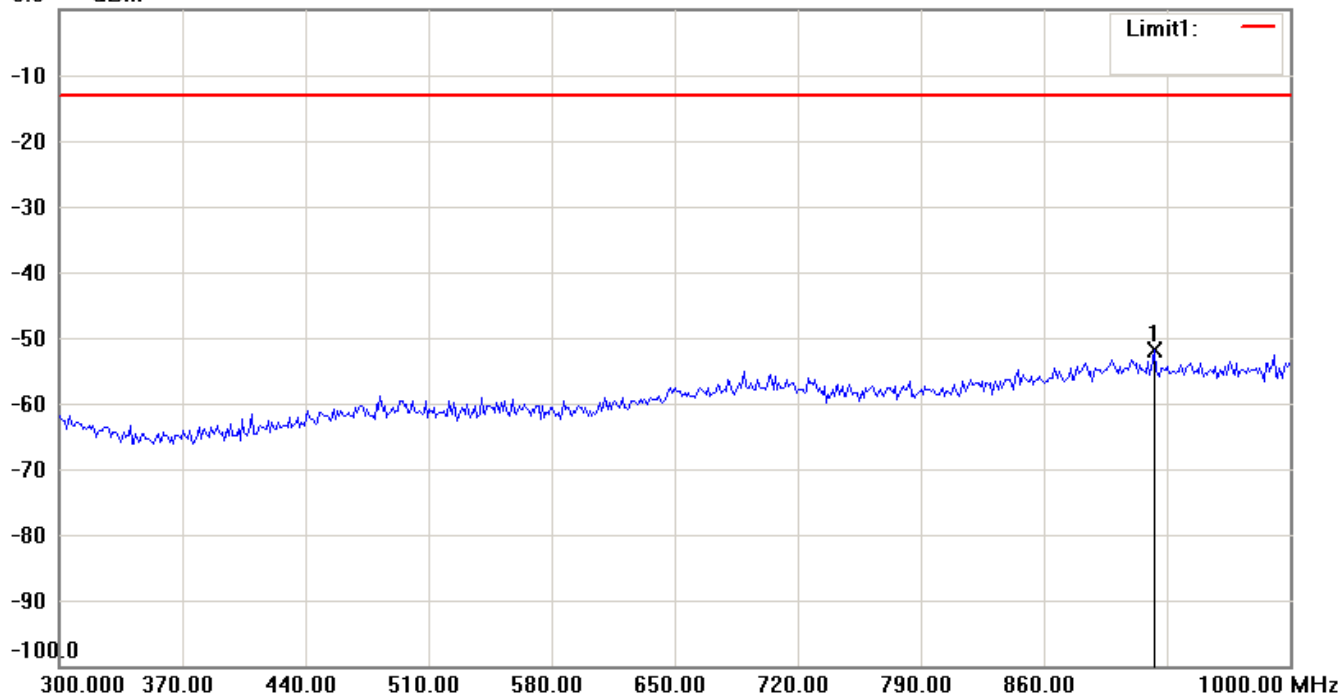
1. The attached measurement plots are preliminarily pre-scanned with peak detector for determining the final checking frequencies and are for reference only.
2. The some frequencies may exceed the limit line without the specified detectors, but that cannot present the results are failed to the specification of test standard.
3. For corrected test results are listed in the relevant table of radiated test data of this test report.



Report Number: W6M21103-11284-P-2224

FCC ID: UZI-PR30

0.0 dBm




Up Line: Peak Limit Line

Down Line: Ave Limit Line

Note:

1. The attached measurement plots are preliminarily pre-scanned with peak detector for determining the final checking frequencies and are for reference only.
2. The some frequencies may exceed the limit line without the specified detectors, but that cannot present the results are failed to the specification of test standard.
3. For corrected test results are listed in the relevant table of radiated test data of this test report.

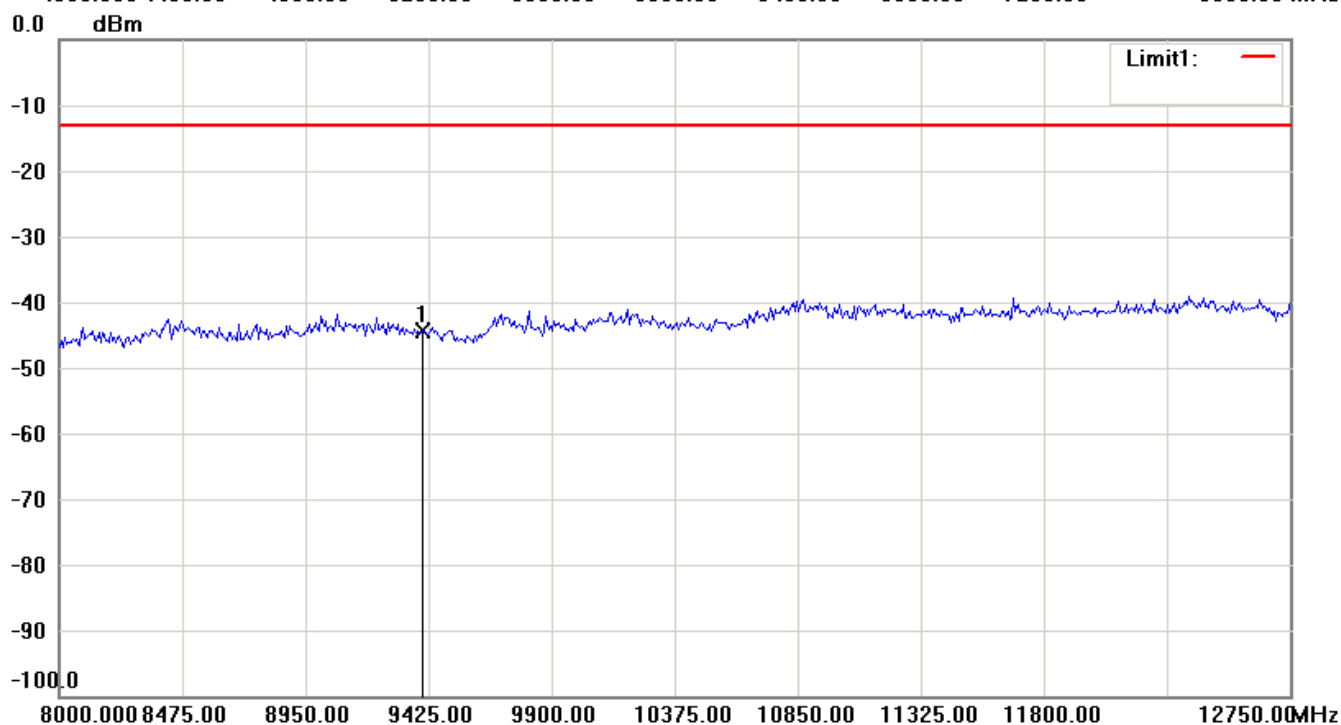
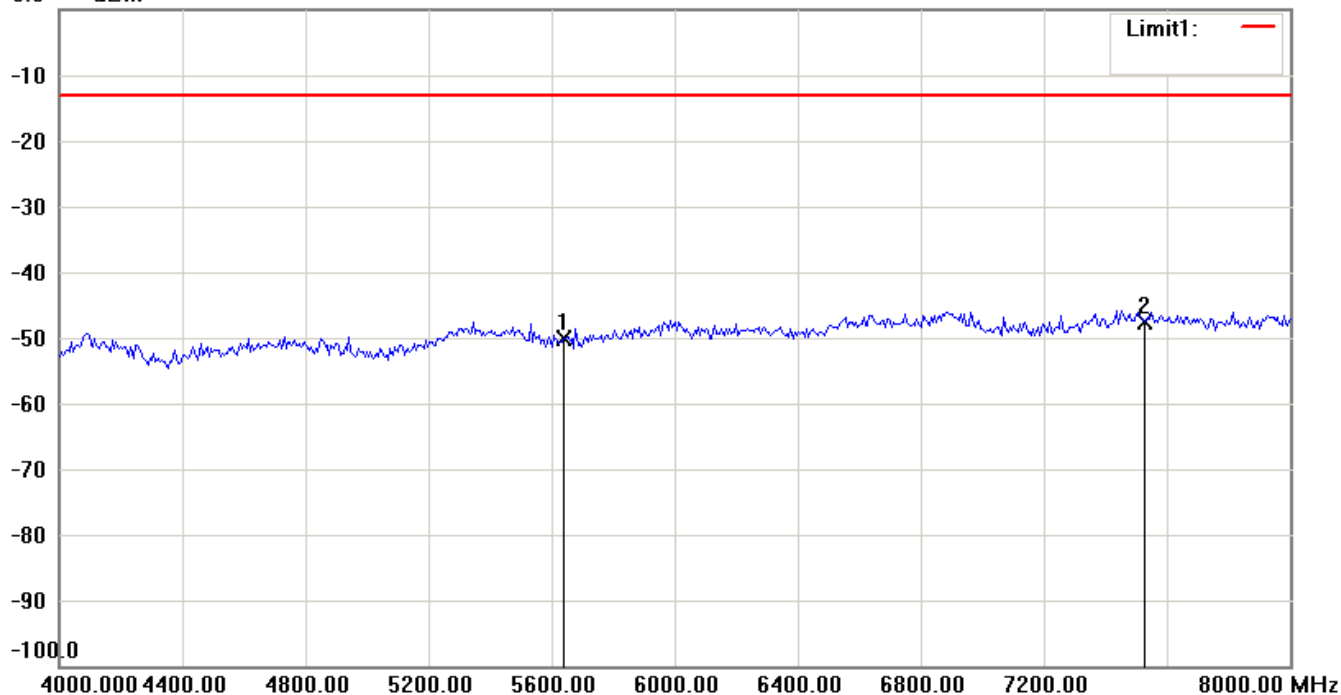


Worldwide Testing Services(Taiwan) Co., Ltd.

Report Number: W6M21103-11284-P-2224

FCC ID: UZI-PR30

0.0 dBm



Up Line: Peak Limit Line

Down Line: Ave Limit Line

Note:

1. The attached measurement plots are preliminarily pre-scanned with peak detector for determining the final checking frequencies and are for reference only.
2. The some frequencies may exceed the limit line without the specified detectors, but that cannot present the results are failed to the specification of test standard.
3. For corrected test results are listed in the relevant table of radiated test data of this test report.

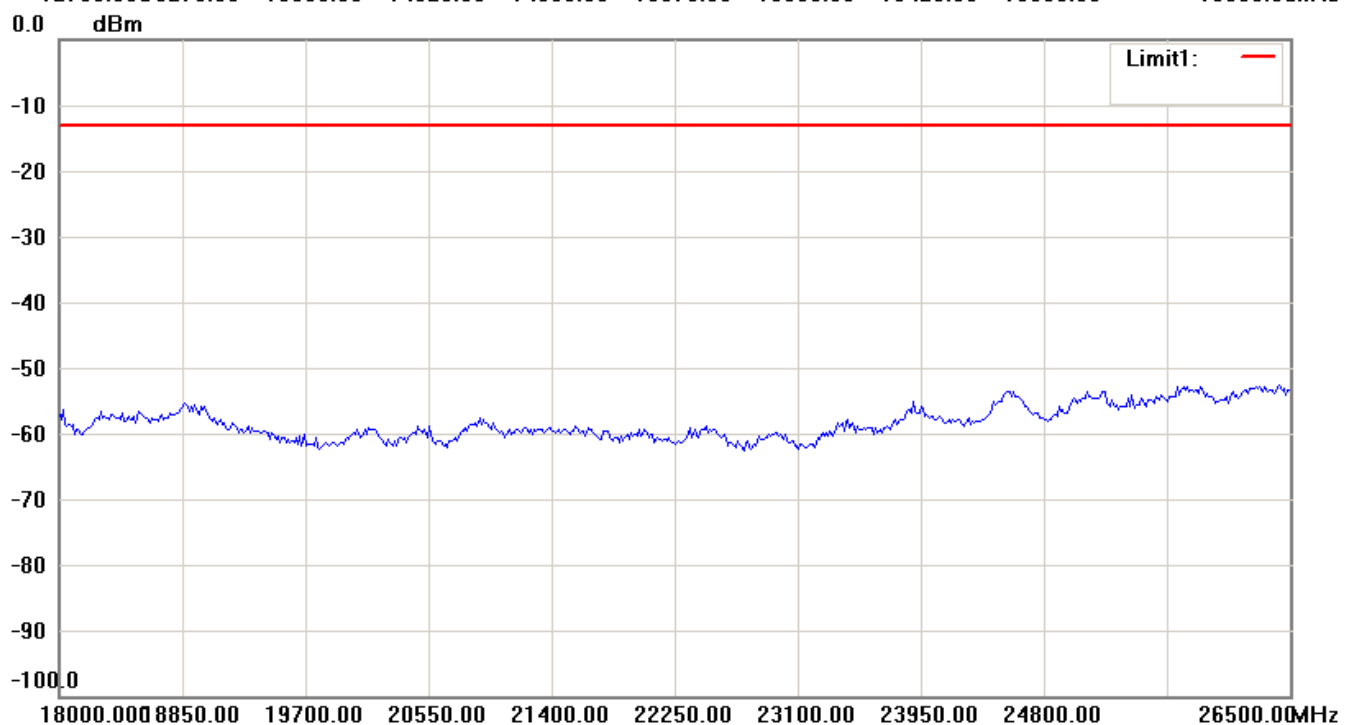
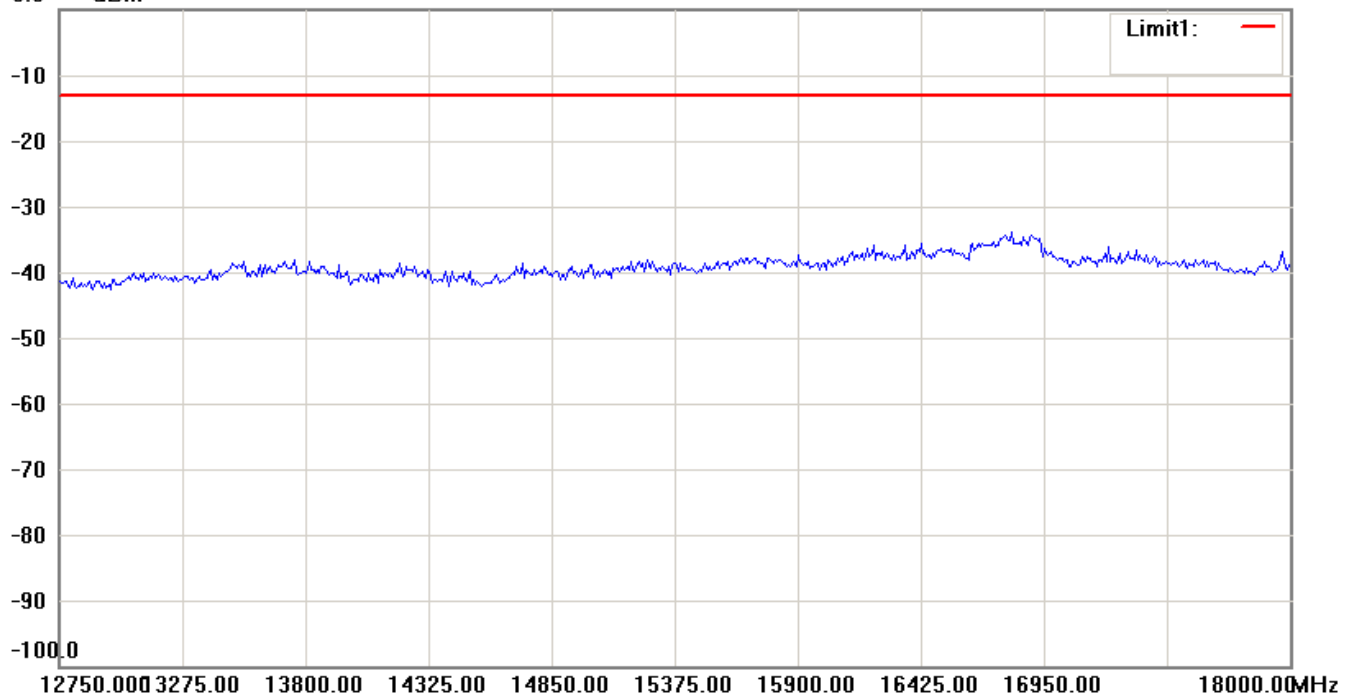


Worldwide Testing Services(Taiwan) Co., Ltd.

Report Number: W6M21103-11284-P-2224

FCC ID: UZI-PR30

0.0 dBm




Up Line: Peak Limit Line

Down Line: Ave Limit Line

Note:

1. The attached measurement plots are preliminarily pre-scanned with peak detector for determining the final checking frequencies and are for reference only.
2. The some frequencies may exceed the limit line without the specified detectors, but that cannot present the results are failed to the specification of test standard.
3. For corrected test results are listed in the relevant table of radiated test data of this test report.



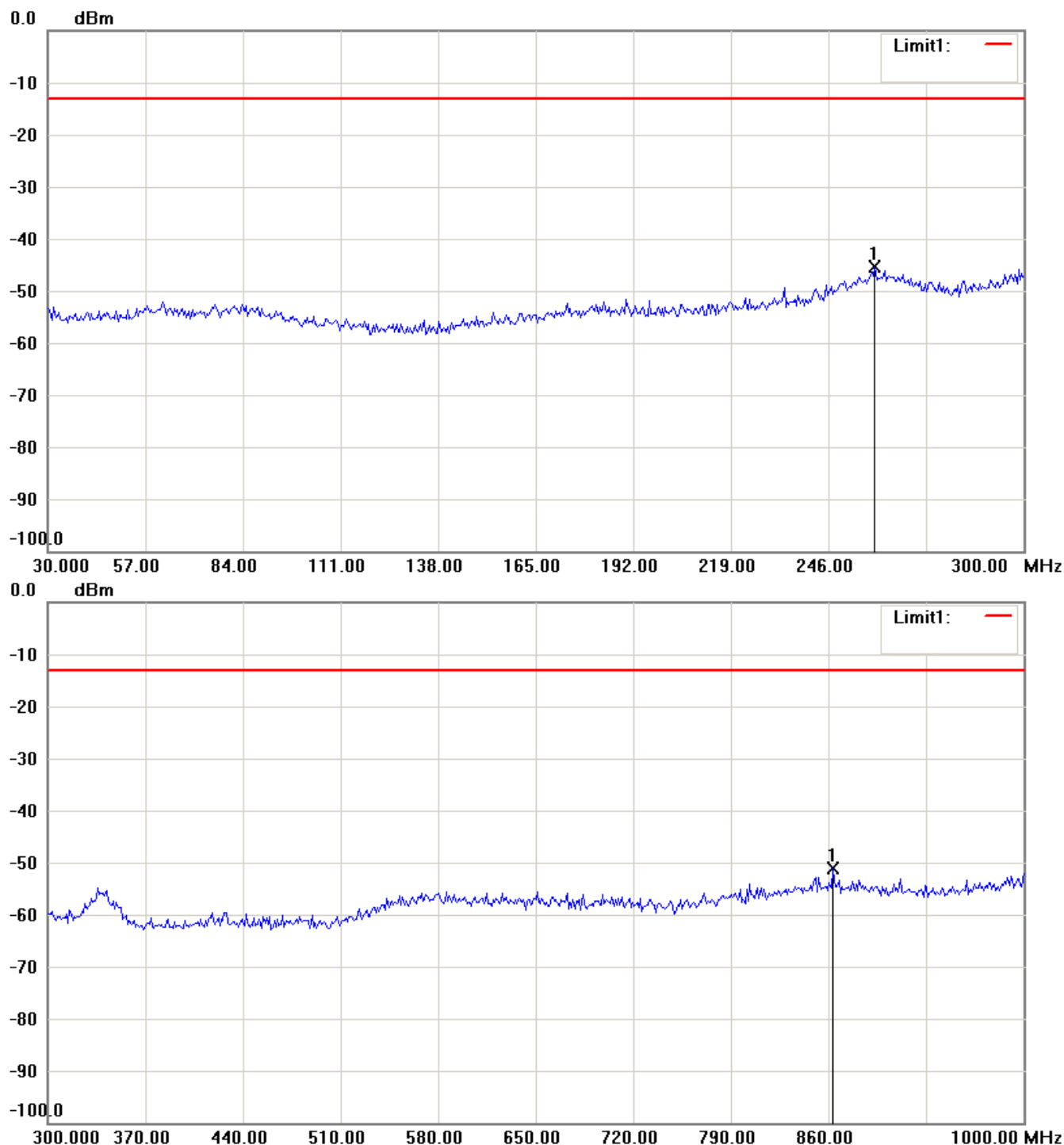
Worldwide Testing Services(Taiwan) Co., Ltd.

Report Number: W6M21103-11284-P-2224

FCC ID: UZI-PR30

Band II_CH 9400_3.5 V

Antenna Polarization H




Up Line: Peak Limit Line

Down Line: Ave Limit Line

Note:

1. The attached measurement plots are preliminarily pre-scanned with peak detector for determining the final checking frequencies and are for reference only.
2. The some frequencies may exceed the limit line without the specified detectors, but that cannot present the results are failed to the specification of test standard.
3. For corrected test results are listed in the relevant table of radiated test data of this test report.

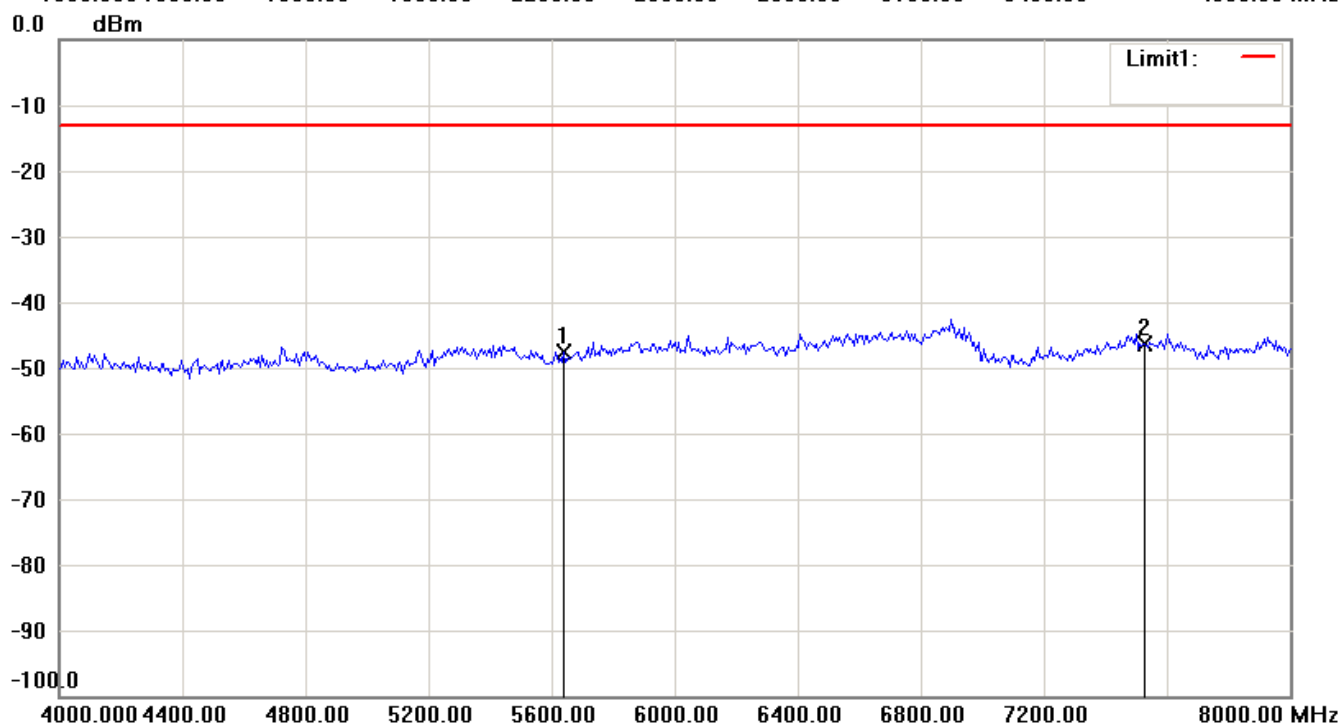
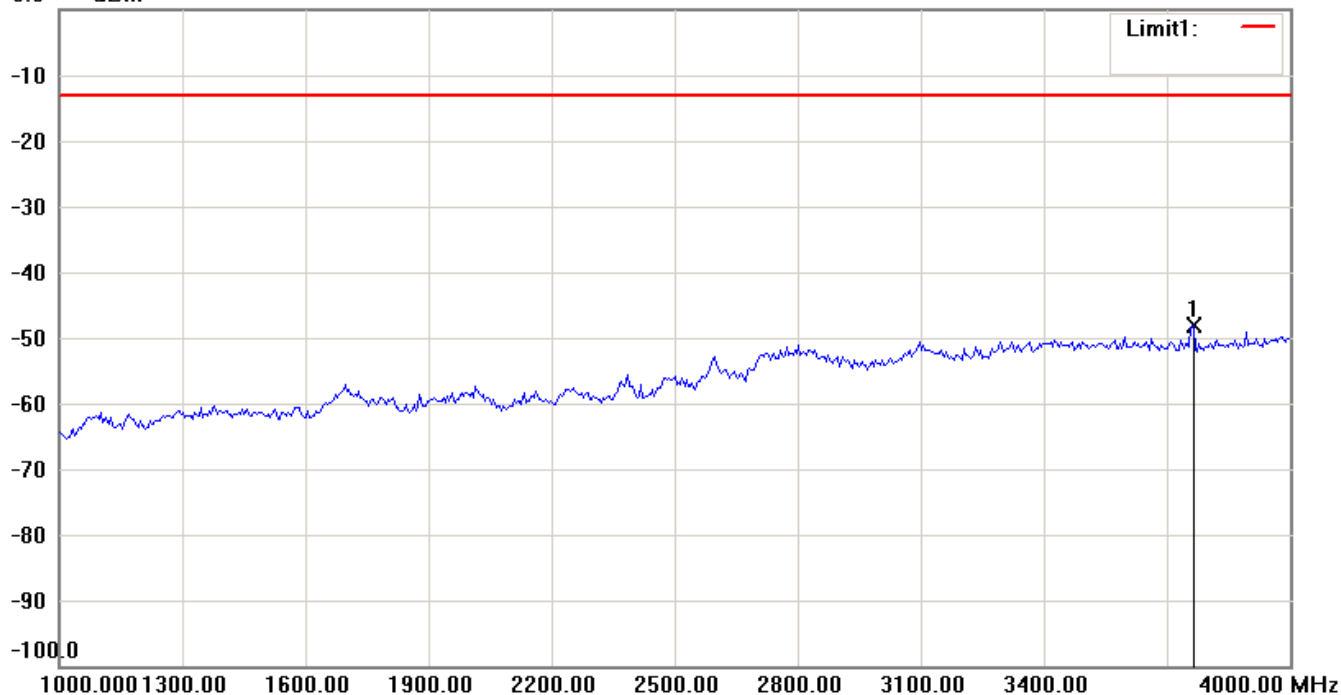


Worldwide Testing Services(Taiwan) Co., Ltd.

Report Number: W6M21103-11284-P-2224

FCC ID: UZI-PR30

0.0 dBm




Up Line: Peak Limit Line

Down Line: Ave Limit Line

Note:

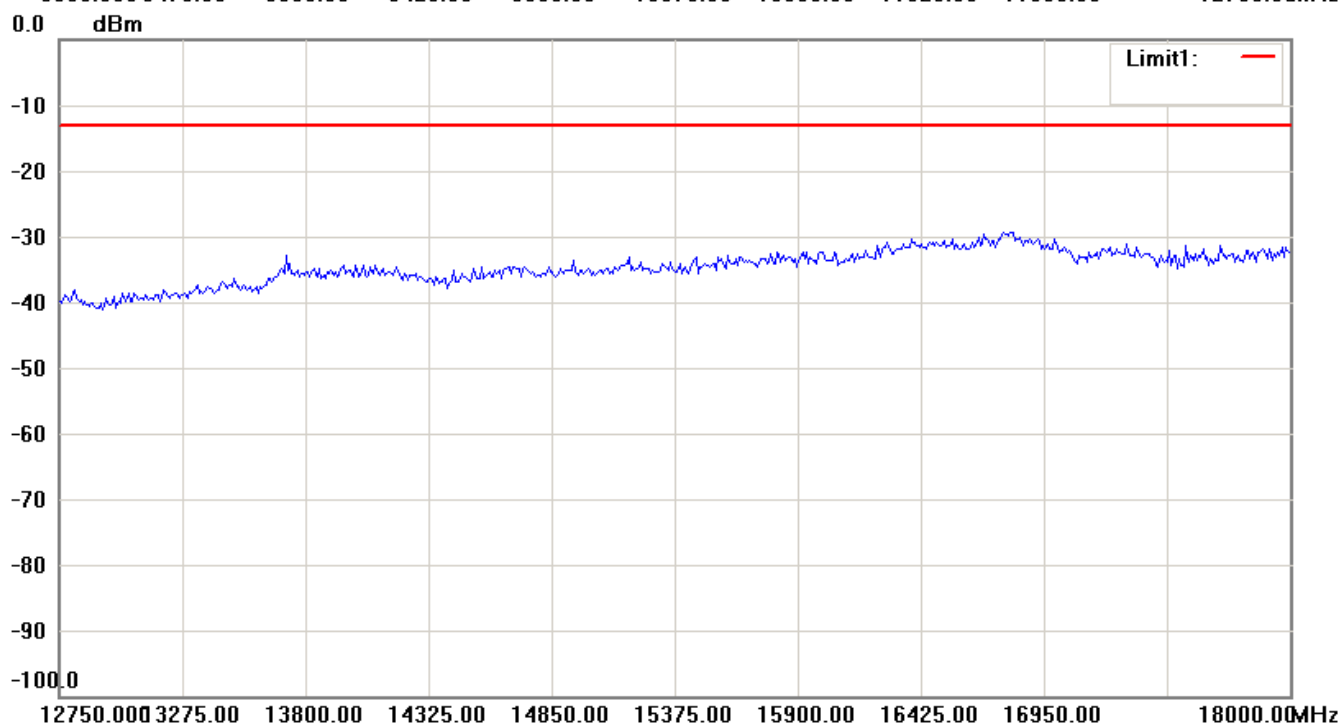
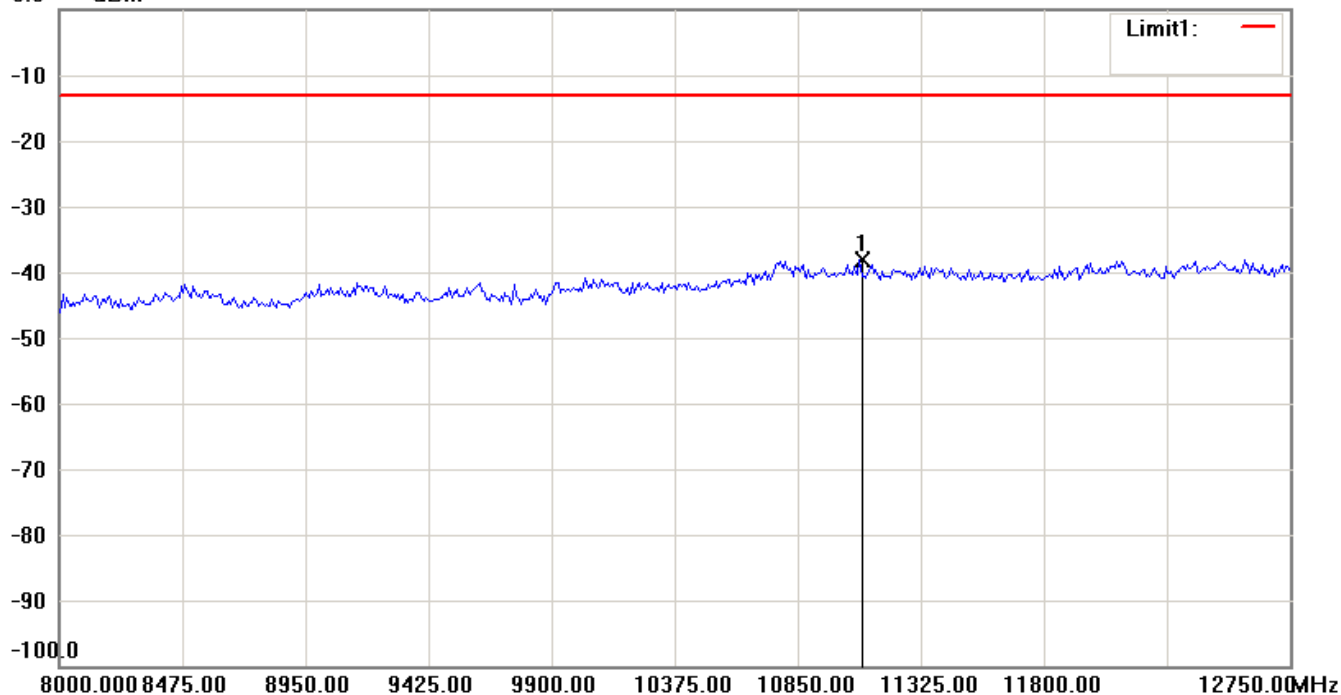
1. The attached measurement plots are preliminarily pre-scanned with peak detector for determining the final checking frequencies and are for reference only.
2. The some frequencies may exceed the limit line without the specified detectors, but that cannot present the results are failed to the specification of test standard.
3. For corrected test results are listed in the relevant table of radiated test data of this test report.



Report Number: W6M21103-11284-P-2224

FCC ID: UZI-PR30

0.0 dBm



Up Line: Peak Limit Line

Down Line: Ave Limit Line

Note:

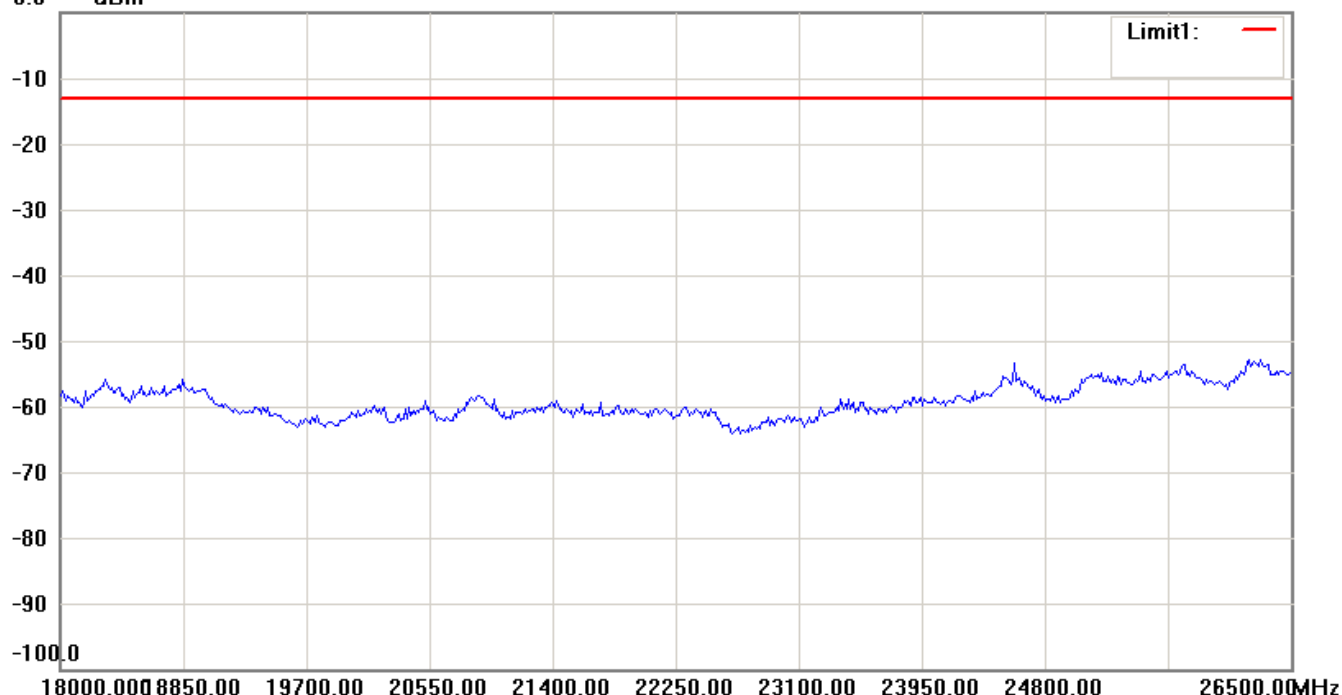
1. The attached measurement plots are preliminarily pre-scanned with peak detector for determining the final checking frequencies and are for reference only.
2. The some frequencies may exceed the limit line without the specified detectors, but that cannot present the results are failed to the specification of test standard.
3. For corrected test results are listed in the relevant table of radiated test data of this test report.



Report Number: W6M21103-11284-P-2224

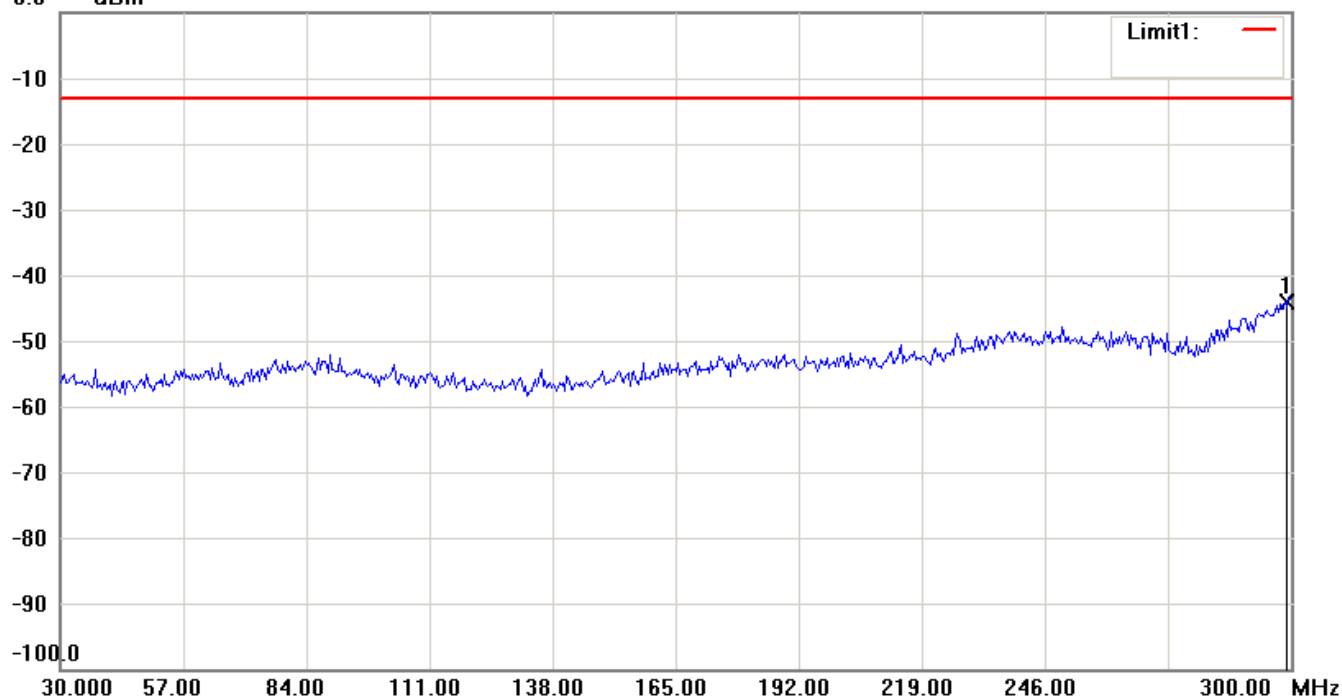
FCC ID: UZI-PR30

0.0 dBm



Antenna Polarization V

0.0 dBm




Up Line: Peak Limit Line

Down Line: Ave Limit Line

Note:

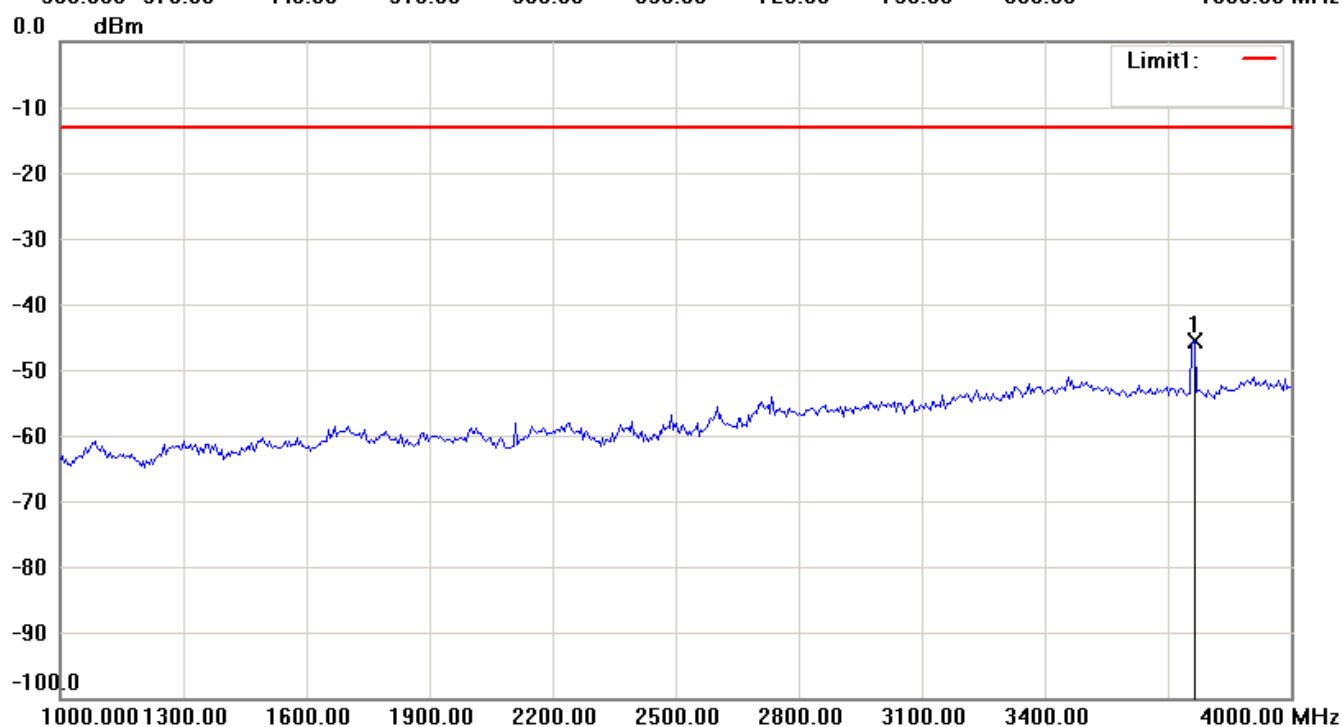
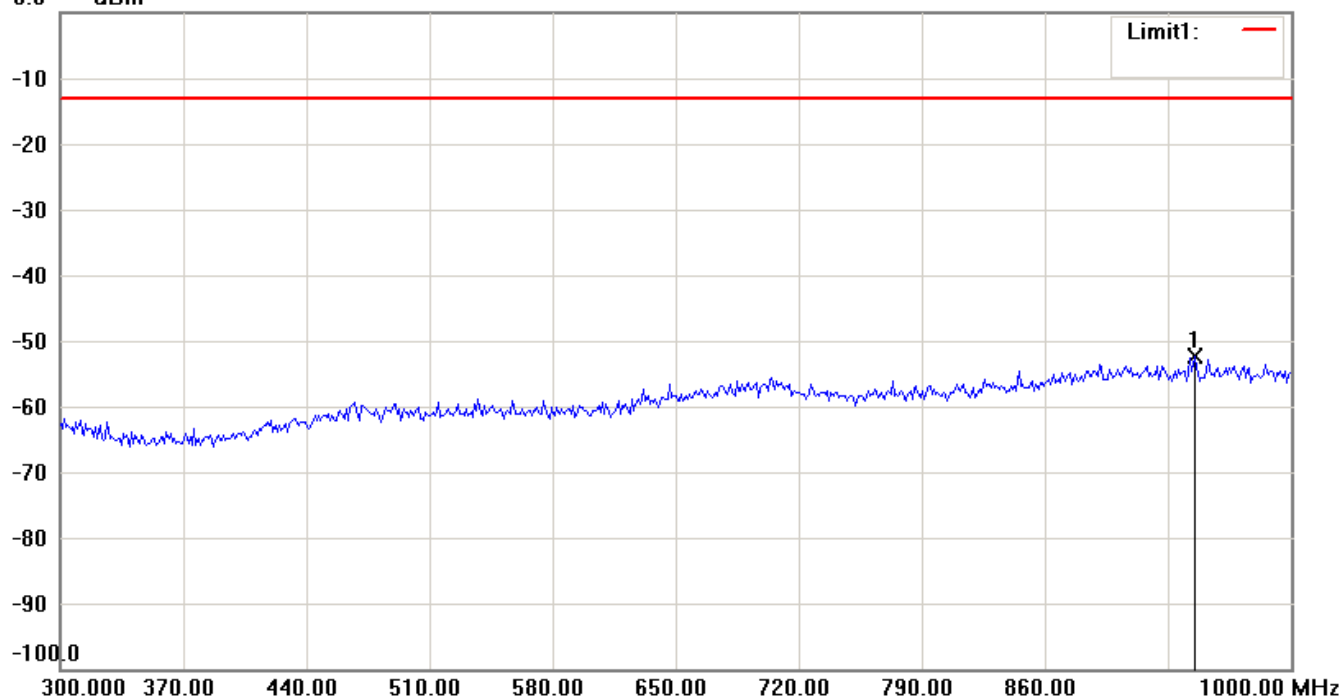
1. The attached measurement plots are preliminarily pre-scanned with peak detector for determining the final checking frequencies and are for reference only.
2. The some frequencies may exceed the limit line without the specified detectors, but that cannot present the results are failed to the specification of test standard.
3. For corrected test results are listed in the relevant table of radiated test data of this test report.



Report Number: W6M21103-11284-P-2224

FCC ID: UZI-PR30

0.0 dBm



Up Line: Peak Limit Line

Down Line: Ave Limit Line

Note:

1. The attached measurement plots are preliminarily pre-scanned with peak detector for determining the final checking frequencies and are for reference only.
2. The some frequencies may exceed the limit line without the specified detectors, but that cannot present the results are failed to the specification of test standard.
3. For corrected test results are listed in the relevant table of radiated test data of this test report.

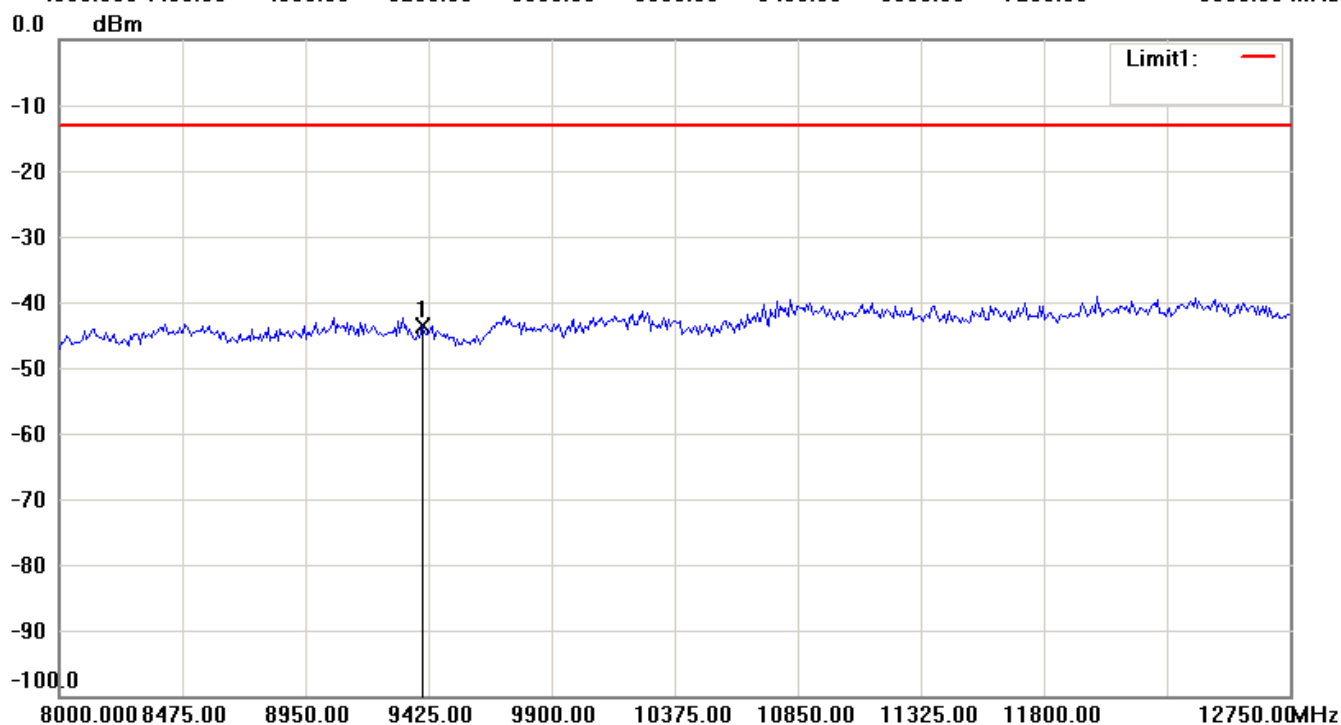
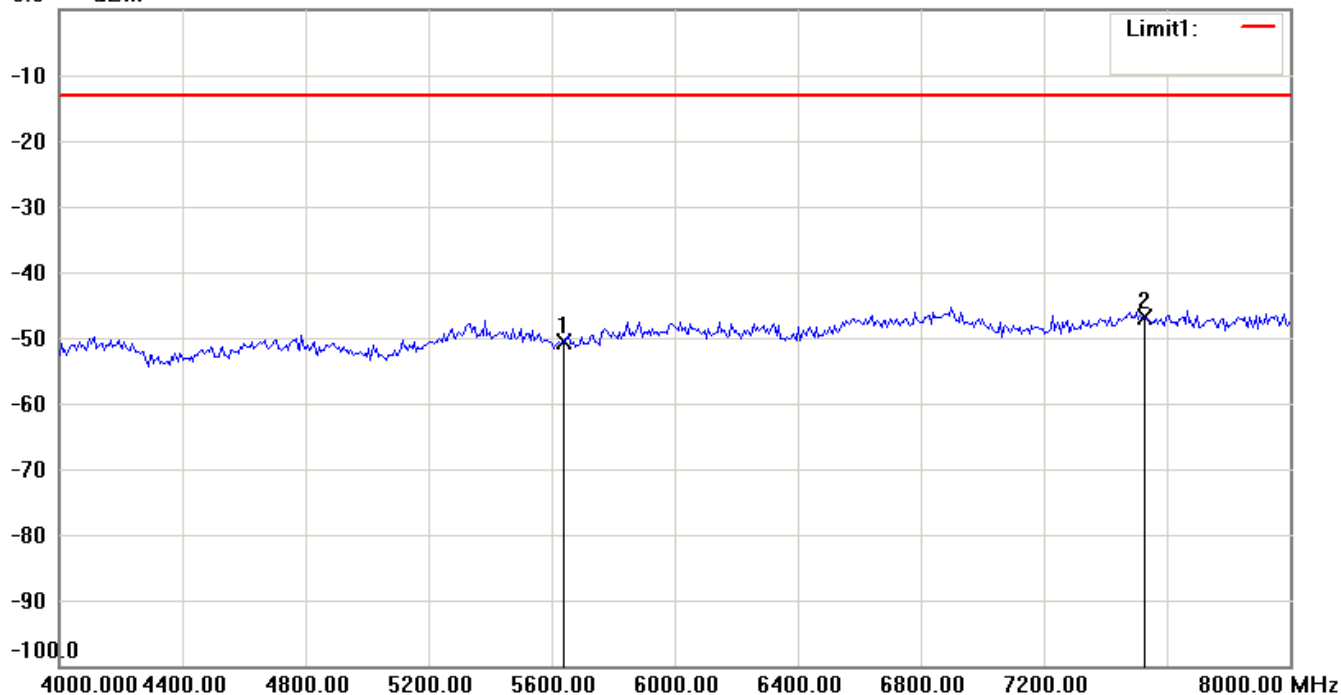


Worldwide Testing Services(Taiwan) Co., Ltd.

Report Number: W6M21103-11284-P-2224

FCC ID: UZI-PR30

0.0 dBm




Up Line: Peak Limit Line

Down Line: Ave Limit Line

Note:

1. The attached measurement plots are preliminarily pre-scanned with peak detector for determining the final checking frequencies and are for reference only.
2. The some frequencies may exceed the limit line without the specified detectors, but that cannot present the results are failed to the specification of test standard.
3. For corrected test results are listed in the relevant table of radiated test data of this test report.

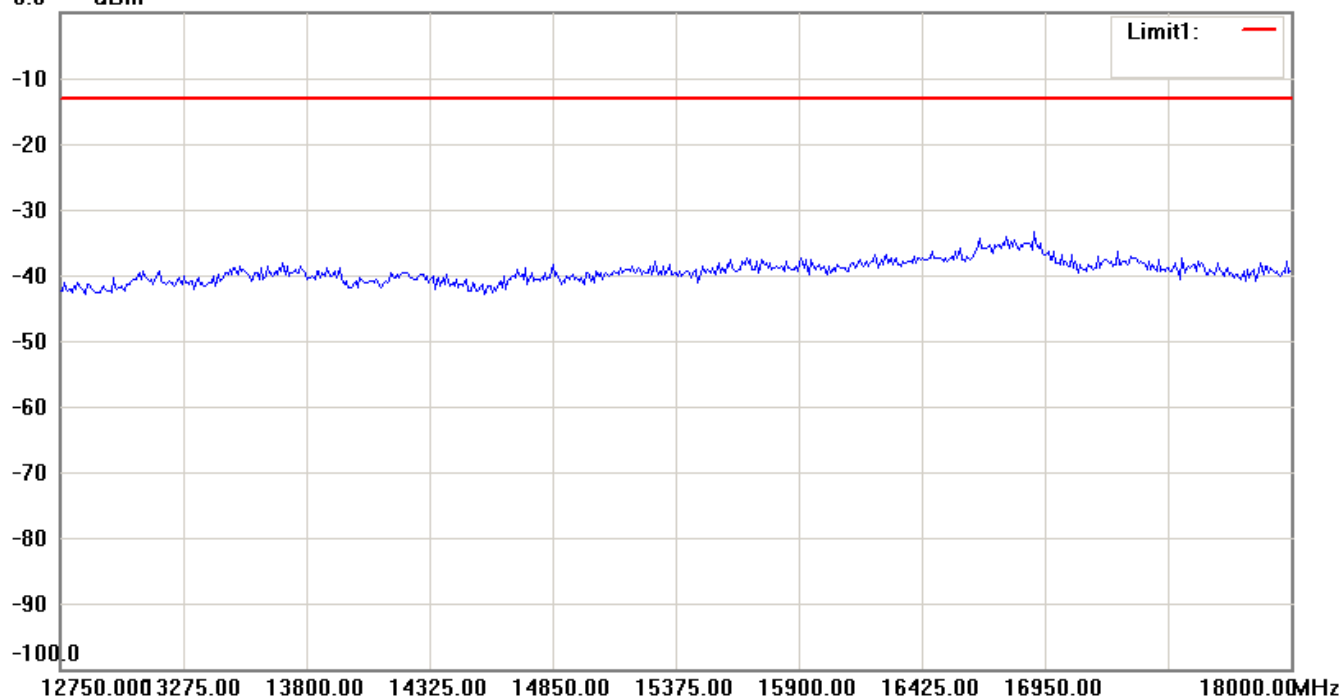


Worldwide Testing Services(Taiwan) Co., Ltd.

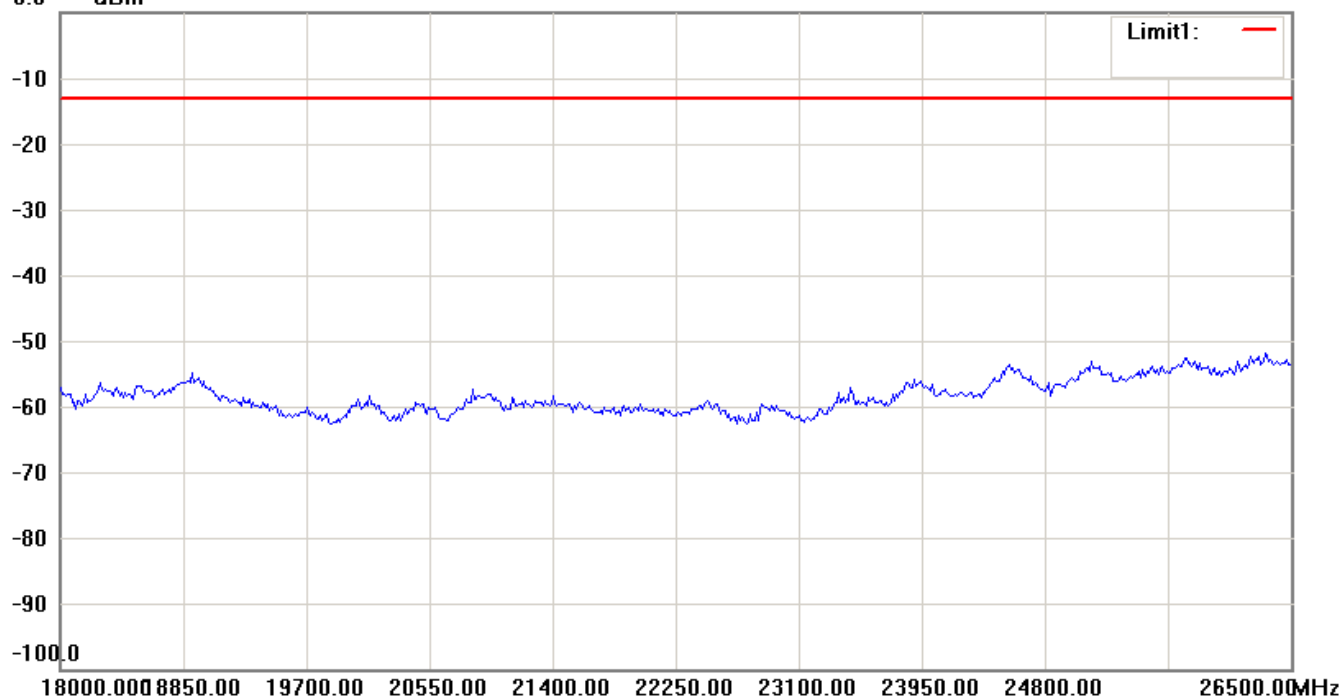
Report Number: W6M21103-11284-P-2224

FCC ID: UZI-PR30

0.0 dBm



0.0 dBm



Up Line: Peak Limit Line

Down Line: Ave Limit Line

Note:

1. The attached measurement plots are preliminarily pre-scanned with peak detector for determining the final checking frequencies and are for reference only.
2. The some frequencies may exceed the limit line without the specified detectors, but that cannot present the results are failed to the specification of test standard.
3. For corrected test results are listed in the relevant table of radiated test data of this test report.



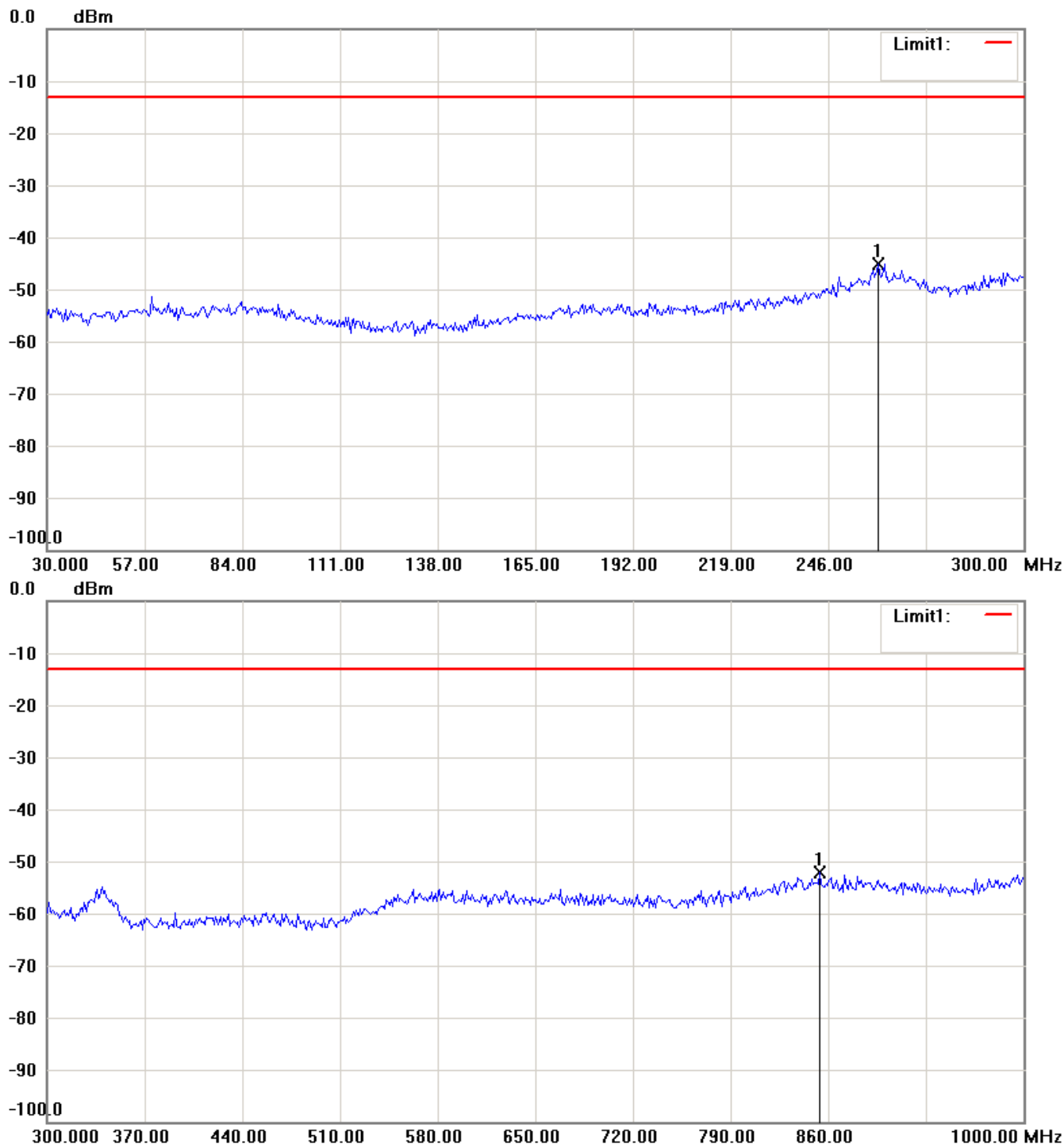
Worldwide Testing Services(Taiwan) Co., Ltd.

Report Number: W6M21103-11284-P-2224

FCC ID: UZI-PR30

Band II_CH 9538_4.2 V

Antenna Polarization H




Up Line: Peak Limit Line

Down Line: Ave Limit Line

Note:

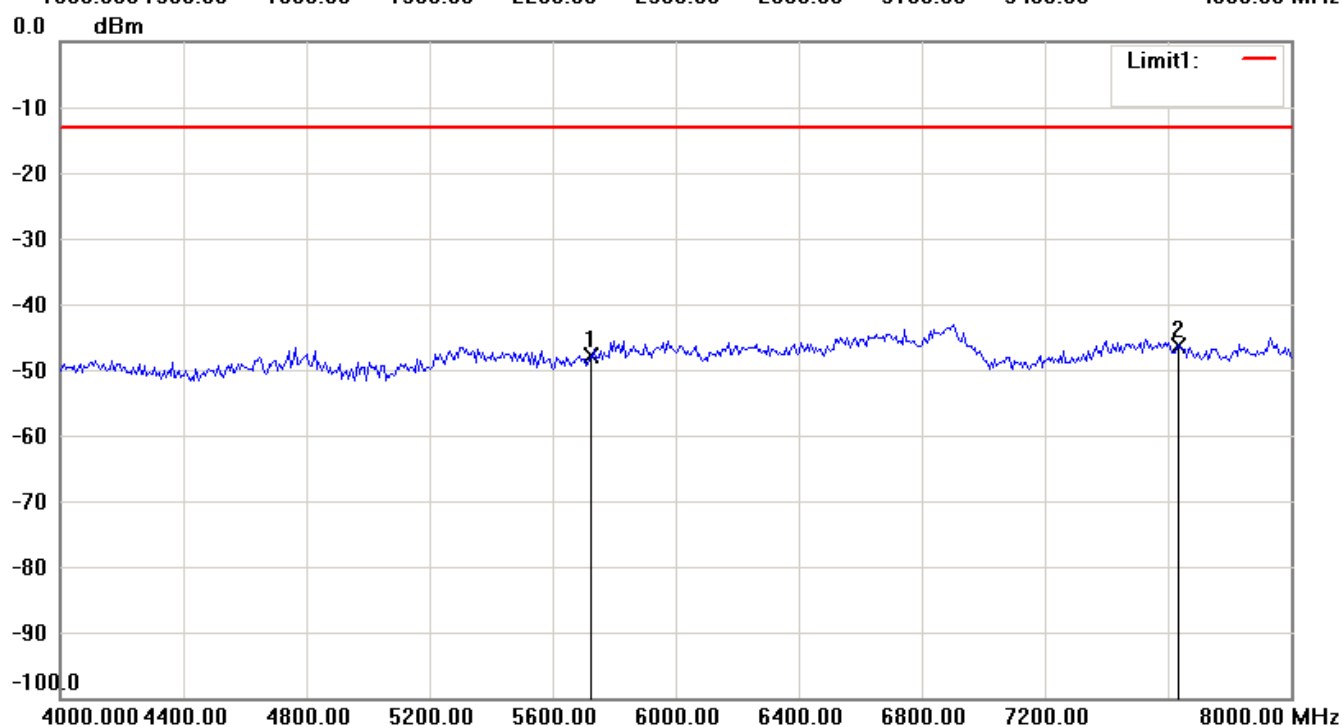
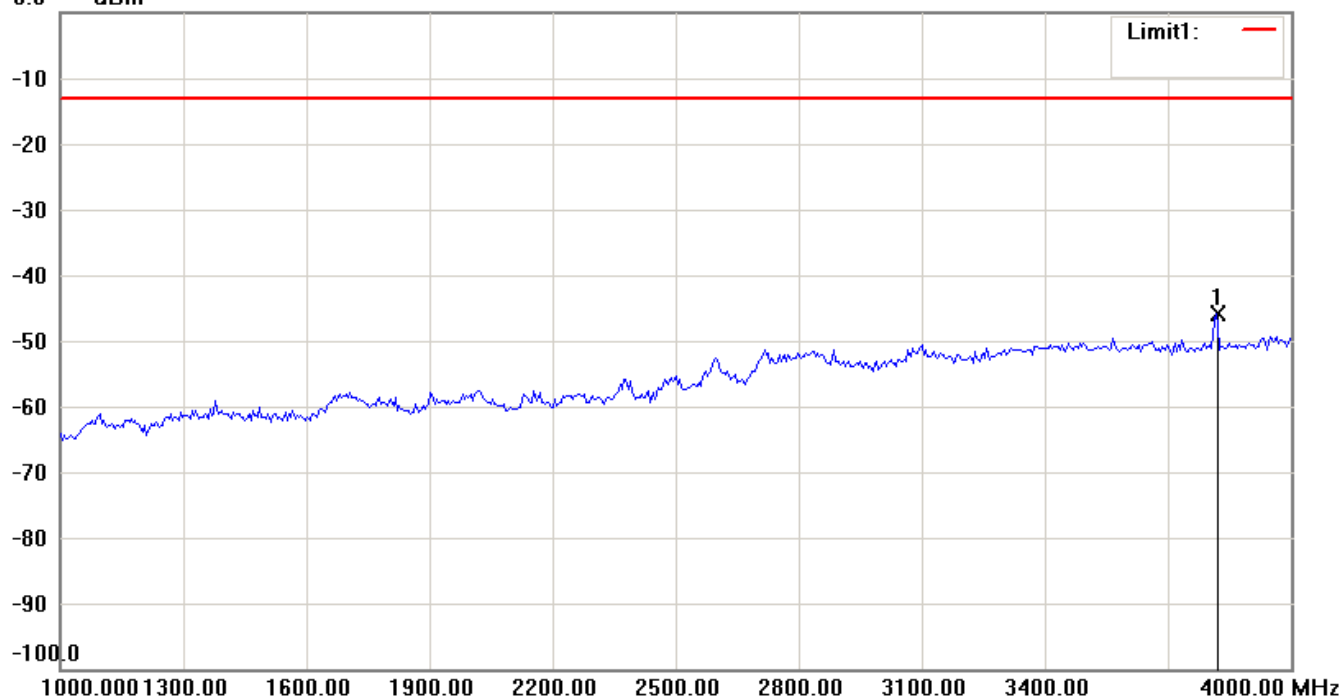
1. The attached measurement plots are preliminarily pre-scanned with peak detector for determining the final checking frequencies and are for reference only.
2. The some frequencies may exceed the limit line without the specified detectors, but that cannot present the results are failed to the specification of test standard.
3. For corrected test results are listed in the relevant table of radiated test data of this test report.



Report Number: W6M21103-11284-P-2224

FCC ID: UZI-PR30

0.0 dBm




Up Line: Peak Limit Line

Down Line: Ave Limit Line

Note:

1. The attached measurement plots are preliminarily pre-scanned with peak detector for determining the final checking frequencies and are for reference only.
2. The some frequencies may exceed the limit line without the specified detectors, but that cannot present the results are failed to the specification of test standard.
3. For corrected test results are listed in the relevant table of radiated test data of this test report.

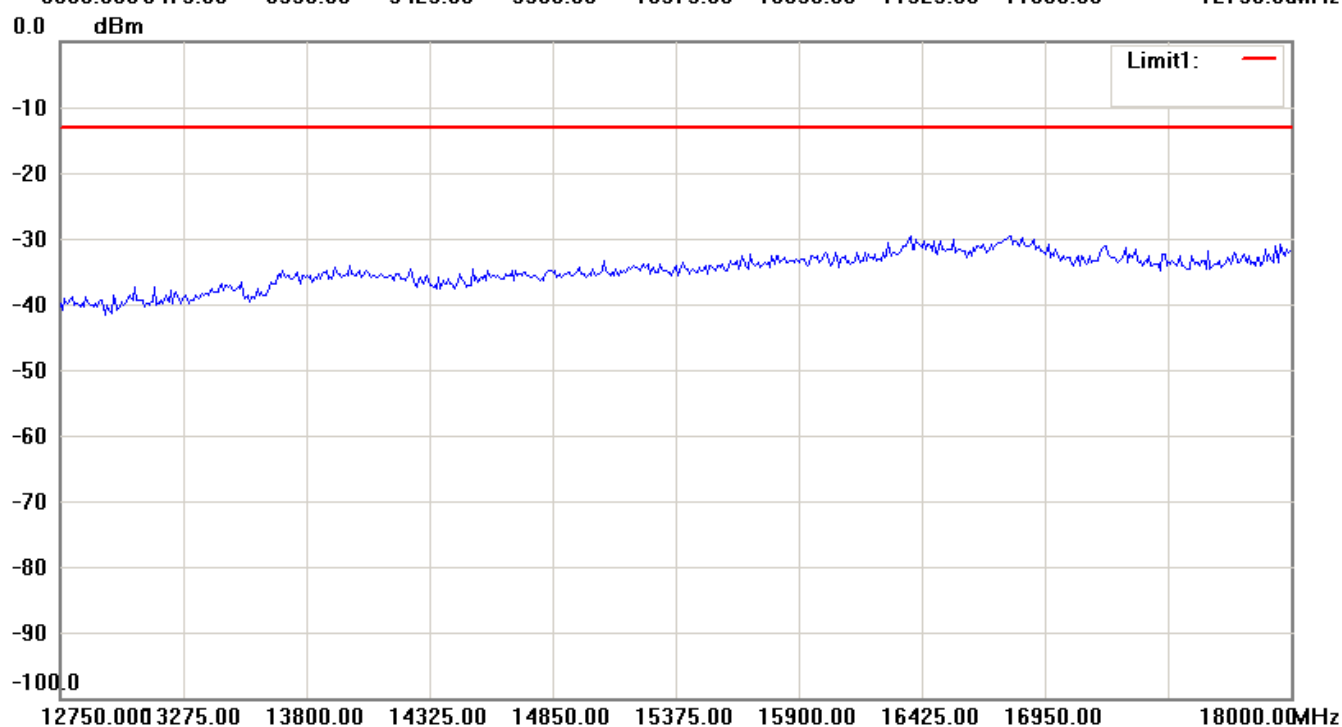
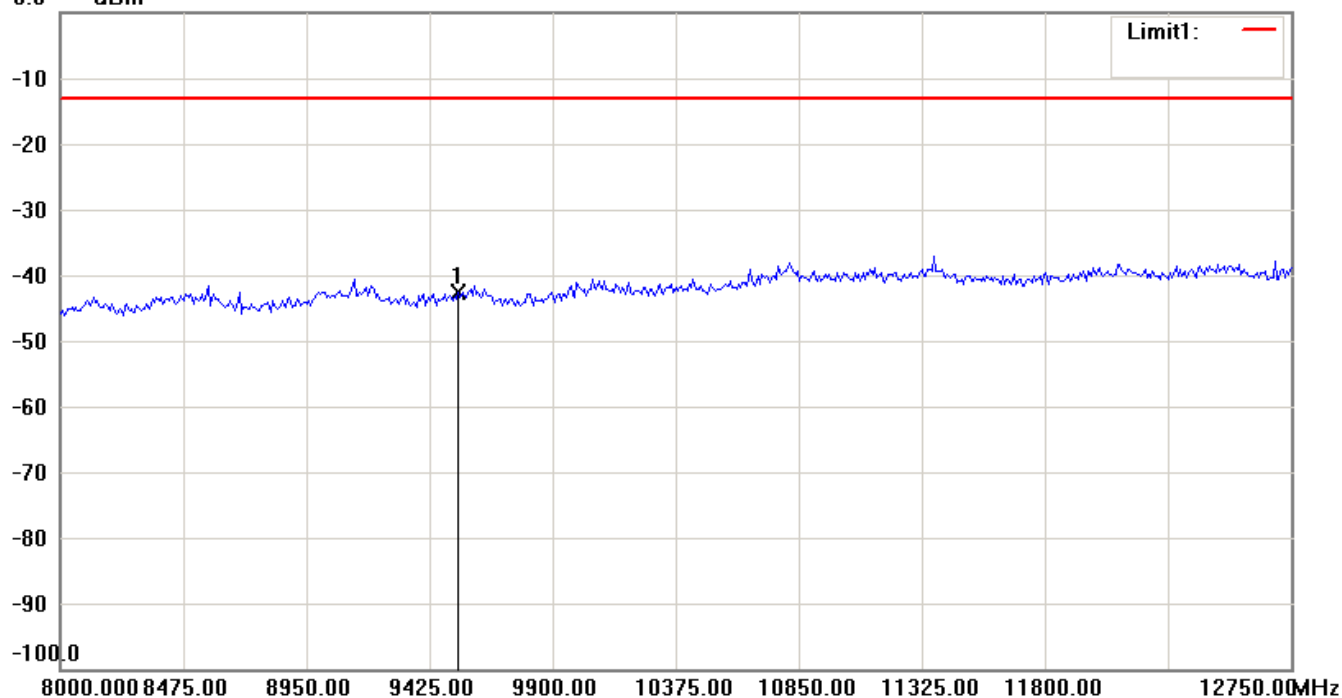


Worldwide Testing Services(Taiwan) Co., Ltd.

Report Number: W6M21103-11284-P-2224

FCC ID: UZI-PR30

0.0 dBm




Up Line: Peak Limit Line

Down Line: Ave Limit Line

Note:

1. The attached measurement plots are preliminarily pre-scanned with peak detector for determining the final checking frequencies and are for reference only.
2. The some frequencies may exceed the limit line without the specified detectors, but that cannot present the results are failed to the specification of test standard.
3. For corrected test results are listed in the relevant table of radiated test data of this test report.



Report Number: W6M21103-11284-P-2224

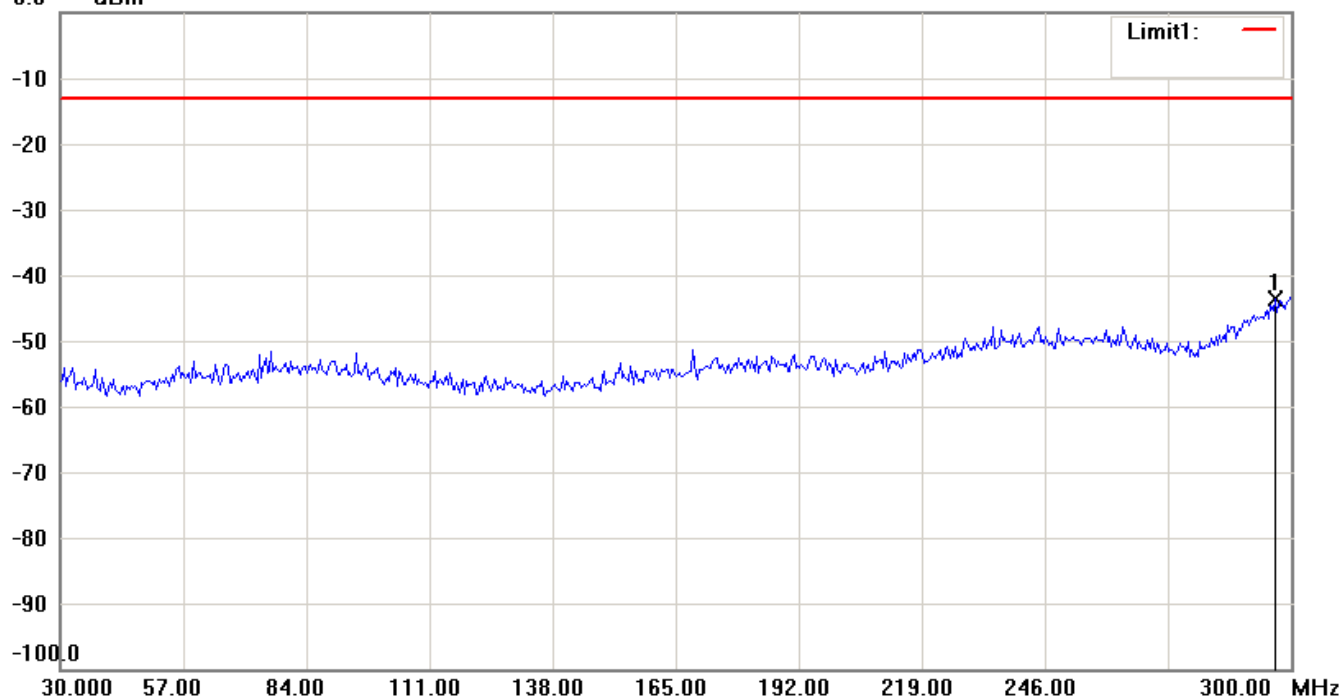
FCC ID: UZI-PR30

0.0 dBm



Antenna Polarization V

0.0 dBm




Up Line: Peak Limit Line

Down Line: Ave Limit Line

Note:

1. The attached measurement plots are preliminarily pre-scanned with peak detector for determining the final checking frequencies and are for reference only.
2. The some frequencies may exceed the limit line without the specified detectors, but that cannot present the results are failed to the specification of test standard.
3. For corrected test results are listed in the relevant table of radiated test data of this test report.

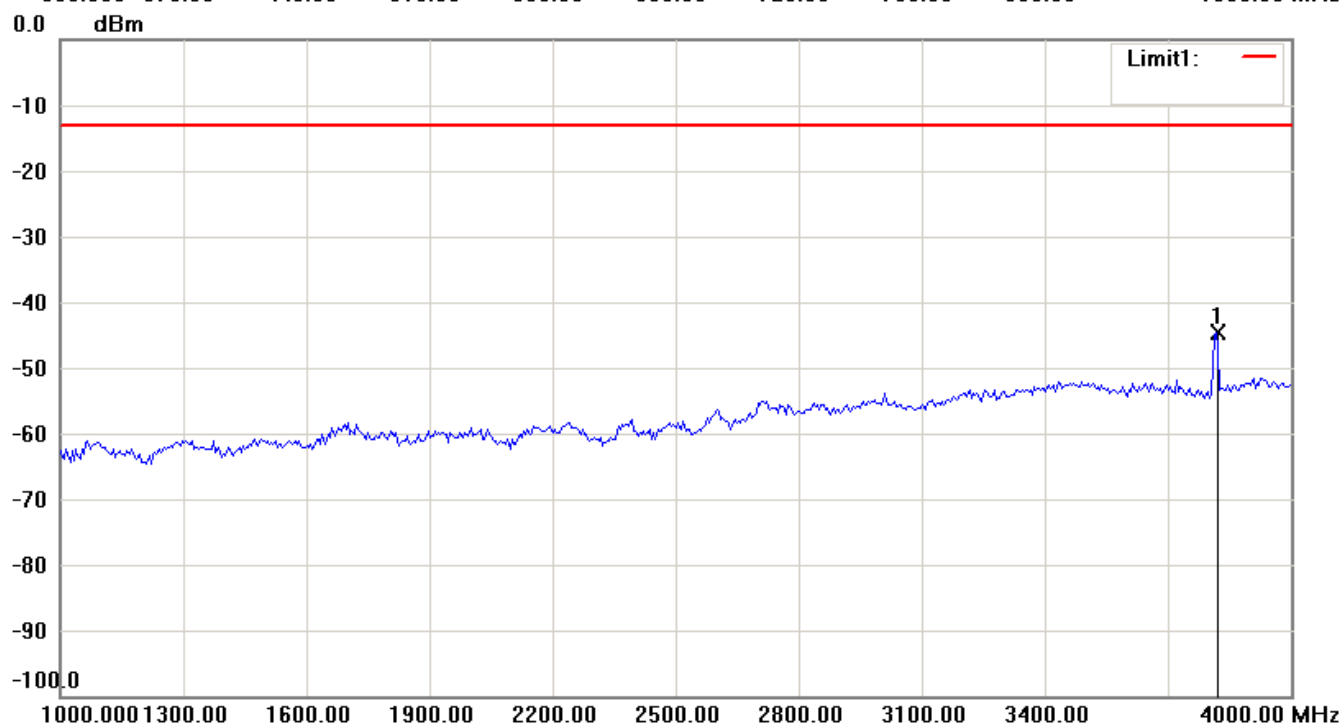
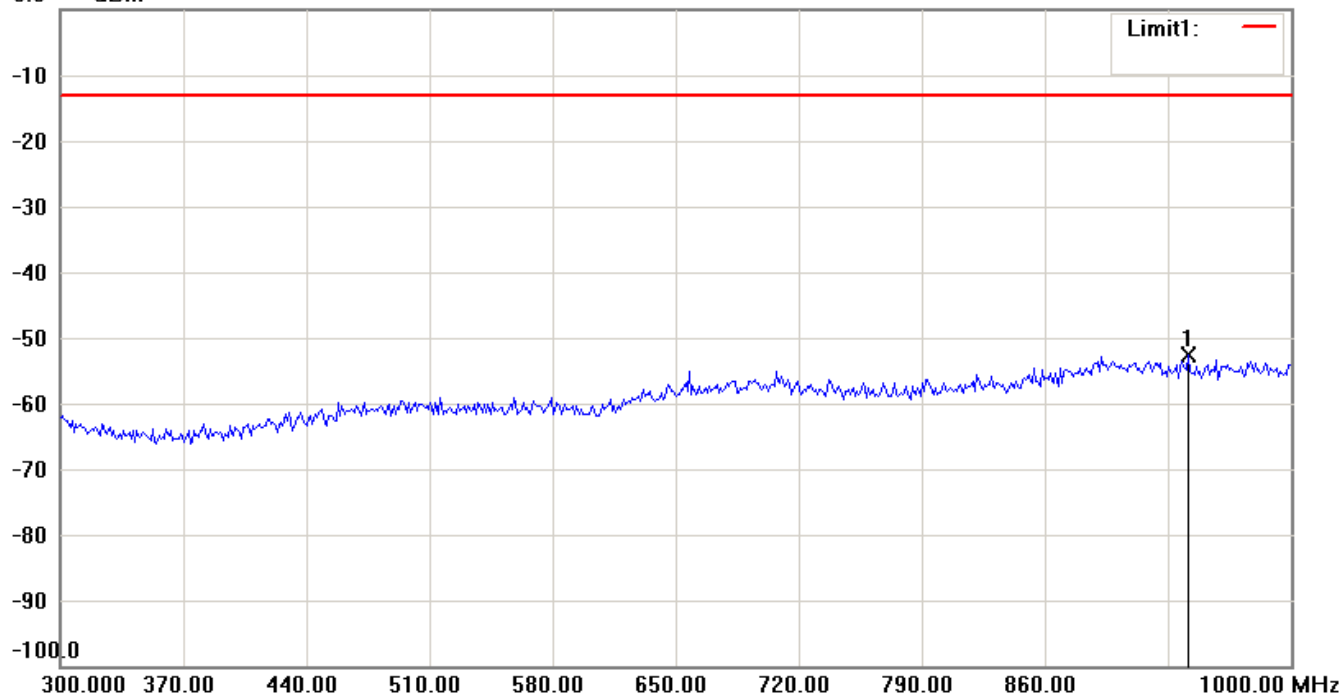


Worldwide Testing Services(Taiwan) Co., Ltd.

Report Number: W6M21103-11284-P-2224

FCC ID: UZI-PR30

0.0 dBm




Up Line: Peak Limit Line

Down Line: Ave Limit Line

Note:

1. The attached measurement plots are preliminarily pre-scanned with peak detector for determining the final checking frequencies and are for reference only.
2. The some frequencies may exceed the limit line without the specified detectors, but that cannot present the results are failed to the specification of test standard.
3. For corrected test results are listed in the relevant table of radiated test data of this test report.

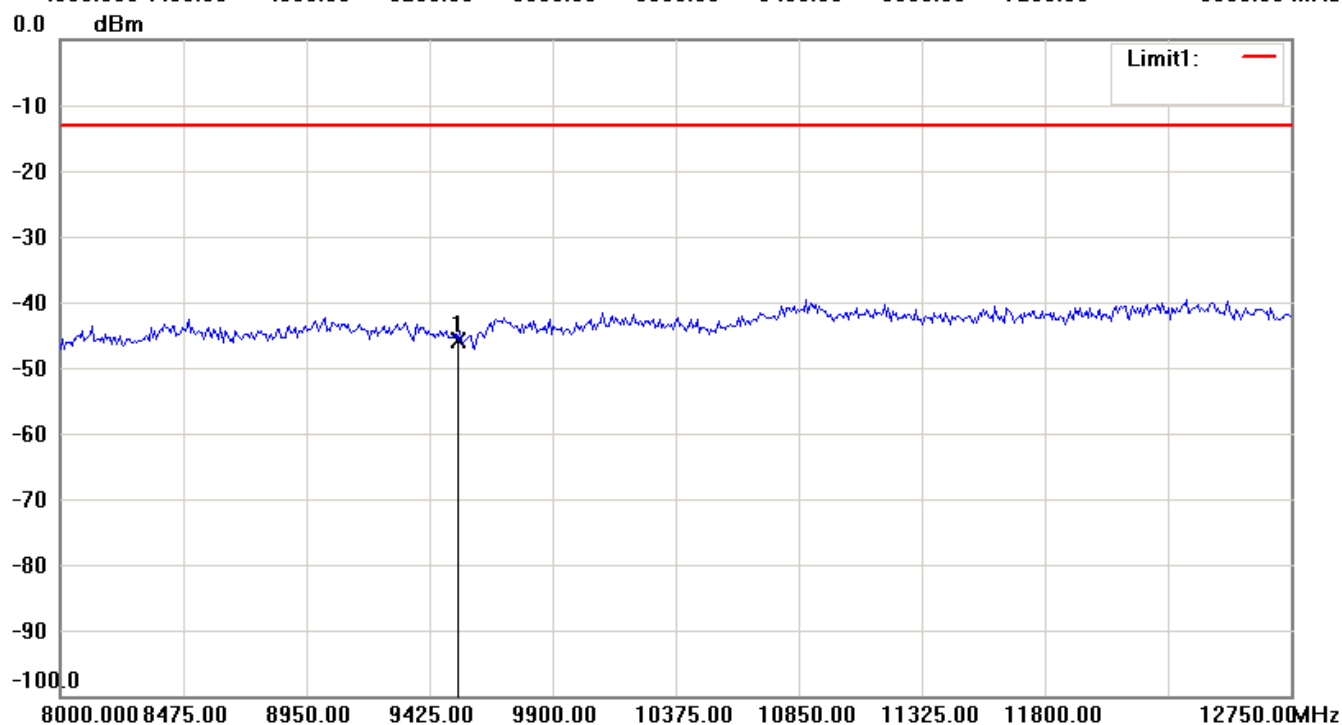
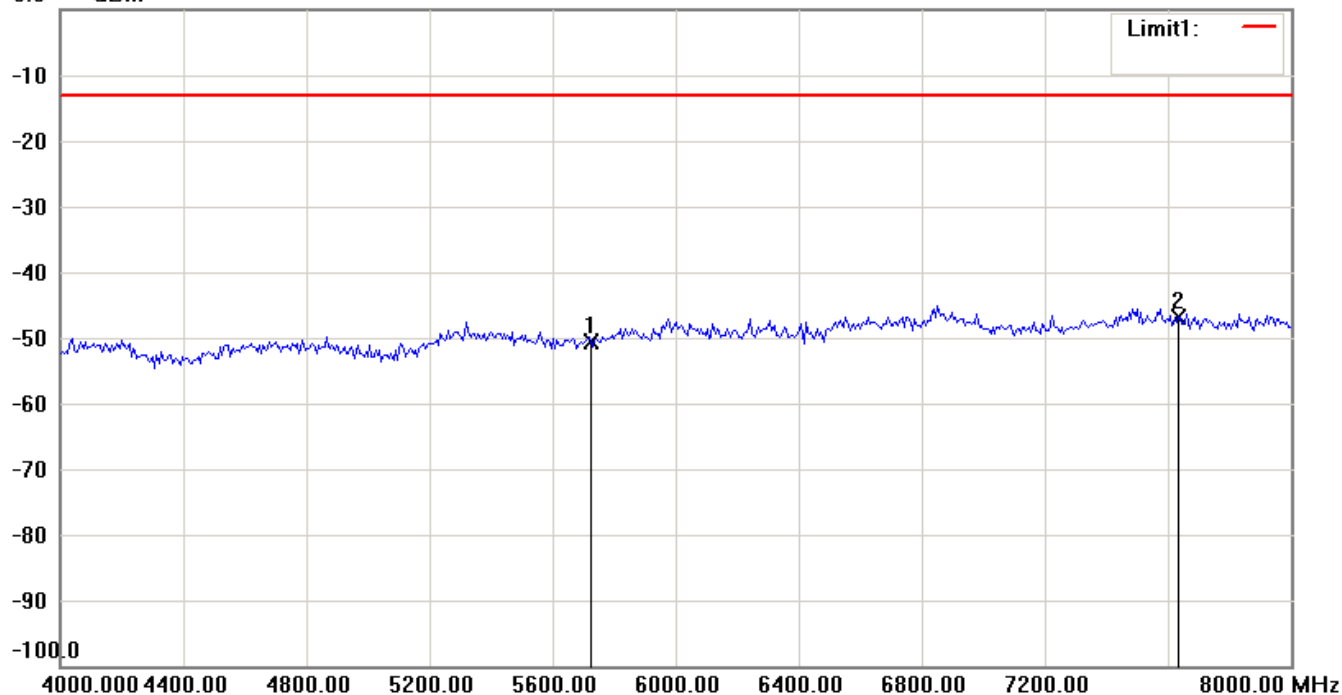


Worldwide Testing Services(Taiwan) Co., Ltd.

Report Number: W6M21103-11284-P-2224

FCC ID: UZI-PR30

0.0 dBm



Up Line: Peak Limit Line

Down Line: Ave Limit Line

Note:

1. The attached measurement plots are preliminarily pre-scanned with peak detector for determining the final checking frequencies and are for reference only.
2. The some frequencies may exceed the limit line without the specified detectors, but that cannot present the results are failed to the specification of test standard.
3. For corrected test results are listed in the relevant table of radiated test data of this test report.

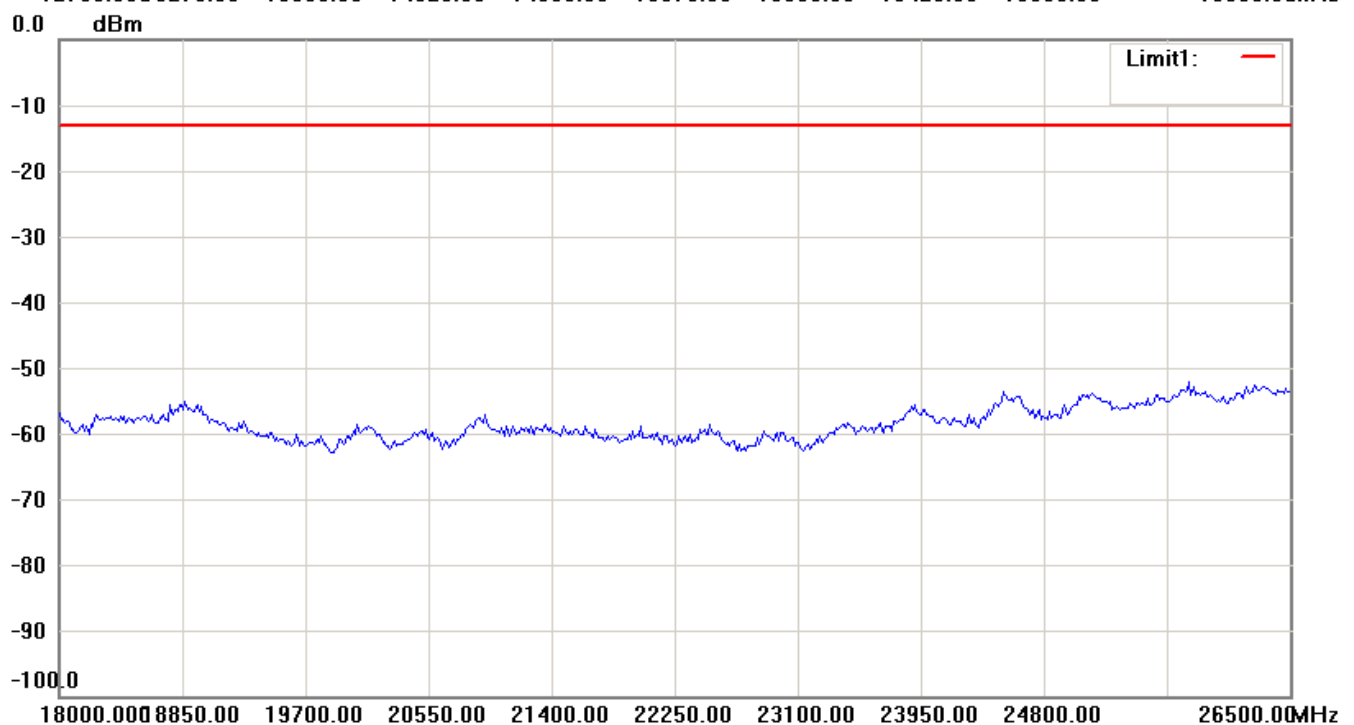
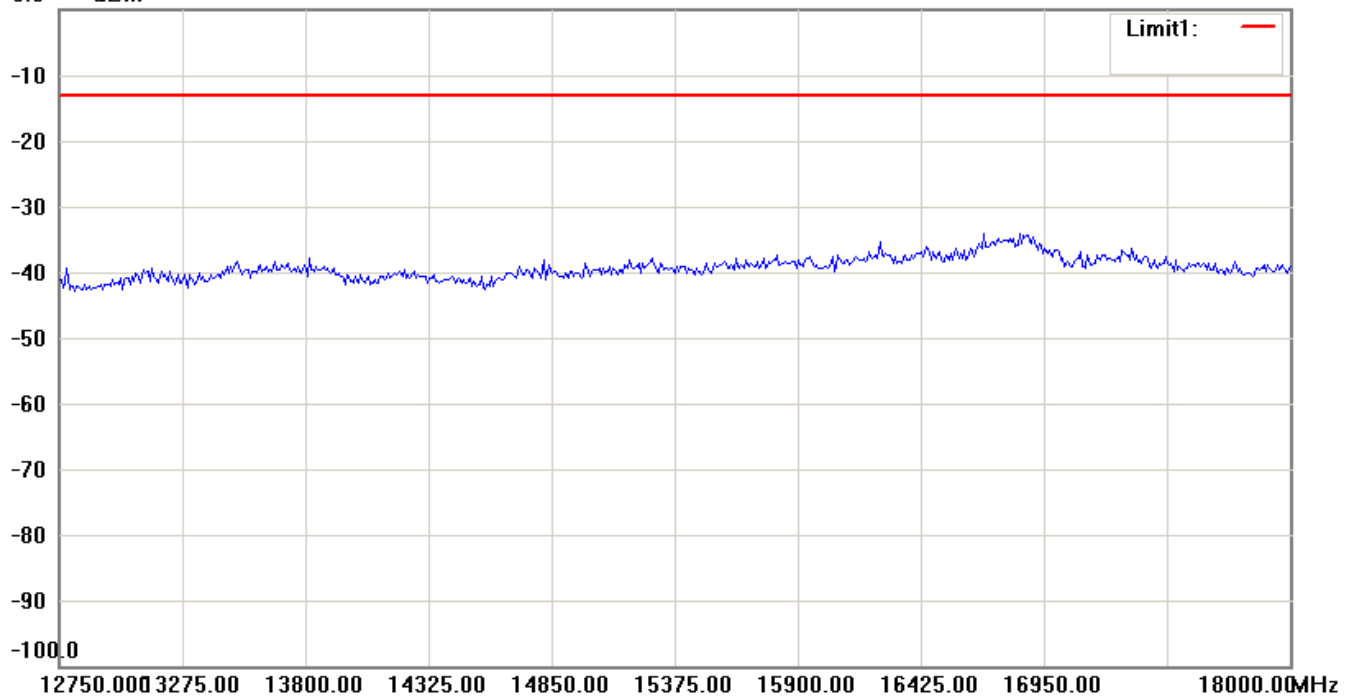


Worldwide Testing Services(Taiwan) Co., Ltd.

Report Number: W6M21103-11284-P-2224

FCC ID: UZI-PR30

0.0 dBm




Up Line: Peak Limit Line

Down Line: Ave Limit Line

Note:

1. The attached measurement plots are preliminarily pre-scanned with peak detector for determining the final checking frequencies and are for reference only.
2. The some frequencies may exceed the limit line without the specified detectors, but that cannot present the results are failed to the specification of test standard.
3. For corrected test results are listed in the relevant table of radiated test data of this test report.



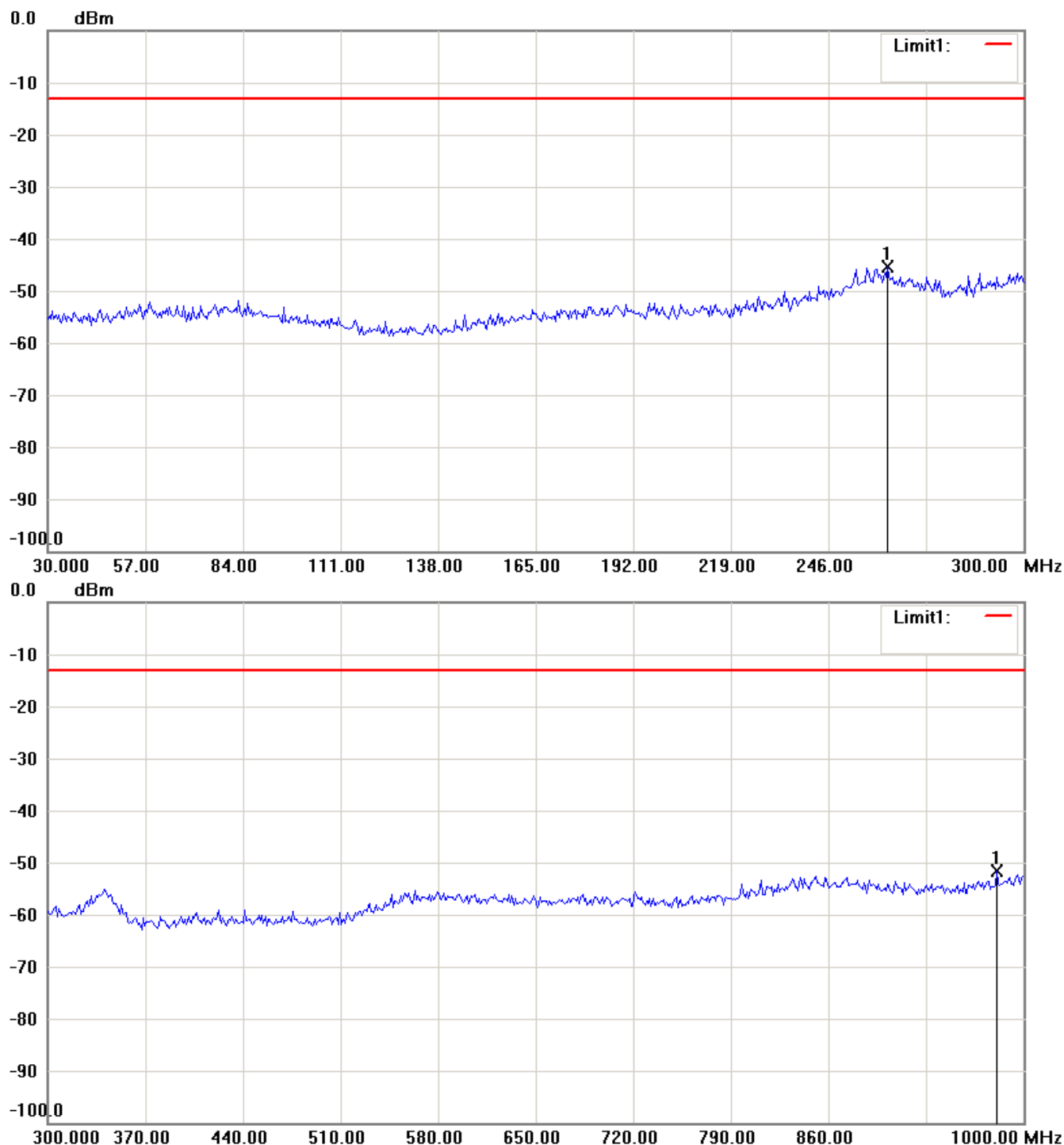
Worldwide Testing Services(Taiwan) Co., Ltd.

Report Number: W6M21103-11284-P-2224

FCC ID: UZI-PR30

Band II_CH 9538_3.5 V

Antenna Polarization H




Up Line: Peak Limit Line

Down Line: Ave Limit Line

Note:

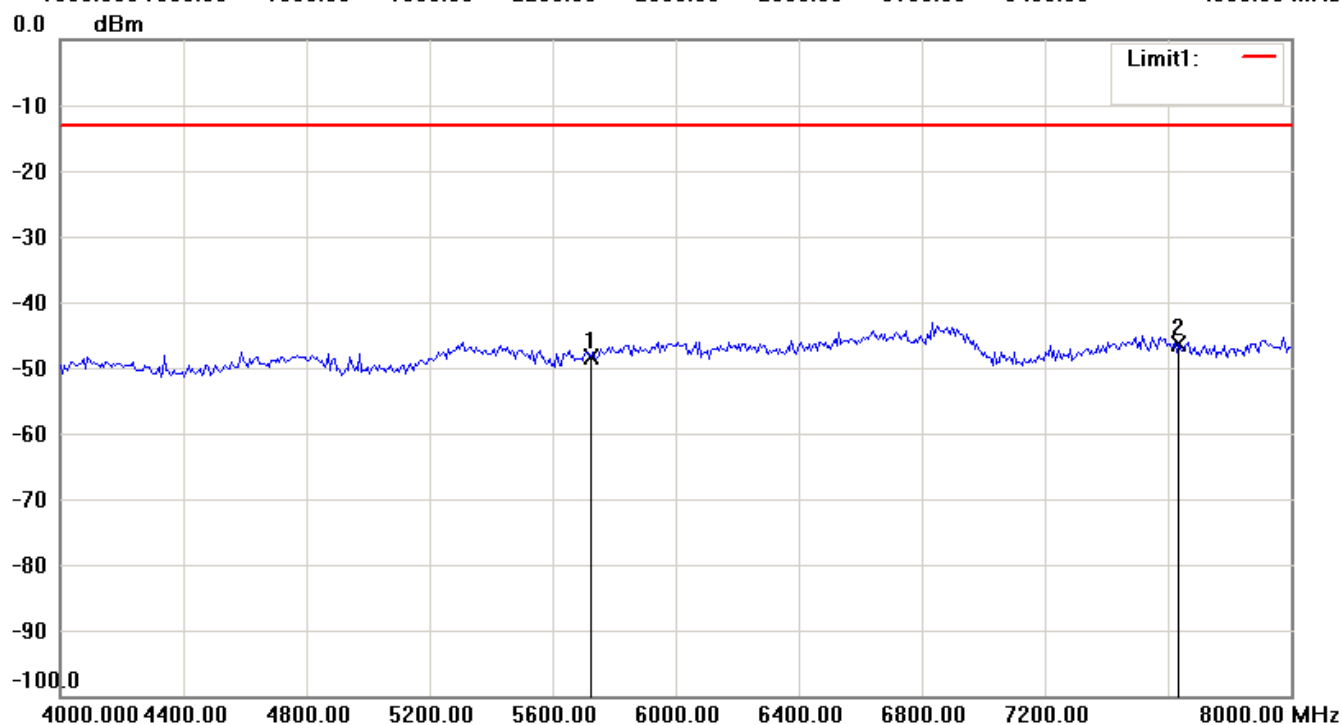
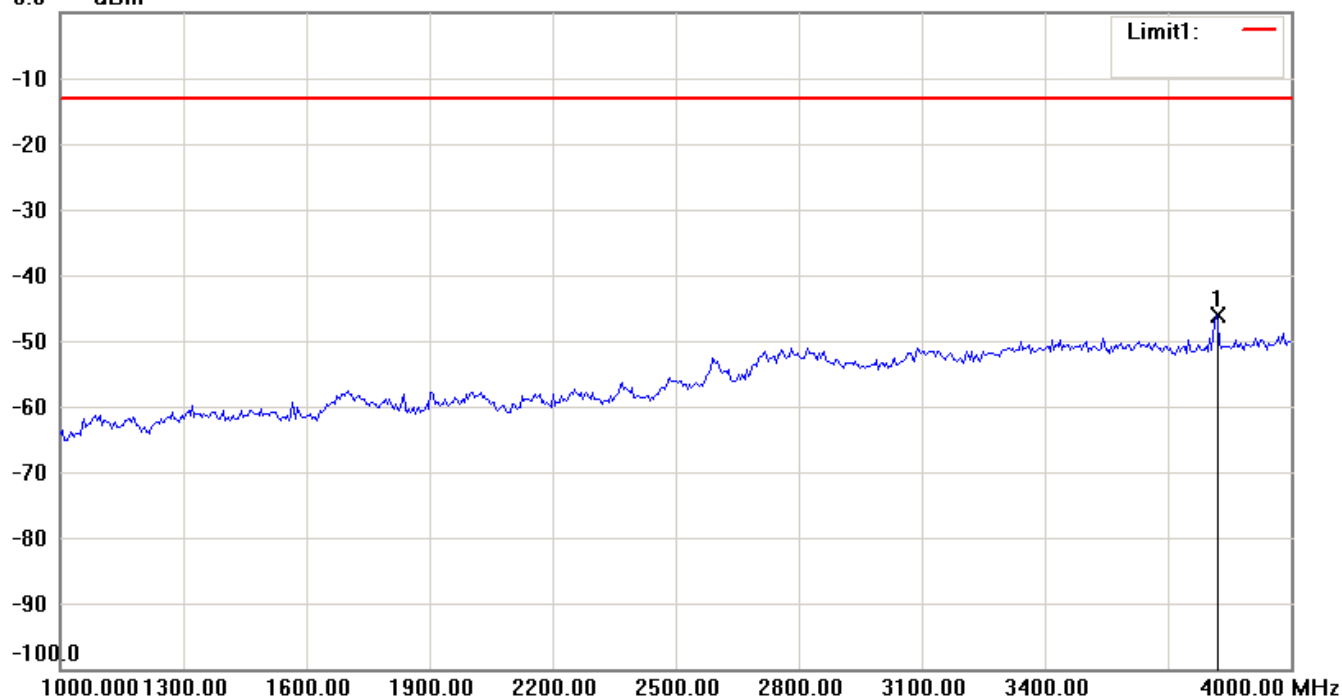
1. The attached measurement plots are preliminarily pre-scanned with peak detector for determining the final checking frequencies and are for reference only.
2. The some frequencies may exceed the limit line without the specified detectors, but that cannot present the results are failed to the specification of test standard.
3. For corrected test results are listed in the relevant table of radiated test data of this test report.



Report Number: W6M21103-11284-P-2224

FCC ID: UZI-PR30

0.0 dBm




Up Line: Peak Limit Line

Down Line: Ave Limit Line

Note:

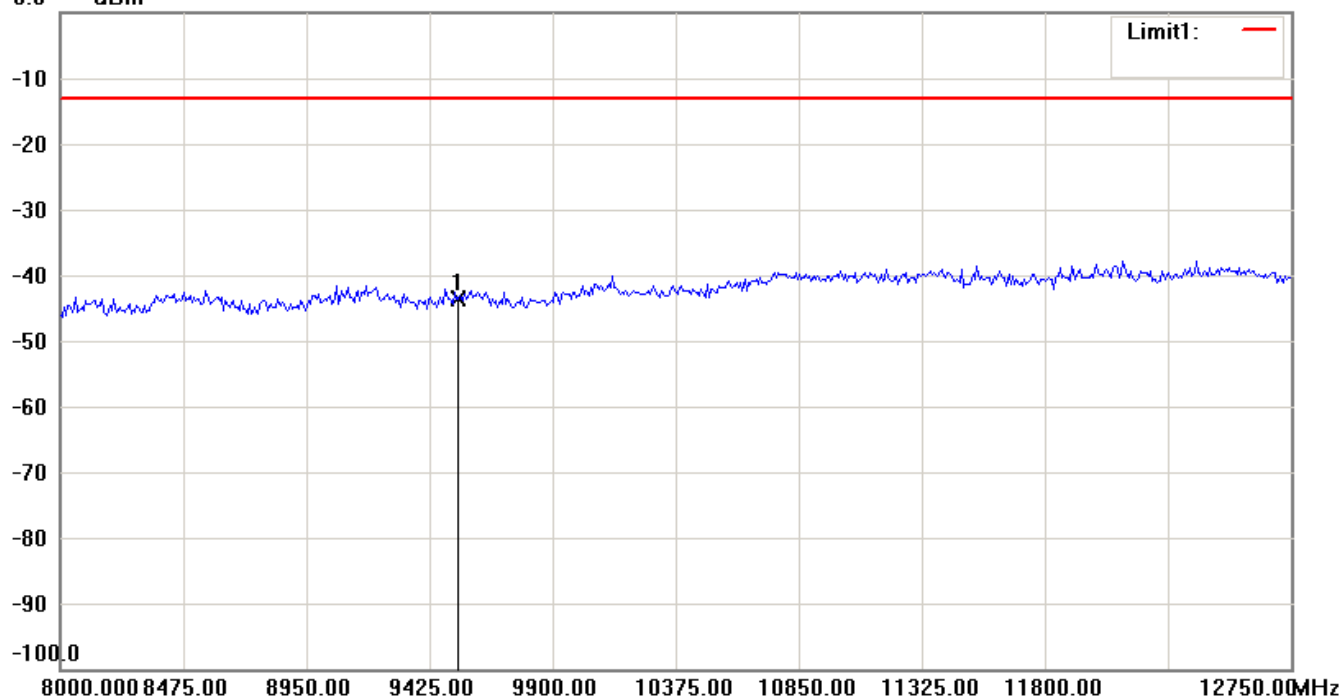
1. The attached measurement plots are preliminarily pre-scanned with peak detector for determining the final checking frequencies and are for reference only.
2. The some frequencies may exceed the limit line without the specified detectors, but that cannot present the results are failed to the specification of test standard.
3. For corrected test results are listed in the relevant table of radiated test data of this test report.



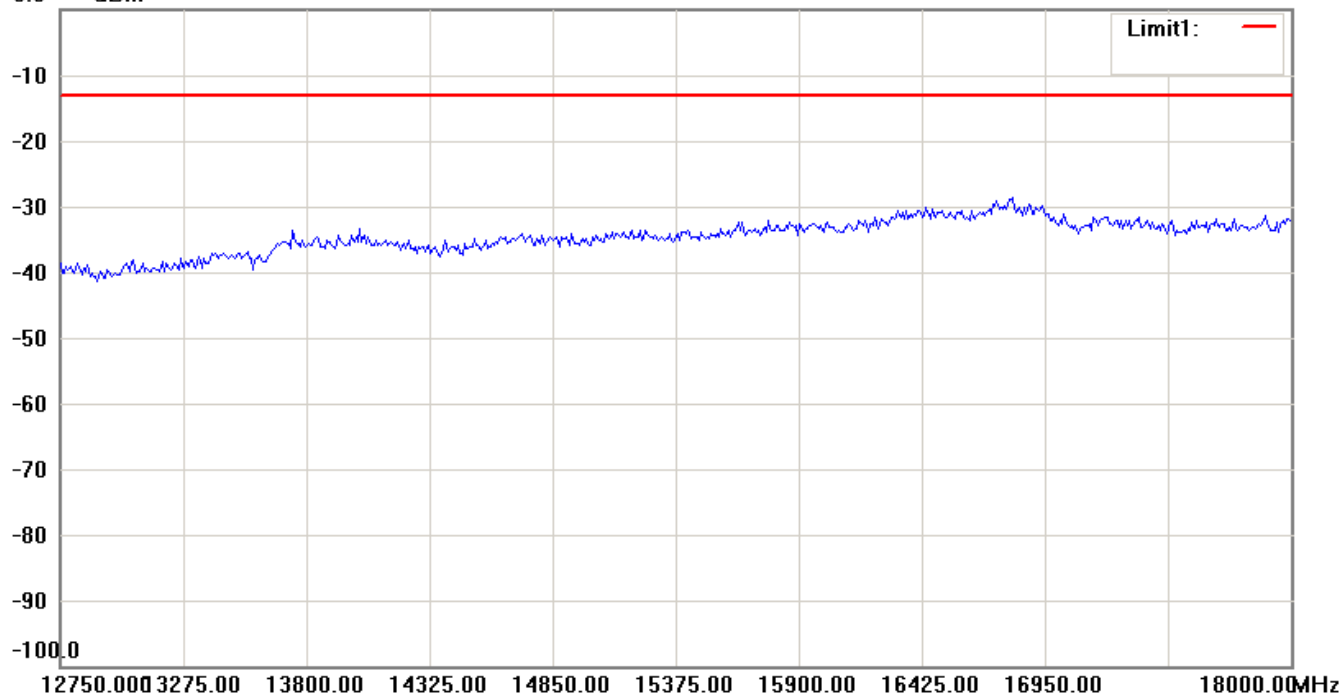
Report Number: W6M21103-11284-P-2224

FCC ID: UZI-PR30

0.0 dBm



0.0 dBm




Up Line: Peak Limit Line

Down Line: Ave Limit Line

Note:

1. The attached measurement plots are preliminarily pre-scanned with peak detector for determining the final checking frequencies and are for reference only.
2. The some frequencies may exceed the limit line without the specified detectors, but that cannot present the results are failed to the specification of test standard.
3. For corrected test results are listed in the relevant table of radiated test data of this test report.



Worldwide Testing Services(Taiwan) Co., Ltd.

Report Number: W6M21103-11284-P-2224

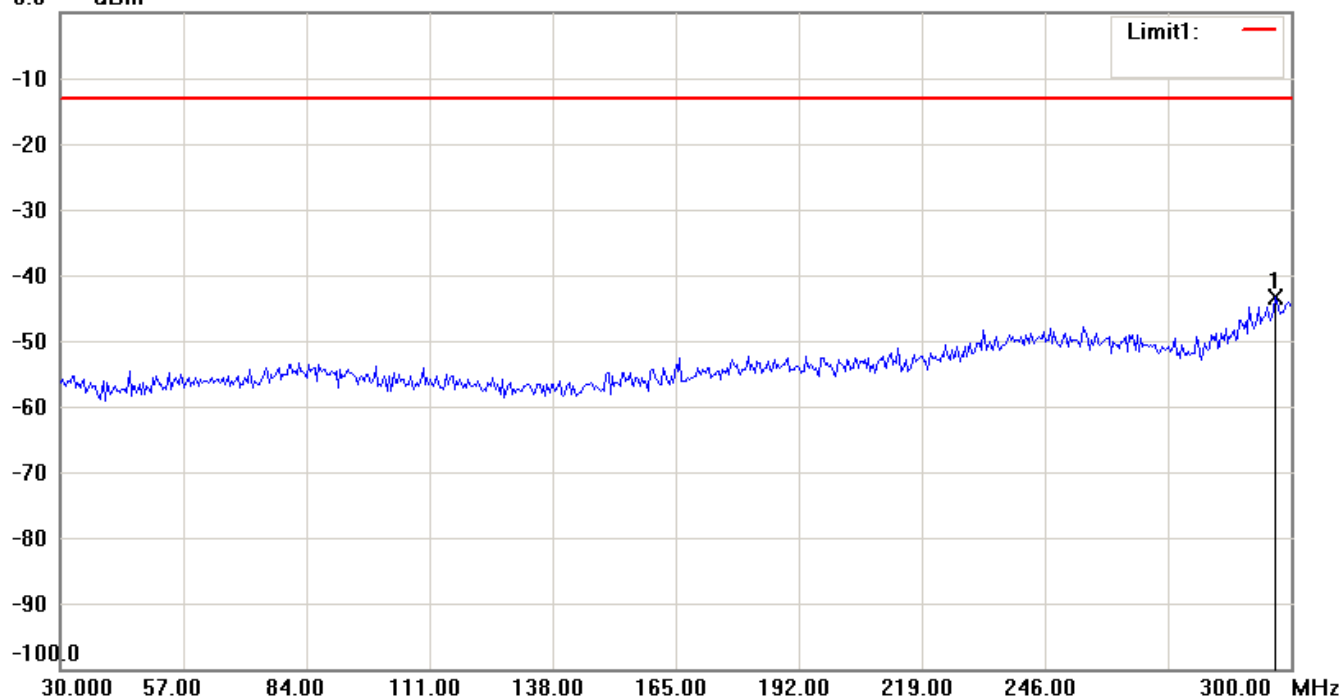
FCC ID: UZI-PR30

0.0 dBm



Antenna Polarization V

0.0 dBm




Up Line: Peak Limit Line

Down Line: Ave Limit Line

Note:

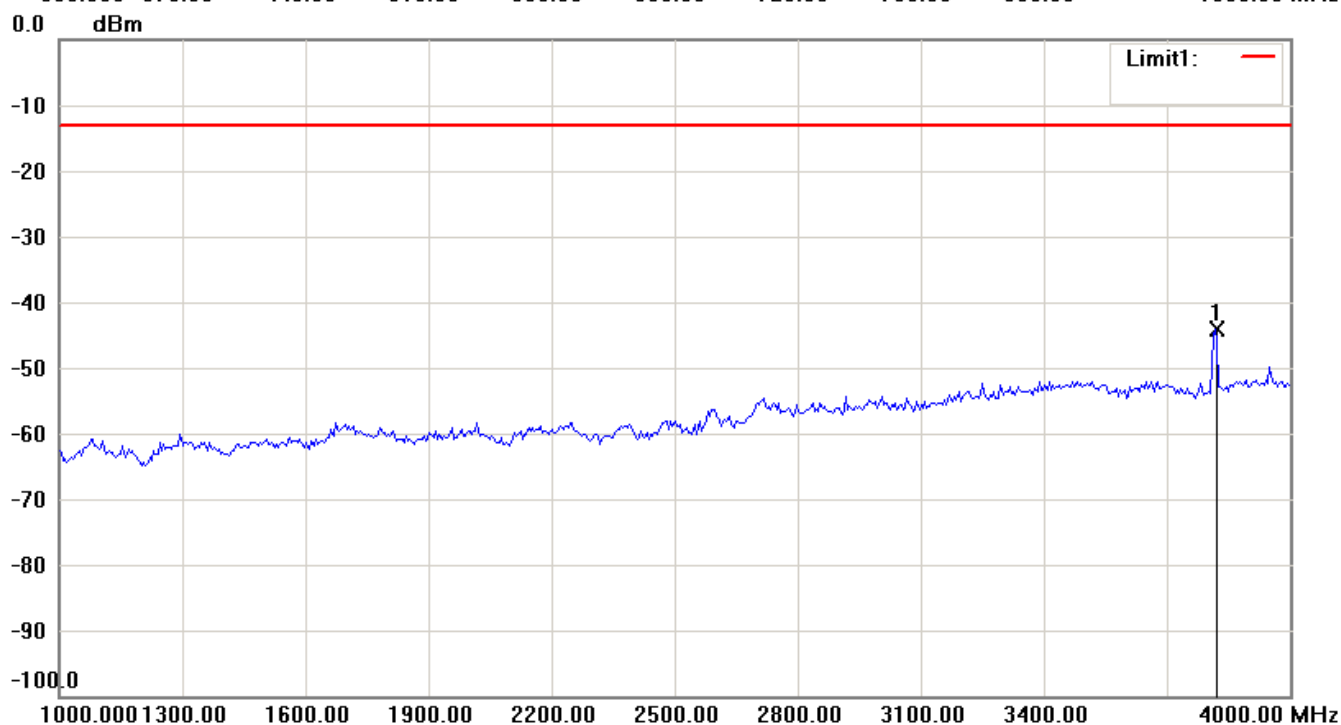
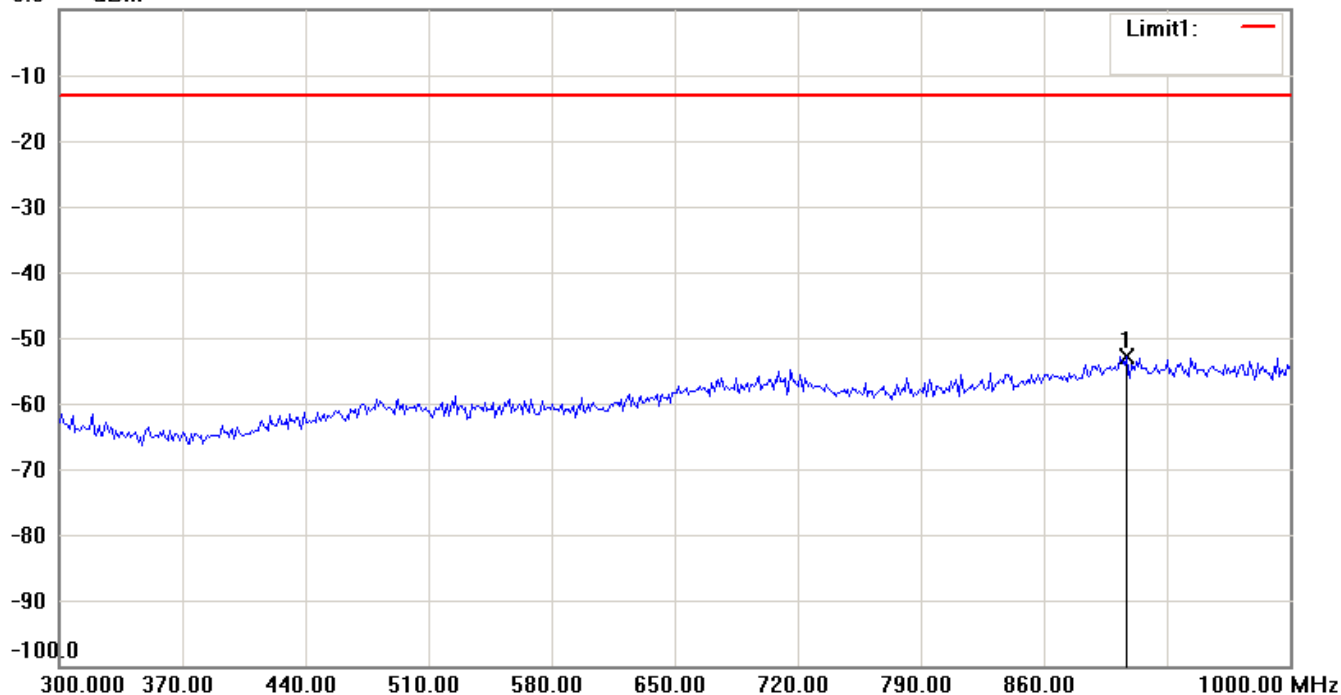
1. The attached measurement plots are preliminarily pre-scanned with peak detector for determining the final checking frequencies and are for reference only.
2. The some frequencies may exceed the limit line without the specified detectors, but that cannot present the results are failed to the specification of test standard.
3. For corrected test results are listed in the relevant table of radiated test data of this test report.



Report Number: W6M21103-11284-P-2224

FCC ID: UZI-PR30

0.0 dBm




Up Line: Peak Limit Line

Down Line: Ave Limit Line

Note:

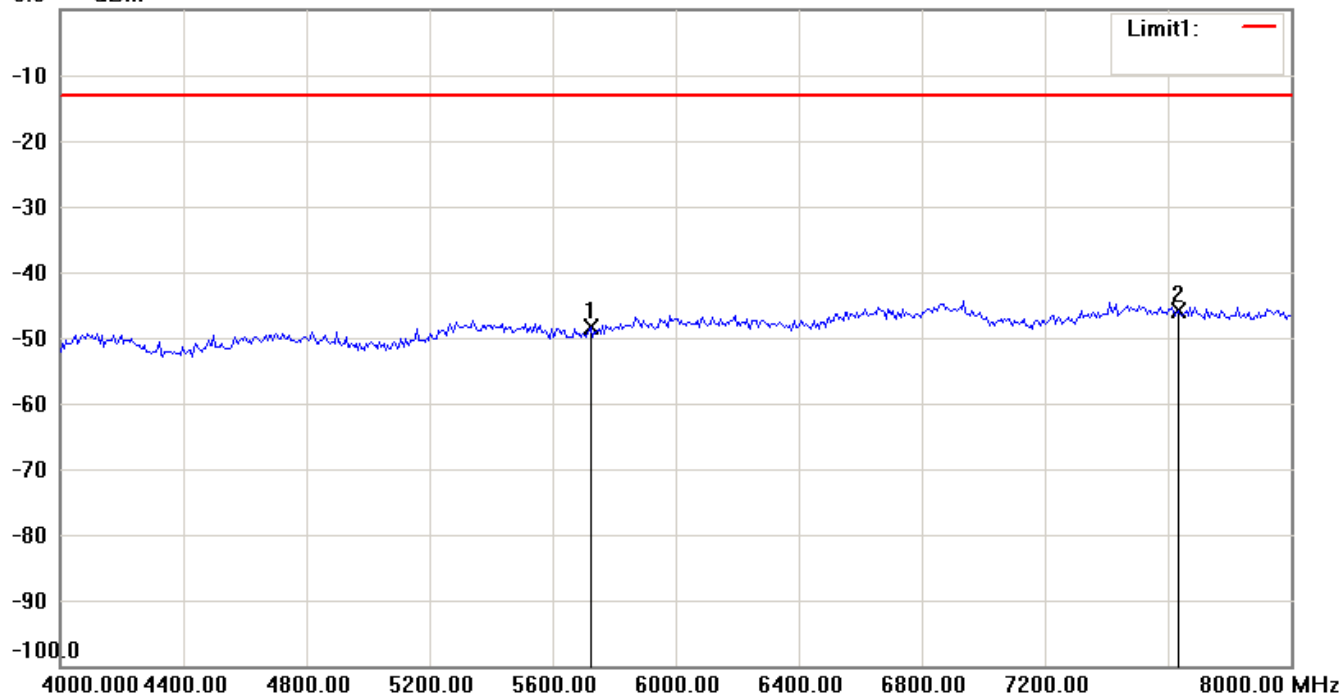
1. The attached measurement plots are preliminarily pre-scanned with peak detector for determining the final checking frequencies and are for reference only.
2. The some frequencies may exceed the limit line without the specified detectors, but that cannot present the results are failed to the specification of test standard.
3. For corrected test results are listed in the relevant table of radiated test data of this test report.



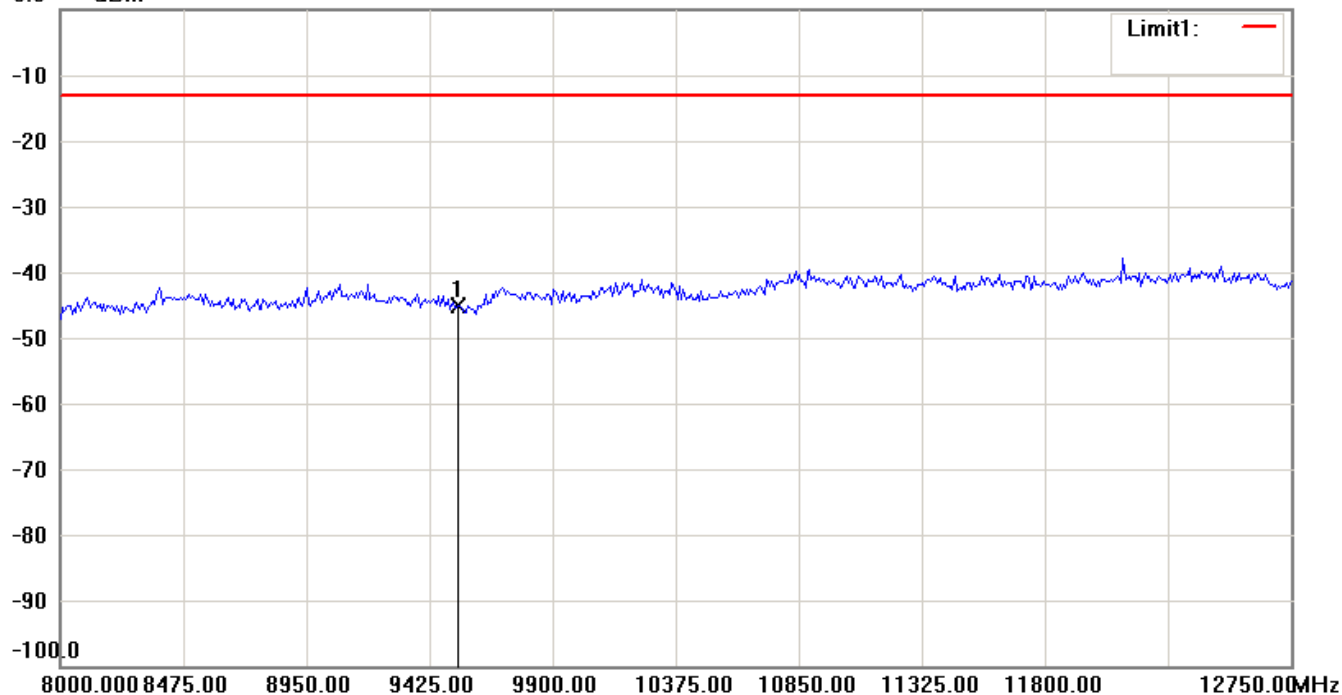
Report Number: W6M21103-11284-P-2224

FCC ID: UZI-PR30

0.0 dBm



0.0 dBm




Up Line: Peak Limit Line

Down Line: Ave Limit Line

Note:

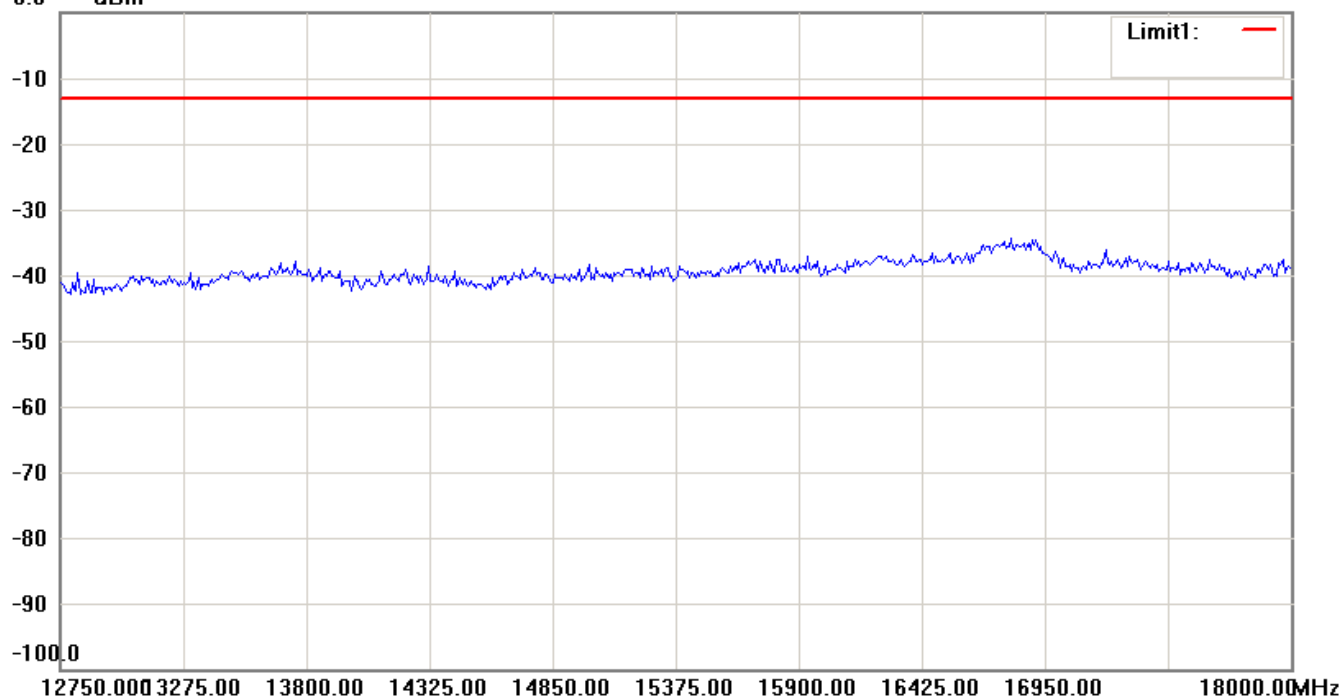
1. The attached measurement plots are preliminarily pre-scanned with peak detector for determining the final checking frequencies and are for reference only.
2. The some frequencies may exceed the limit line without the specified detectors, but that cannot present the results are failed to the specification of test standard.
3. For corrected test results are listed in the relevant table of radiated test data of this test report.



Report Number: W6M21103-11284-P-2224

FCC ID: UZI-PR30

0.0 dBm




Up Line: Peak Limit Line

Down Line: Ave Limit Line

Note:

1. The attached measurement plots are preliminarily pre-scanned with peak detector for determining the final checking frequencies and are for reference only.
2. The some frequencies may exceed the limit line without the specified detectors, but that cannot present the results are failed to the specification of test standard.
3. For corrected test results are listed in the relevant table of radiated test data of this test report.

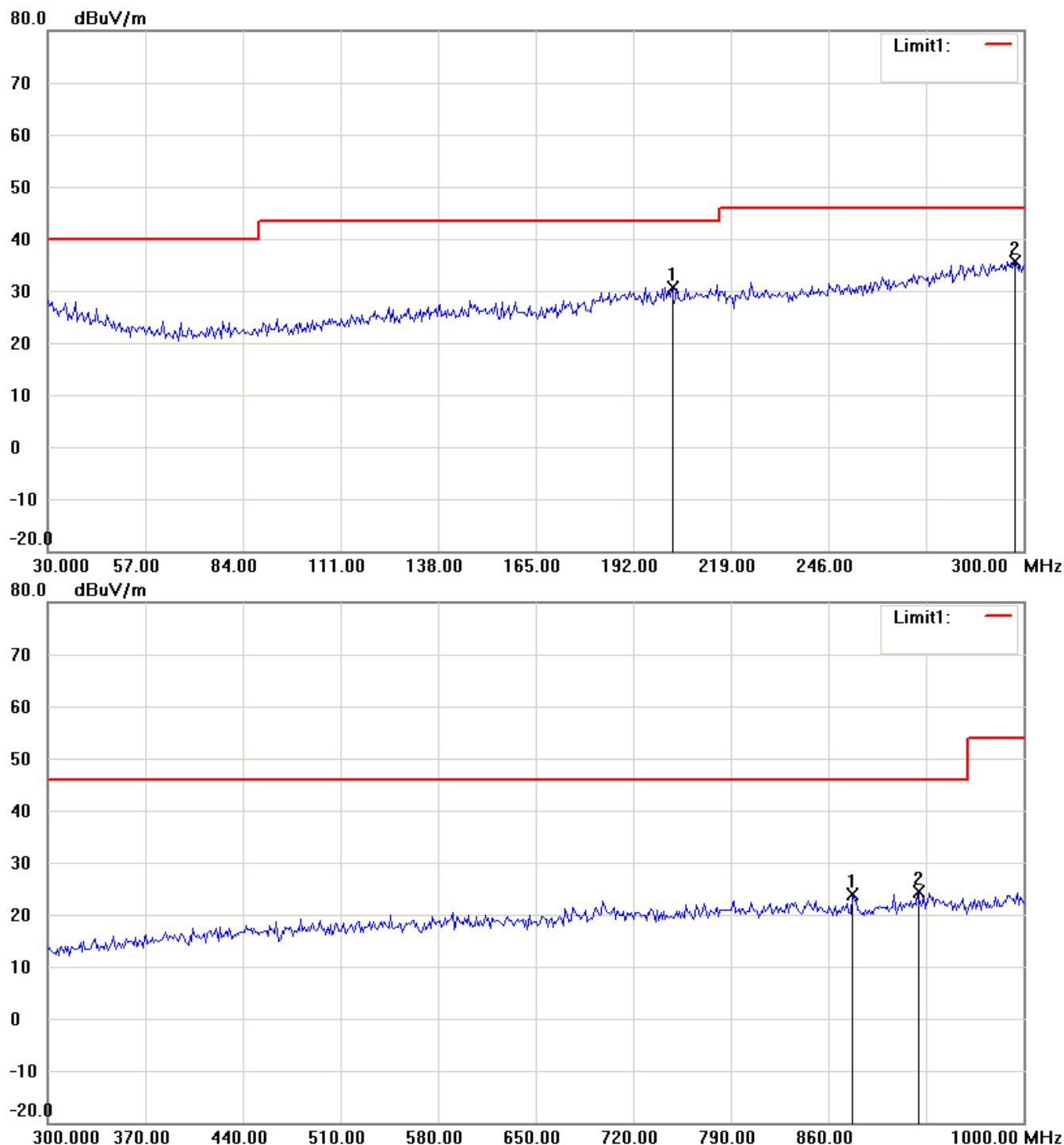


Report Number: W6M21103-11284-P-2224

FCC ID: UZI-PR30

Band II_Idle Mode_4.2 V

Antenna Polarization H




Up Line: Peak Limit Line

Down Line: Ave Limit Line

Note:

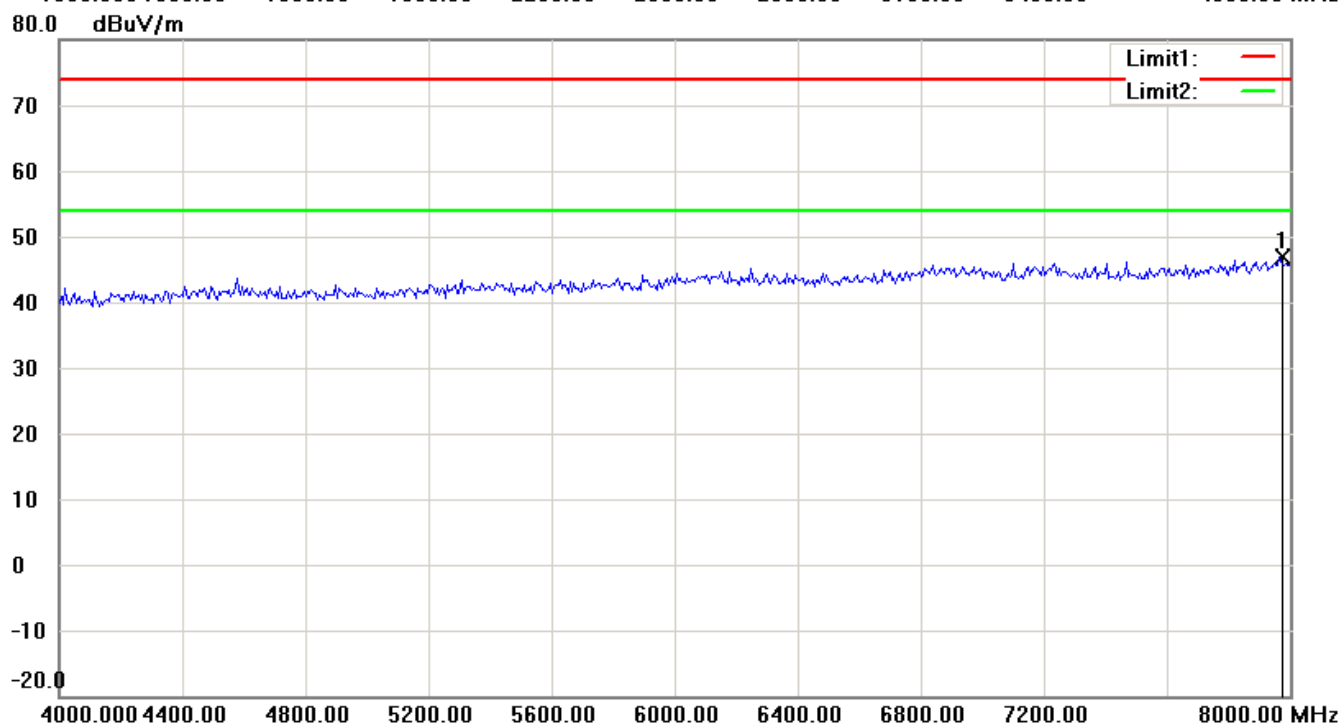
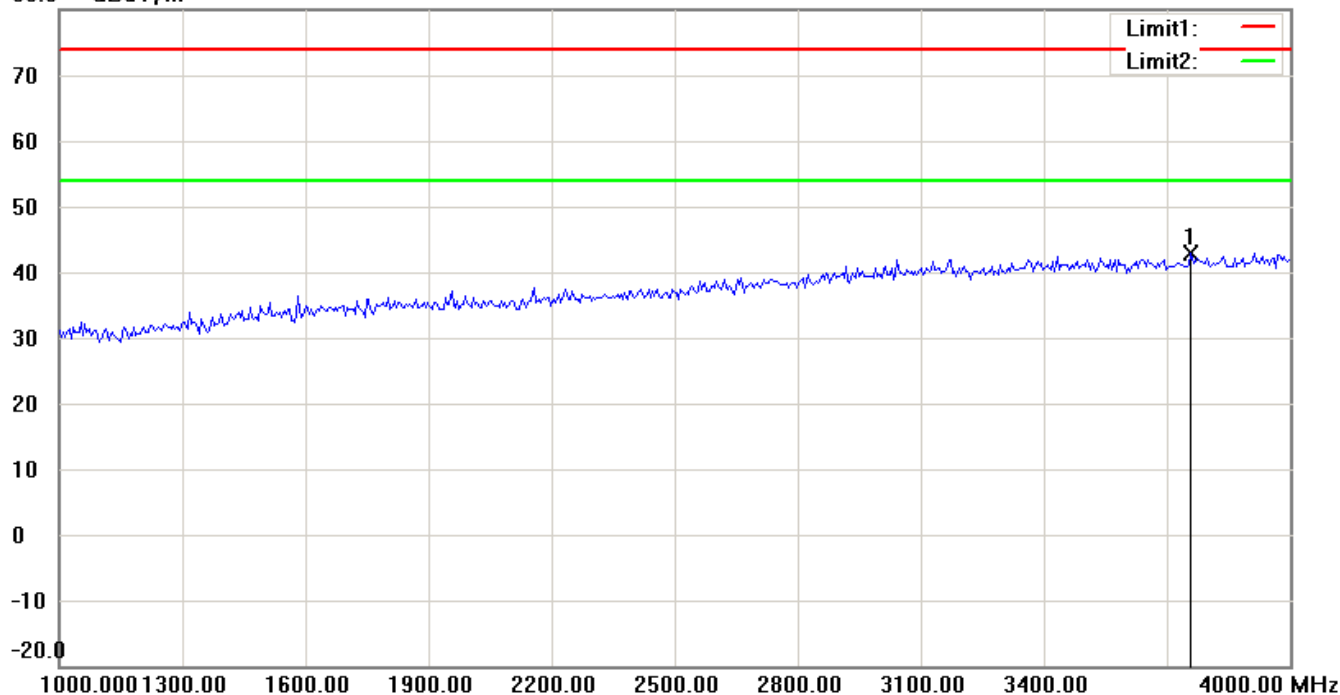
1. The attached measurement plots are preliminarily pre-scanned with peak detector for determining the final checking frequencies and are for reference only.
2. The some frequencies may exceed the limit line without the specified detectors, but that cannot present the results are failed to the specification of test standard.
3. For corrected test results are listed in the relevant table of radiated test data of this test report.



Report Number: W6M21103-11284-P-2224

FCC ID: UZI-PR30

80.0 dBuV/m



Up Line: Peak Limit Line

Down Line: Ave Limit Line

Note:

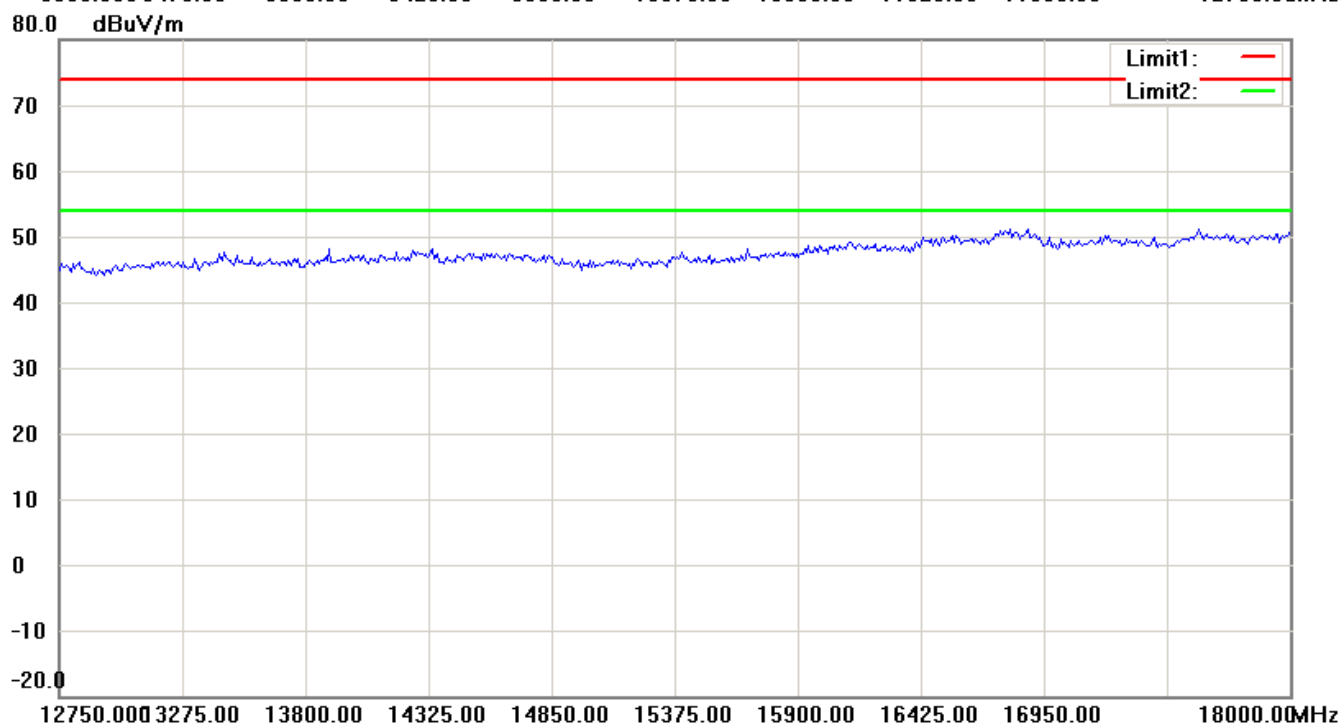
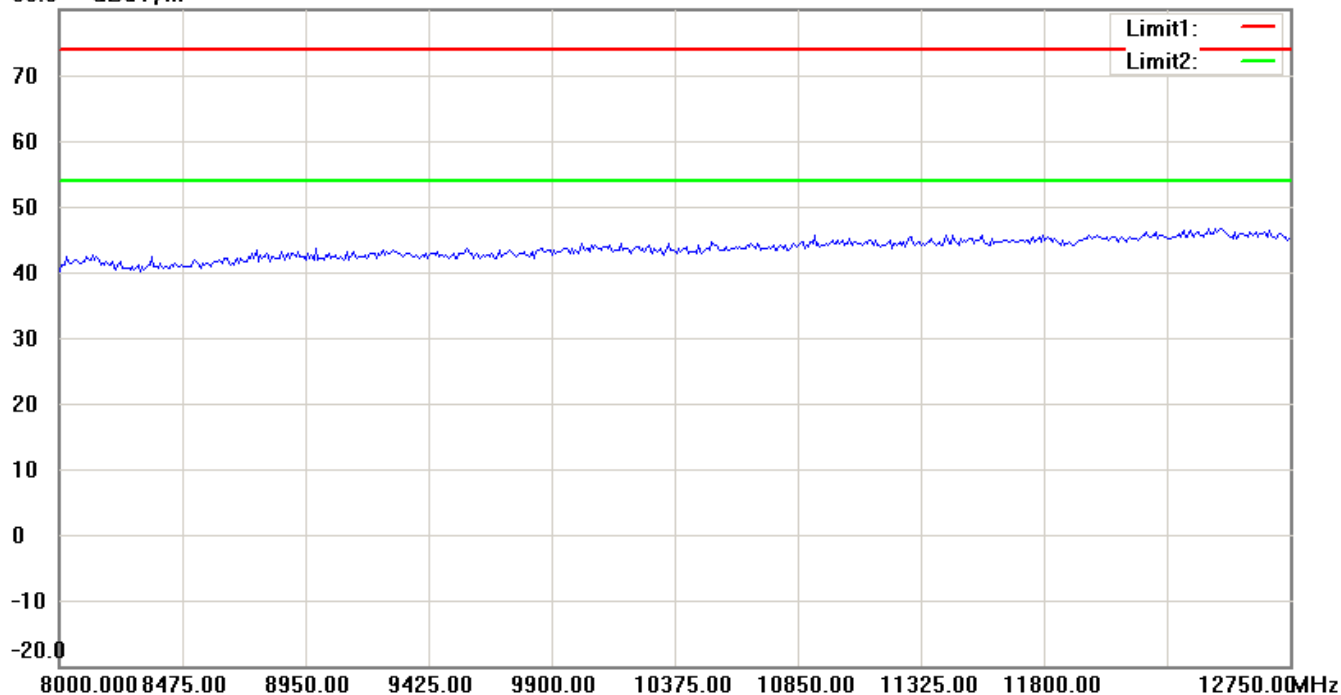
1. The attached measurement plots are preliminarily pre-scanned with peak detector for determining the final checking frequencies and are for reference only.
2. The some frequencies may exceed the limit line without the specified detectors, but that cannot present the results are failed to the specification of test standard.
3. For corrected test results are listed in the relevant table of radiated test data of this test report.



Report Number: W6M21103-11284-P-2224

FCC ID: UZI-PR30

80.0 dBuV/m




Up Line: Peak Limit Line

Down Line: Ave Limit Line

Note:

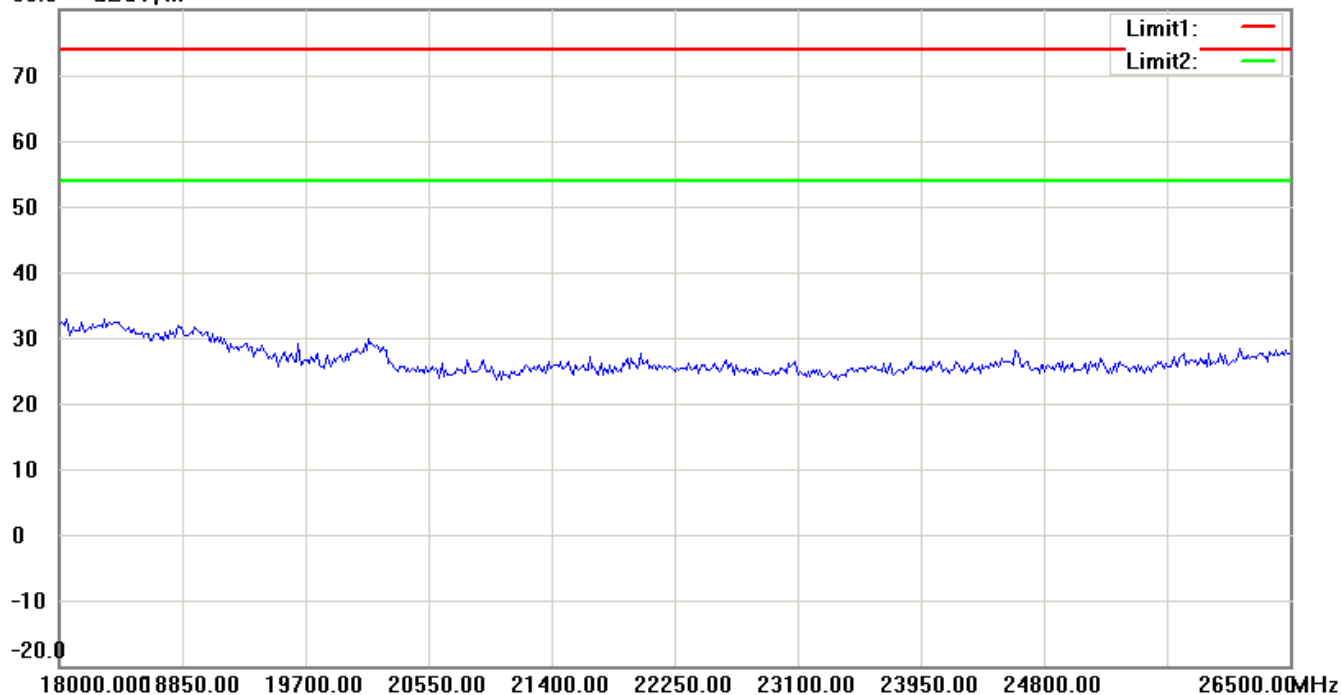
1. The attached measurement plots are preliminarily pre-scanned with peak detector for determining the final checking frequencies and are for reference only.
2. The some frequencies may exceed the limit line without the specified detectors, but that cannot present the results are failed to the specification of test standard.
3. For corrected test results are listed in the relevant table of radiated test data of this test report.



Report Number: W6M21103-11284-P-2224

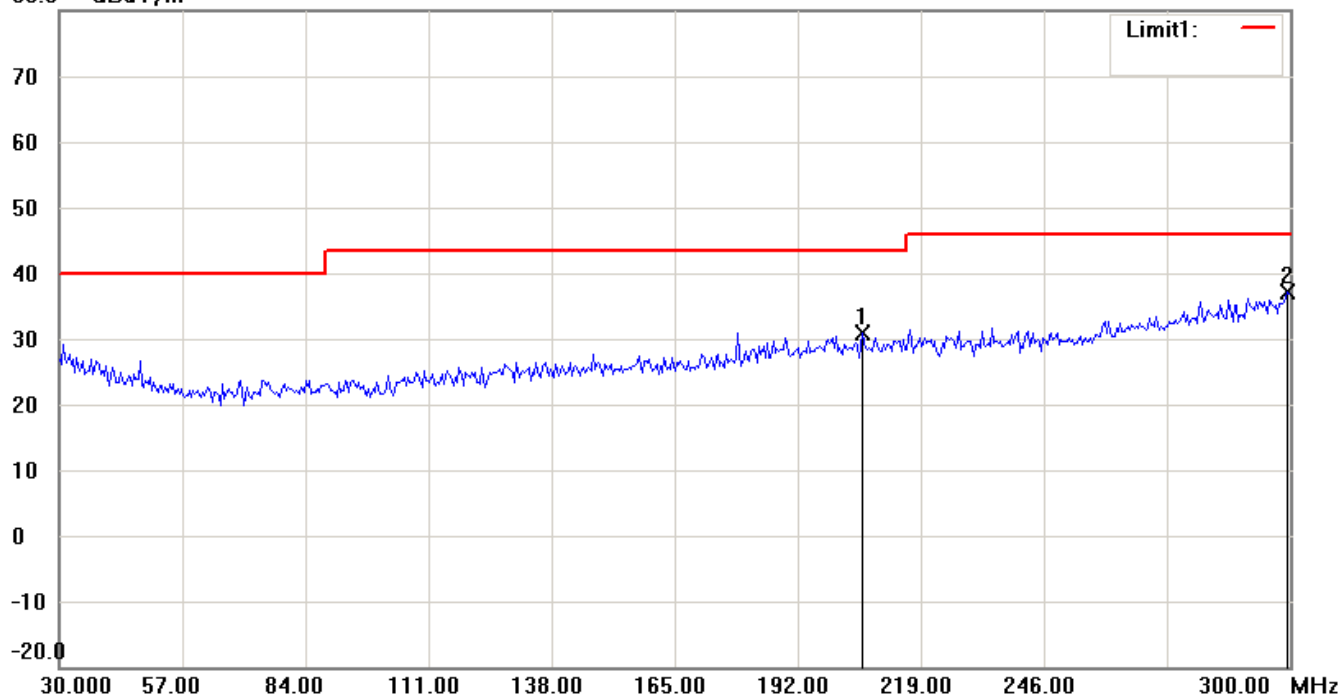
FCC ID: UZI-PR30

80.0 dBuV/m



Antenna Polarization V

80.0 dBuV/m




Up Line: Peak Limit Line

Down Line: Ave Limit Line

Note:

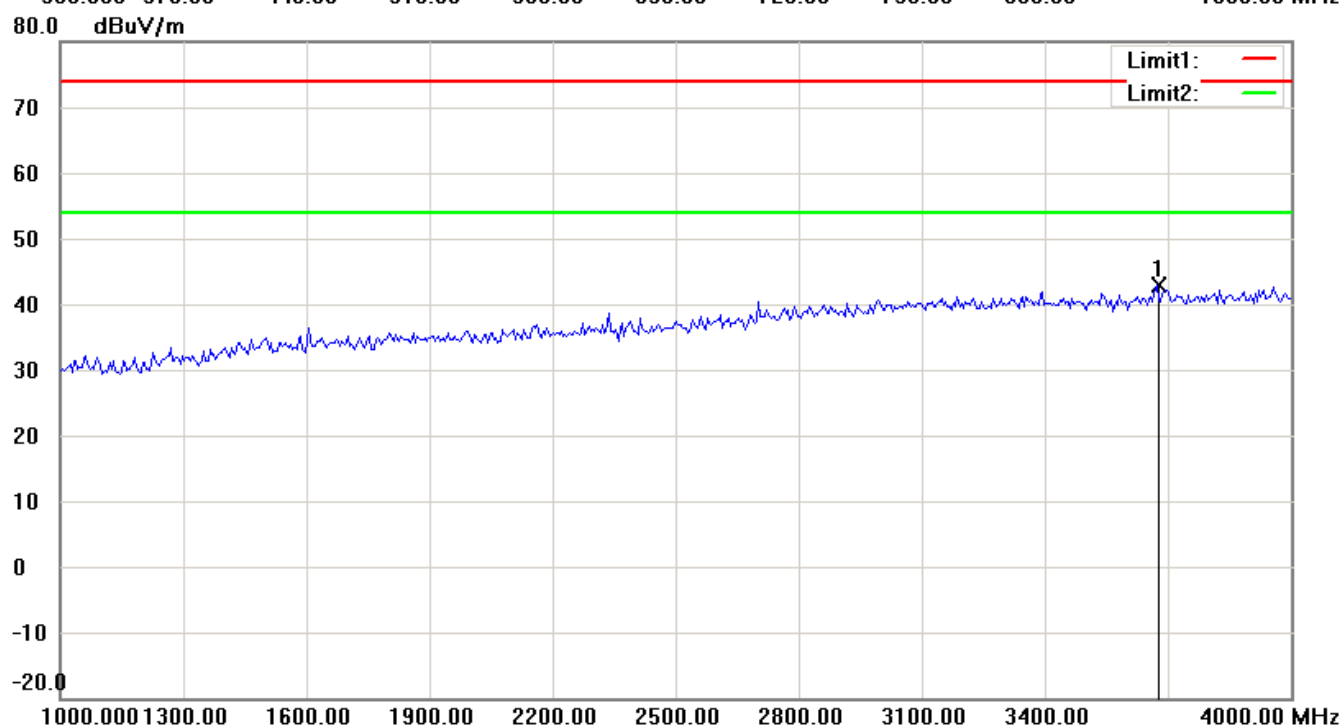
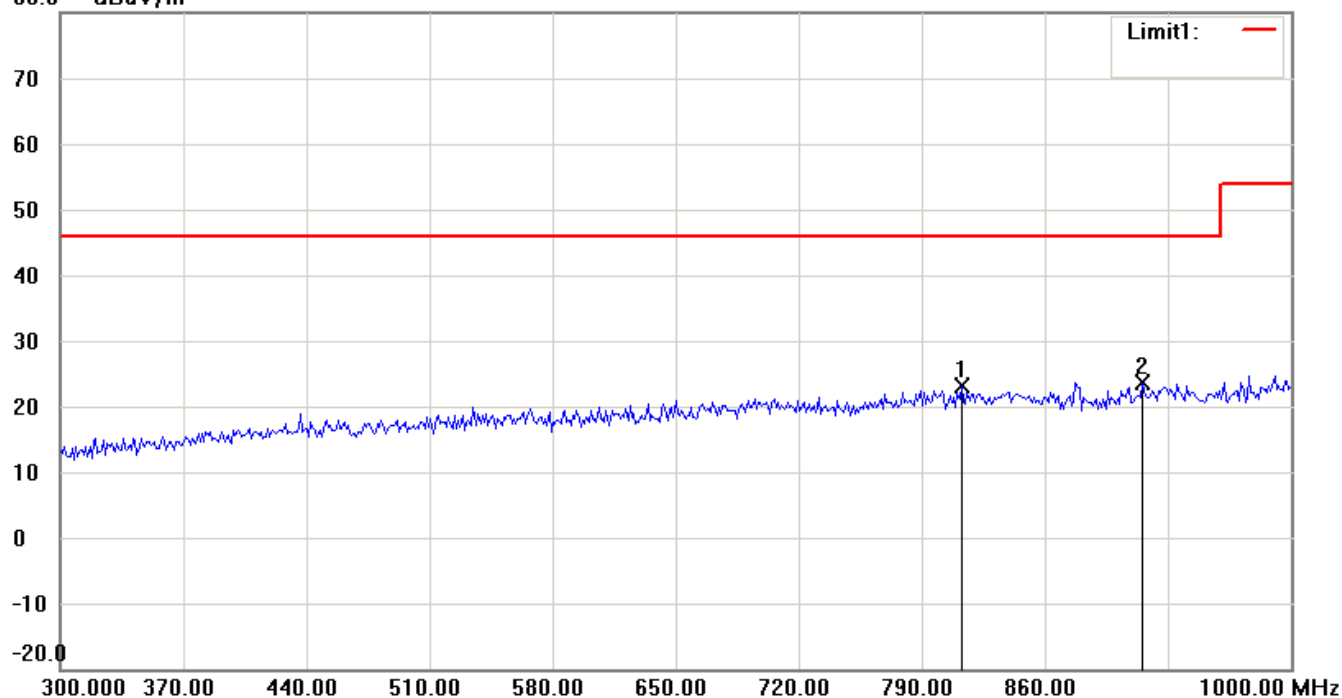
1. The attached measurement plots are preliminarily pre-scanned with peak detector for determining the final checking frequencies and are for reference only.
2. The some frequencies may exceed the limit line without the specified detectors, but that cannot present the results are failed to the specification of test standard.
3. For corrected test results are listed in the relevant table of radiated test data of this test report.



Report Number: W6M21103-11284-P-2224

FCC ID: UZI-PR30

80.0 dBuV/m




Up Line: Peak Limit Line

Down Line: Ave Limit Line

Note:

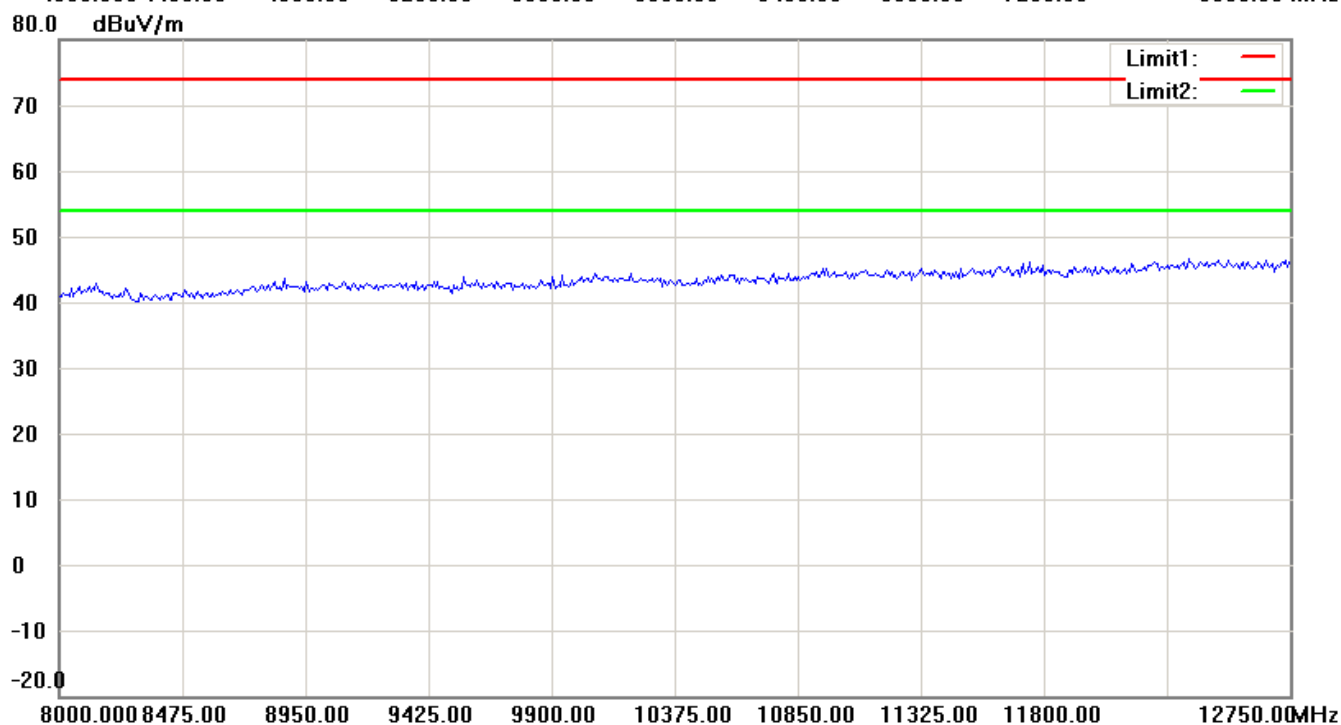
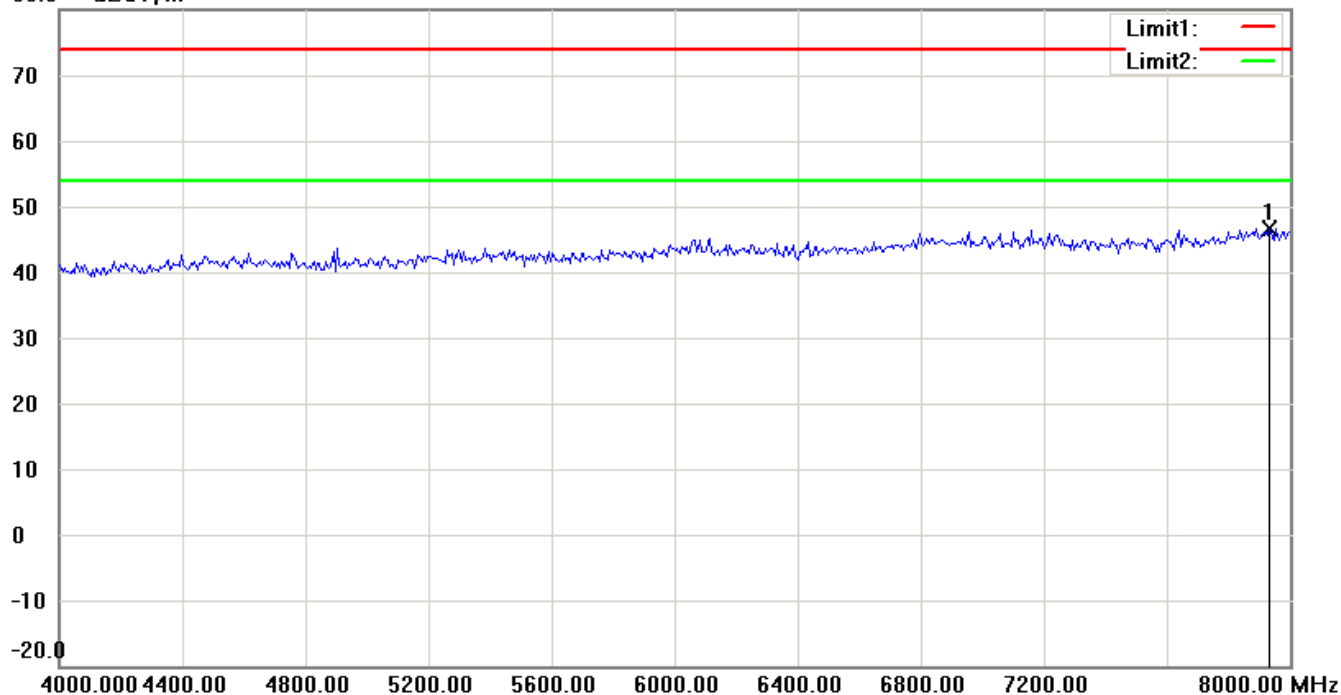
1. The attached measurement plots are preliminarily pre-scanned with peak detector for determining the final checking frequencies and are for reference only.
2. The some frequencies may exceed the limit line without the specified detectors, but that cannot present the results are failed to the specification of test standard.
3. For corrected test results are listed in the relevant table of radiated test data of this test report.



Report Number: W6M21103-11284-P-2224

FCC ID: UZI-PR30

80.0 dBuV/m



Up Line: Peak Limit Line

Down Line: Ave Limit Line

Note:

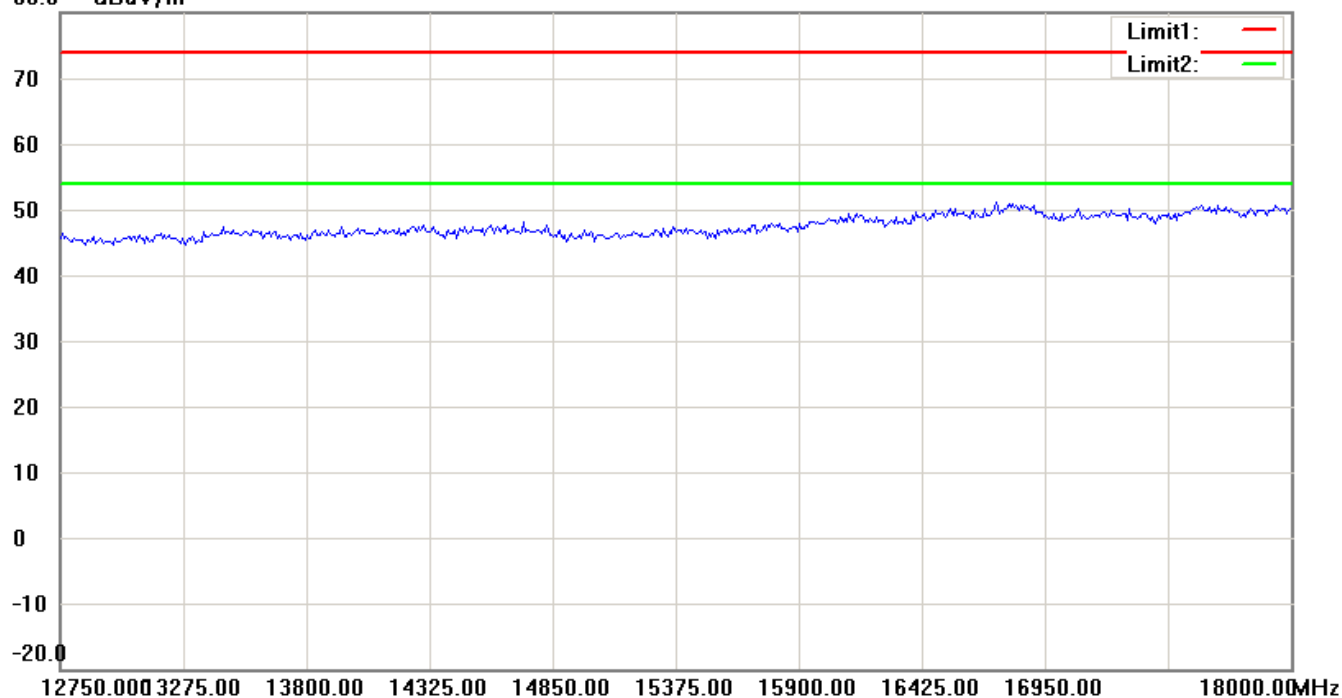
1. The attached measurement plots are preliminarily pre-scanned with peak detector for determining the final checking frequencies and are for reference only.
2. The some frequencies may exceed the limit line without the specified detectors, but that cannot present the results are failed to the specification of test standard.
3. For corrected test results are listed in the relevant table of radiated test data of this test report.



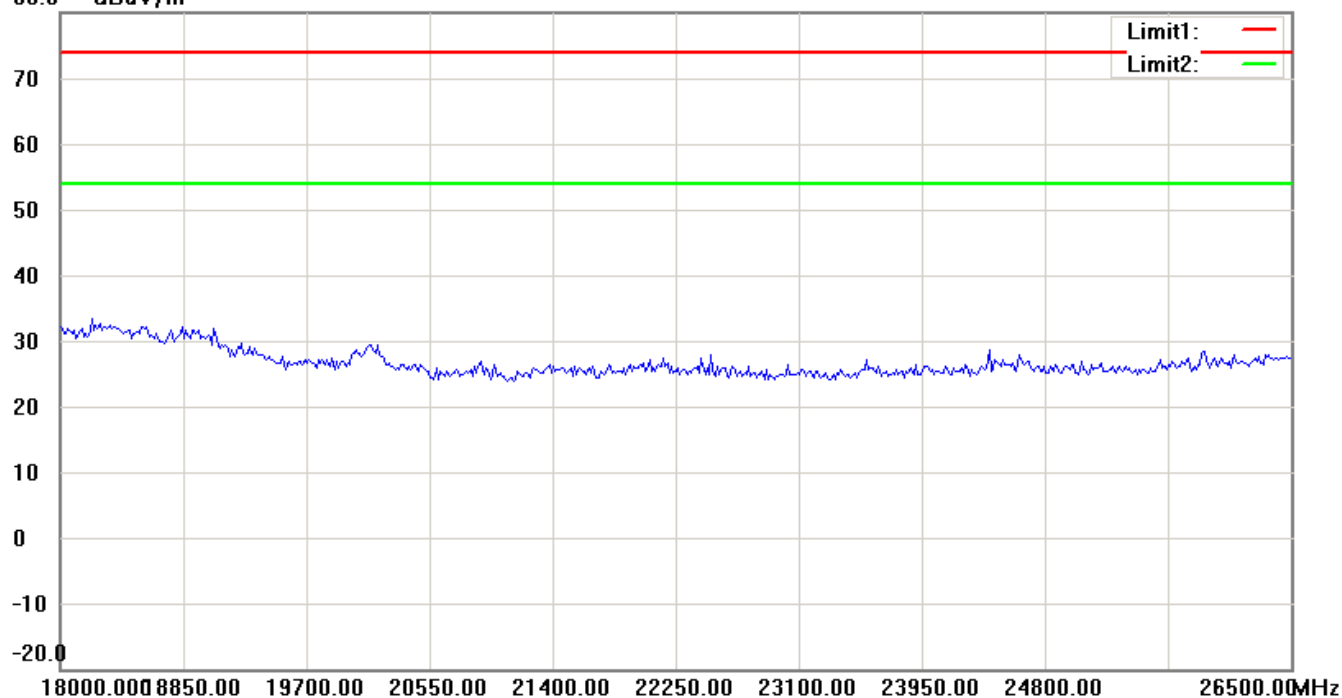
Report Number: W6M21103-11284-P-2224

FCC ID: UZI-PR30

80.0 dBuV/m



80.0 dBuV/m




Up Line: Peak Limit Line

Down Line: Ave Limit Line

Note:

1. The attached measurement plots are preliminarily pre-scanned with peak detector for determining the final checking frequencies and are for reference only.
2. The some frequencies may exceed the limit line without the specified detectors, but that cannot present the results are failed to the specification of test standard.
3. For corrected test results are listed in the relevant table of radiated test data of this test report.



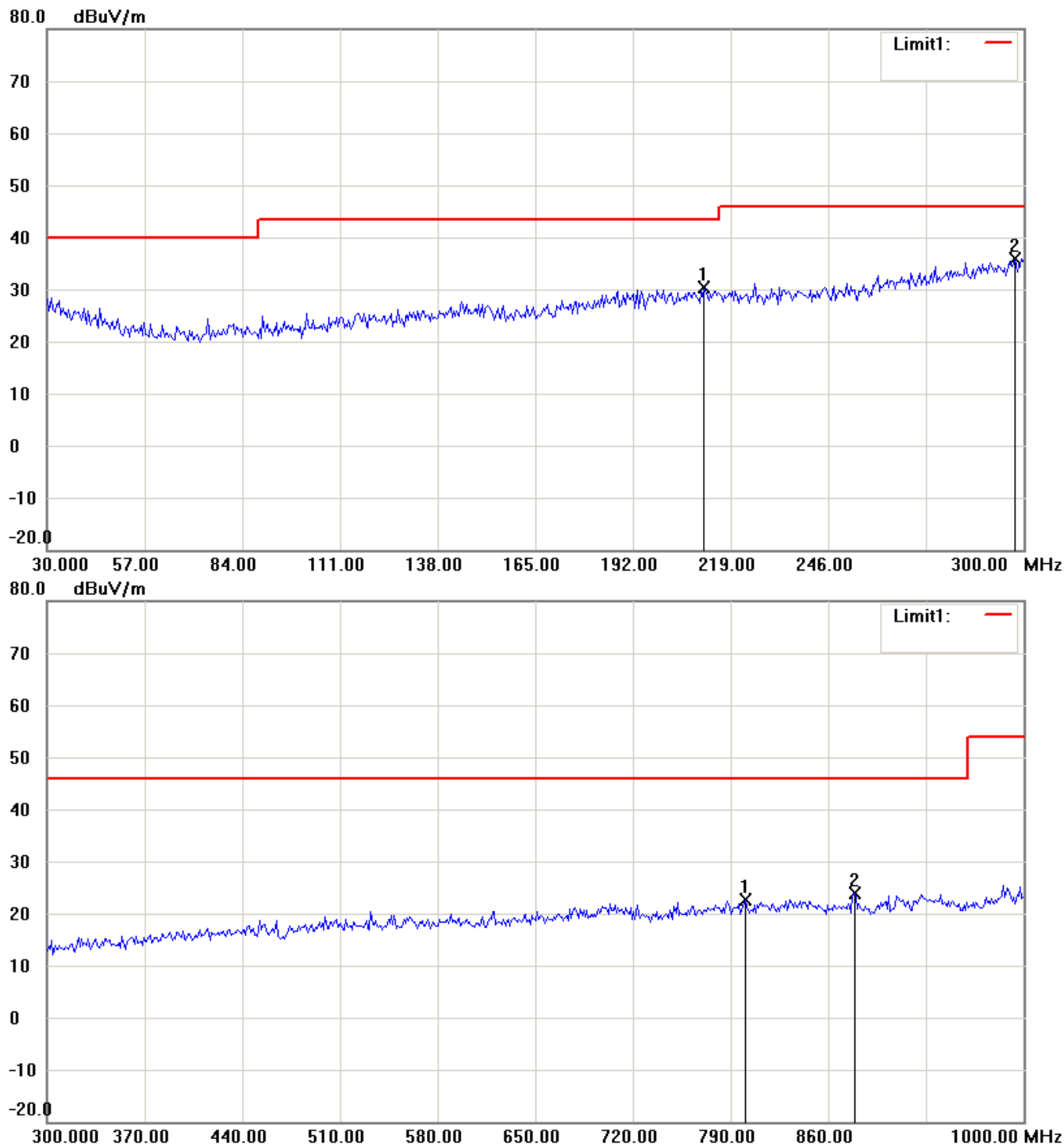
Worldwide Testing Services(Taiwan) Co., Ltd.

Report Number: W6M21103-11284-P-2224

FCC ID: UZI-PR30

1900 band_Idle Mode_3.5 V

Antenna Polarization H



Up Line: Peak Limit Line

Down Line: Ave Limit Line

Note:

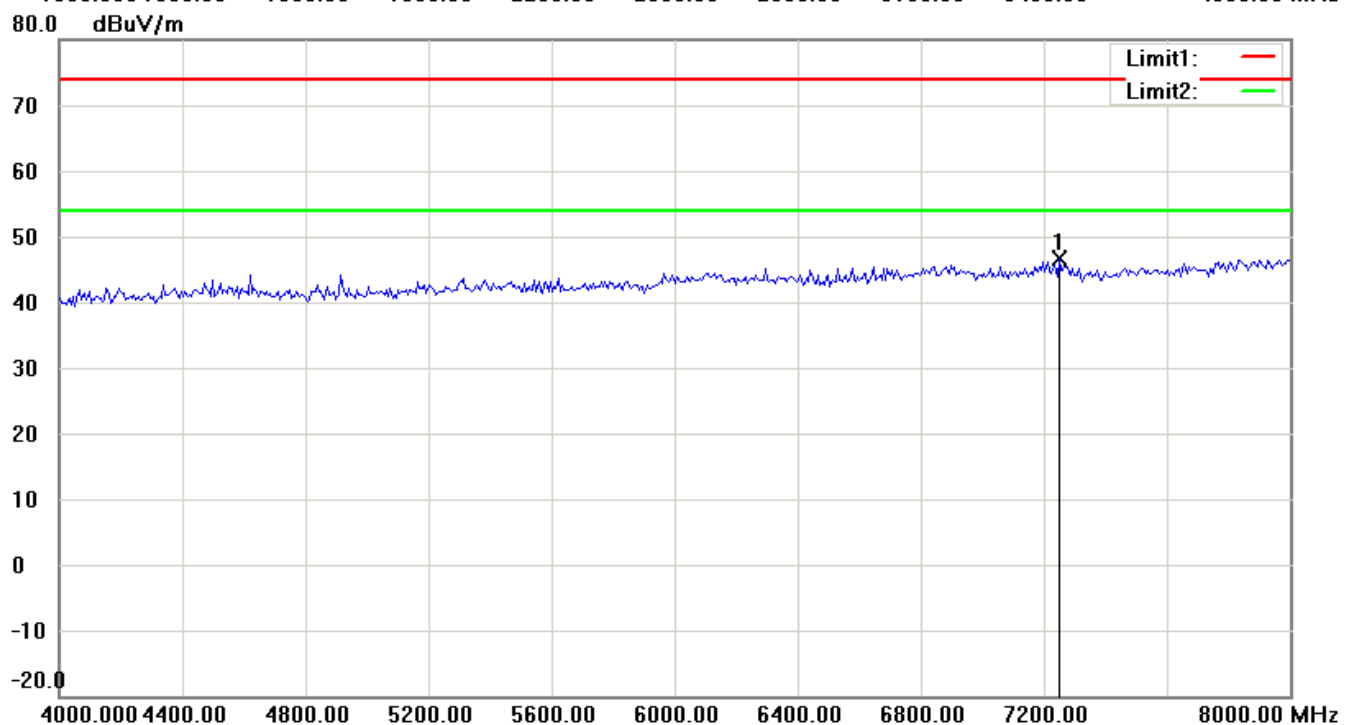
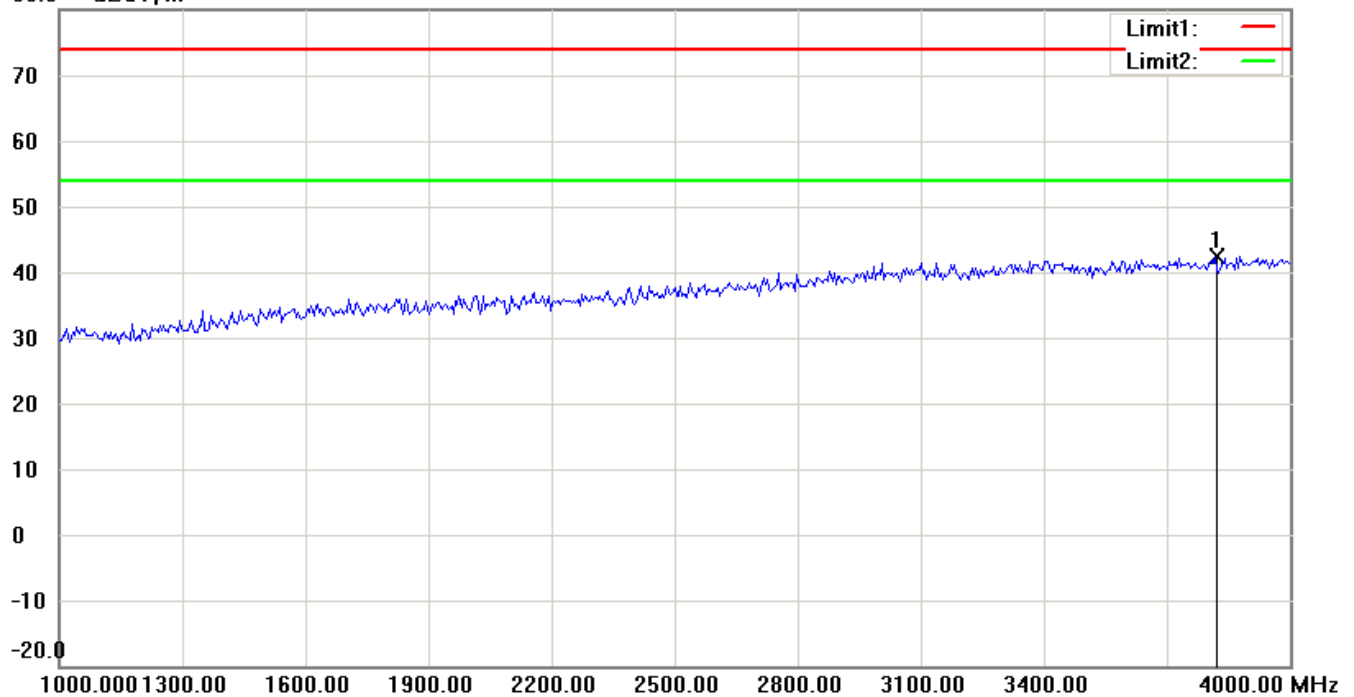
1. The attached measurement plots are preliminarily pre-scanned with peak detector for determining the final checking frequencies and are for reference only.
2. The some frequencies may exceed the limit line without the specified detectors, but that cannot present the results are failed to the specification of test standard.
3. For corrected test results are listed in the relevant table of radiated test data of this test report.



Report Number: W6M21103-11284-P-2224

FCC ID: UZI-PR30

80.0 dBuV/m




Up Line: Peak Limit Line

Down Line: Ave Limit Line

Note:

1. The attached measurement plots are preliminarily pre-scanned with peak detector for determining the final checking frequencies and are for reference only.
2. The some frequencies may exceed the limit line without the specified detectors, but that cannot present the results are failed to the specification of test standard.
3. For corrected test results are listed in the relevant table of radiated test data of this test report.

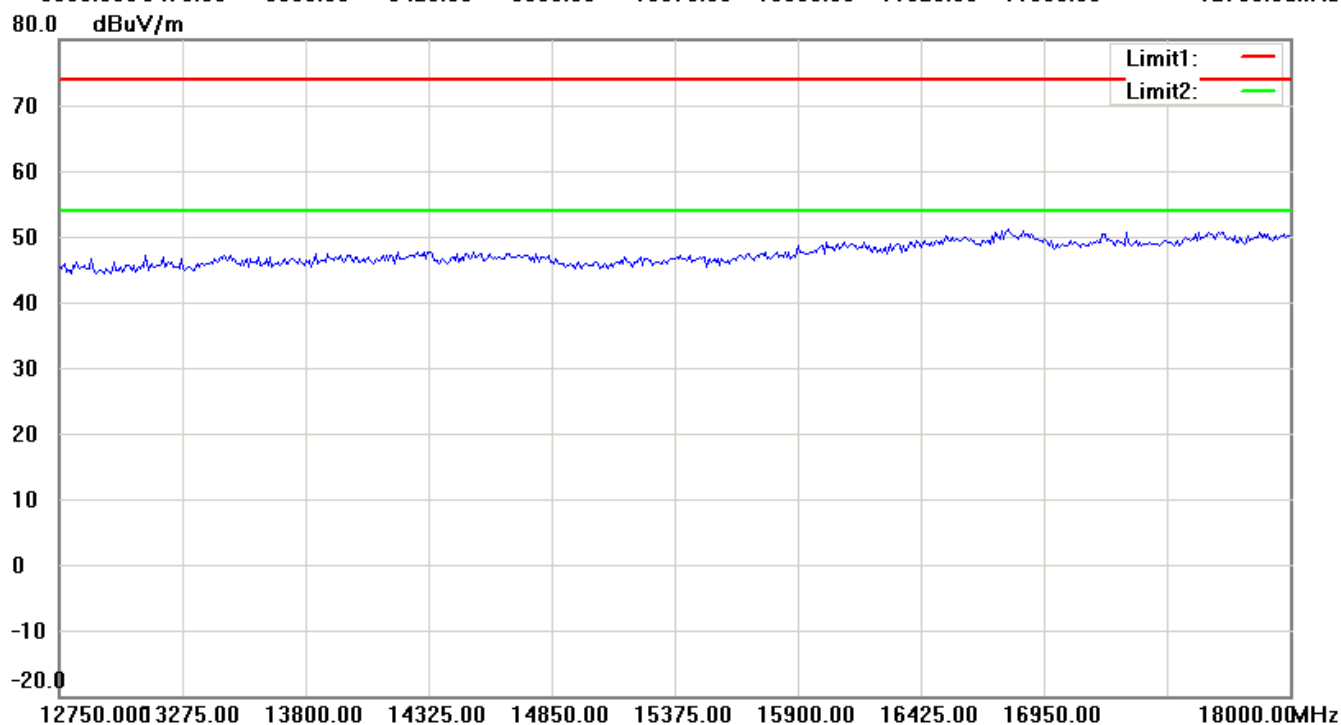
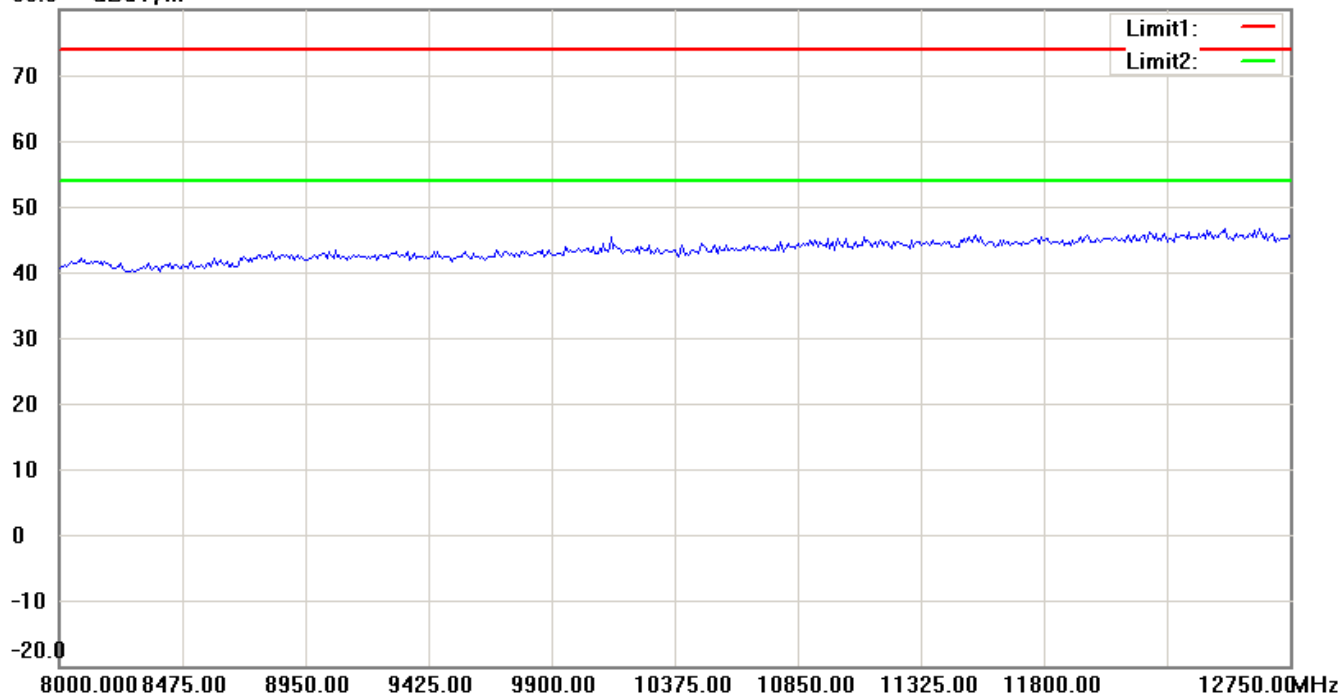


Worldwide Testing Services(Taiwan) Co., Ltd.

Report Number: W6M21103-11284-P-2224

FCC ID: UZI-PR30

80.0 dBuV/m



Up Line: Peak Limit Line

Down Line: Ave Limit Line

Note:

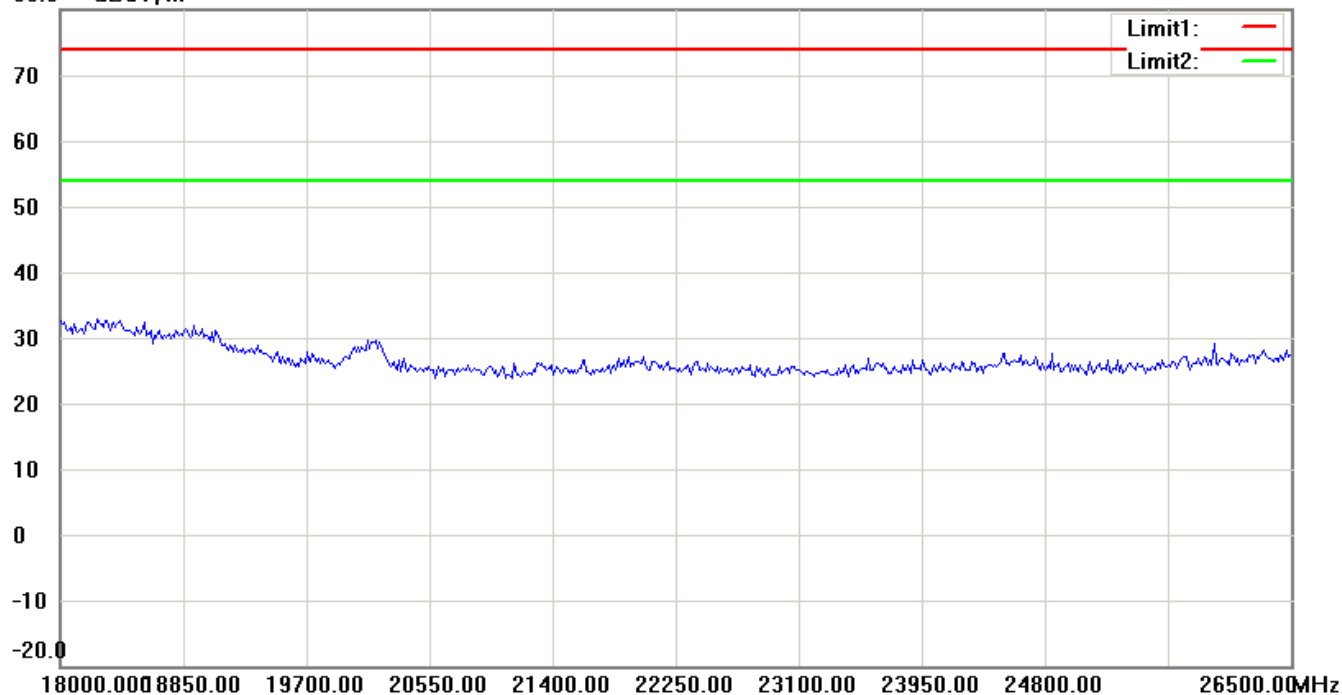
1. The attached measurement plots are preliminarily pre-scanned with peak detector for determining the final checking frequencies and are for reference only.
2. The some frequencies may exceed the limit line without the specified detectors, but that cannot present the results are failed to the specification of test standard.
3. For corrected test results are listed in the relevant table of radiated test data of this test report.



Report Number: W6M21103-11284-P-2224

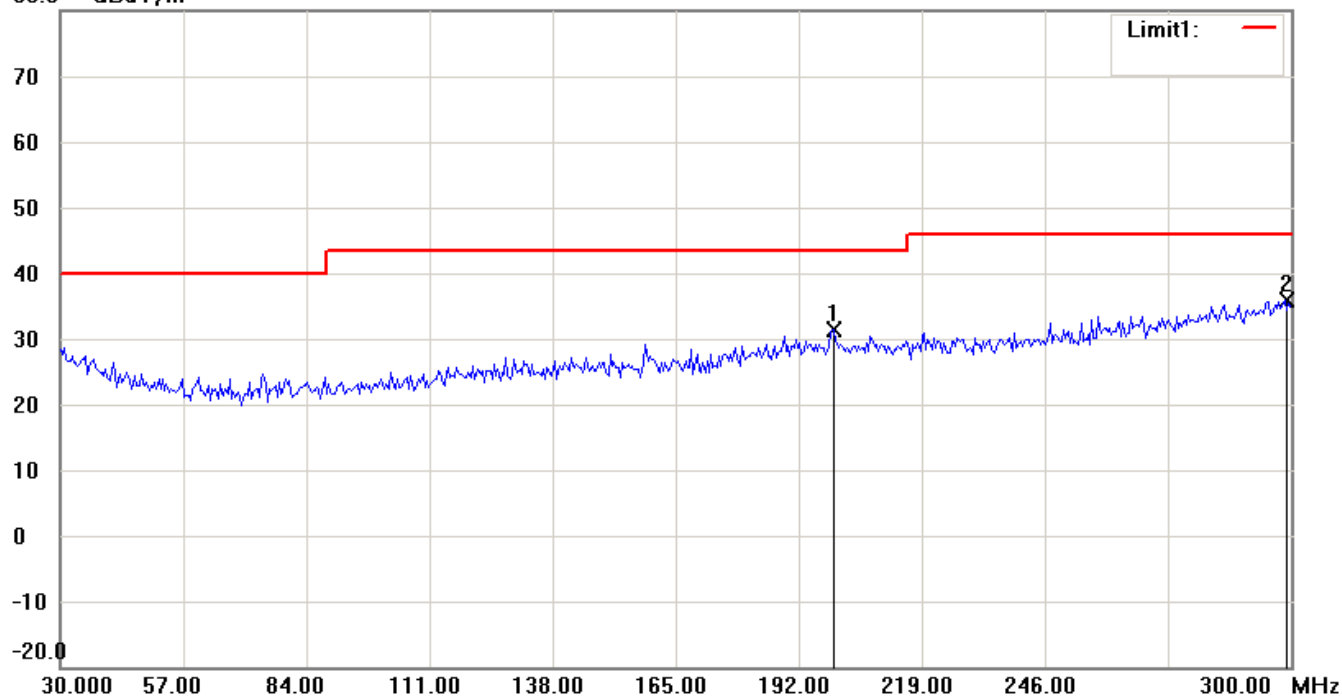
FCC ID: UZI-PR30

80.0 dBuV/m



Antenna Polarization V

80.0 dBuV/m




Up Line: Peak Limit Line

Down Line: Ave Limit Line

Note:

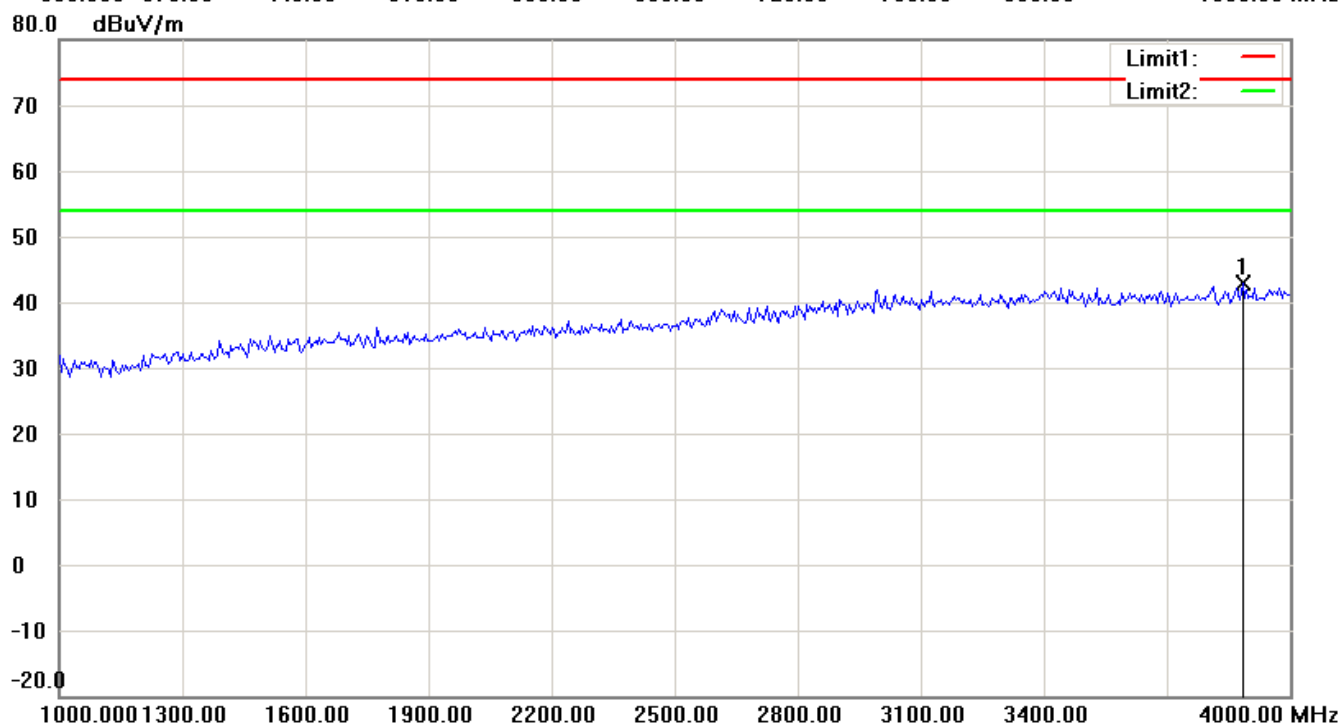
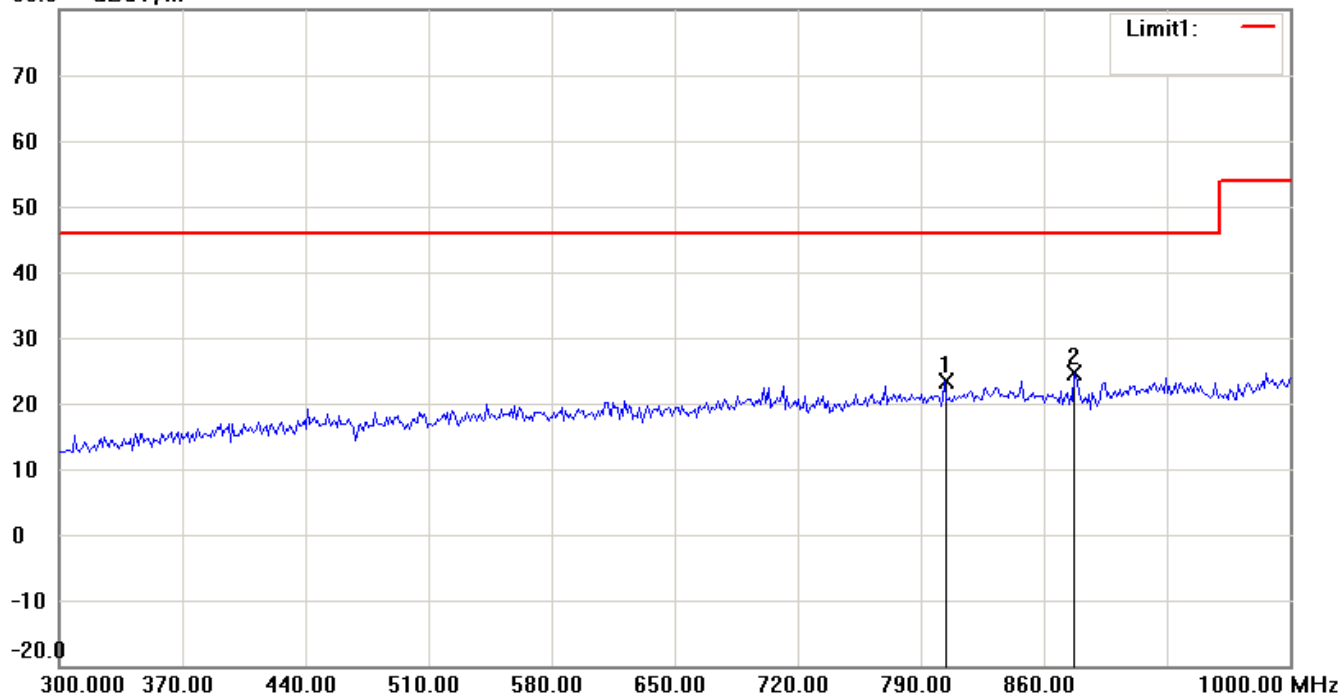
1. The attached measurement plots are preliminarily pre-scanned with peak detector for determining the final checking frequencies and are for reference only.
2. The some frequencies may exceed the limit line without the specified detectors, but that cannot present the results are failed to the specification of test standard.
3. For corrected test results are listed in the relevant table of radiated test data of this test report.



Report Number: W6M21103-11284-P-2224

FCC ID: UZI-PR30

80.0 dBuV/m




Up Line: Peak Limit Line

Down Line: Ave Limit Line

Note:

1. The attached measurement plots are preliminarily pre-scanned with peak detector for determining the final checking frequencies and are for reference only.
2. The some frequencies may exceed the limit line without the specified detectors, but that cannot present the results are failed to the specification of test standard.
3. For corrected test results are listed in the relevant table of radiated test data of this test report.

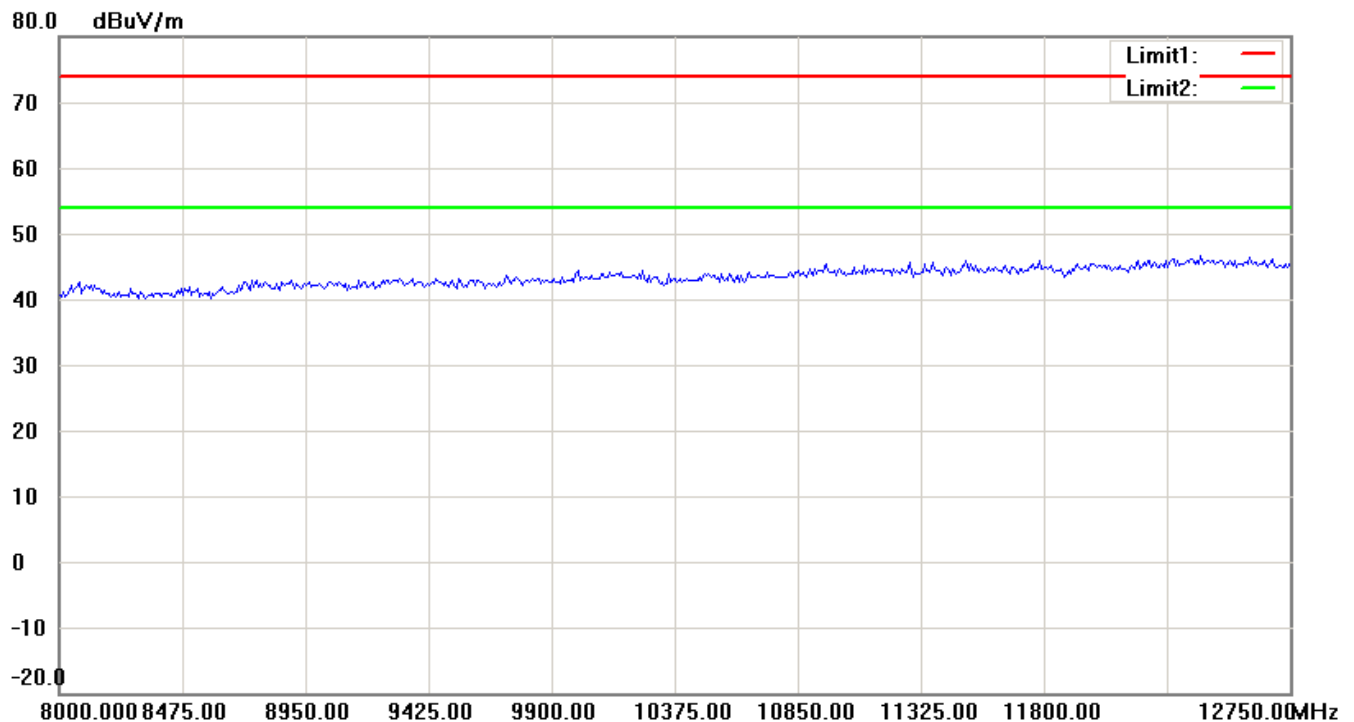
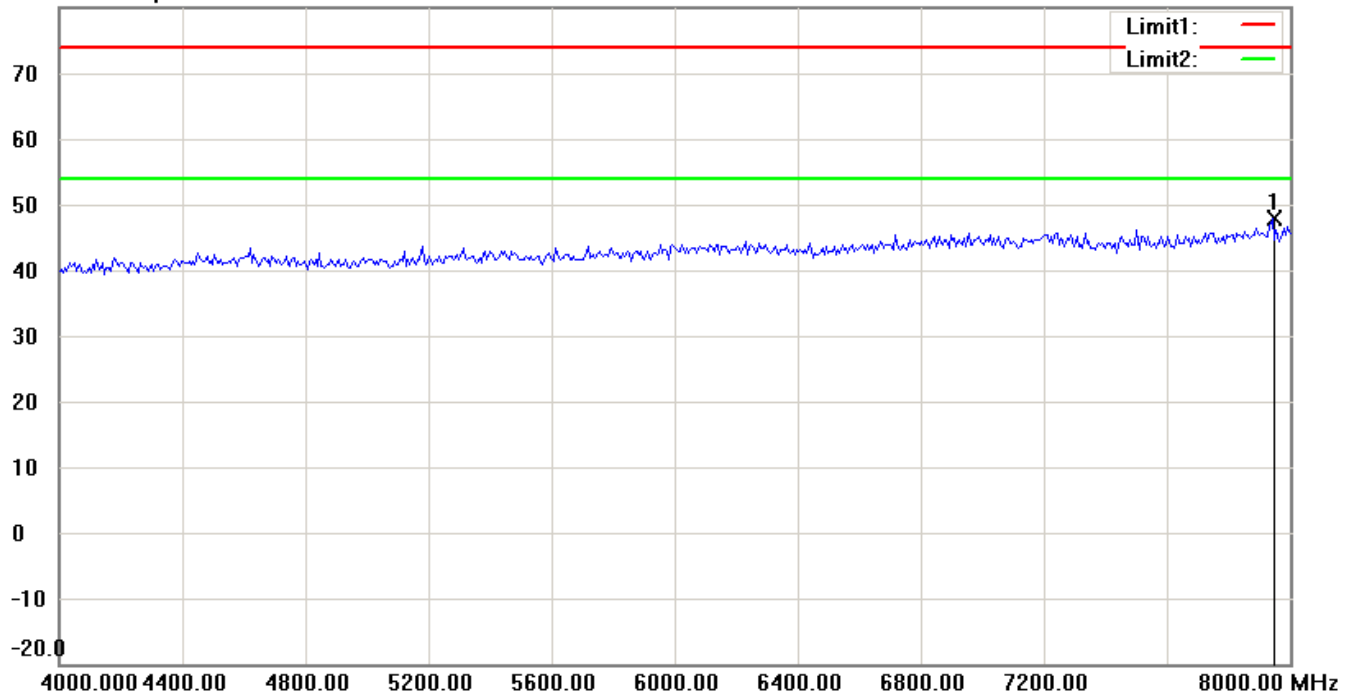


Worldwide Testing Services(Taiwan) Co., Ltd.

Report Number: W6M21103-11284-P-2224

FCC ID: UZI-PR30

80.0 dBuV/m




Up Line: Peak Limit Line

Down Line: Ave Limit Line

Note:

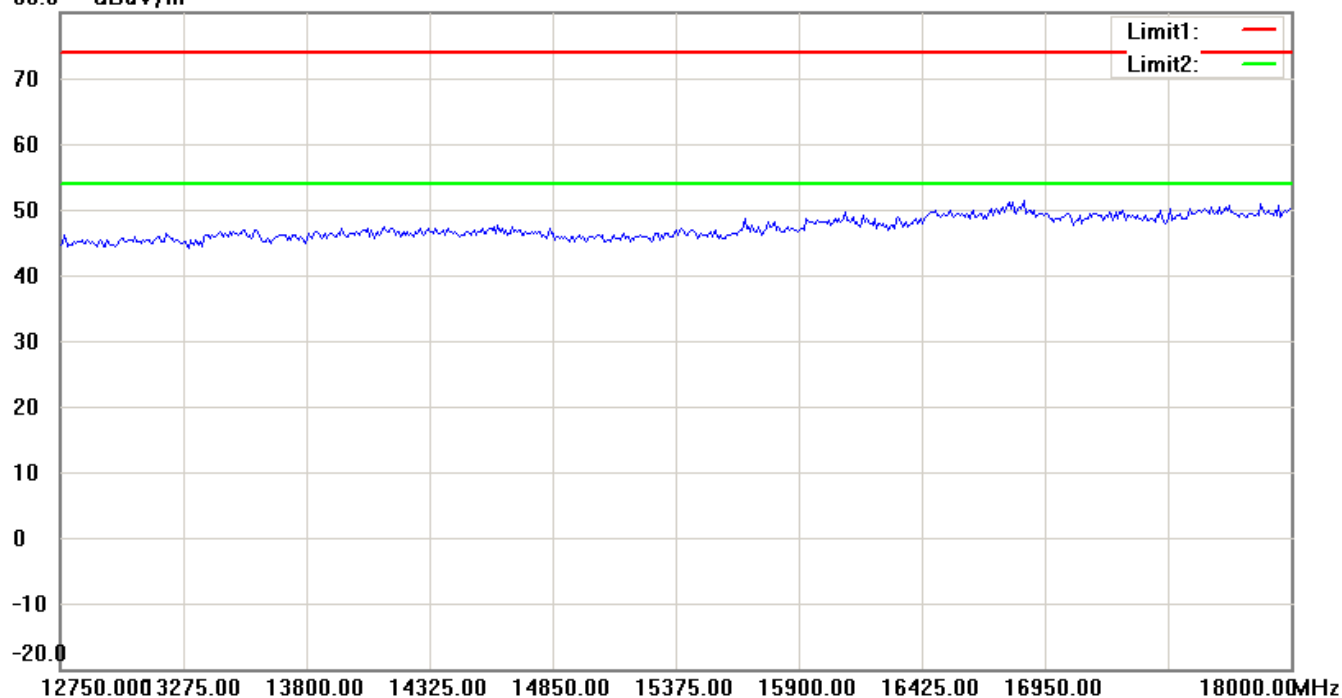
1. The attached measurement plots are preliminarily pre-scanned with peak detector for determining the final checking frequencies and are for reference only.
2. The some frequencies may exceed the limit line without the specified detectors, but that cannot present the results are failed to the specification of test standard.
3. For corrected test results are listed in the relevant table of radiated test data of this test report.



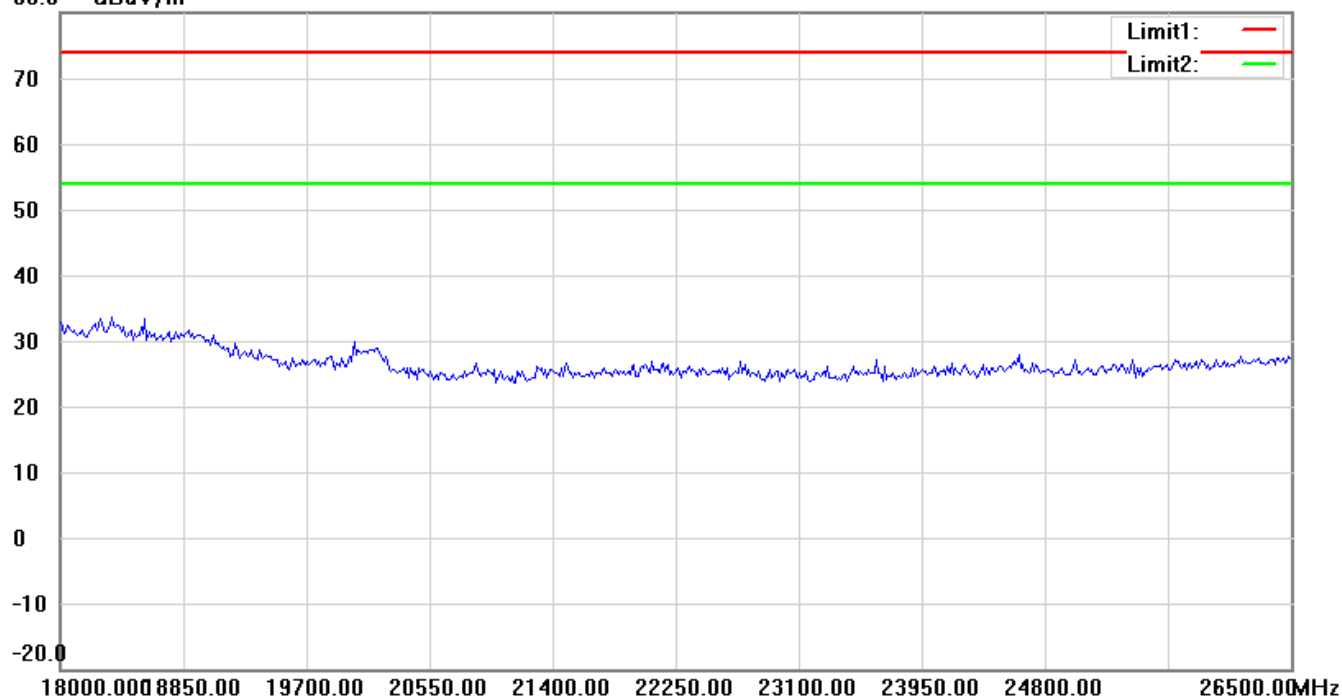
Report Number: W6M21103-11284-P-2224

FCC ID: UZI-PR30

80.0 dBuV/m



80.0 dBuV/m




Up Line: Peak Limit Line

Down Line: Ave Limit Line

Note:

1. The attached measurement plots are preliminarily pre-scanned with peak detector for determining the final checking frequencies and are for reference only.
2. The some frequencies may exceed the limit line without the specified detectors, but that cannot present the results are failed to the specification of test standard.
3. For corrected test results are listed in the relevant table of radiated test data of this test report.



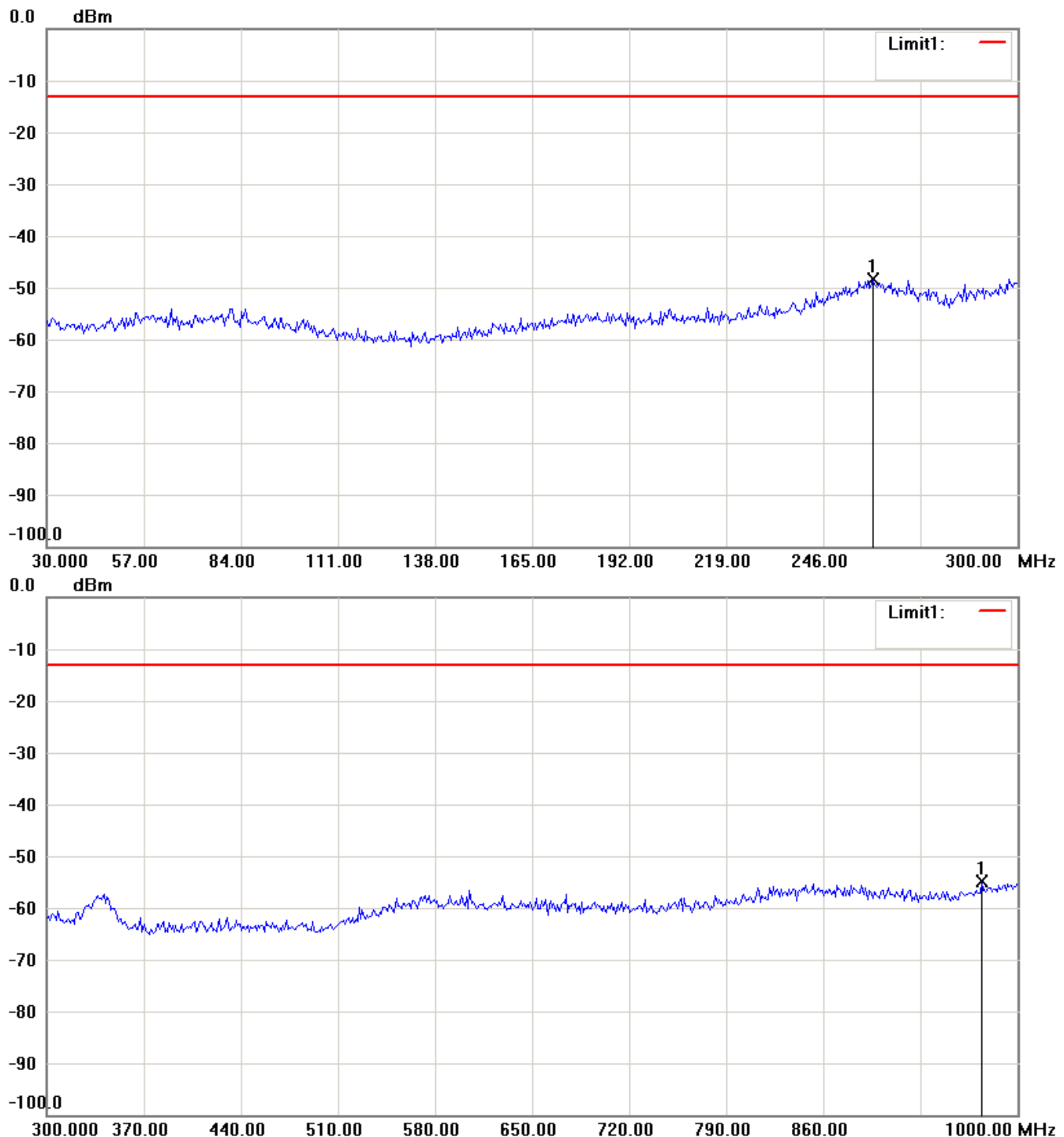
Worldwide Testing Services(Taiwan) Co., Ltd.

Report Number: W6M21103-11284-P-2224

FCC ID: UZI-PR30

Band V_CH 4132_4.2 V

Antenna Polarization H




Up Line: Peak Limit Line

Down Line: Ave Limit Line

Note:

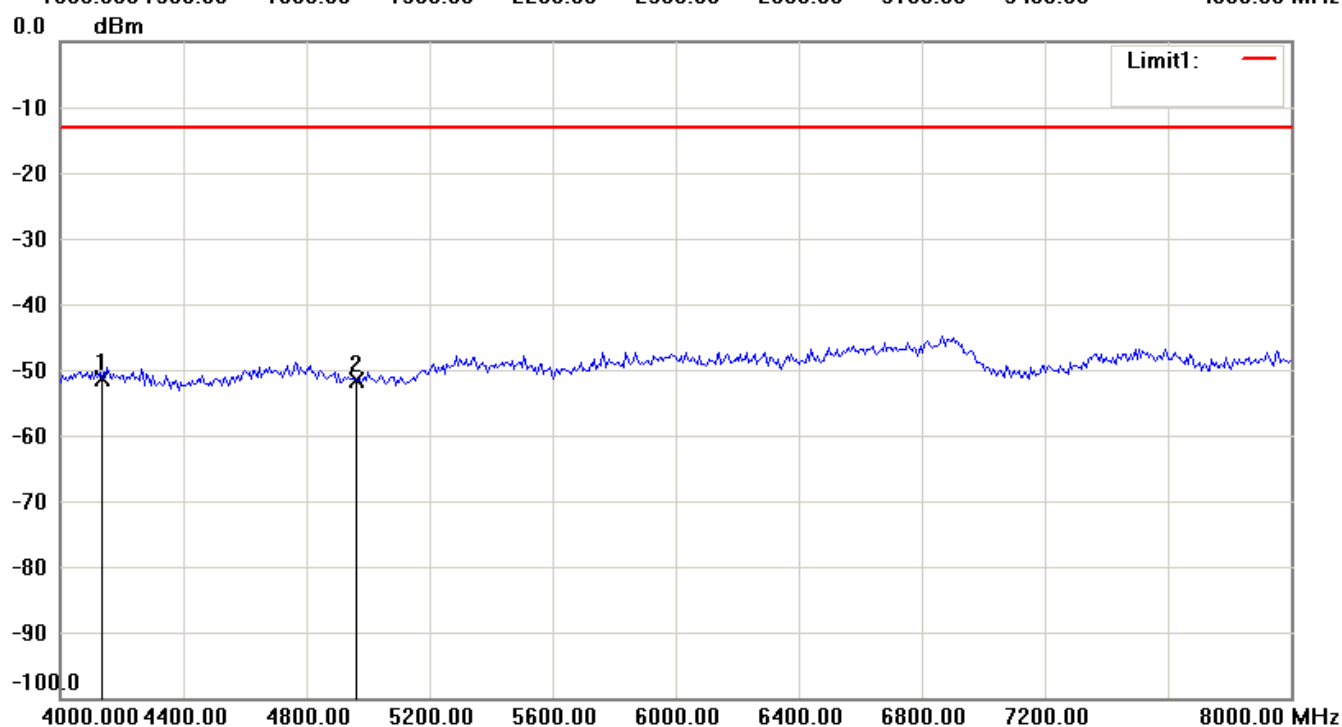
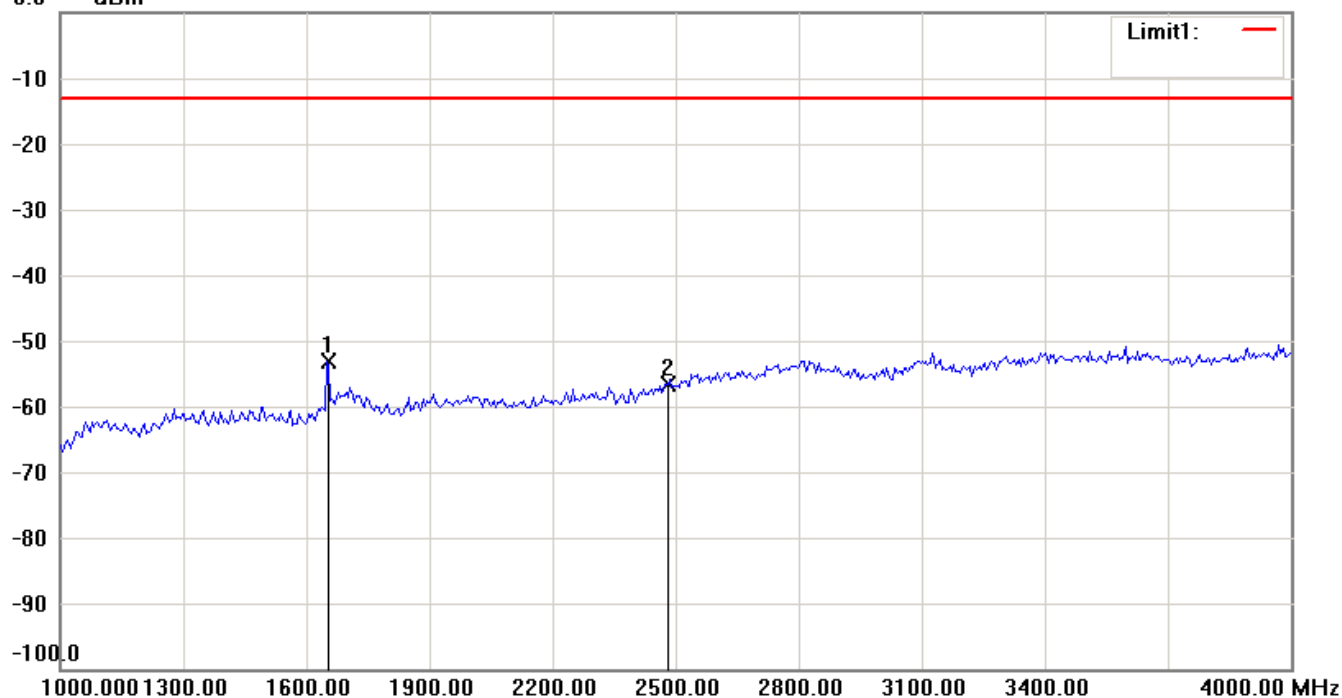
1. The attached measurement plots are preliminarily pre-scanned with peak detector for determining the final checking frequencies and are for reference only.
2. The some frequencies may exceed the limit line without the specified detectors, but that cannot present the results are failed to the specification of test standard.
3. For corrected test results are listed in the relevant table of radiated test data of this test report.



Report Number: W6M21103-11284-P-2224

FCC ID: UZI-PR30

0.0 dBm



Up Line: Peak Limit Line

Down Line: Ave Limit Line

Note:

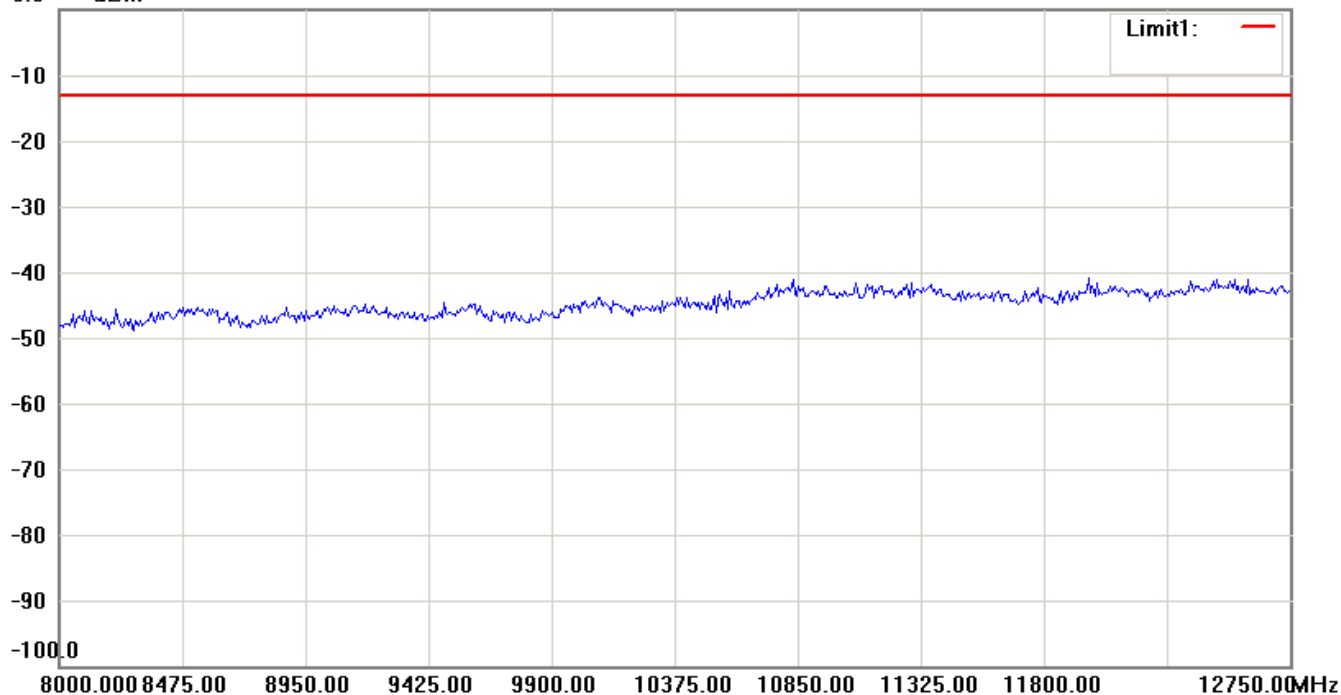
1. The attached measurement plots are preliminarily pre-scanned with peak detector for determining the final checking frequencies and are for reference only.
2. The some frequencies may exceed the limit line without the specified detectors, but that cannot present the results are failed to the specification of test standard.
3. For corrected test results are listed in the relevant table of radiated test data of this test report.



Report Number: W6M21103-11284-P-2224

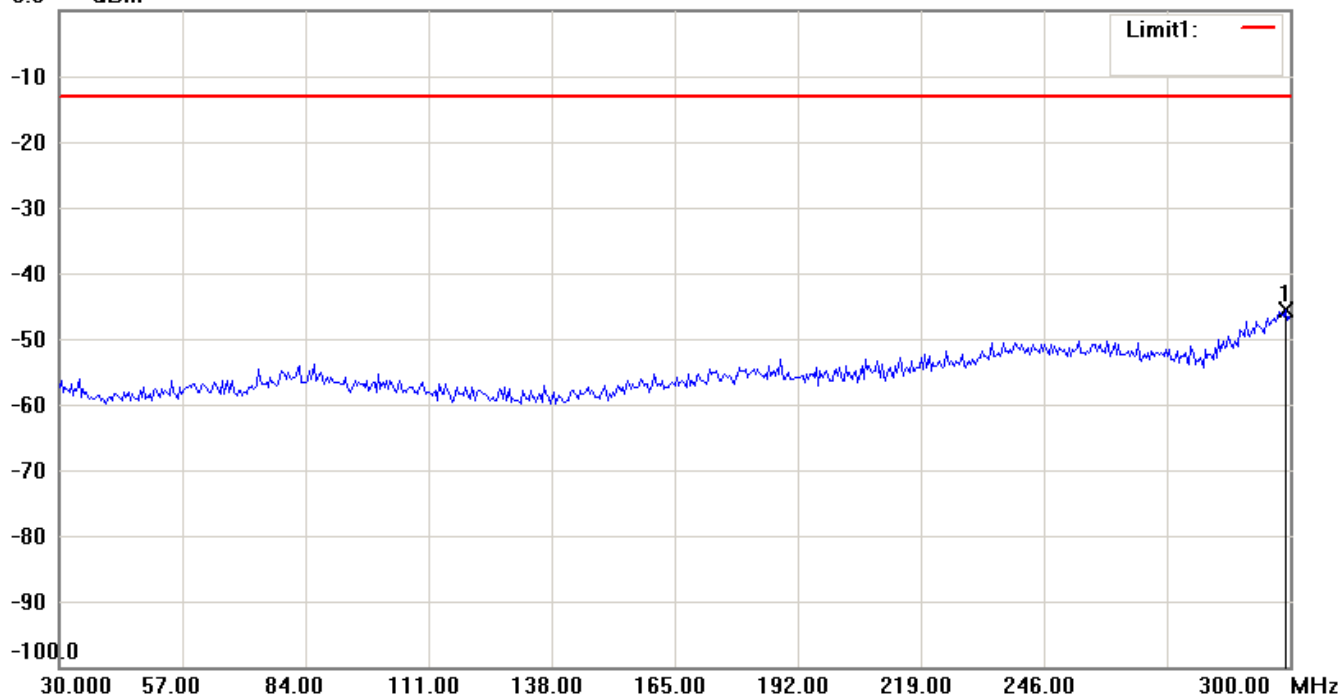
FCC ID: UZI-PR30

0.0 dBm



Antenna Polarization V

0.0 dBm




Up Line: Peak Limit Line

Down Line: Ave Limit Line

Note:

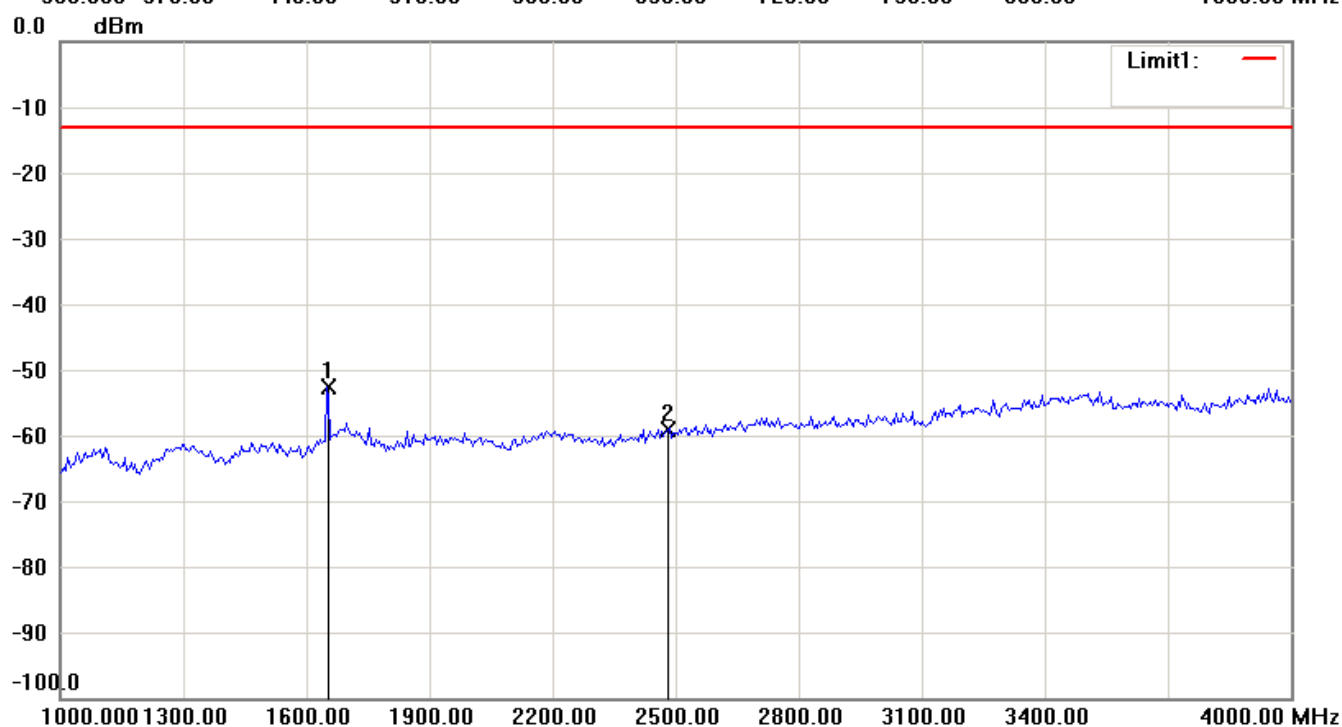
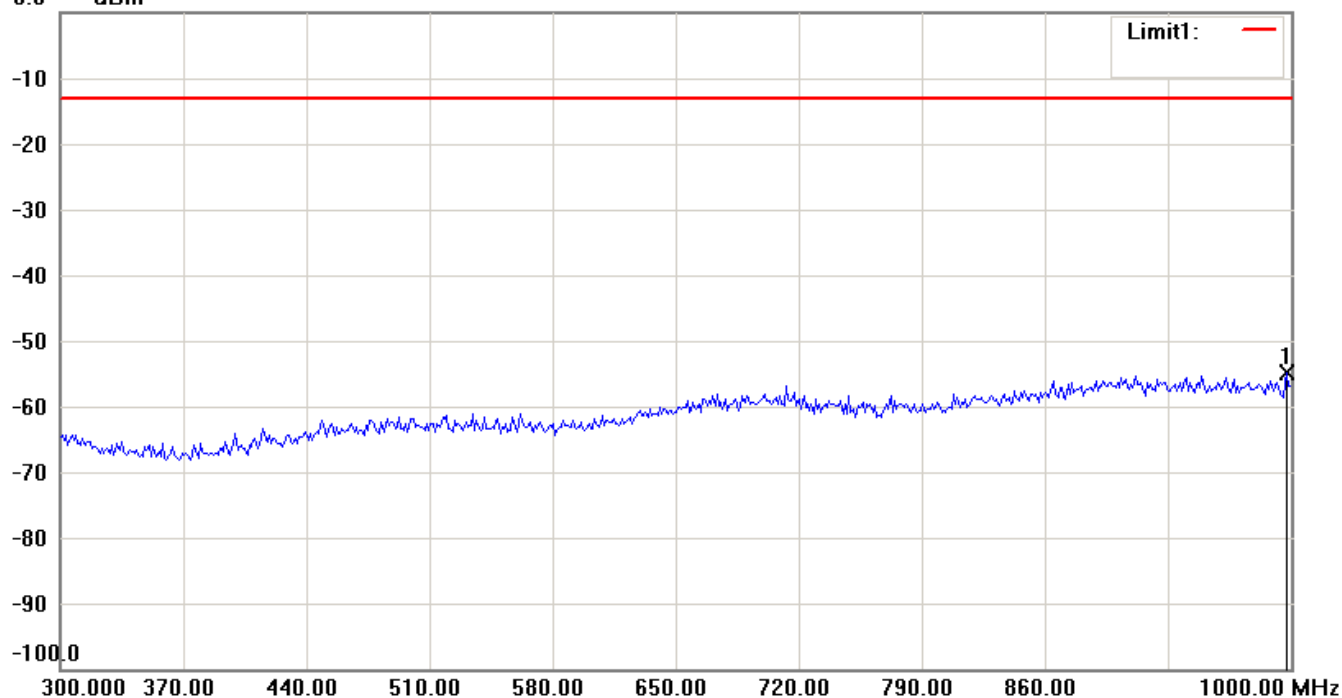
1. The attached measurement plots are preliminarily pre-scanned with peak detector for determining the final checking frequencies and are for reference only.
2. The some frequencies may exceed the limit line without the specified detectors, but that cannot present the results are failed to the specification of test standard.
3. For corrected test results are listed in the relevant table of radiated test data of this test report.



Report Number: W6M21103-11284-P-2224

FCC ID: UZI-PR30

0.0 dBm



Up Line: Peak Limit Line

Down Line: Ave Limit Line

Note:

1. The attached measurement plots are preliminarily pre-scanned with peak detector for determining the final checking frequencies and are for reference only.
2. The some frequencies may exceed the limit line without the specified detectors, but that cannot present the results are failed to the specification of test standard.
3. For corrected test results are listed in the relevant table of radiated test data of this test report.

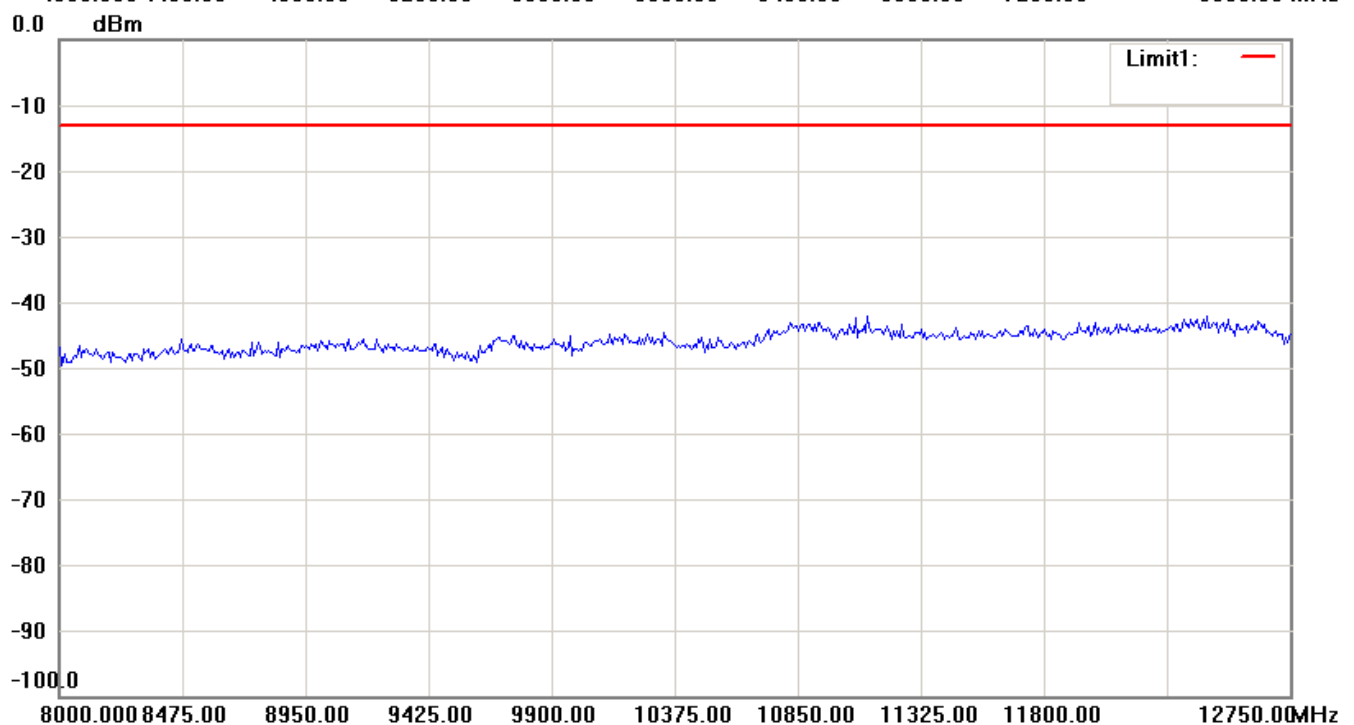
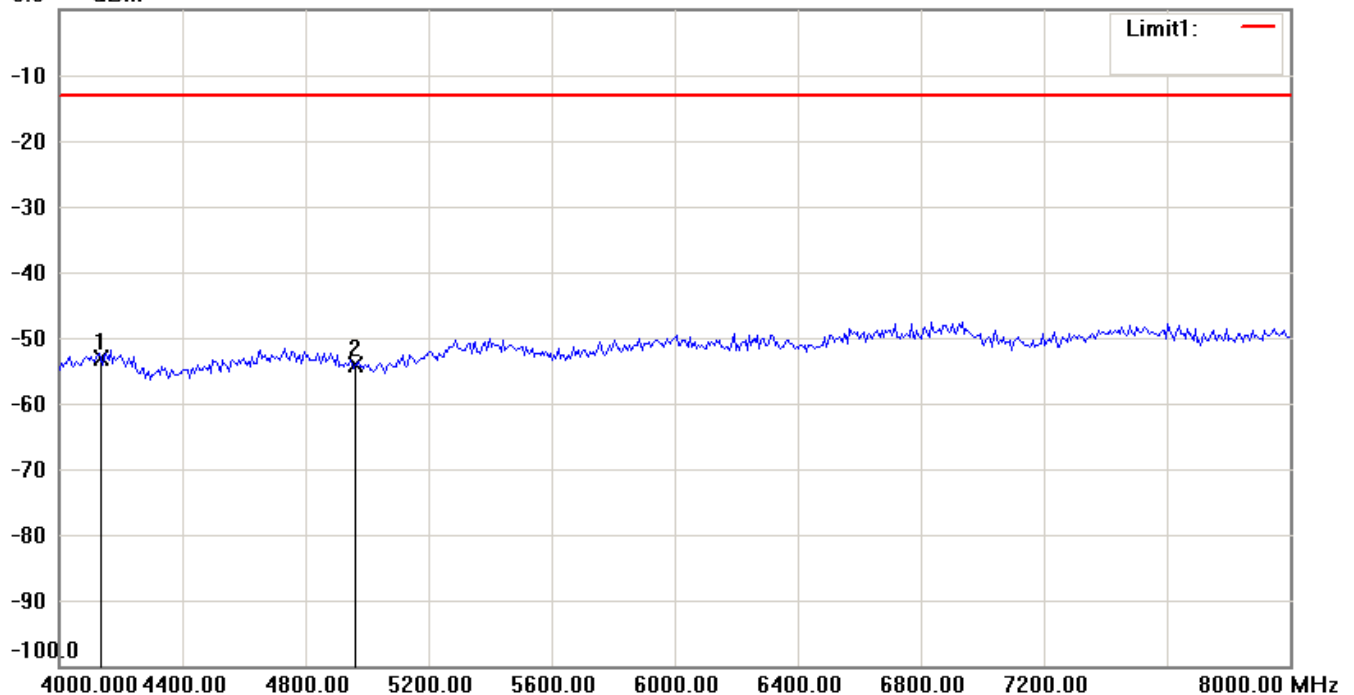


Worldwide Testing Services(Taiwan) Co., Ltd.

Report Number: W6M21103-11284-P-2224

FCC ID: UZI-PR30

0.0 dBm




Up Line: Peak Limit Line

Down Line: Ave Limit Line

Note:

1. The attached measurement plots are preliminarily pre-scanned with peak detector for determining the final checking frequencies and are for reference only.
2. The some frequencies may exceed the limit line without the specified detectors, but that cannot present the results are failed to the specification of test standard.
3. For corrected test results are listed in the relevant table of radiated test data of this test report.



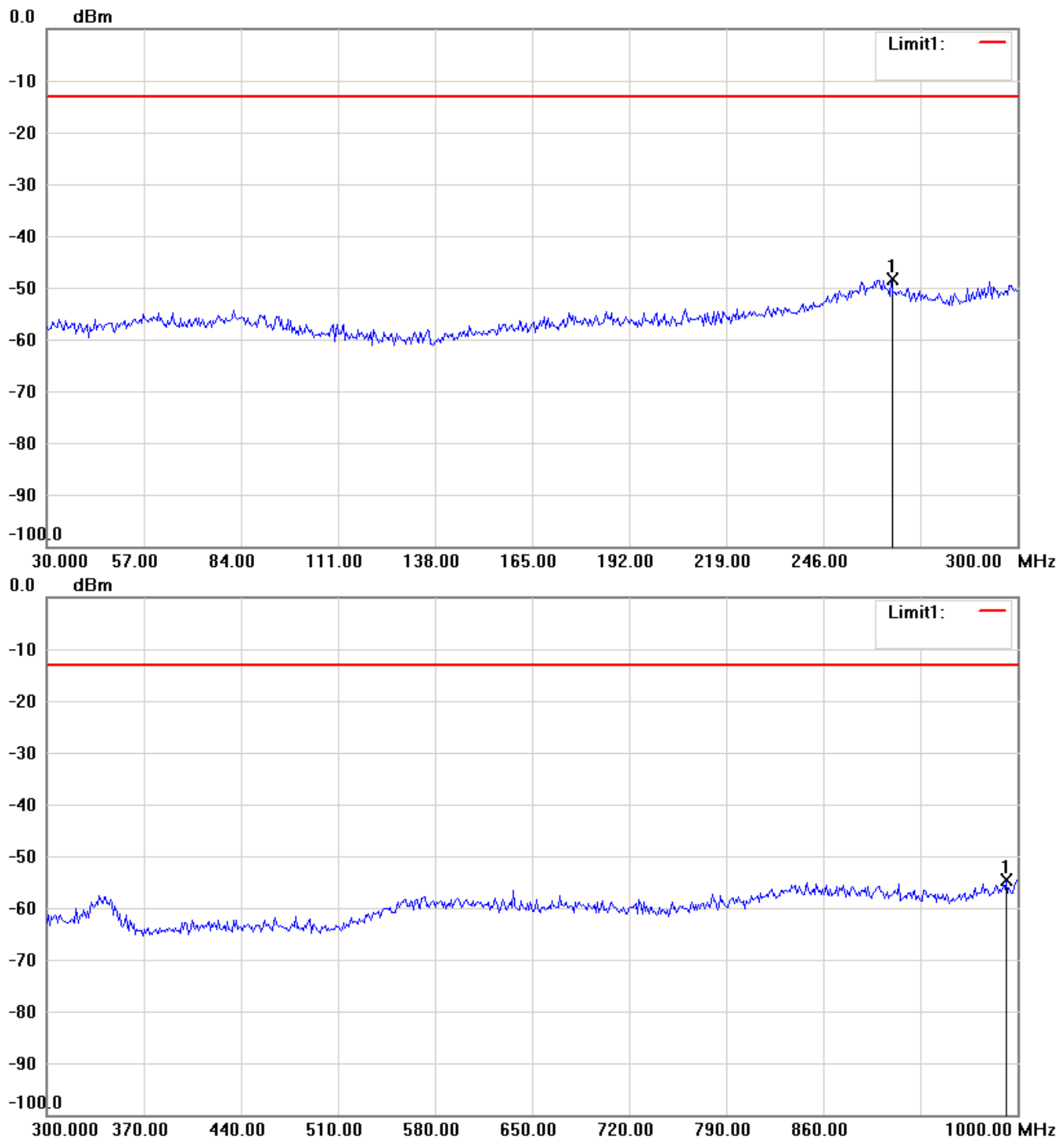
Worldwide Testing Services(Taiwan) Co., Ltd.

Report Number: W6M21103-11284-P-2224

FCC ID: UZI-PR30

Band V_CH 4132_3.5 V

Antenna Polarization H




Up Line: Peak Limit Line

Down Line: Ave Limit Line

Note:

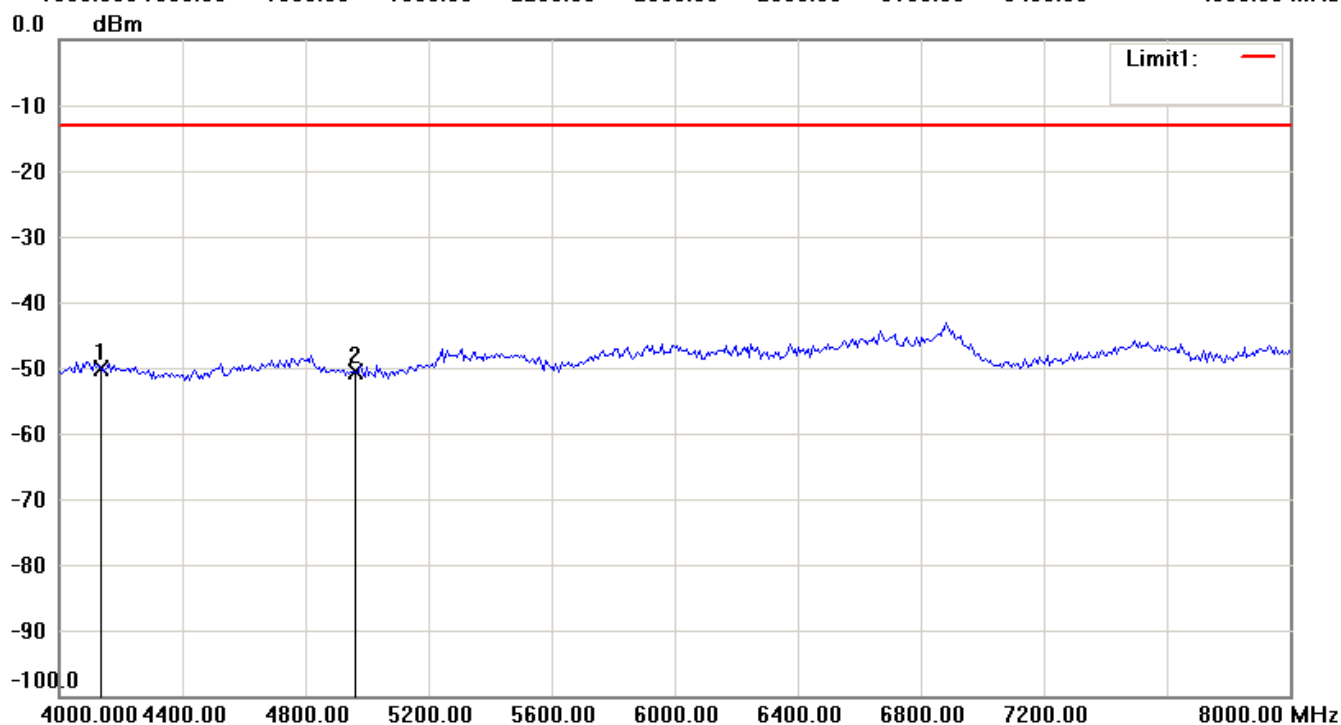
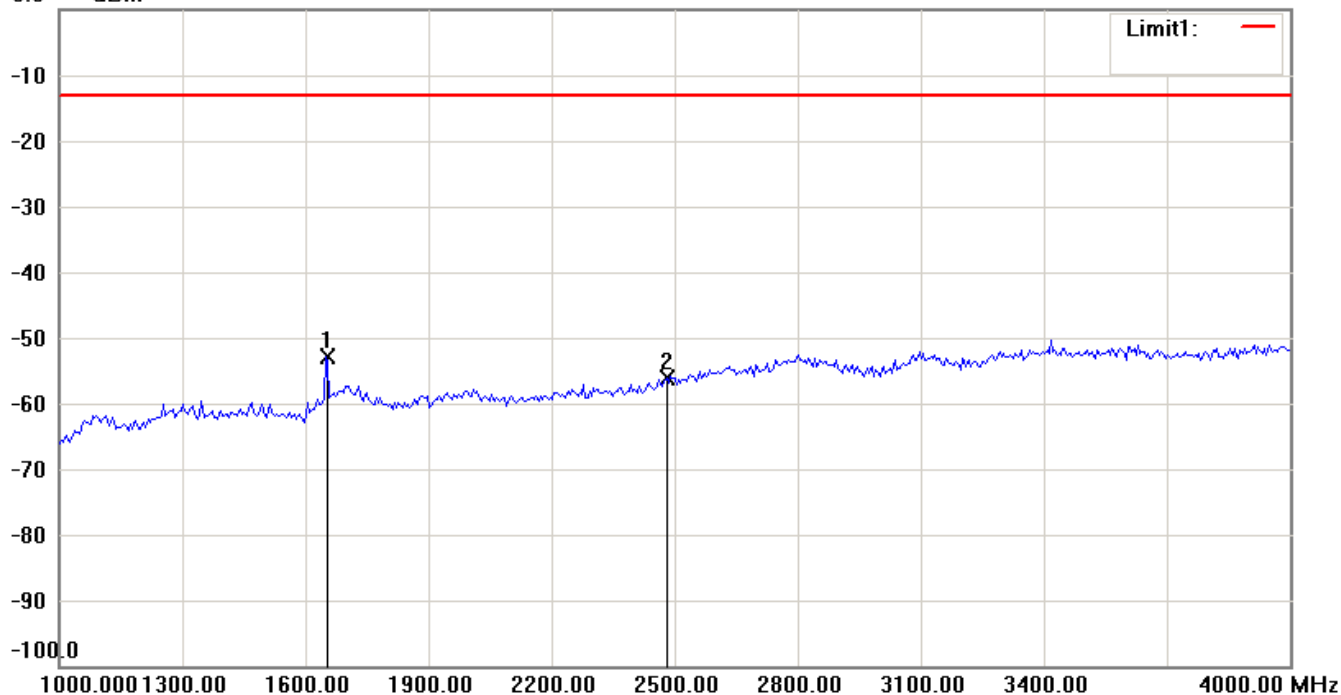
1. The attached measurement plots are preliminarily pre-scanned with peak detector for determining the final checking frequencies and are for reference only.
2. The some frequencies may exceed the limit line without the specified detectors, but that cannot present the results are failed to the specification of test standard.
3. For corrected test results are listed in the relevant table of radiated test data of this test report.



Report Number: W6M21103-11284-P-2224

FCC ID: UZI-PR30

0.0 dBm




Up Line: Peak Limit Line

Down Line: Ave Limit Line

Note:

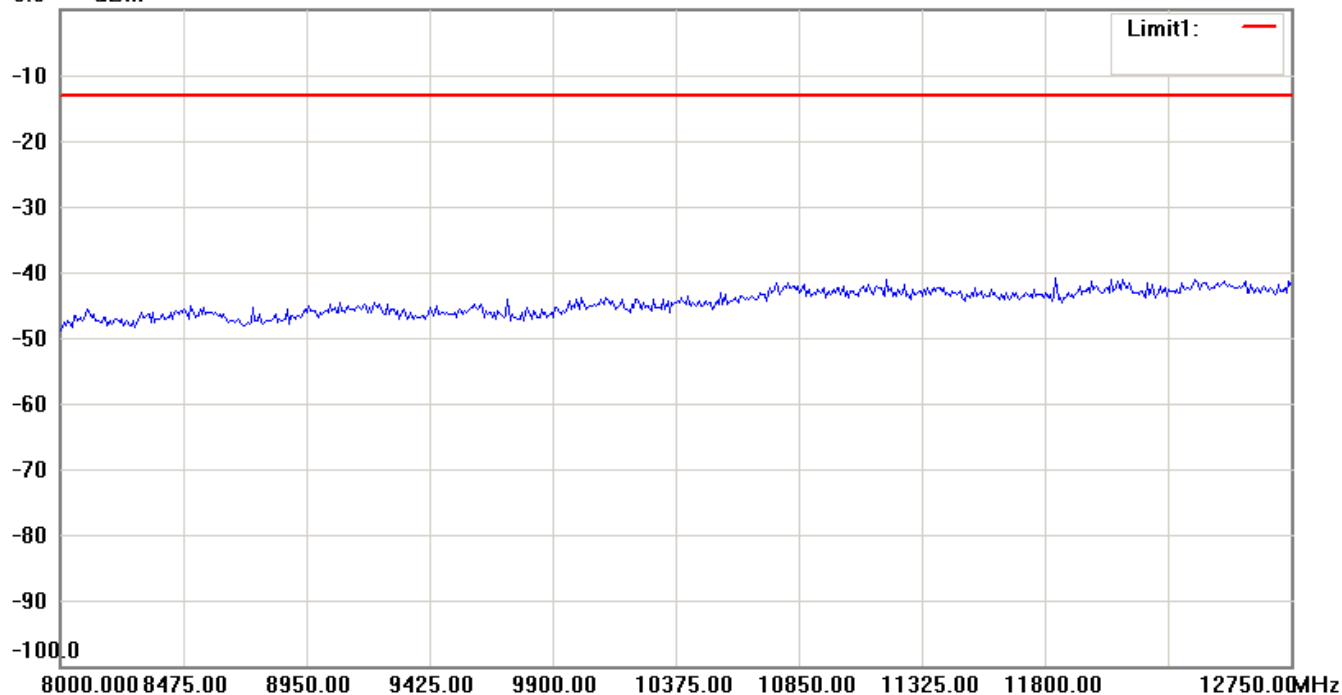
1. The attached measurement plots are preliminarily pre-scanned with peak detector for determining the final checking frequencies and are for reference only.
2. The some frequencies may exceed the limit line without the specified detectors, but that cannot present the results are failed to the specification of test standard.
3. For corrected test results are listed in the relevant table of radiated test data of this test report.



Report Number: W6M21103-11284-P-2224

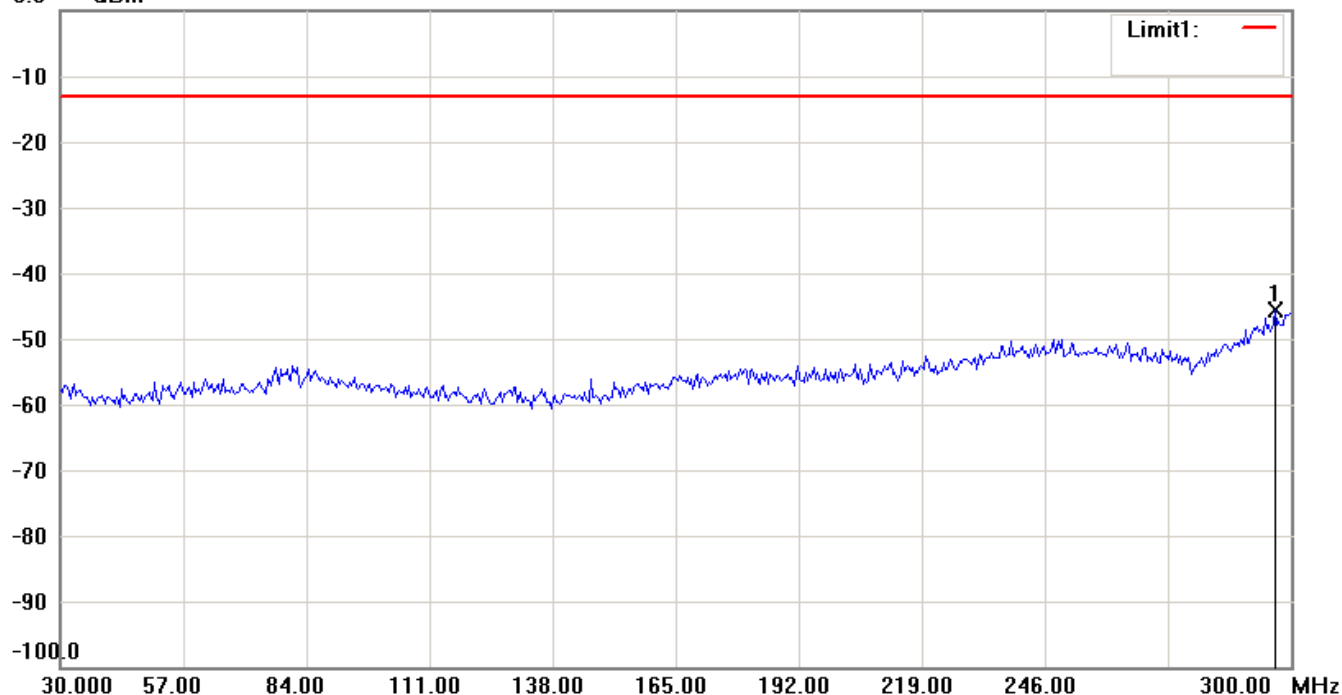
FCC ID: UZI-PR30

0.0 dBm



Antenna Polarization V

0.0 dBm




Up Line: Peak Limit Line

Down Line: Ave Limit Line

Note:

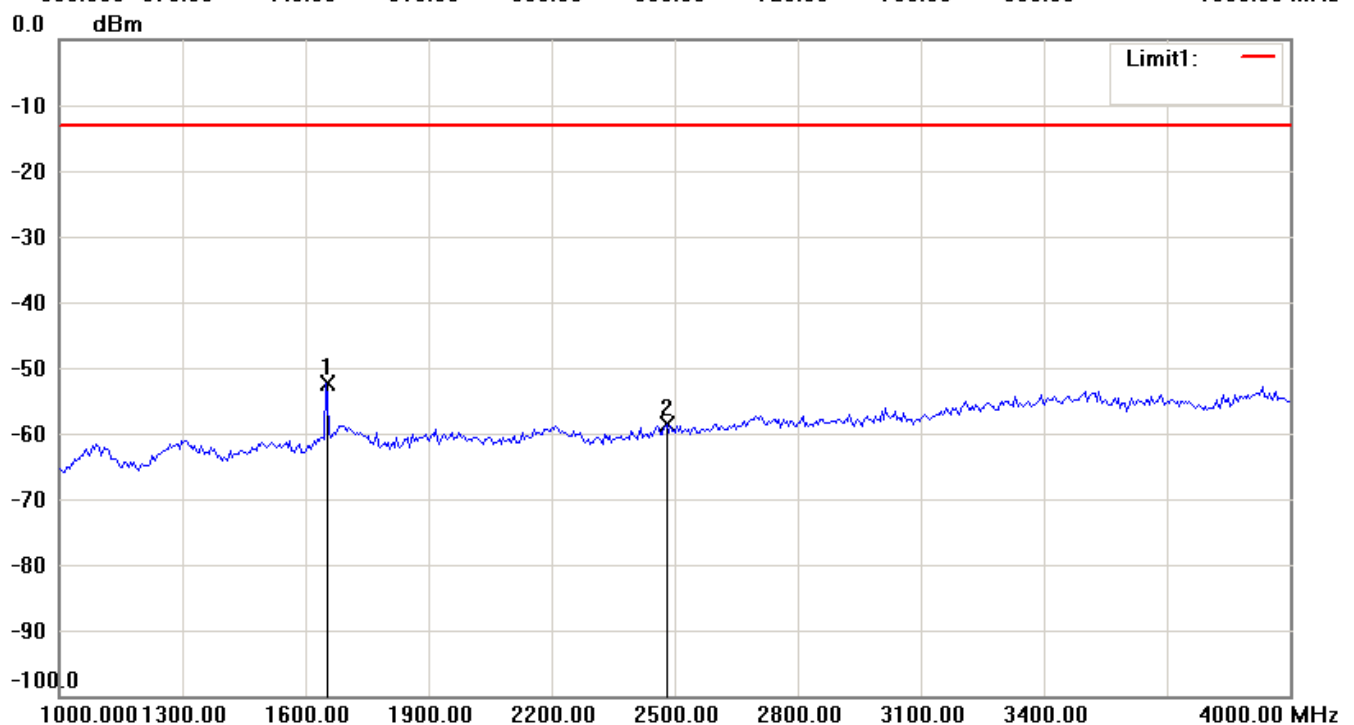
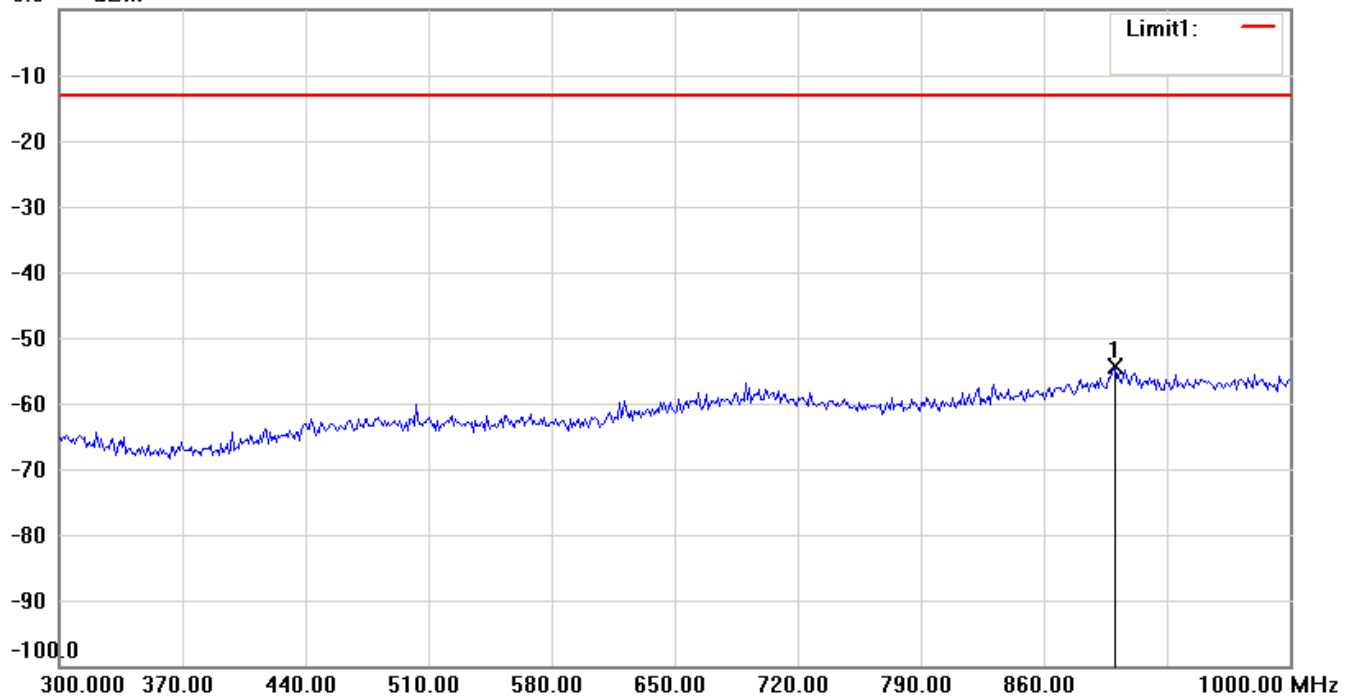
1. The attached measurement plots are preliminarily pre-scanned with peak detector for determining the final checking frequencies and are for reference only.
2. The some frequencies may exceed the limit line without the specified detectors, but that cannot present the results are failed to the specification of test standard.
3. For corrected test results are listed in the relevant table of radiated test data of this test report.



Report Number: W6M21103-11284-P-2224

FCC ID: UZI-PR30

0.0 dBm




Up Line: Peak Limit Line

Down Line: Ave Limit Line

Note:

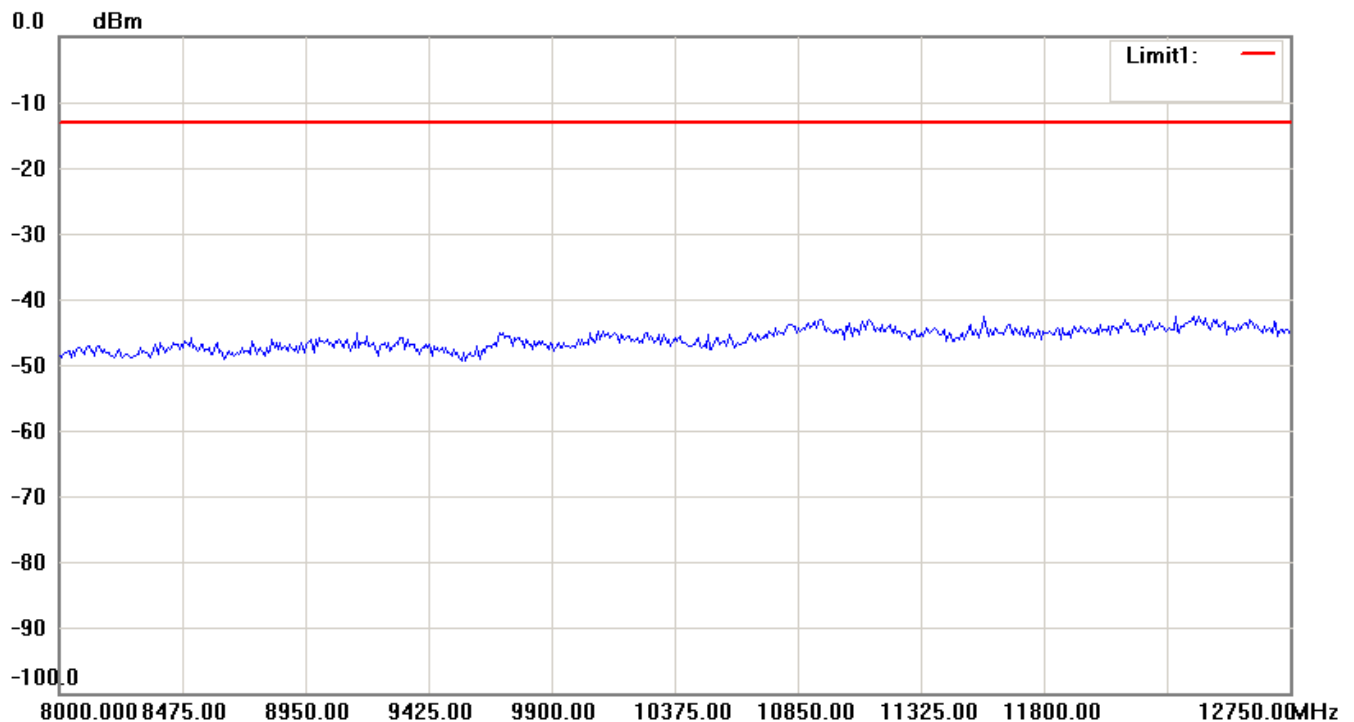
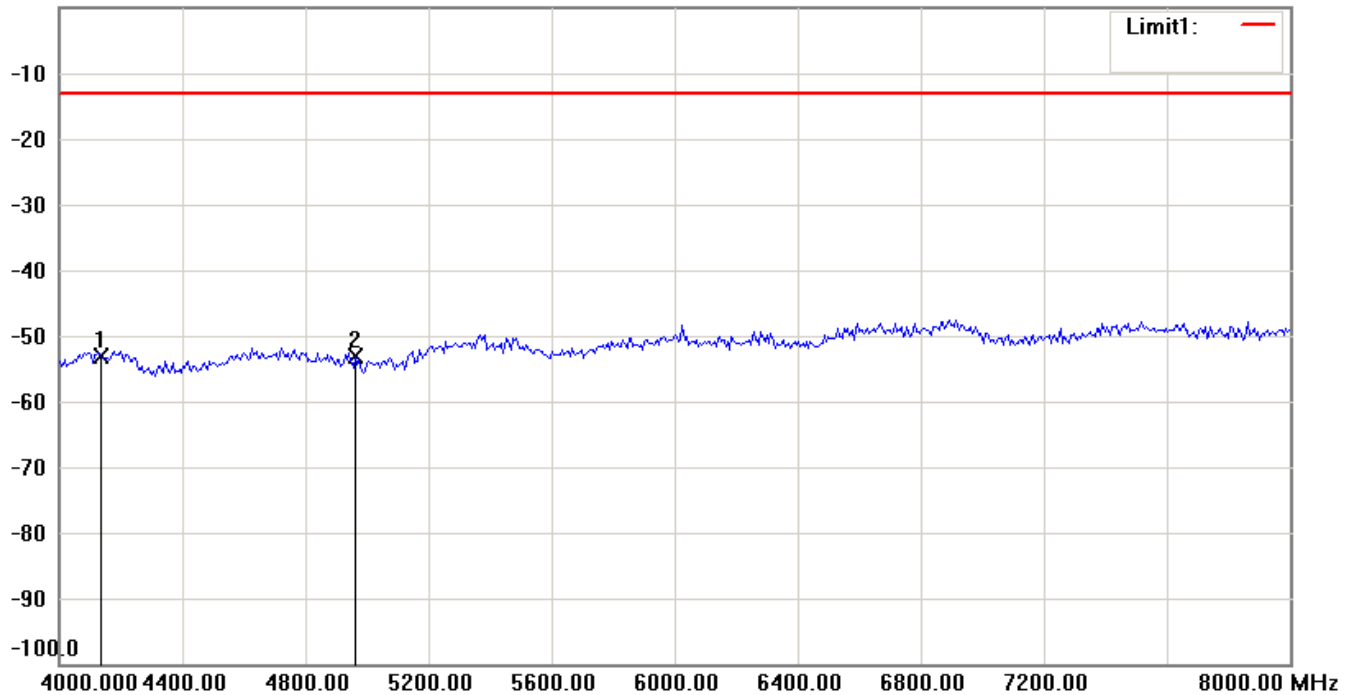
1. The attached measurement plots are preliminarily pre-scanned with peak detector for determining the final checking frequencies and are for reference only.
2. The some frequencies may exceed the limit line without the specified detectors, but that cannot present the results are failed to the specification of test standard.
3. For corrected test results are listed in the relevant table of radiated test data of this test report.



Report Number: W6M21103-11284-P-2224

FCC ID: UZI-PR30

0.0 dBm



Up Line: Peak Limit Line

Down Line: Ave Limit Line

Note:

1. The attached measurement plots are preliminarily pre-scanned with peak detector for determining the final checking frequencies and are for reference only.
2. The some frequencies may exceed the limit line without the specified detectors, but that cannot present the results are failed to the specification of test standard.
3. For corrected test results are listed in the relevant table of radiated test data of this test report.



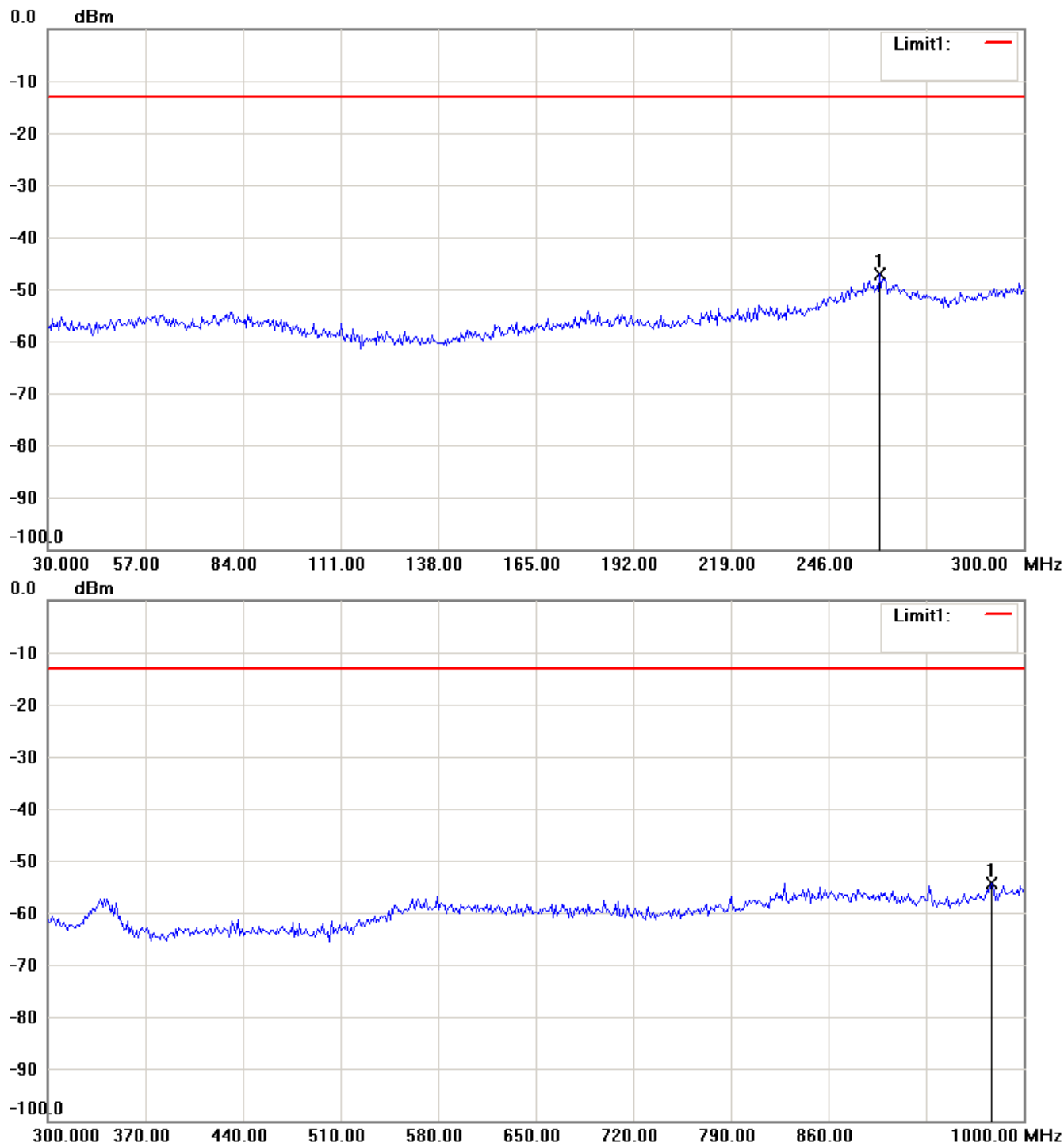
Worldwide Testing Services(Taiwan) Co., Ltd.

Report Number: W6M21103-11284-P-2224

FCC ID: UZI-PR30

Band V_CH 4183_4.2 V

Antenna Polarization H




Up Line: Peak Limit Line

Down Line: Ave Limit Line

Note:

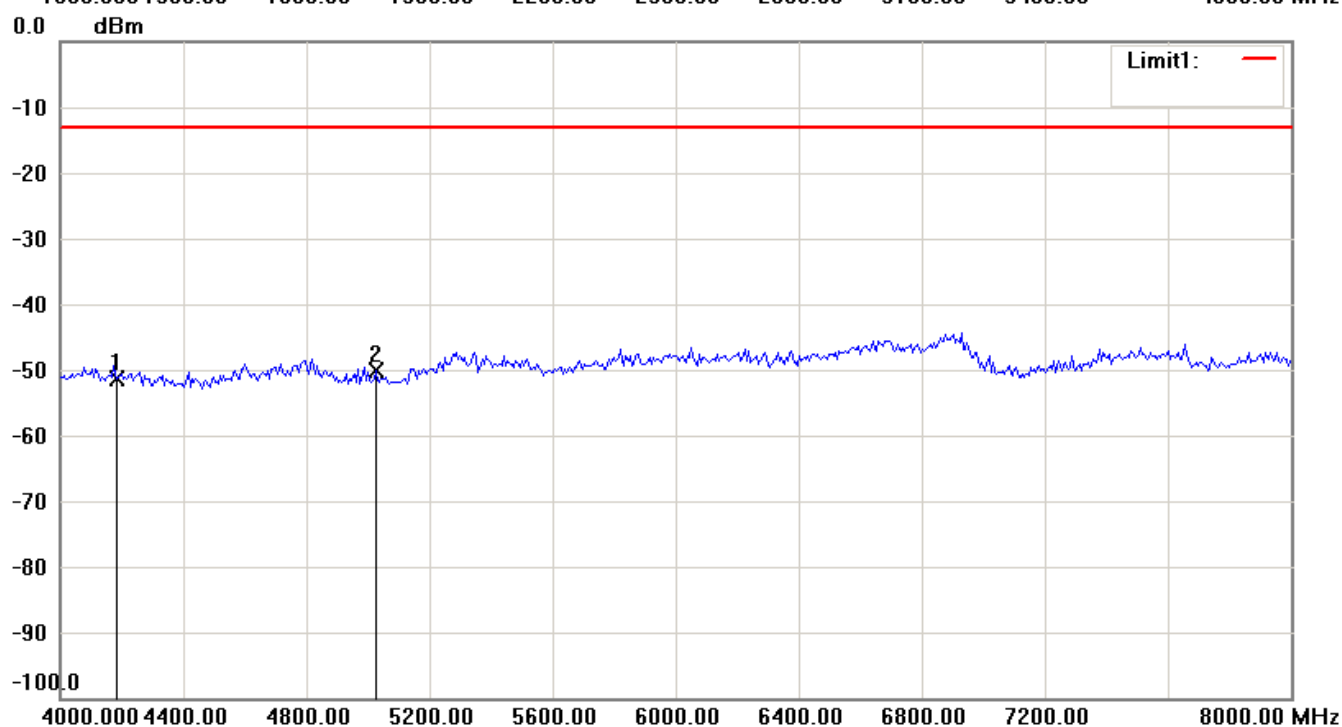
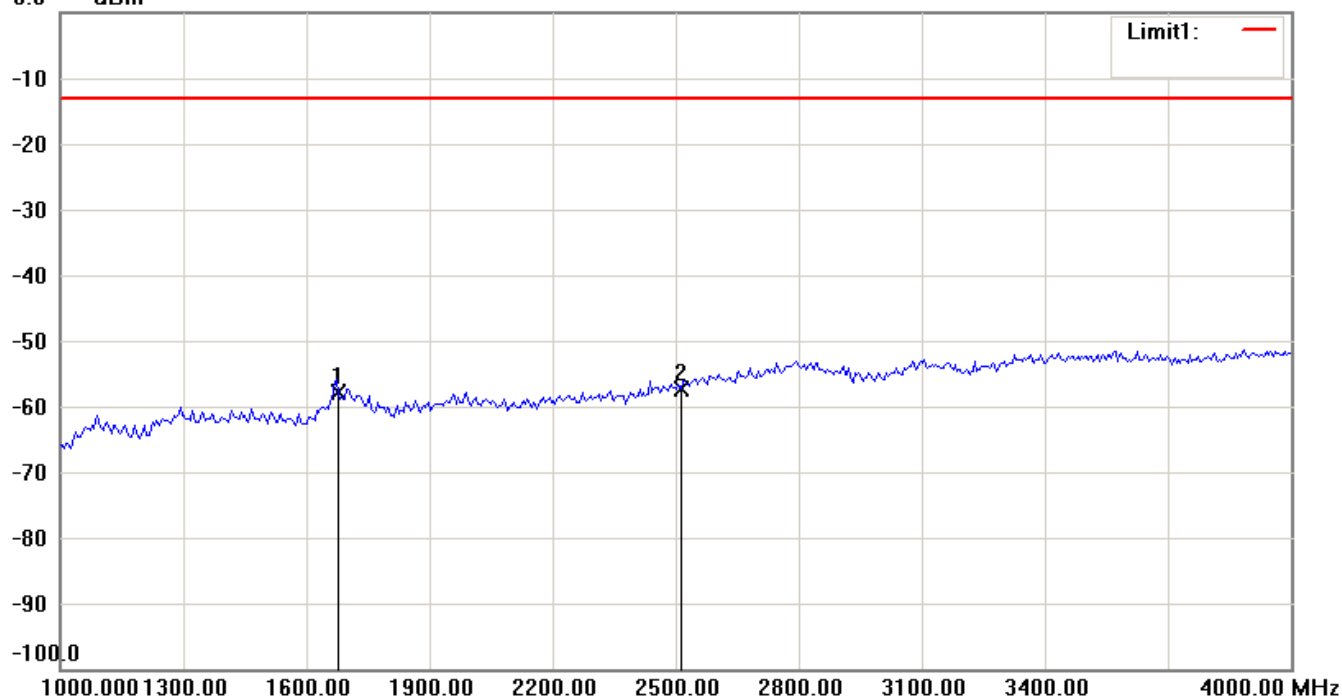
1. The attached measurement plots are preliminarily pre-scanned with peak detector for determining the final checking frequencies and are for reference only.
2. The some frequencies may exceed the limit line without the specified detectors, but that cannot present the results are failed to the specification of test standard.
3. For corrected test results are listed in the relevant table of radiated test data of this test report.



Report Number: W6M21103-11284-P-2224

FCC ID: UZI-PR30

0.0 dBm



Up Line: Peak Limit Line

Down Line: Ave Limit Line

Note:

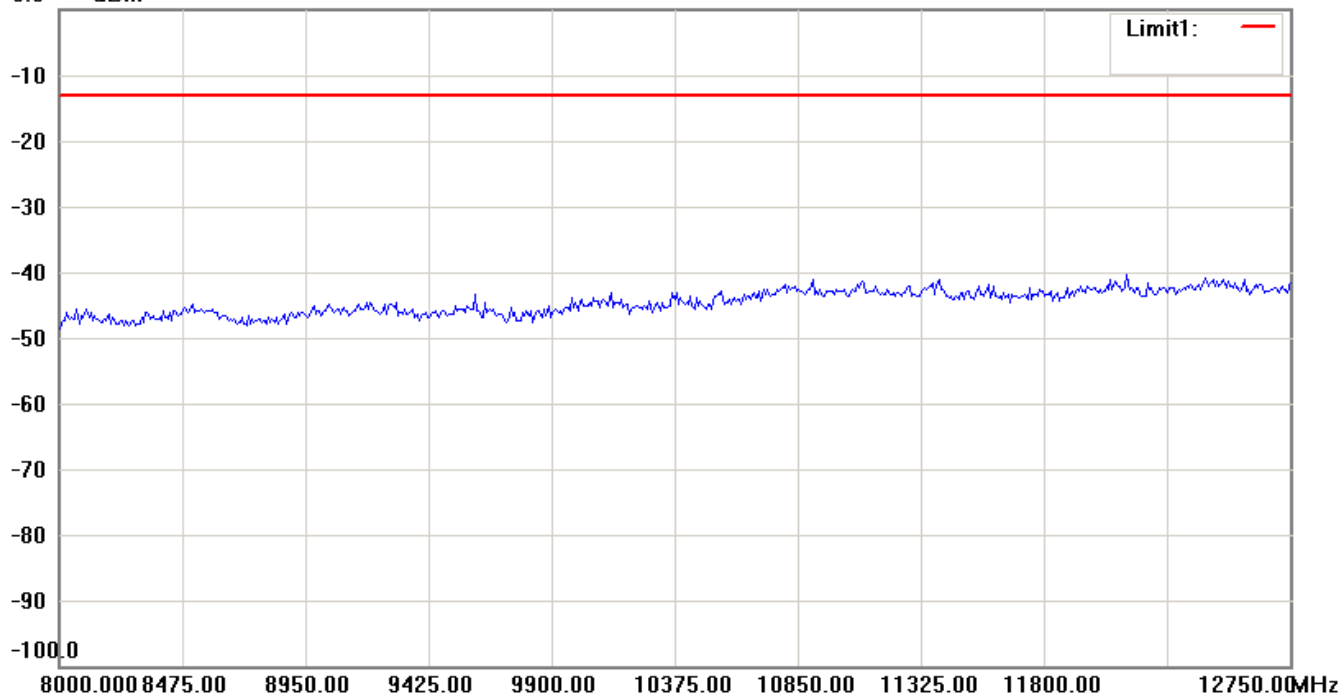
1. The attached measurement plots are preliminarily pre-scanned with peak detector for determining the final checking frequencies and are for reference only.
2. The some frequencies may exceed the limit line without the specified detectors, but that cannot present the results are failed to the specification of test standard.
3. For corrected test results are listed in the relevant table of radiated test data of this test report.



Report Number: W6M21103-11284-P-2224

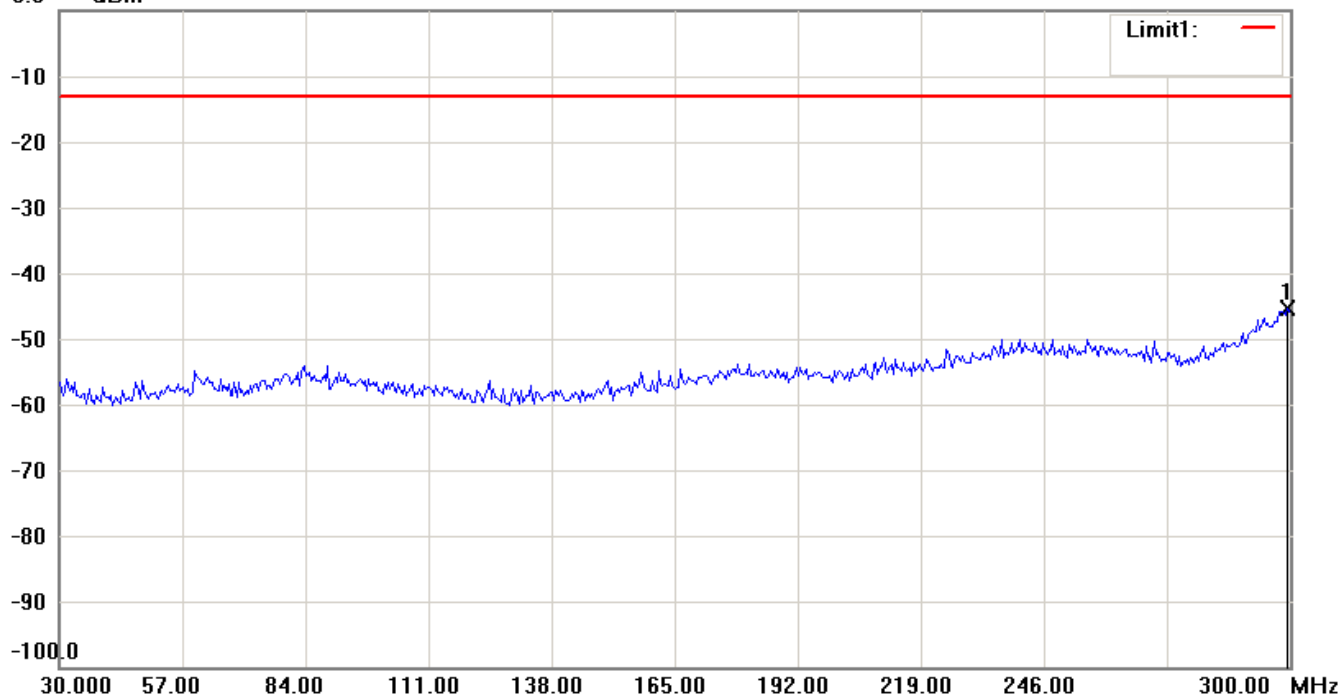
FCC ID: UZI-PR30

0.0 dBm



Antenna Polarization V

0.0 dBm




Up Line: Peak Limit Line

Down Line: Ave Limit Line

Note:

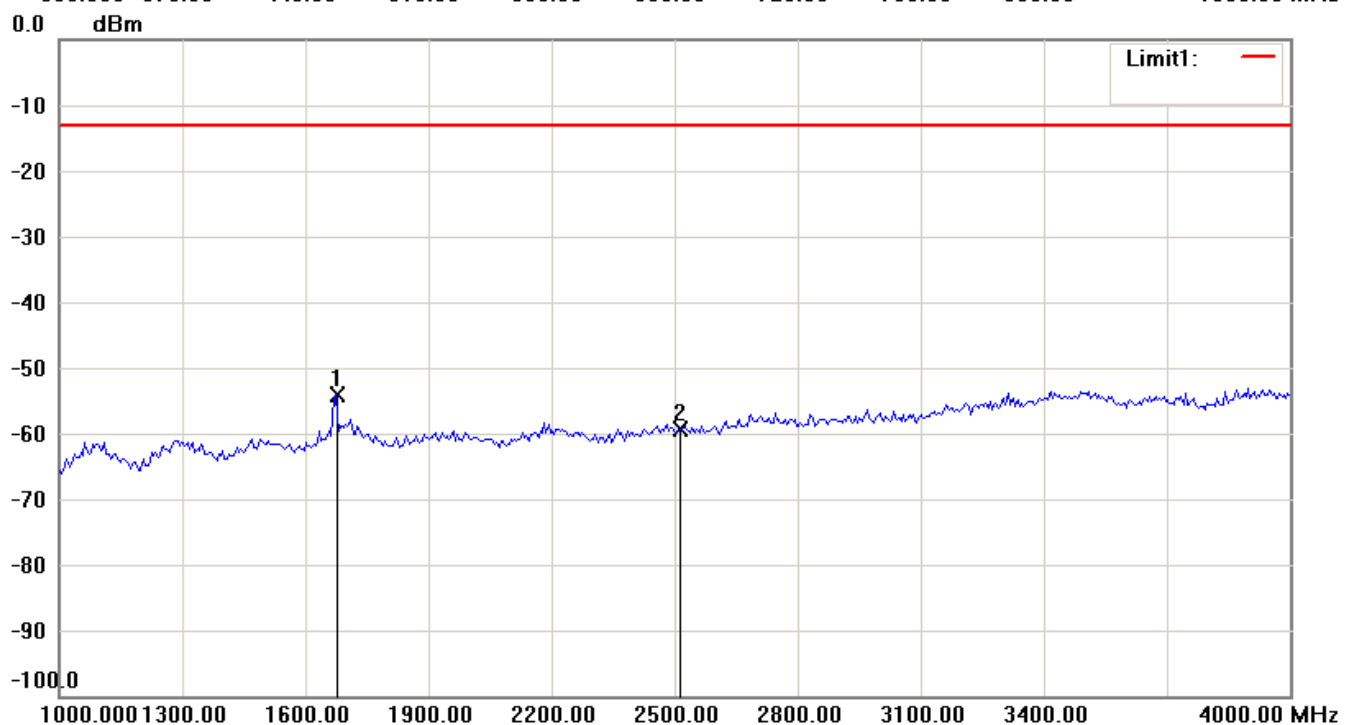
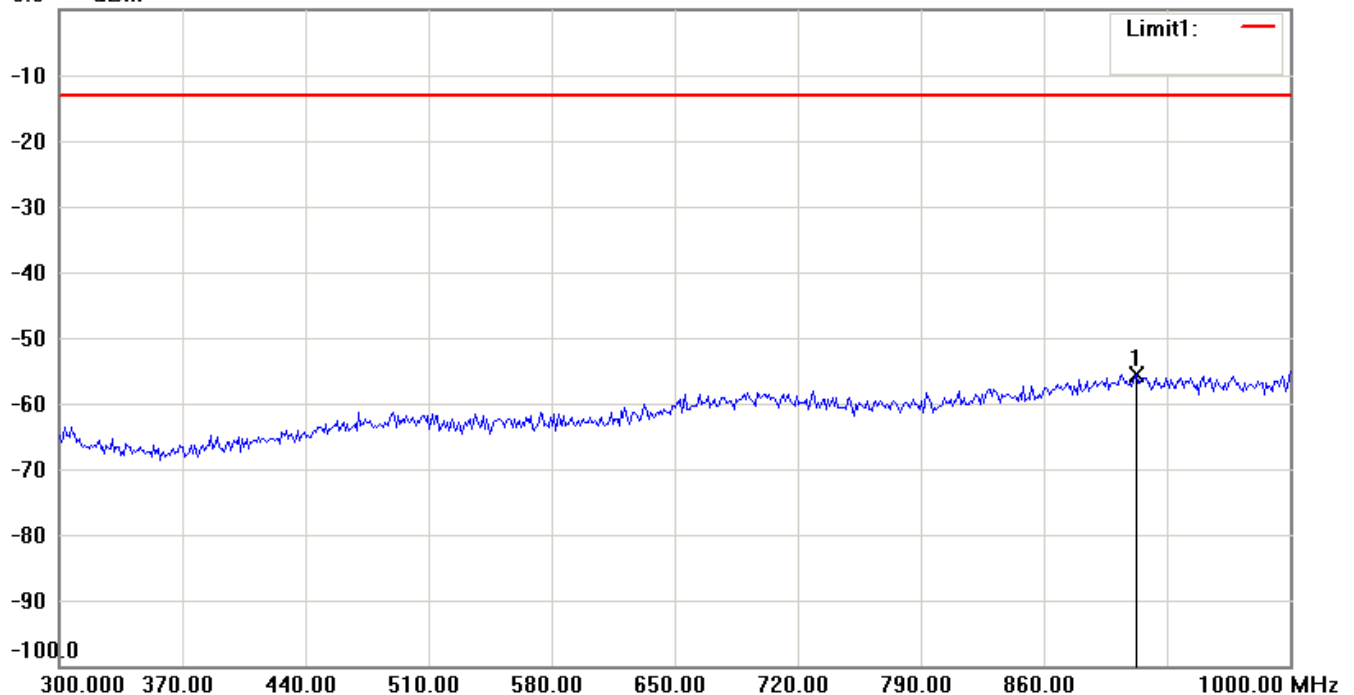
1. The attached measurement plots are preliminarily pre-scanned with peak detector for determining the final checking frequencies and are for reference only.
2. The some frequencies may exceed the limit line without the specified detectors, but that cannot present the results are failed to the specification of test standard.
3. For corrected test results are listed in the relevant table of radiated test data of this test report.



Report Number: W6M21103-11284-P-2224

FCC ID: UZI-PR30

0.0 dBm




Up Line: Peak Limit Line

Down Line: Ave Limit Line

Note:

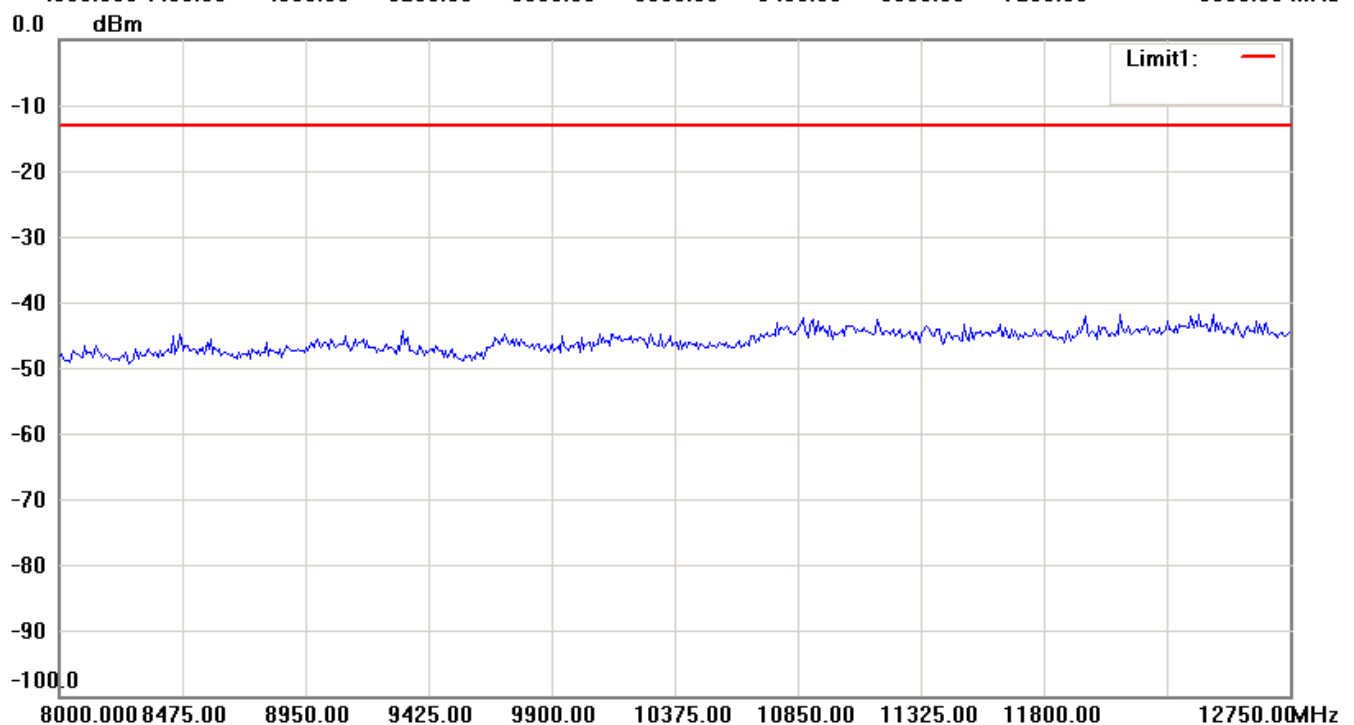
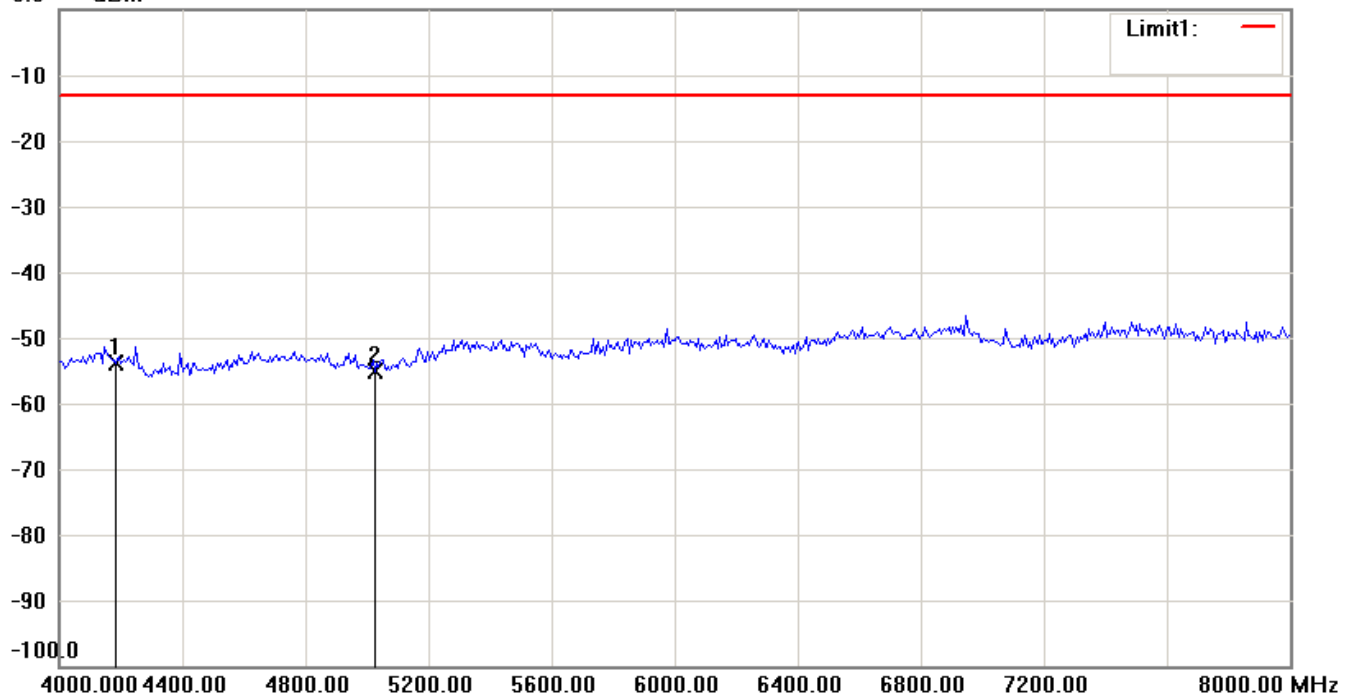
1. The attached measurement plots are preliminarily pre-scanned with peak detector for determining the final checking frequencies and are for reference only.
2. The some frequencies may exceed the limit line without the specified detectors, but that cannot present the results are failed to the specification of test standard.
3. For corrected test results are listed in the relevant table of radiated test data of this test report.



Report Number: W6M21103-11284-P-2224

FCC ID: UZI-PR30

0.0 dBm




Up Line: Peak Limit Line

Down Line: Ave Limit Line

Note:

1. The attached measurement plots are preliminarily pre-scanned with peak detector for determining the final checking frequencies and are for reference only.
2. The some frequencies may exceed the limit line without the specified detectors, but that cannot present the results are failed to the specification of test standard.
3. For corrected test results are listed in the relevant table of radiated test data of this test report.



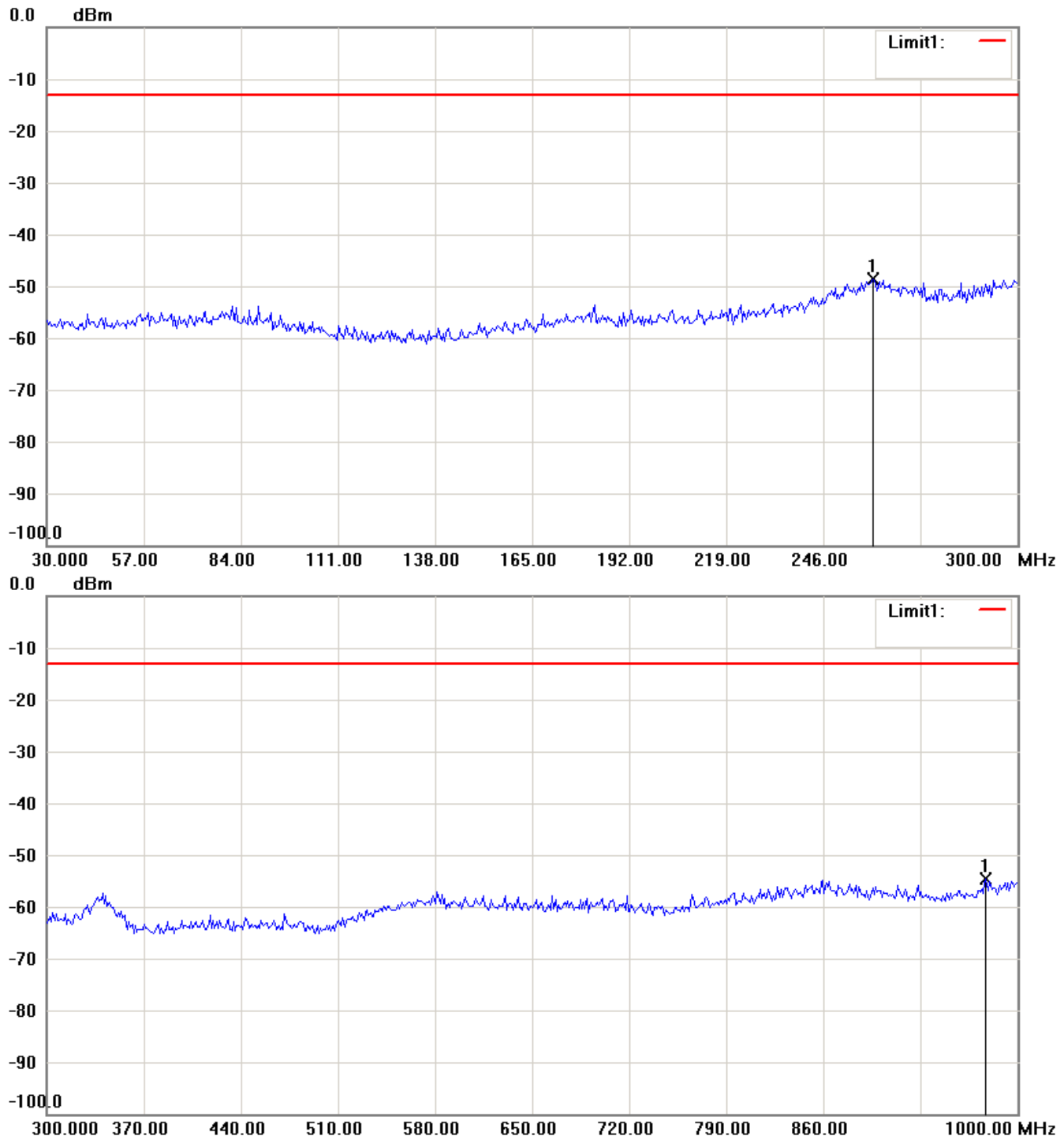
Worldwide Testing Services(Taiwan) Co., Ltd.

Report Number: W6M21103-11284-P-2224

FCC ID: UZI-PR30

Band V_CH4183_3.5 V

Antenna Polarization H




Up Line: Peak Limit Line

Down Line: Ave Limit Line

Note:

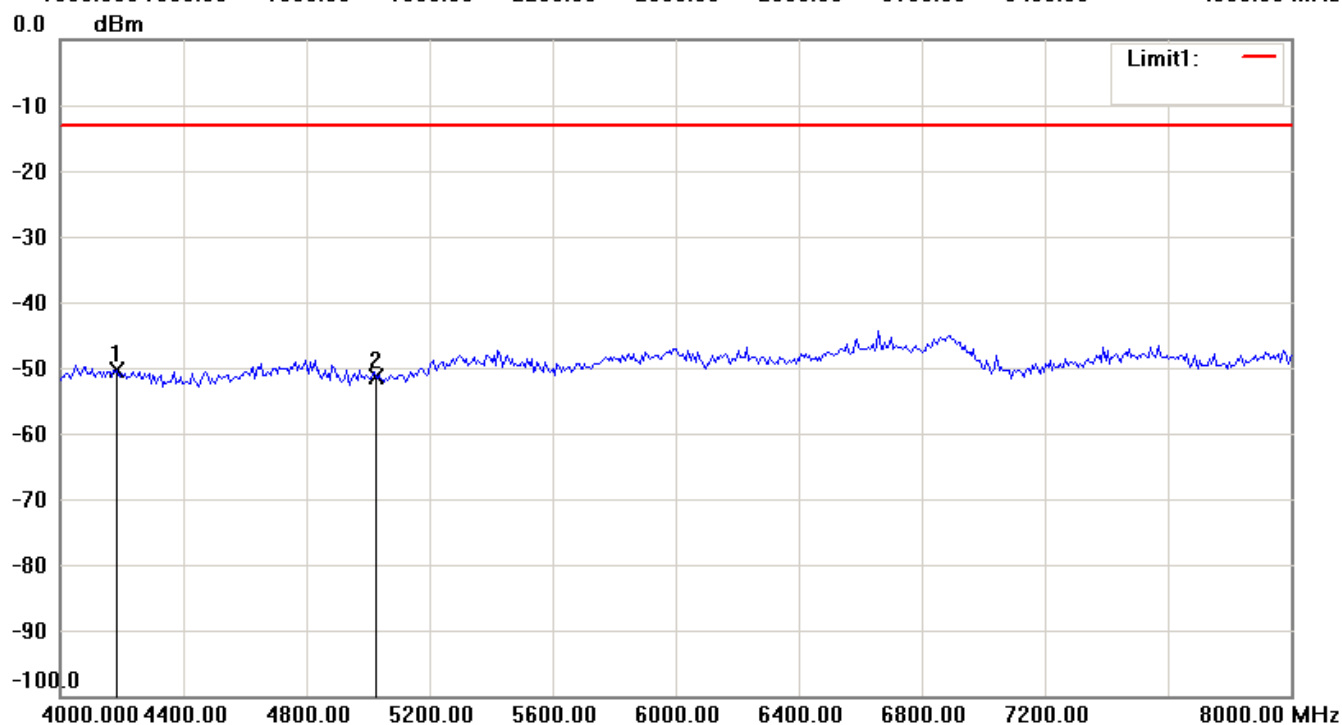
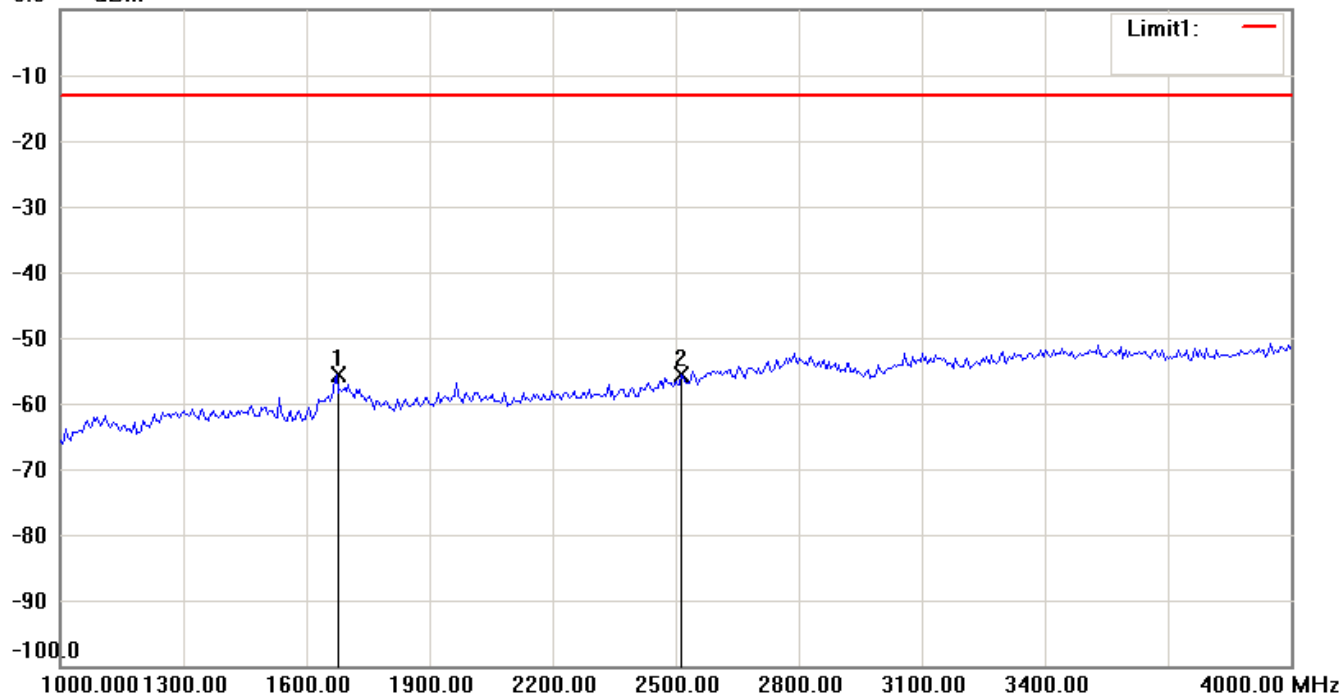
1. The attached measurement plots are preliminarily pre-scanned with peak detector for determining the final checking frequencies and are for reference only.
2. The some frequencies may exceed the limit line without the specified detectors, but that cannot present the results are failed to the specification of test standard.
3. For corrected test results are listed in the relevant table of radiated test data of this test report.



Report Number: W6M21103-11284-P-2224

FCC ID: UZI-PR30

0.0 dBm




Up Line: Peak Limit Line

Down Line: Ave Limit Line

Note:

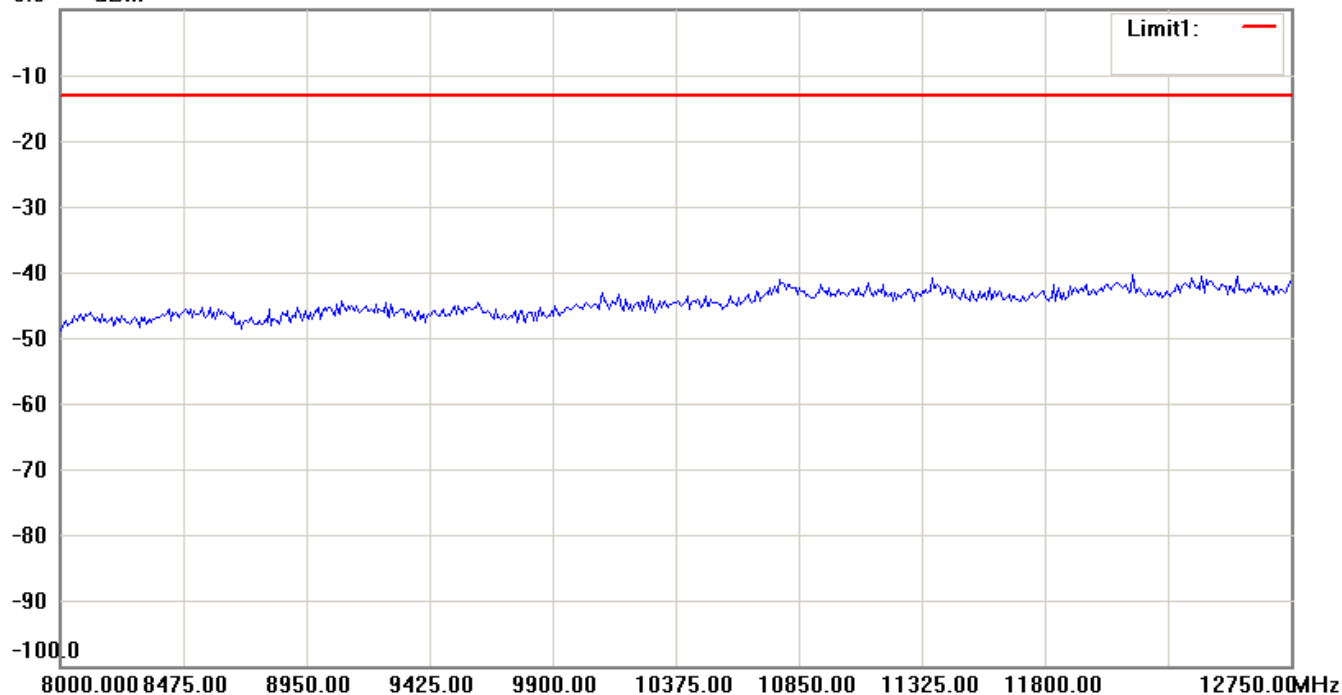
1. The attached measurement plots are preliminarily pre-scanned with peak detector for determining the final checking frequencies and are for reference only.
2. The some frequencies may exceed the limit line without the specified detectors, but that cannot present the results are failed to the specification of test standard.
3. For corrected test results are listed in the relevant table of radiated test data of this test report.



Report Number: W6M21103-11284-P-2224

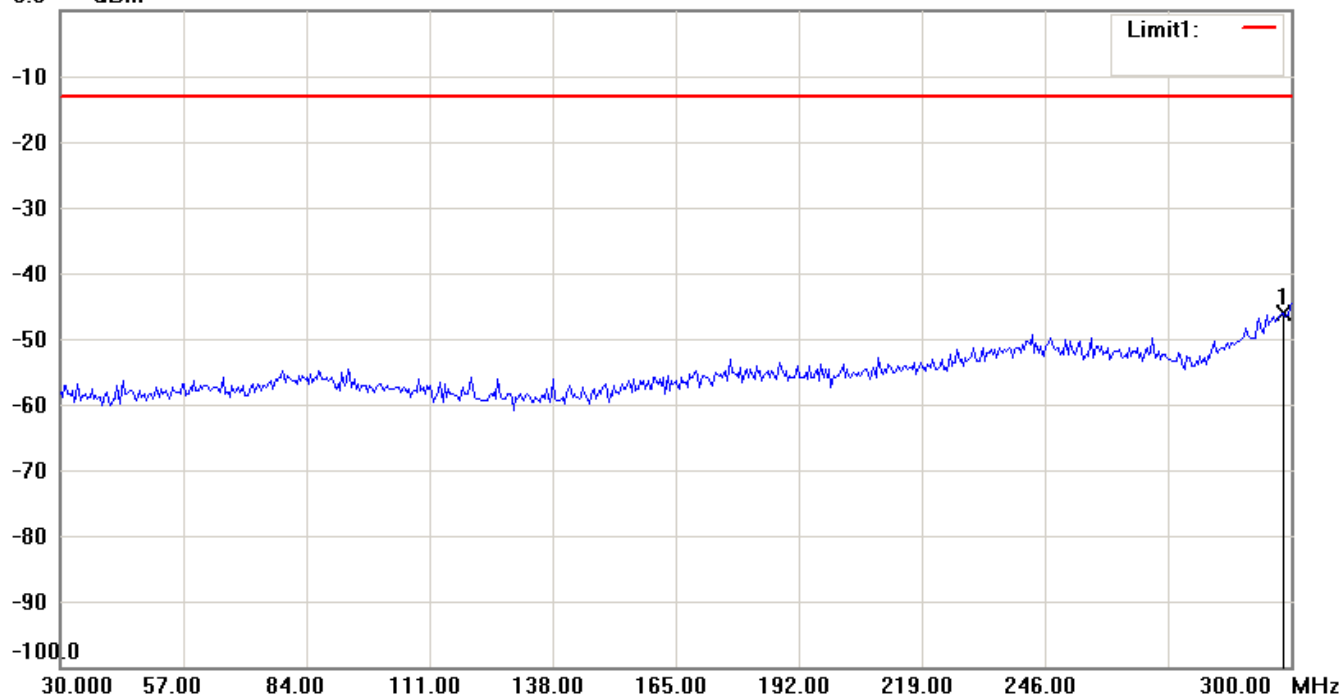
FCC ID: UZI-PR30

0.0 dBm



Antenna Polarization V

0.0 dBm



Up Line: Peak Limit Line

Down Line: Ave Limit Line

Note:

1. The attached measurement plots are preliminarily pre-scanned with peak detector for determining the final checking frequencies and are for reference only.
2. The some frequencies may exceed the limit line without the specified detectors, but that cannot present the results are failed to the specification of test standard.
3. For corrected test results are listed in the relevant table of radiated test data of this test report.

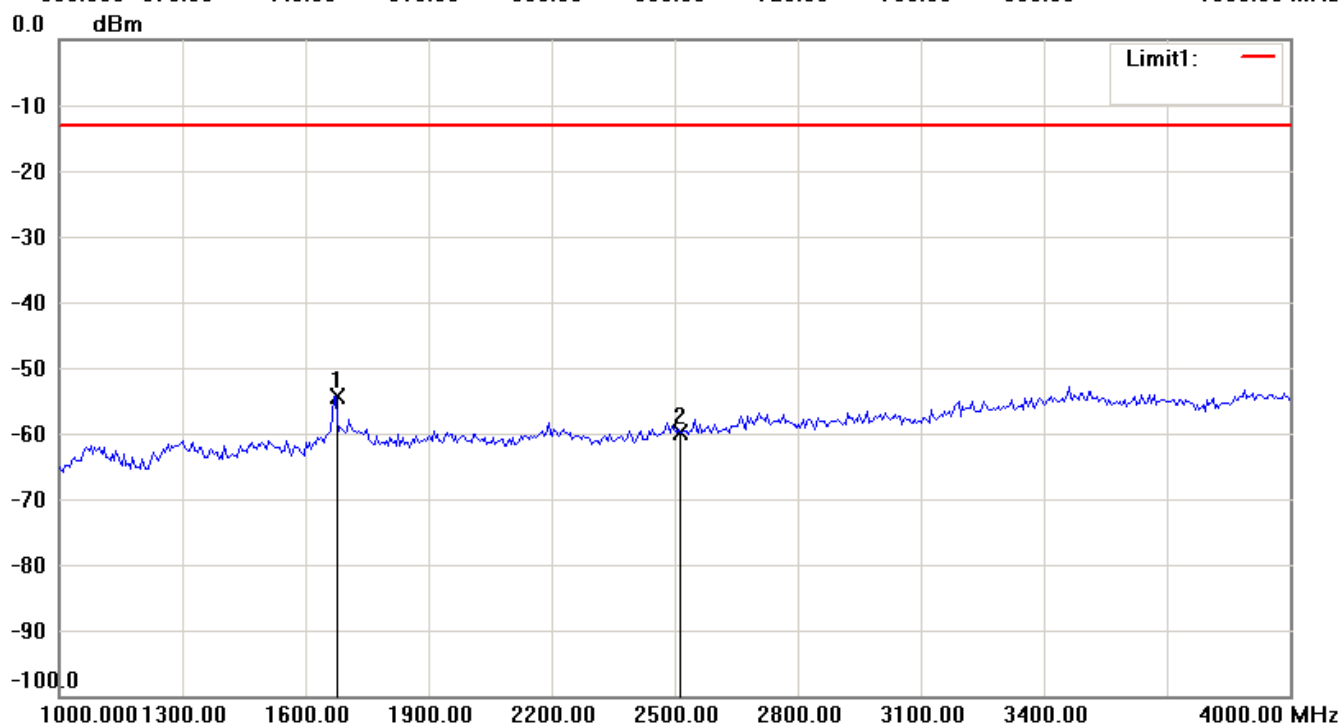
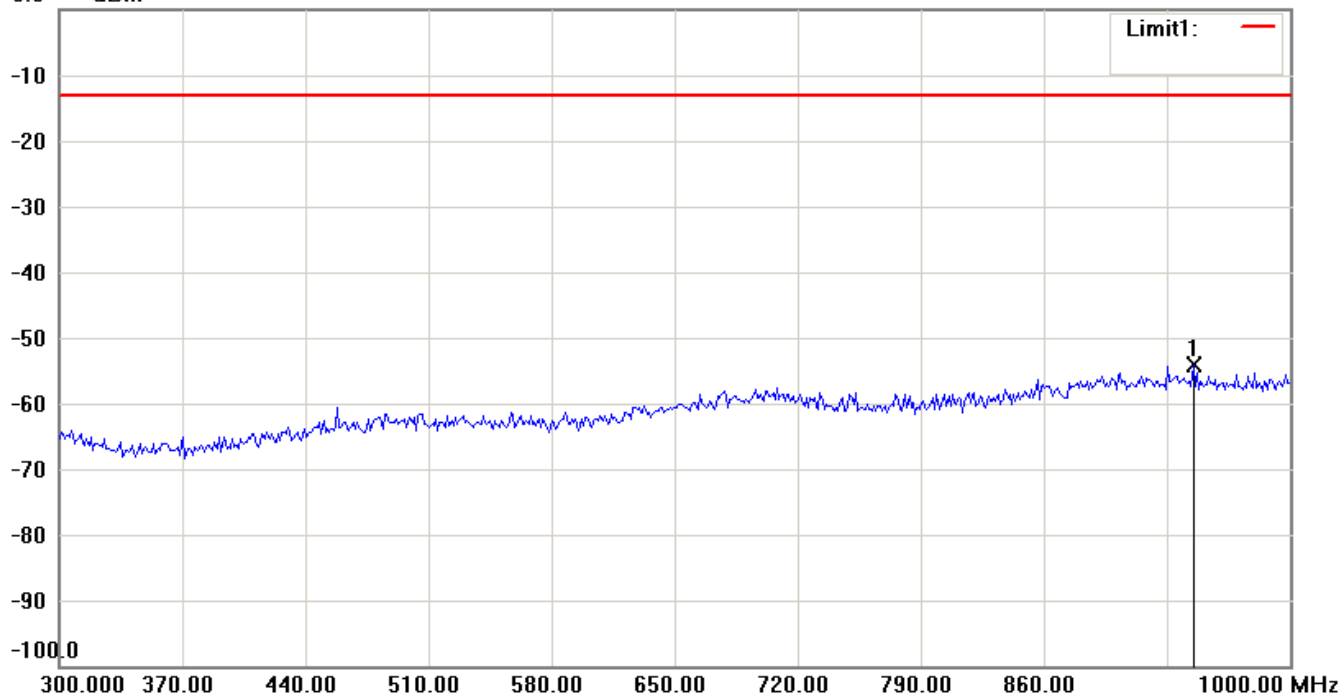


Worldwide Testing Services(Taiwan) Co., Ltd.

Report Number: W6M21103-11284-P-2224

FCC ID: UZI-PR30

0.0 dBm




Up Line: Peak Limit Line

Down Line: Ave Limit Line

Note:

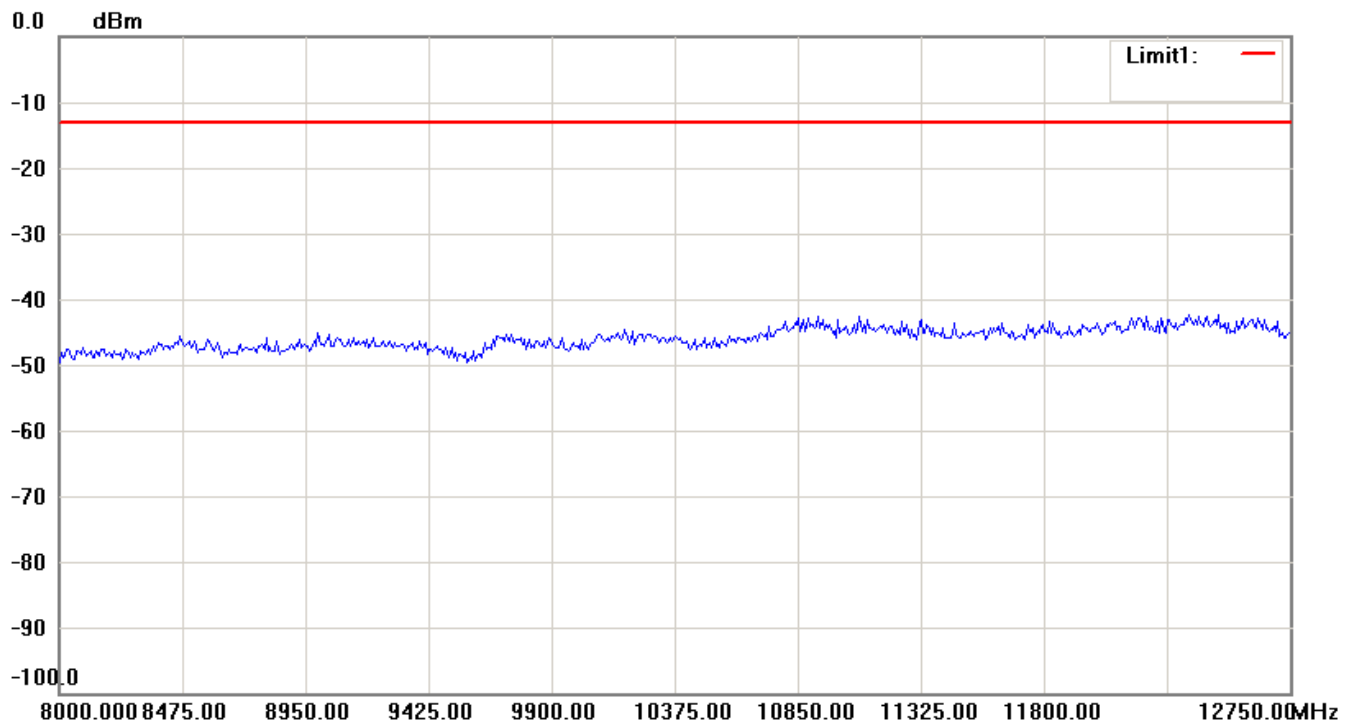
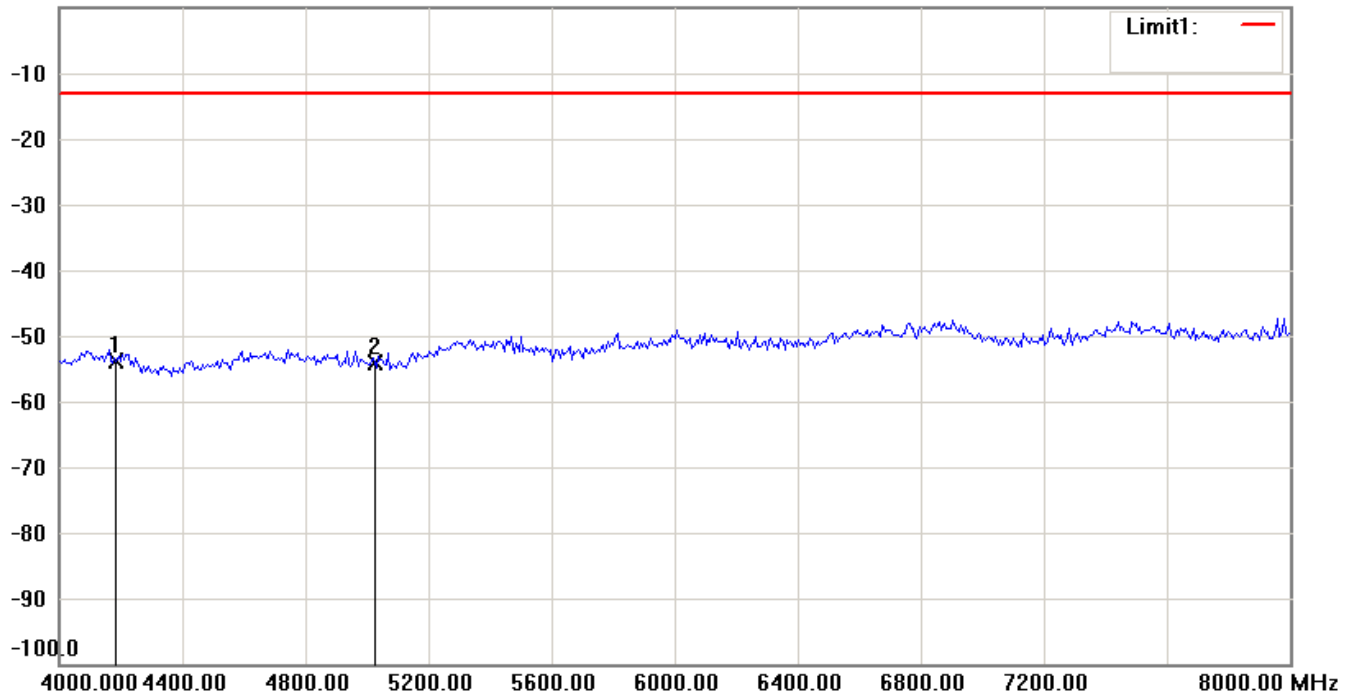
1. The attached measurement plots are preliminarily pre-scanned with peak detector for determining the final checking frequencies and are for reference only.
2. The some frequencies may exceed the limit line without the specified detectors, but that cannot present the results are failed to the specification of test standard.
3. For corrected test results are listed in the relevant table of radiated test data of this test report.



Report Number: W6M21103-11284-P-2224

FCC ID: UZI-PR30

0.0 dBm




Up Line: Peak Limit Line

Down Line: Ave Limit Line

Note:

1. The attached measurement plots are preliminarily pre-scanned with peak detector for determining the final checking frequencies and are for reference only.
2. The some frequencies may exceed the limit line without the specified detectors, but that cannot present the results are failed to the specification of test standard.
3. For corrected test results are listed in the relevant table of radiated test data of this test report.



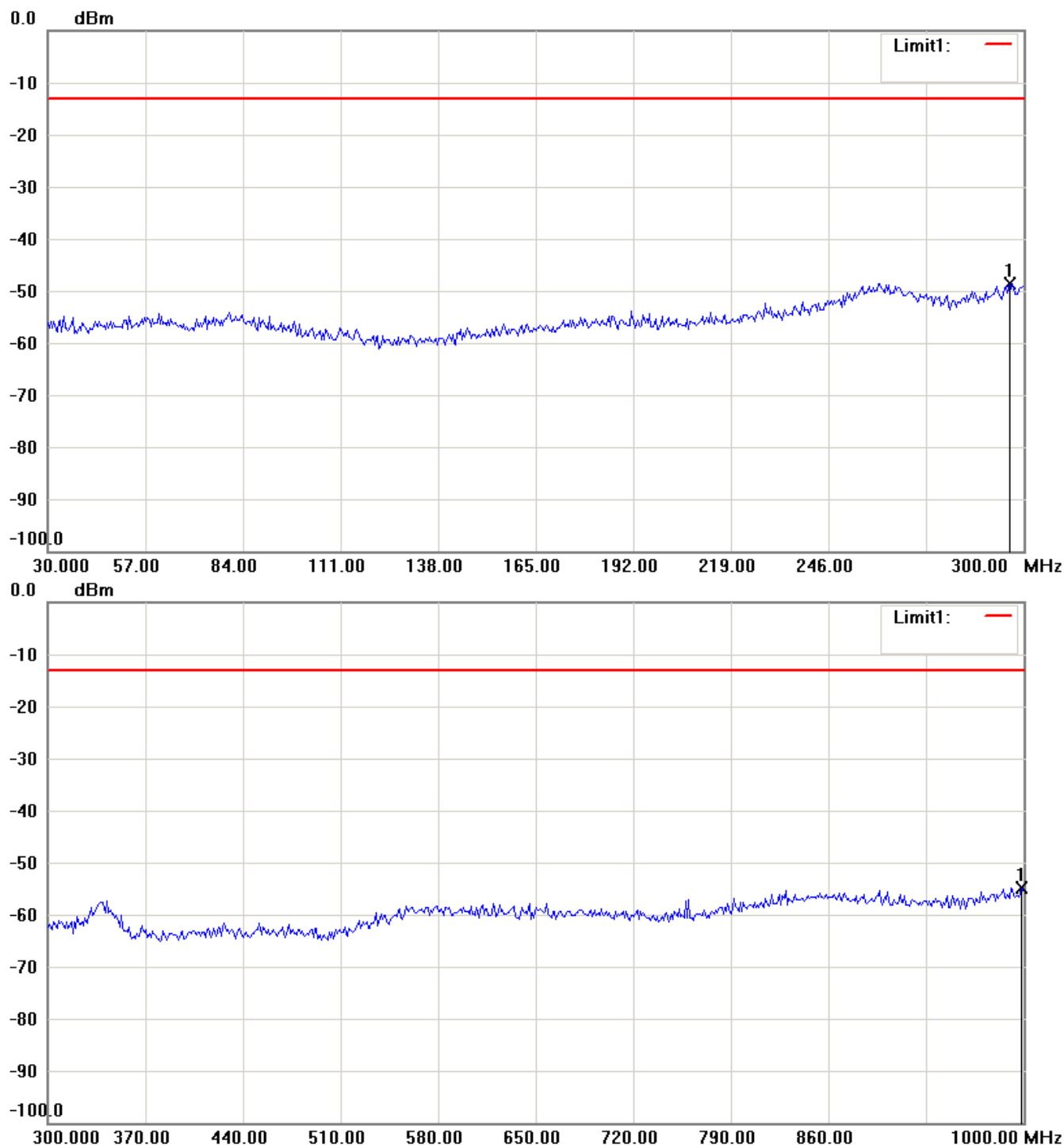
Worldwide Testing Services(Taiwan) Co., Ltd.

Report Number: W6M21103-11284-P-2224

FCC ID: UZI-PR30

Band V_CH 4233_4.2 V

Antenna Polarization H




Up Line: Peak Limit Line

Down Line: Ave Limit Line

Note:

1. The attached measurement plots are preliminarily pre-scanned with peak detector for determining the final checking frequencies and are for reference only.
2. The some frequencies may exceed the limit line without the specified detectors, but that cannot present the results are failed to the specification of test standard.
3. For corrected test results are listed in the relevant table of radiated test data of this test report.

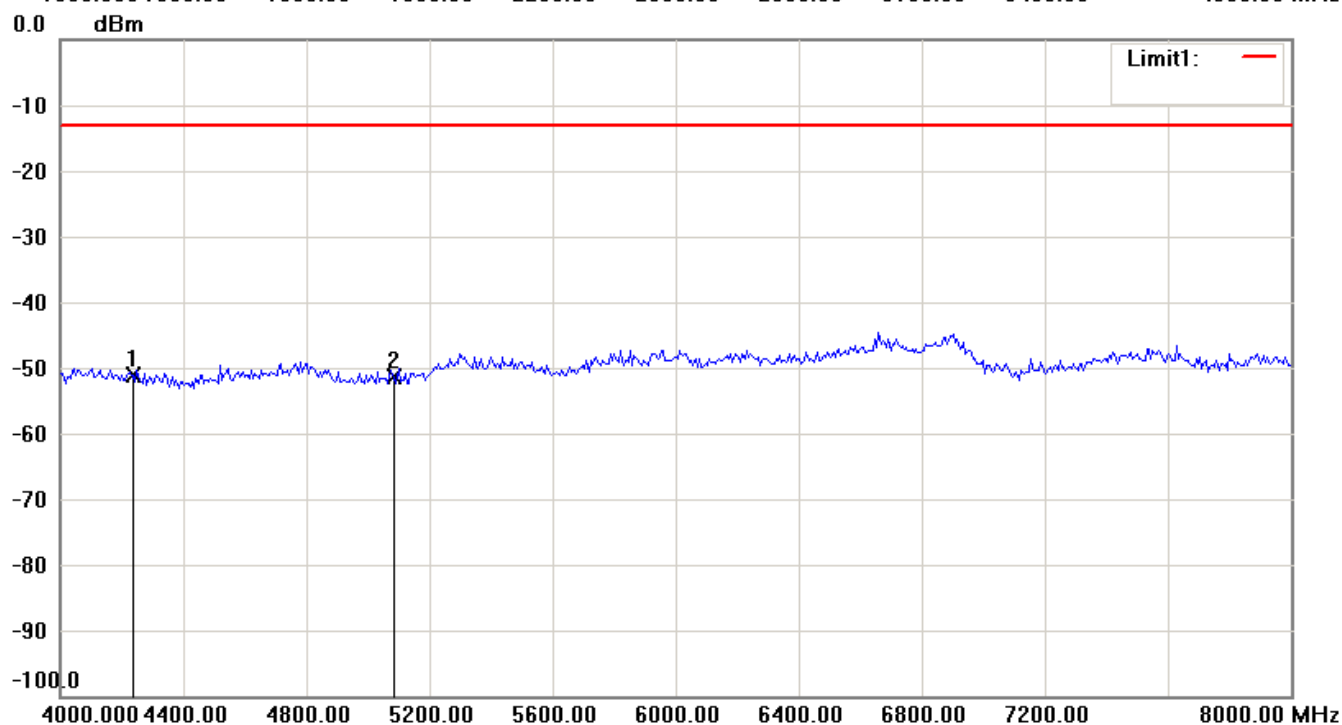
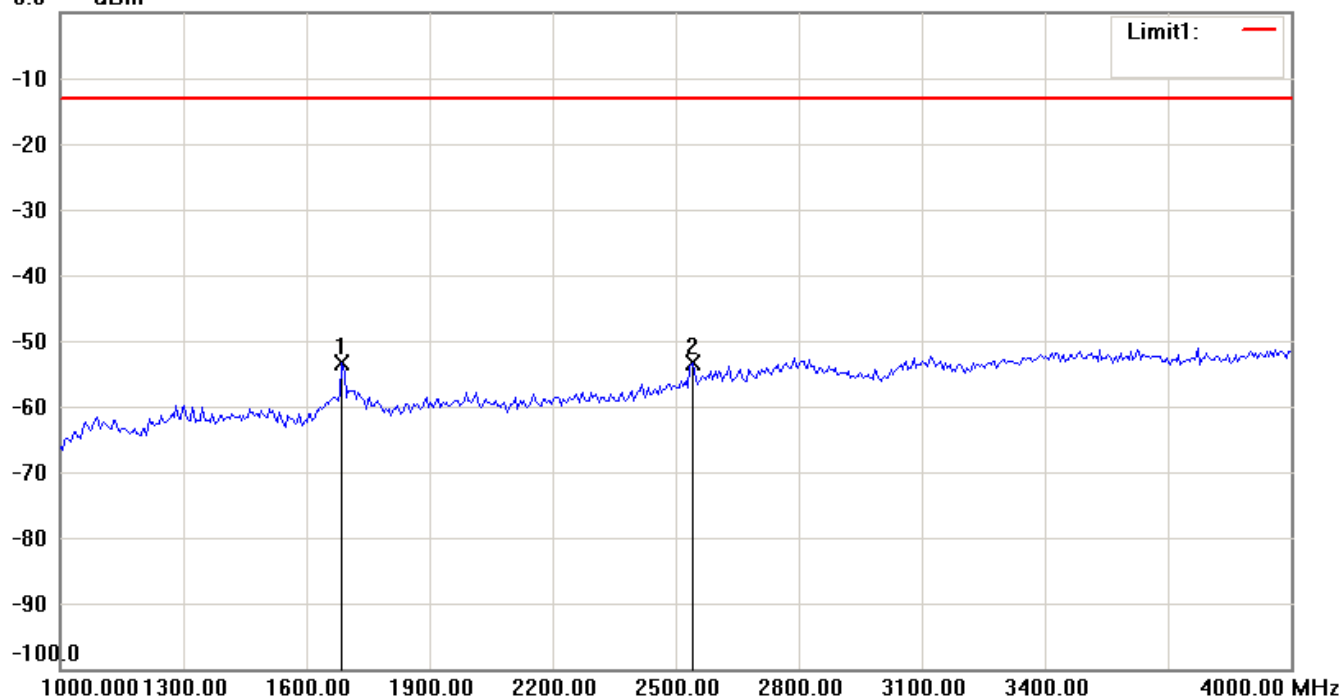


Worldwide Testing Services(Taiwan) Co., Ltd.

Report Number: W6M21103-11284-P-2224

FCC ID: UZI-PR30

0.0 dBm




Up Line: Peak Limit Line

Down Line: Ave Limit Line

Note:

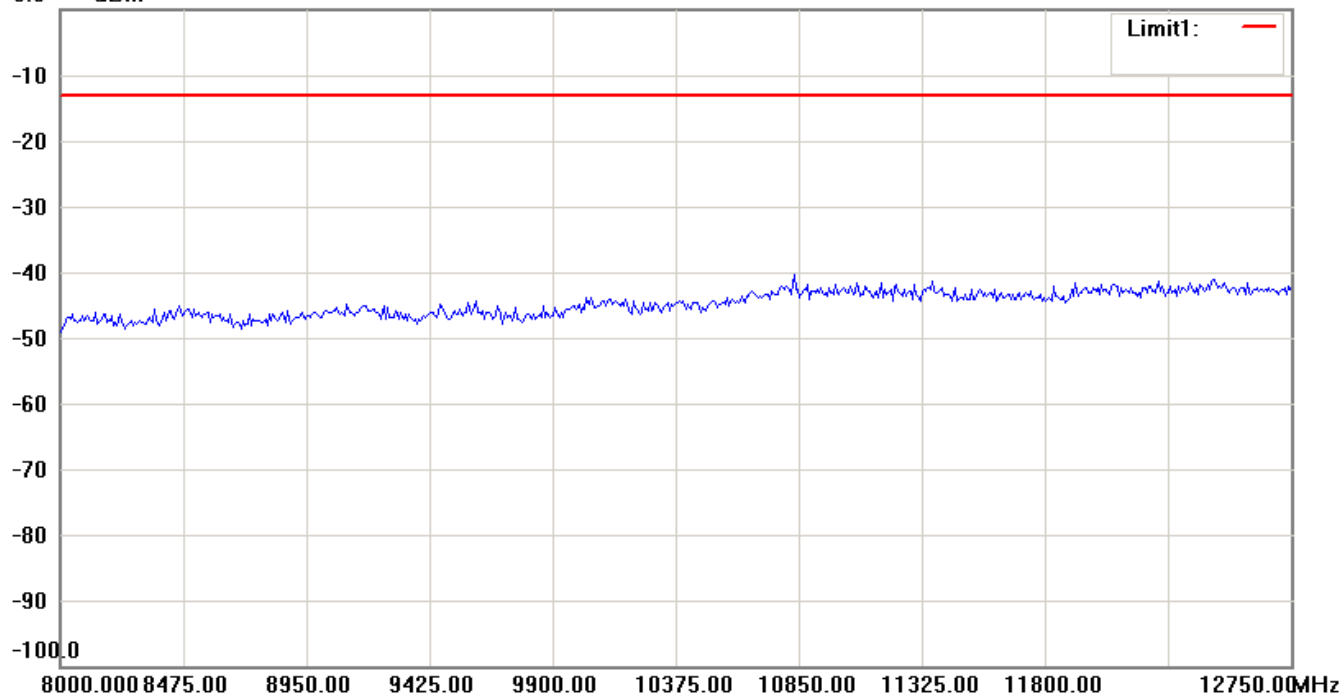
1. The attached measurement plots are preliminarily pre-scanned with peak detector for determining the final checking frequencies and are for reference only.
2. The some frequencies may exceed the limit line without the specified detectors, but that cannot present the results are failed to the specification of test standard.
3. For corrected test results are listed in the relevant table of radiated test data of this test report.



Report Number: W6M21103-11284-P-2224

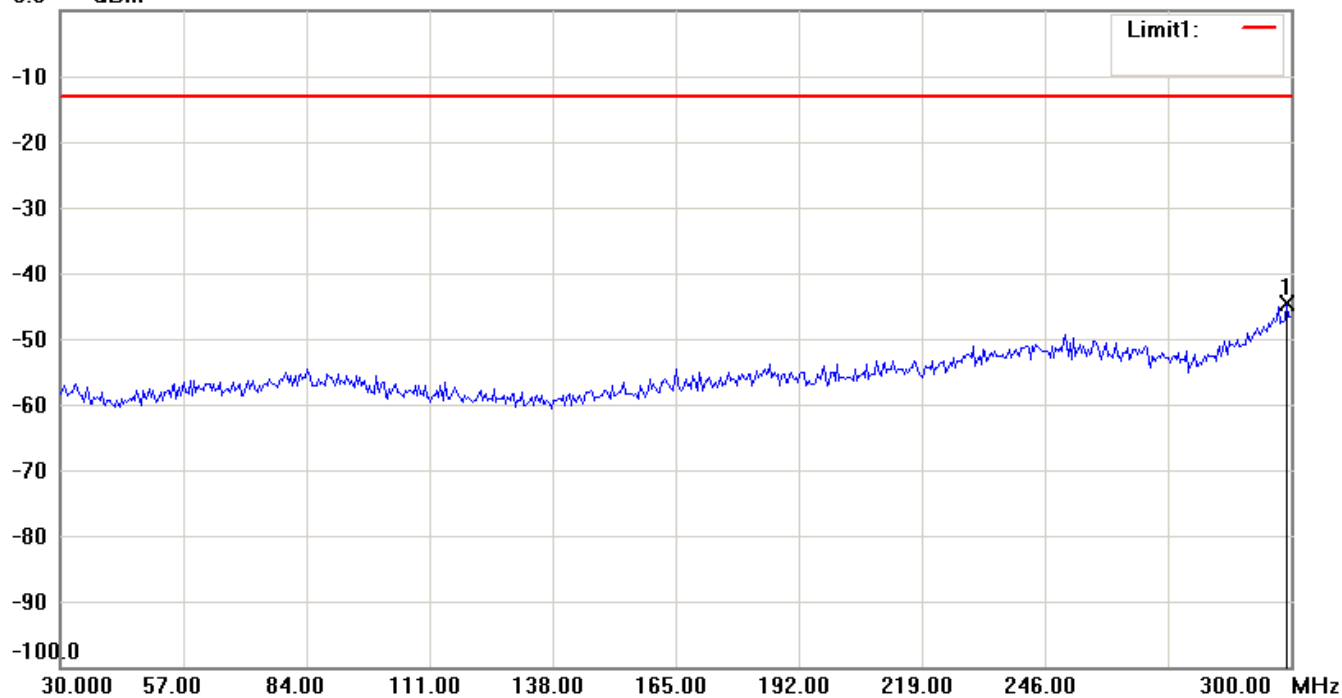
FCC ID: UZI-PR30

0.0 dBm



Antenna Polarization V

0.0 dBm




Up Line: Peak Limit Line

Down Line: Ave Limit Line

Note:

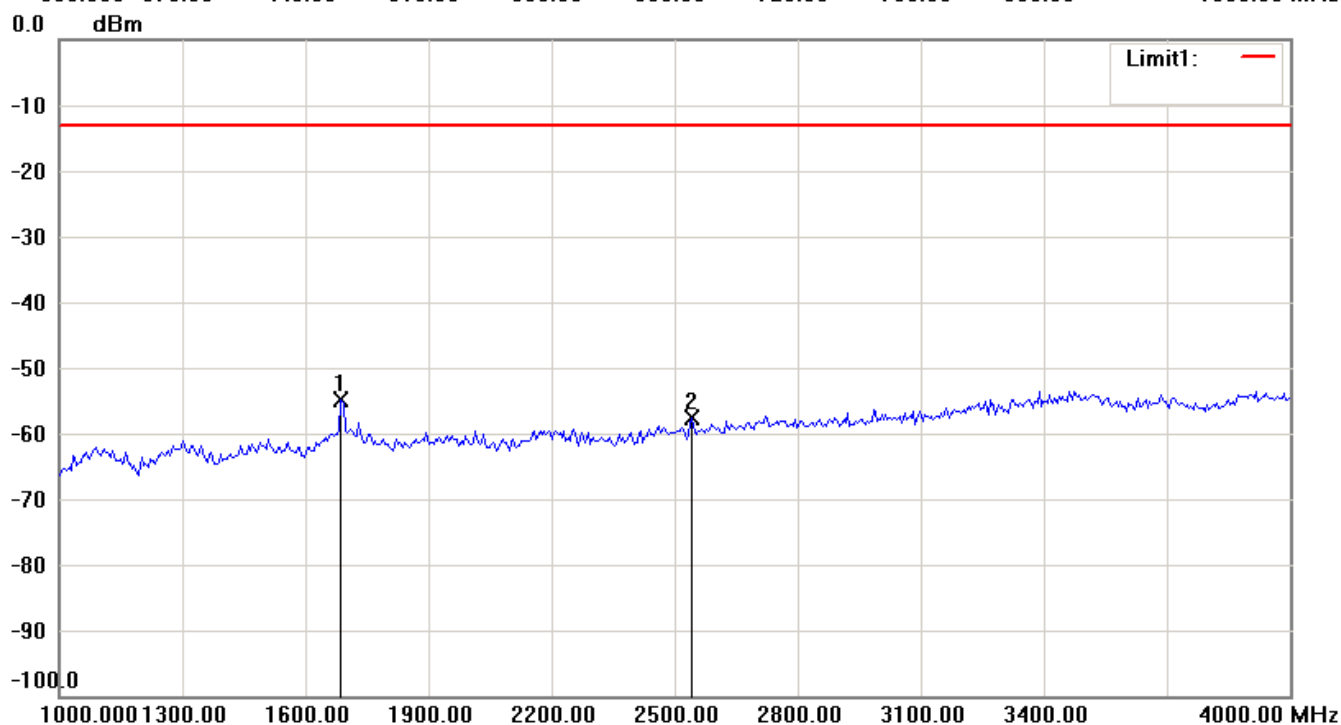
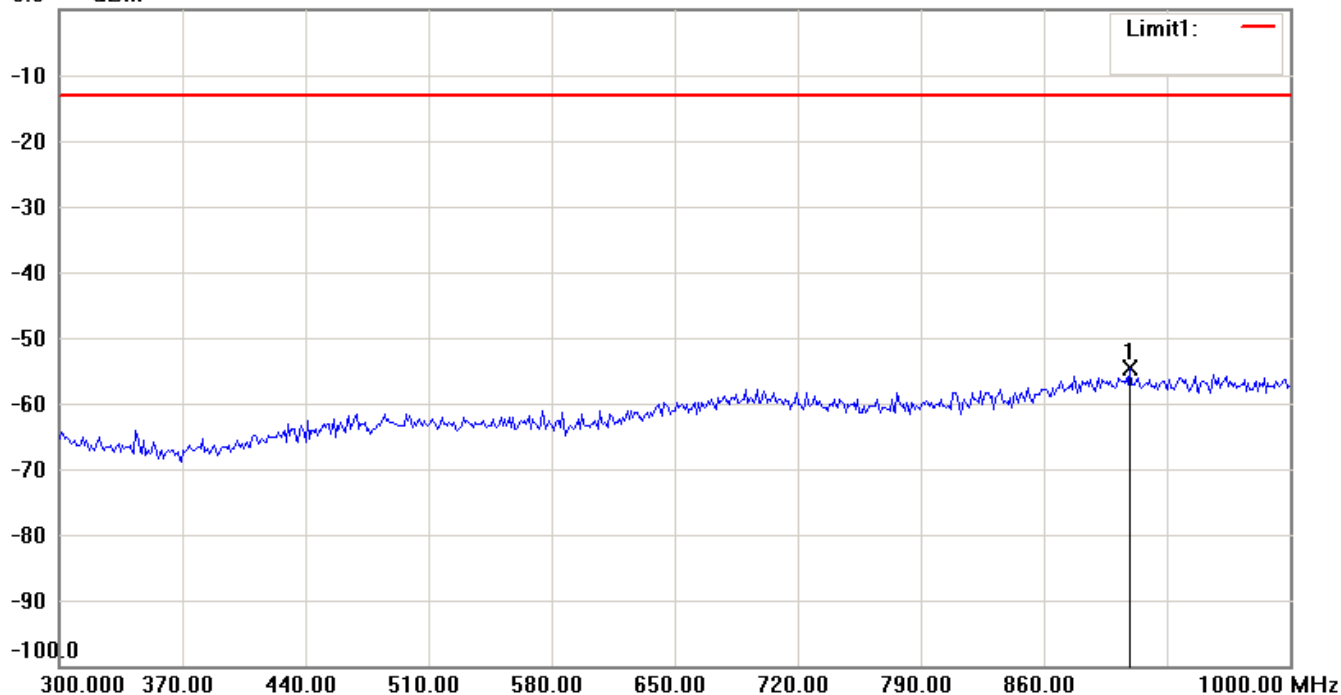
1. The attached measurement plots are preliminarily pre-scanned with peak detector for determining the final checking frequencies and are for reference only.
2. The some frequencies may exceed the limit line without the specified detectors, but that cannot present the results are failed to the specification of test standard.
3. For corrected test results are listed in the relevant table of radiated test data of this test report.



Report Number: W6M21103-11284-P-2224

FCC ID: UZI-PR30

0.0 dBm



Up Line: Peak Limit Line

Down Line: Ave Limit Line

Note:

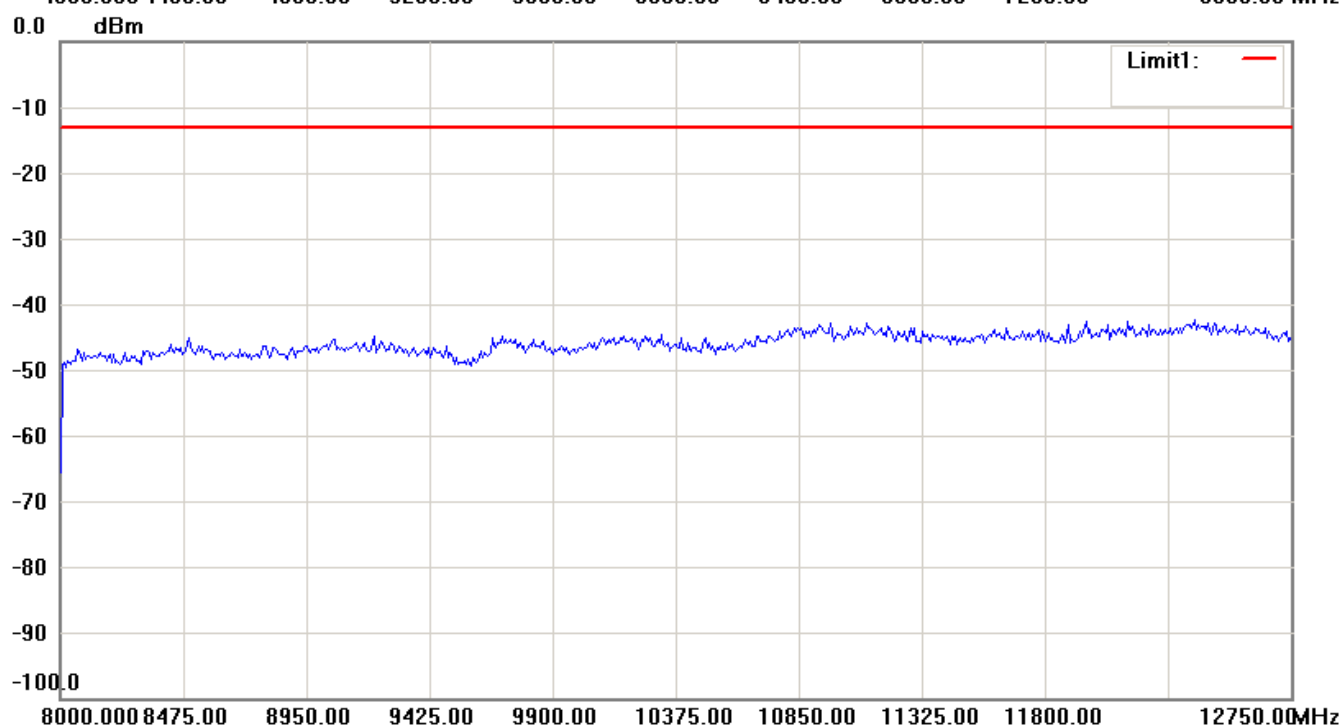
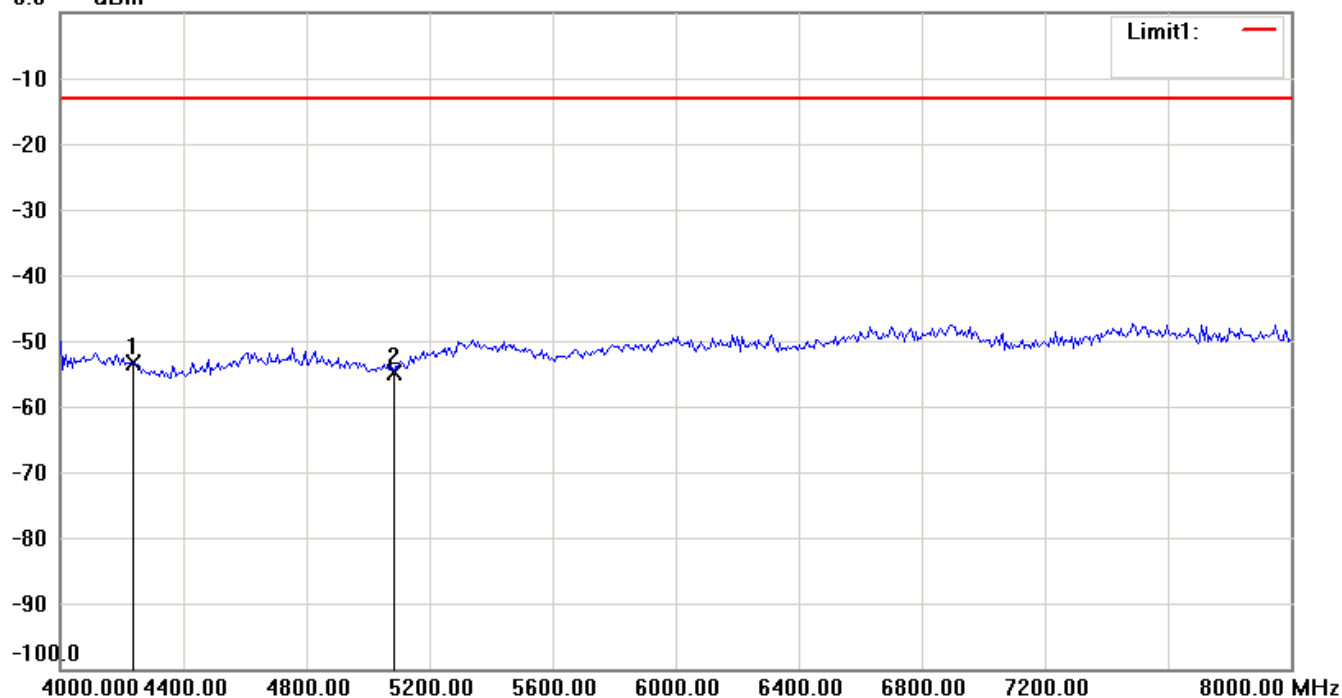
1. The attached measurement plots are preliminarily pre-scanned with peak detector for determining the final checking frequencies and are for reference only.
2. The some frequencies may exceed the limit line without the specified detectors, but that cannot present the results are failed to the specification of test standard.
3. For corrected test results are listed in the relevant table of radiated test data of this test report.



Report Number: W6M21103-11284-P-2224

FCC ID: UZI-PR30

0.0 dBm




Up Line: Peak Limit Line

Down Line: Ave Limit Line

Note:

1. The attached measurement plots are preliminarily pre-scanned with peak detector for determining the final checking frequencies and are for reference only.
2. The some frequencies may exceed the limit line without the specified detectors, but that cannot present the results are failed to the specification of test standard.
3. For corrected test results are listed in the relevant table of radiated test data of this test report.



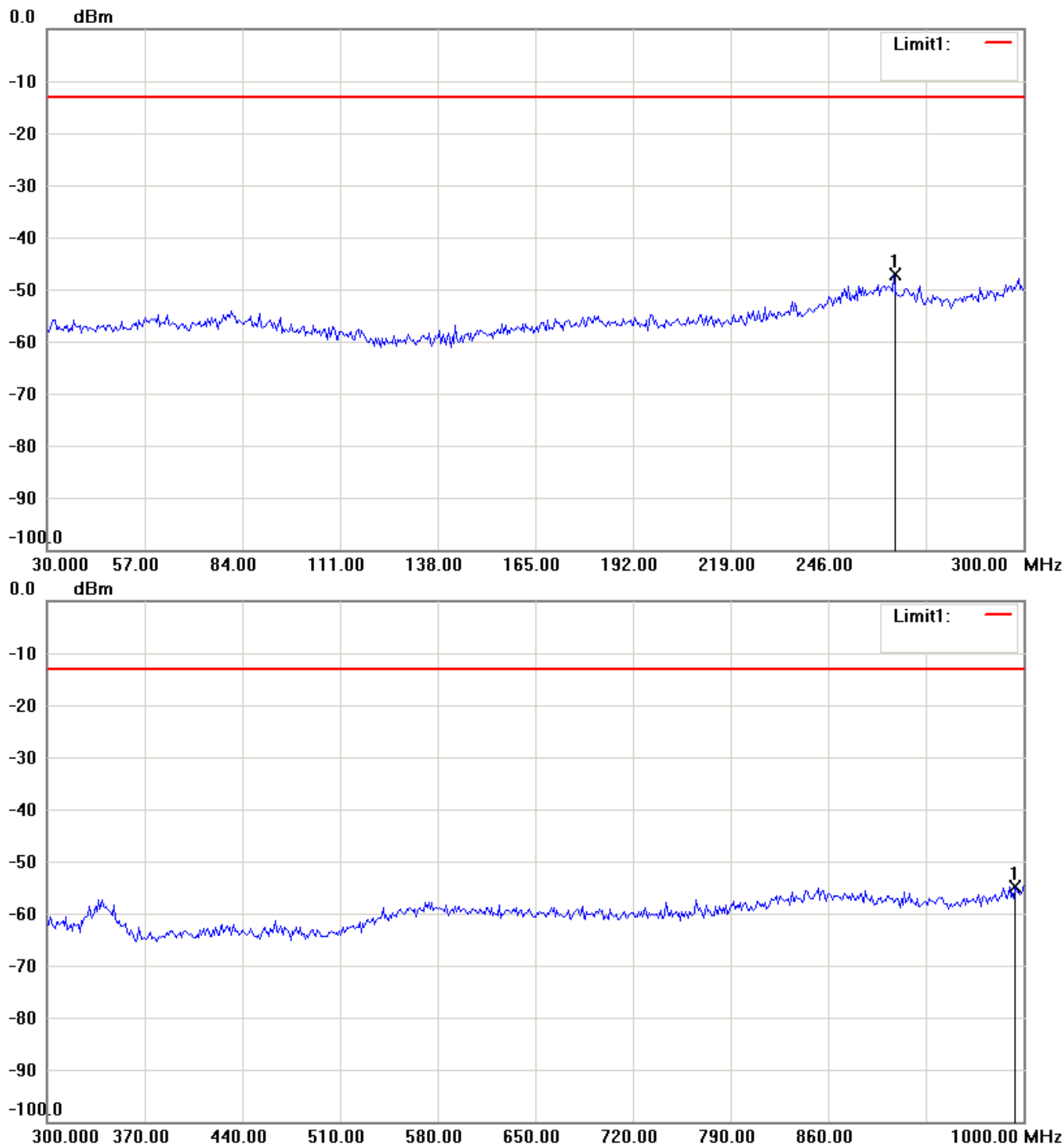
Worldwide Testing Services(Taiwan) Co., Ltd.

Report Number: W6M21103-11284-P-2224

FCC ID: UZI-PR30

Band V_CH 4233_3.5 V

Antenna Polarization H




Up Line: Peak Limit Line

Down Line: Ave Limit Line

Note:

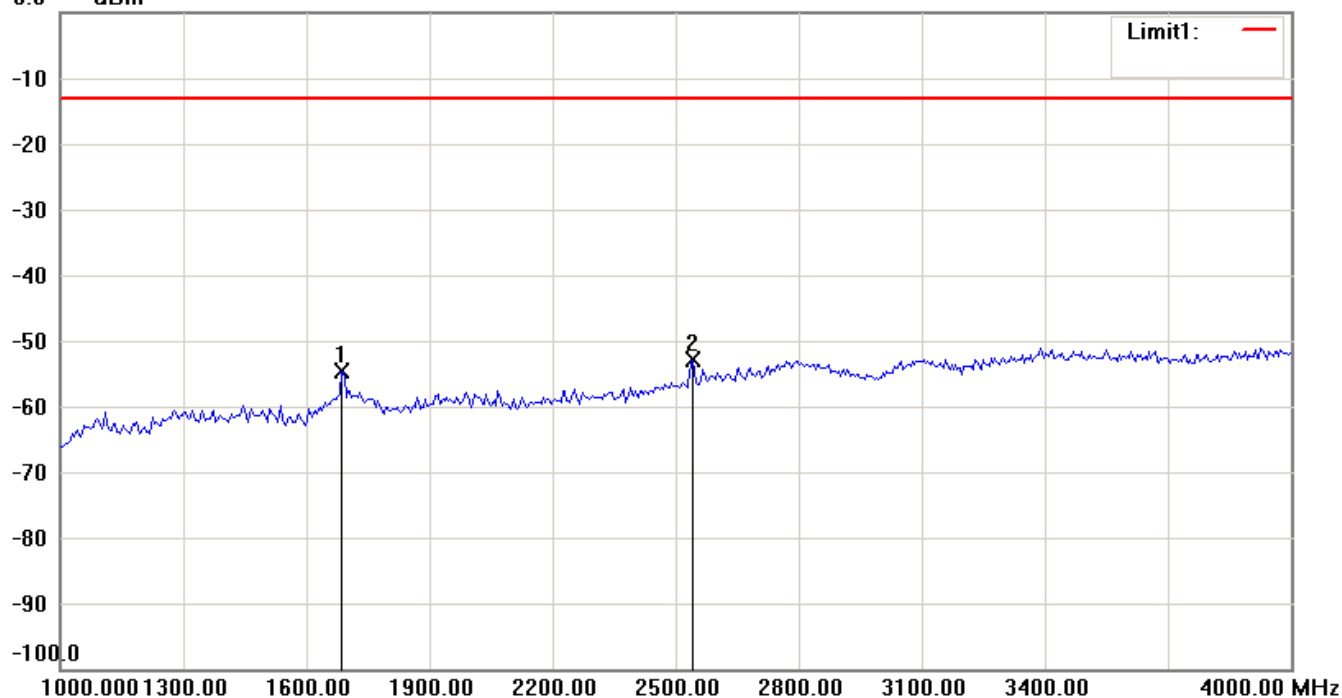
1. The attached measurement plots are preliminarily pre-scanned with peak detector for determining the final checking frequencies and are for reference only.
2. The some frequencies may exceed the limit line without the specified detectors, but that cannot present the results are failed to the specification of test standard.
3. For corrected test results are listed in the relevant table of radiated test data of this test report.



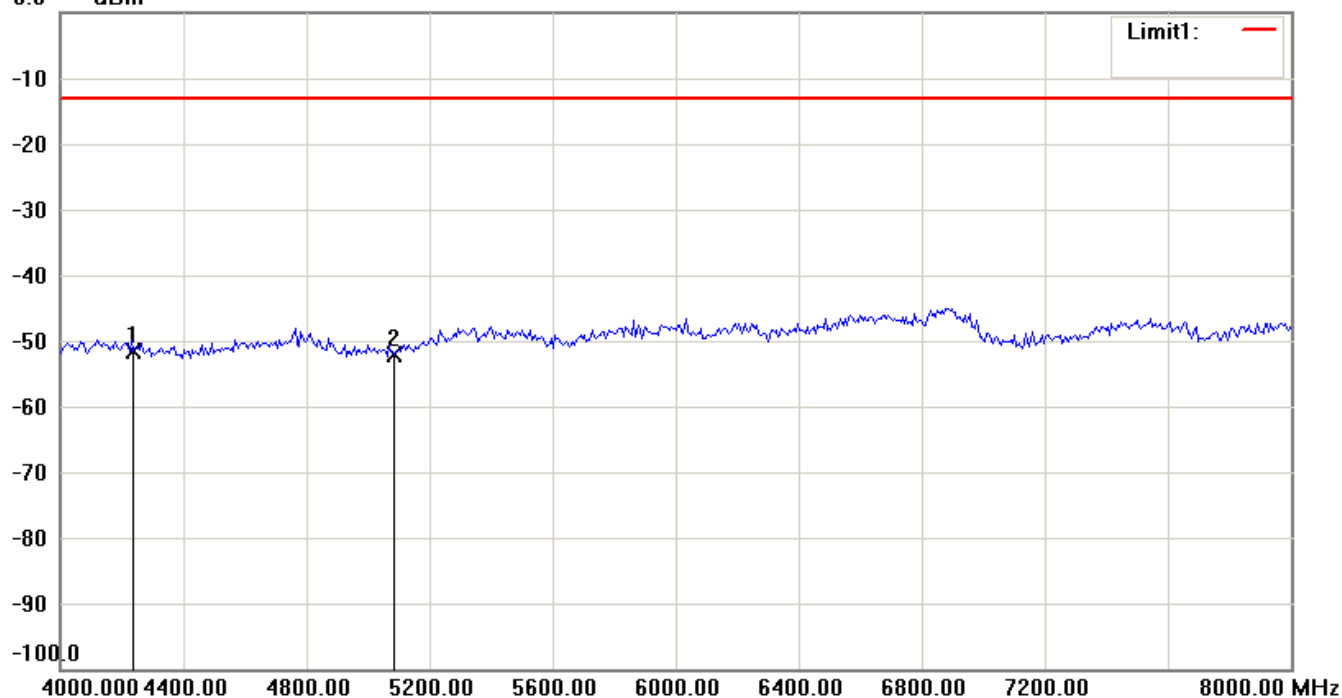
Report Number: W6M21103-11284-P-2224

FCC ID: UZI-PR30

0.0 dBm



0.0 dBm




Up Line: Peak Limit Line

Down Line: Ave Limit Line

Note:

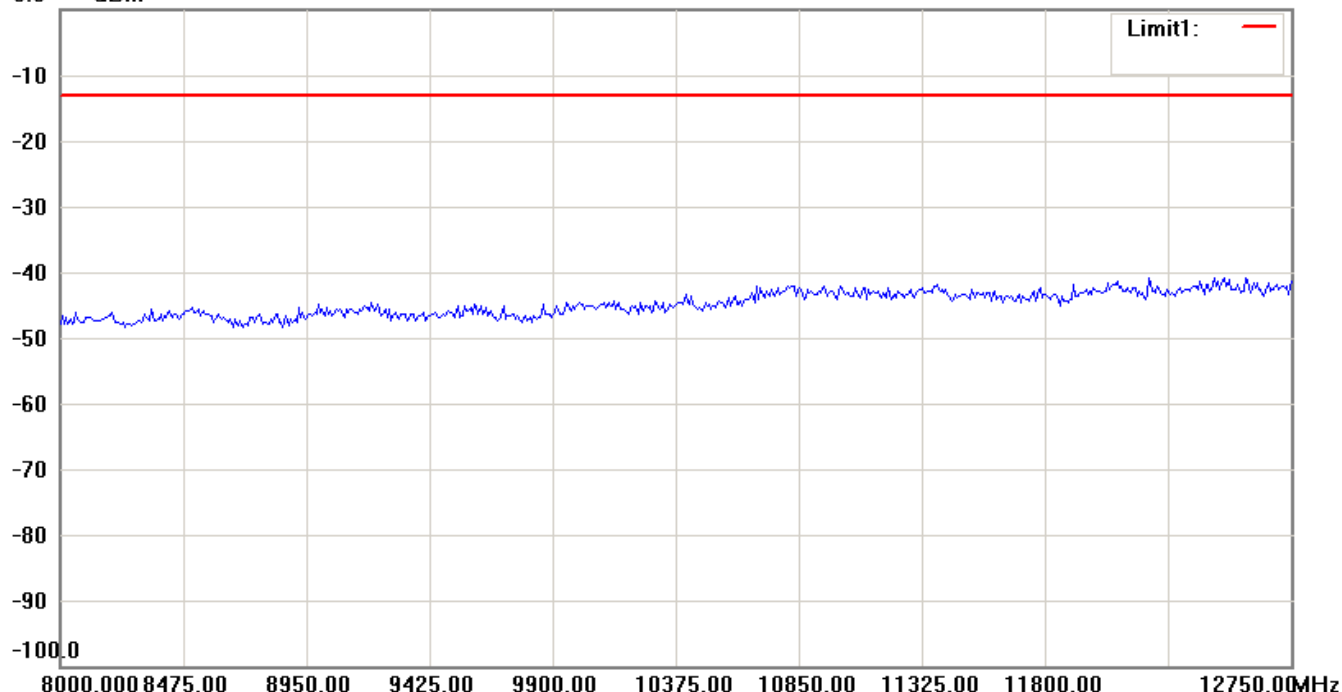
1. The attached measurement plots are preliminarily pre-scanned with peak detector for determining the final checking frequencies and are for reference only.
2. The some frequencies may exceed the limit line without the specified detectors, but that cannot present the results are failed to the specification of test standard.
3. For corrected test results are listed in the relevant table of radiated test data of this test report.



Report Number: W6M21103-11284-P-2224

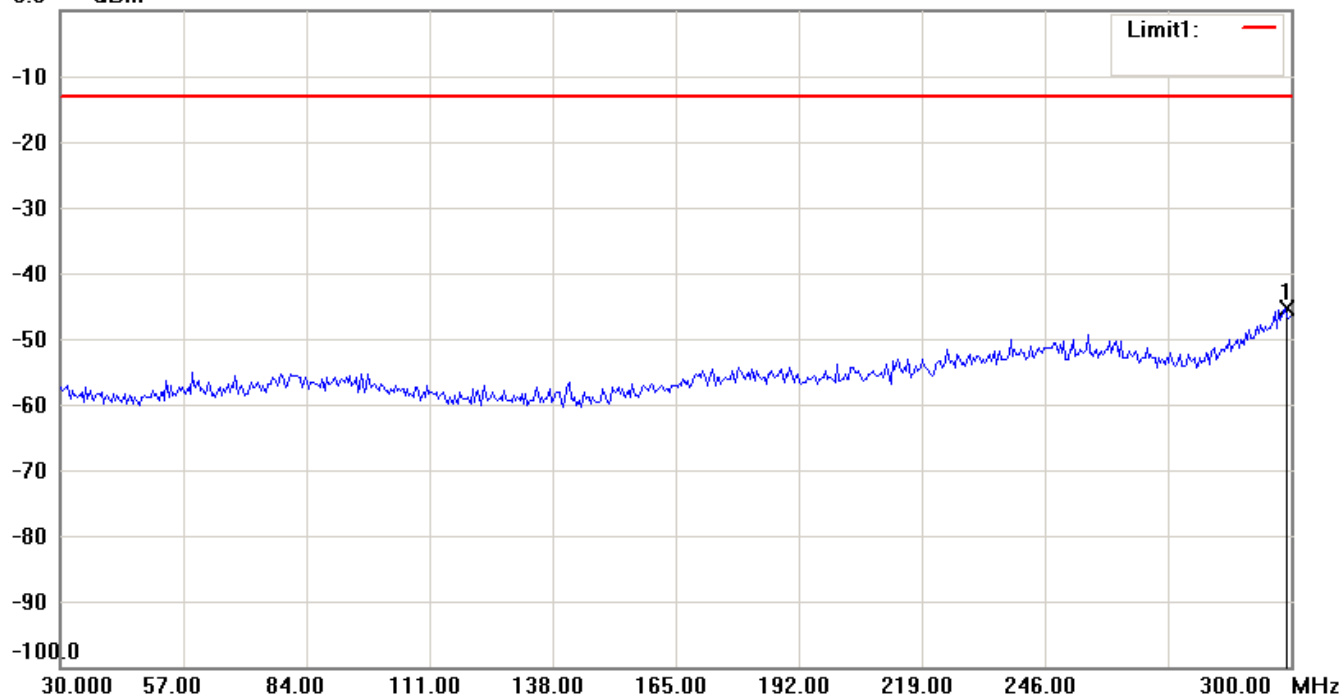
FCC ID: UZI-PR30

0.0 dBm



Antenna Polarization V

0.0 dBm



Up Line: Peak Limit Line

Down Line: Ave Limit Line

Note:

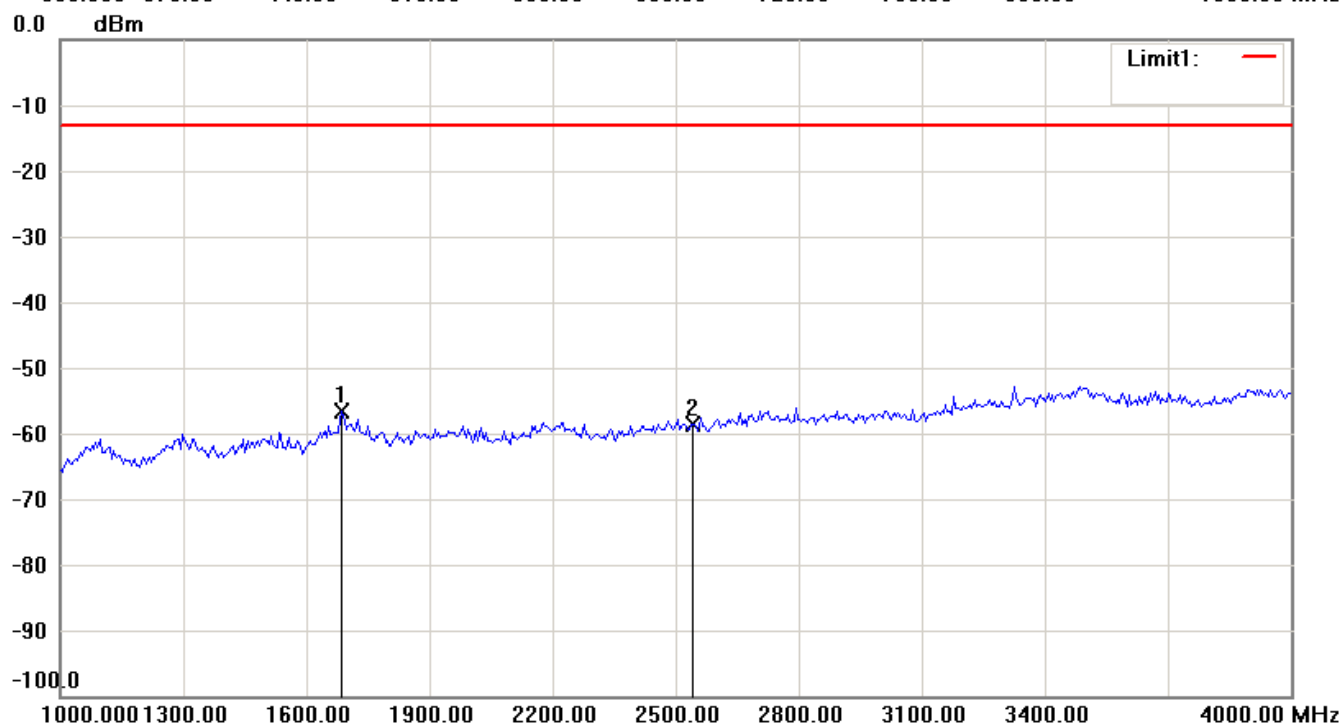
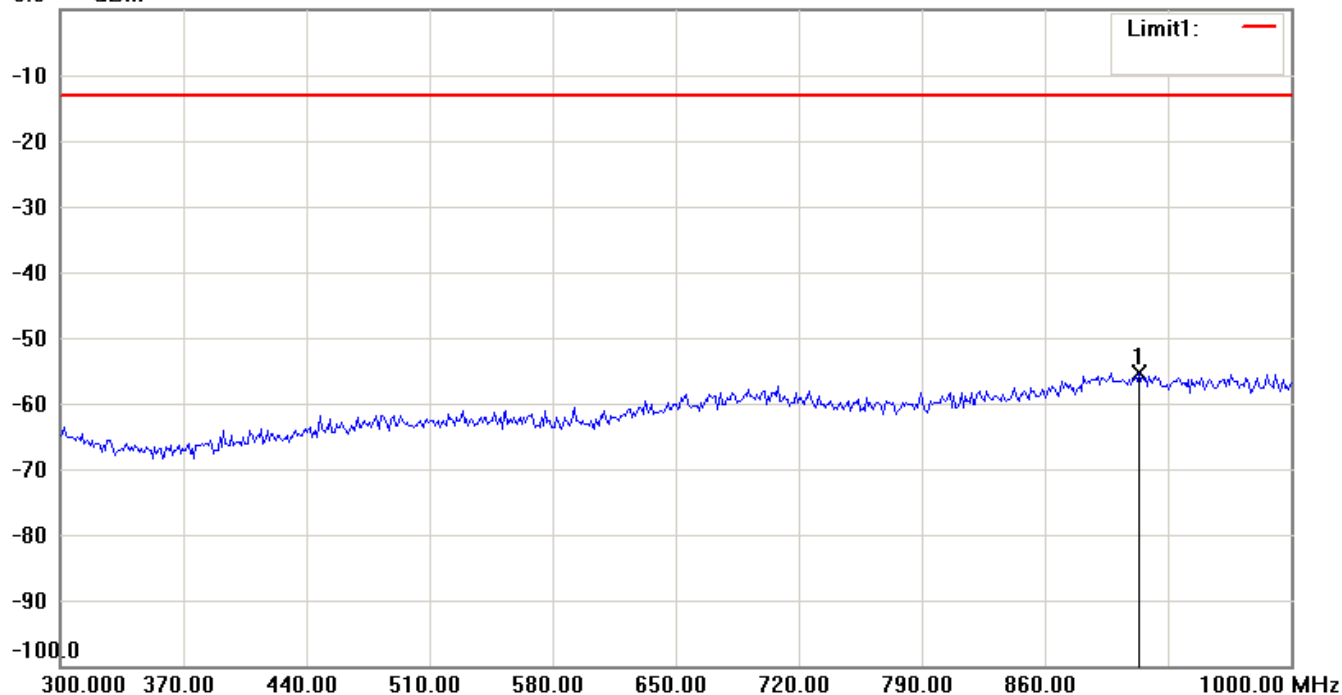
1. The attached measurement plots are preliminarily pre-scanned with peak detector for determining the final checking frequencies and are for reference only.
2. The some frequencies may exceed the limit line without the specified detectors, but that cannot present the results are failed to the specification of test standard.
3. For corrected test results are listed in the relevant table of radiated test data of this test report.



Report Number: W6M21103-11284-P-2224

FCC ID: UZI-PR30

0.0 dBm




Up Line: Peak Limit Line

Down Line: Ave Limit Line

Note:

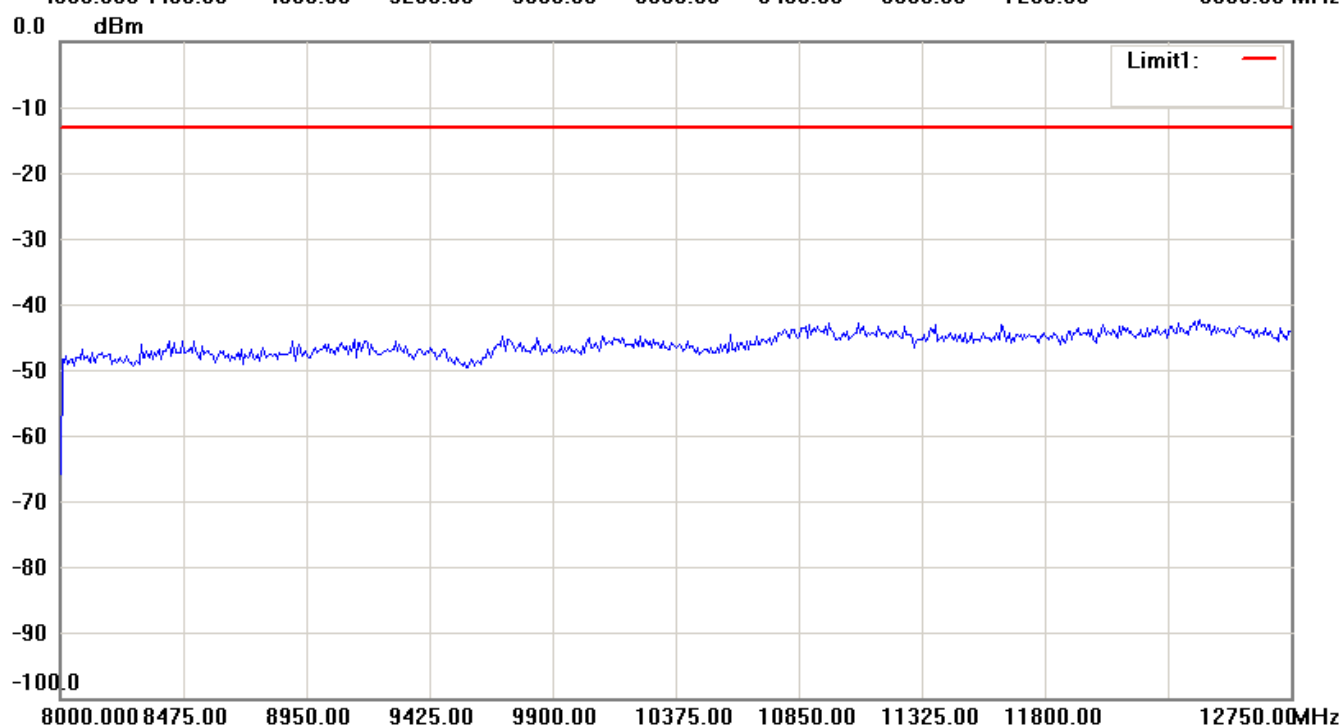
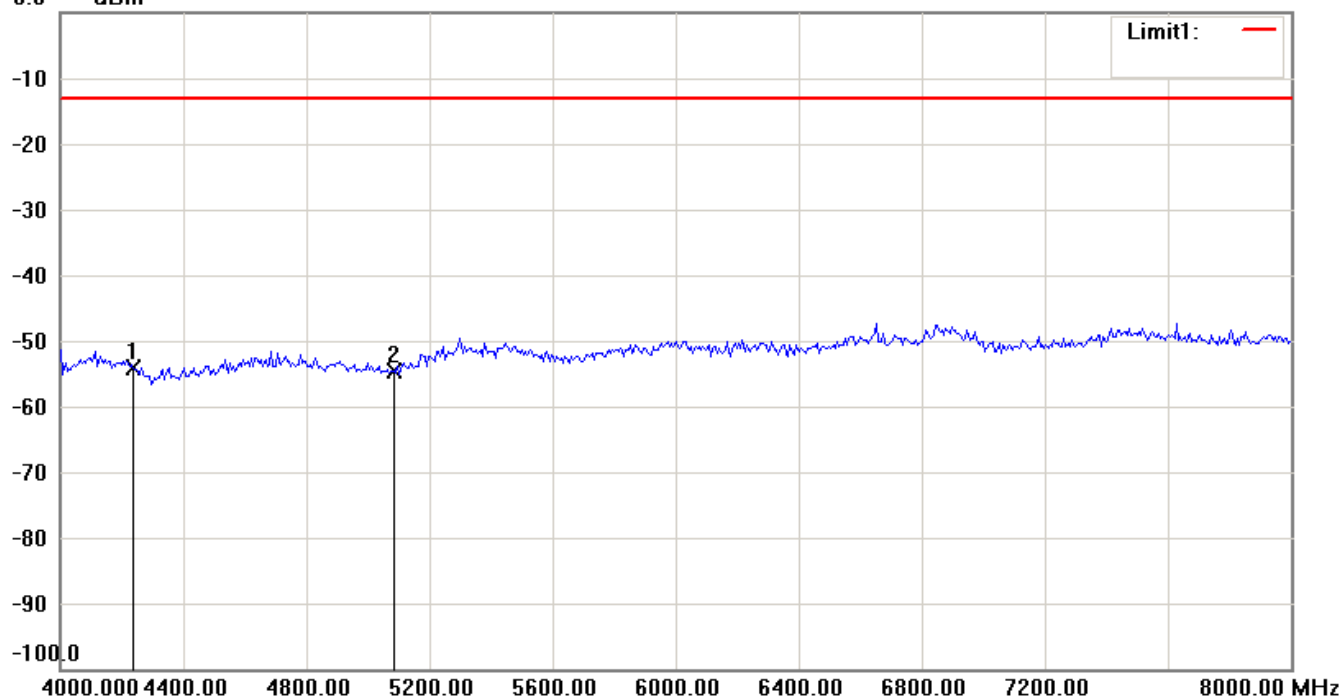
1. The attached measurement plots are preliminarily pre-scanned with peak detector for determining the final checking frequencies and are for reference only.
2. The some frequencies may exceed the limit line without the specified detectors, but that cannot present the results are failed to the specification of test standard.
3. For corrected test results are listed in the relevant table of radiated test data of this test report.



Report Number: W6M21103-11284-P-2224

FCC ID: UZI-PR30

0.0 dBm




Up Line: Peak Limit Line

Down Line: Ave Limit Line

Note:

1. The attached measurement plots are preliminarily pre-scanned with peak detector for determining the final checking frequencies and are for reference only.
2. The some frequencies may exceed the limit line without the specified detectors, but that cannot present the results are failed to the specification of test standard.
3. For corrected test results are listed in the relevant table of radiated test data of this test report.



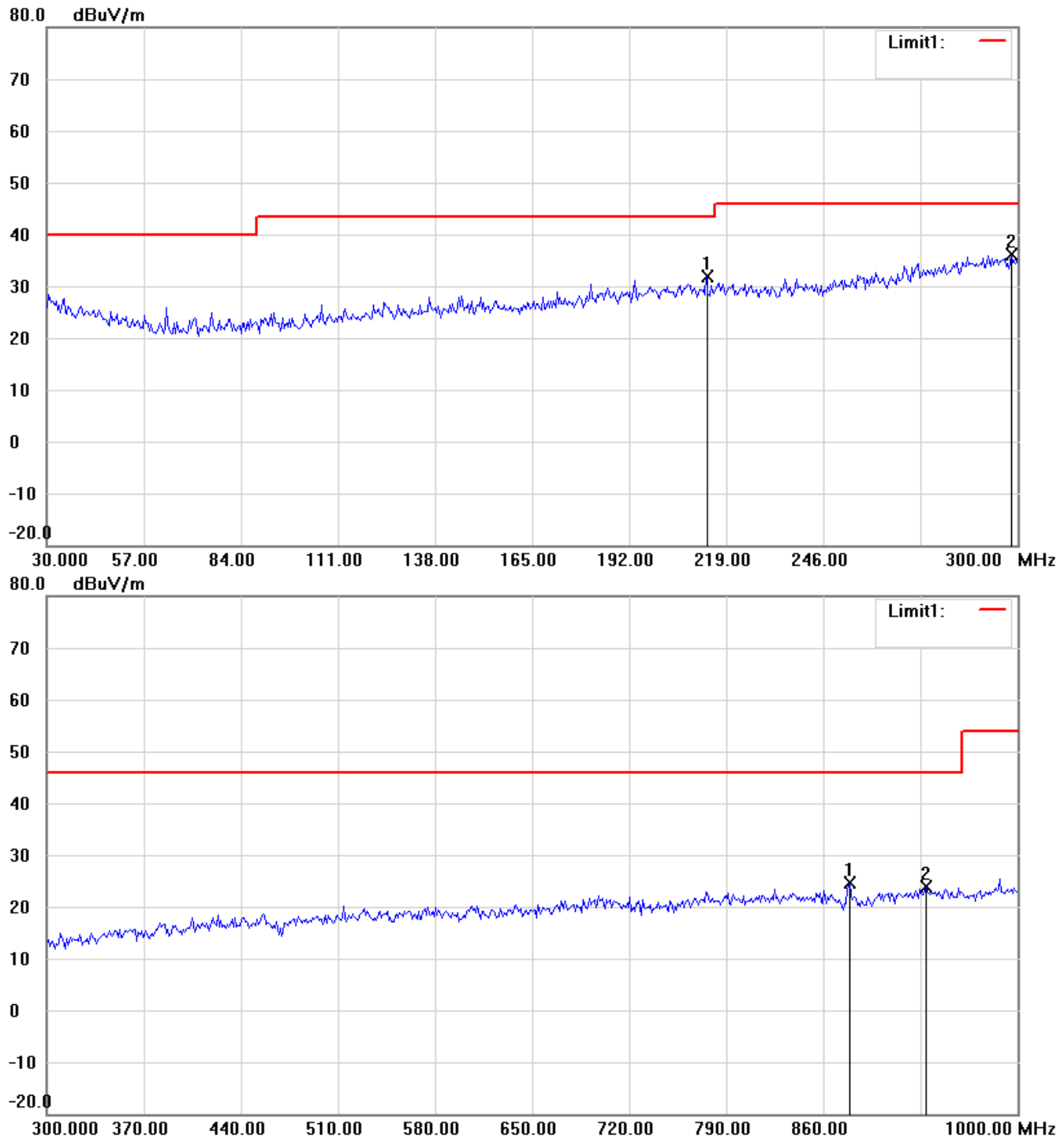
Worldwide Testing Services(Taiwan) Co., Ltd.

Report Number: W6M21103-11284-P-2224

FCC ID: UZI-PR30

Band V_Idle Mode_4.2 V

Antenna Polarization H




Up Line: Peak Limit Line

Down Line: Ave Limit Line

Note:

1. The attached measurement plots are preliminarily pre-scanned with peak detector for determining the final checking frequencies and are for reference only.
2. The some frequencies may exceed the limit line without the specified detectors, but that cannot present the results are failed to the specification of test standard.
3. For corrected test results are listed in the relevant table of radiated test data of this test report.

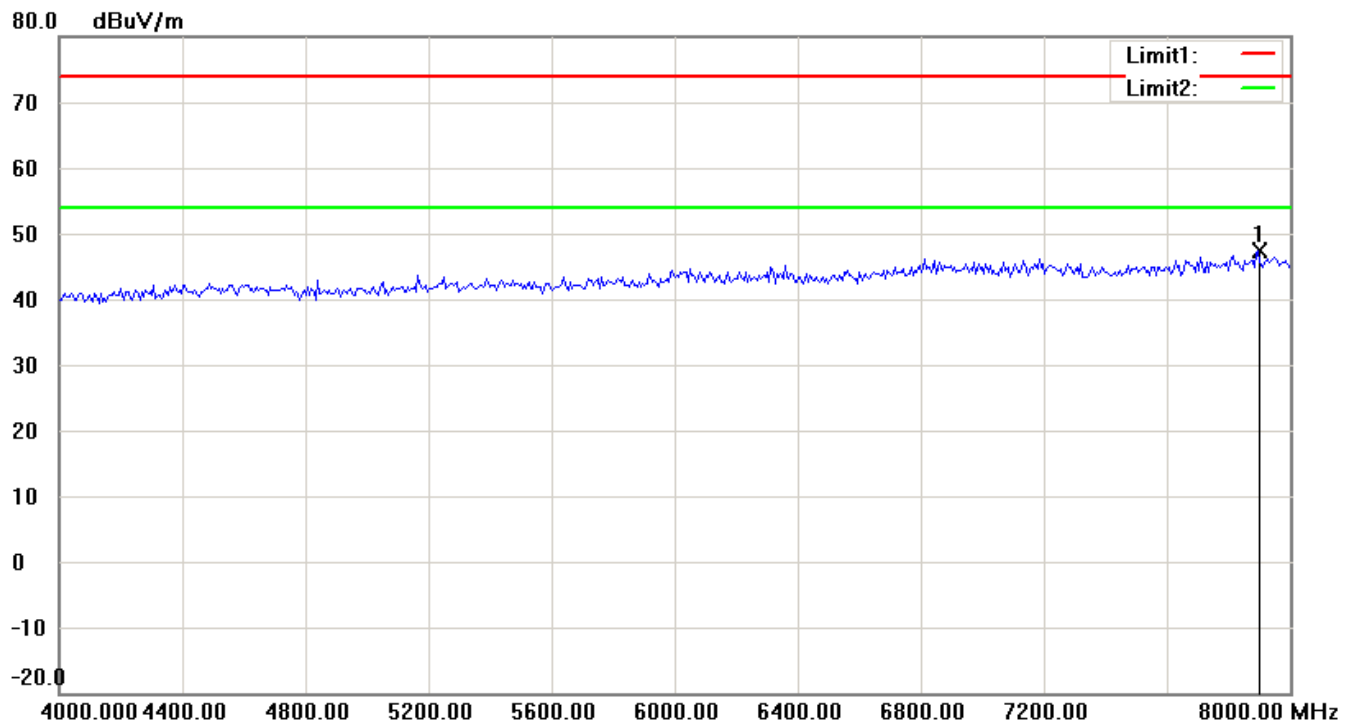
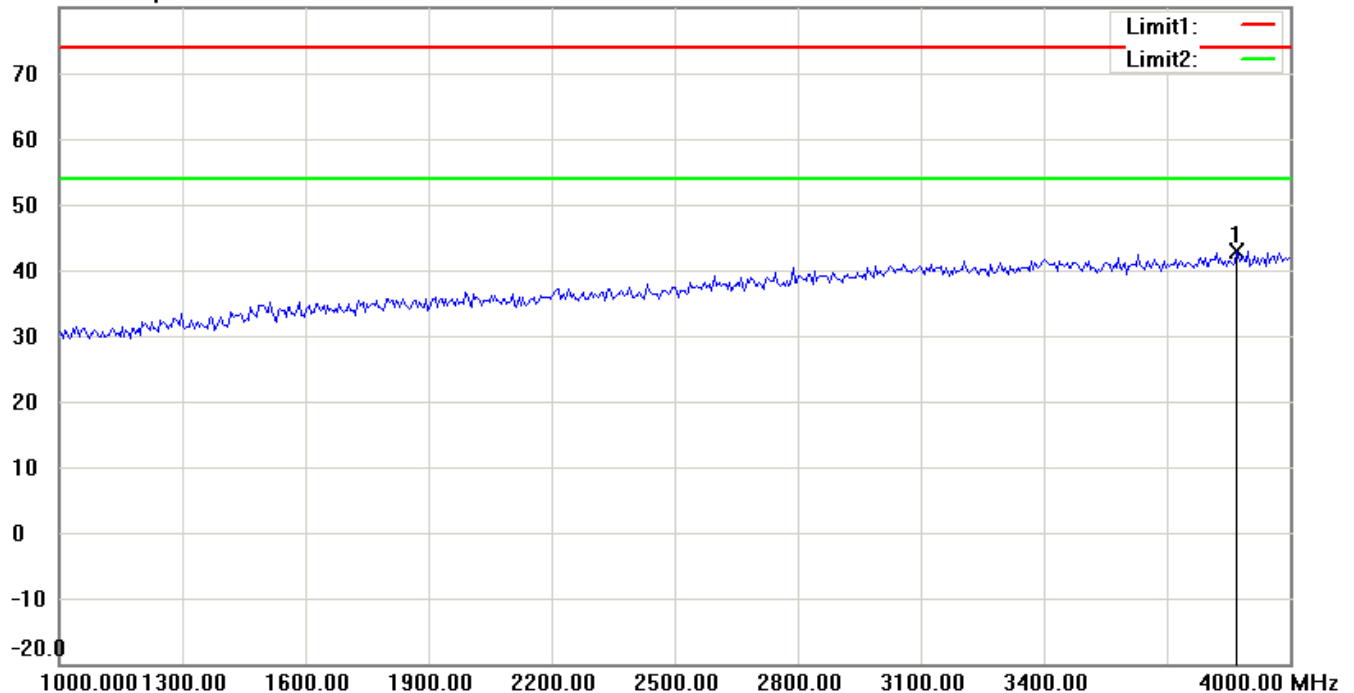


Worldwide Testing Services(Taiwan) Co., Ltd.

Report Number: W6M21103-11284-P-2224

FCC ID: UZI-PR30

80.0 dBuV/m




Up Line: Peak Limit Line

Down Line: Ave Limit Line

Note:

1. The attached measurement plots are preliminarily pre-scanned with peak detector for determining the final checking frequencies and are for reference only.
2. The some frequencies may exceed the limit line without the specified detectors, but that cannot present the results are failed to the specification of test standard.
3. For corrected test results are listed in the relevant table of radiated test data of this test report.

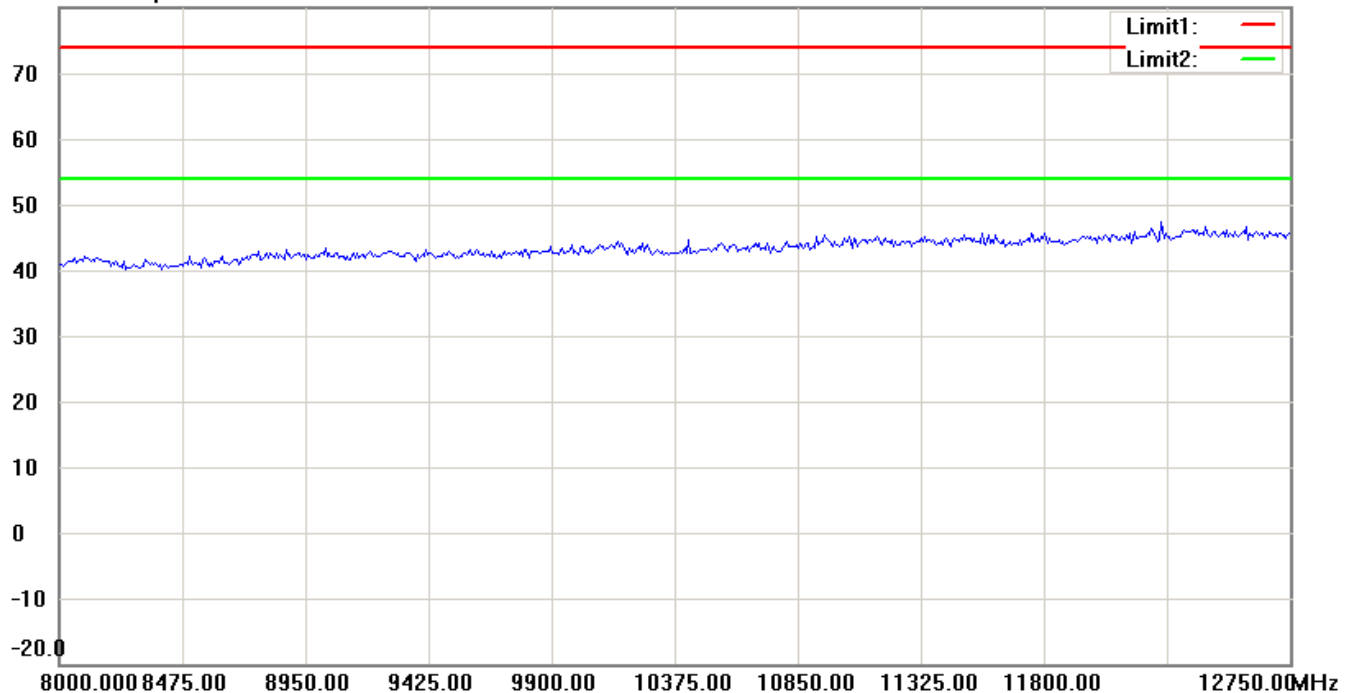


Worldwide Testing Services(Taiwan) Co., Ltd.

Report Number: W6M21103-11284-P-2224

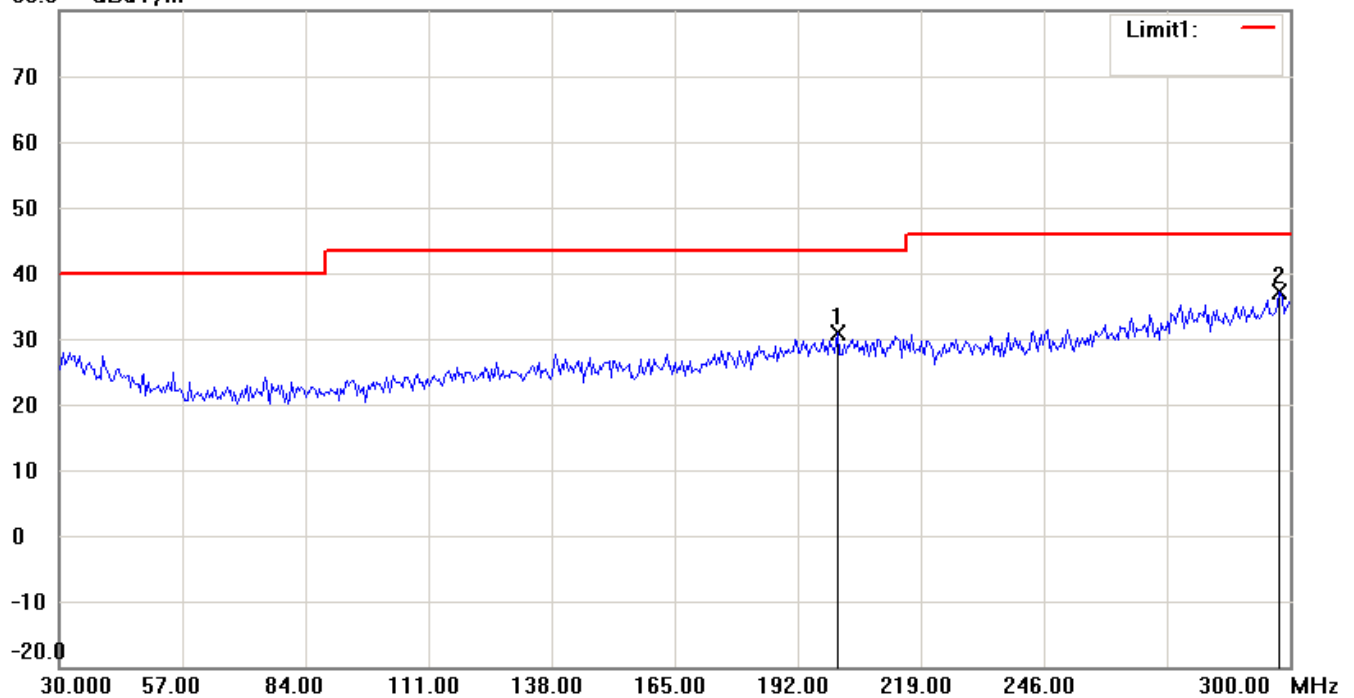
FCC ID: UZI-PR30

80.0 dBuV/m



Antenna Polarization V

80.0 dBuV/m




Up Line: Peak Limit Line

Down Line: Ave Limit Line

Note:

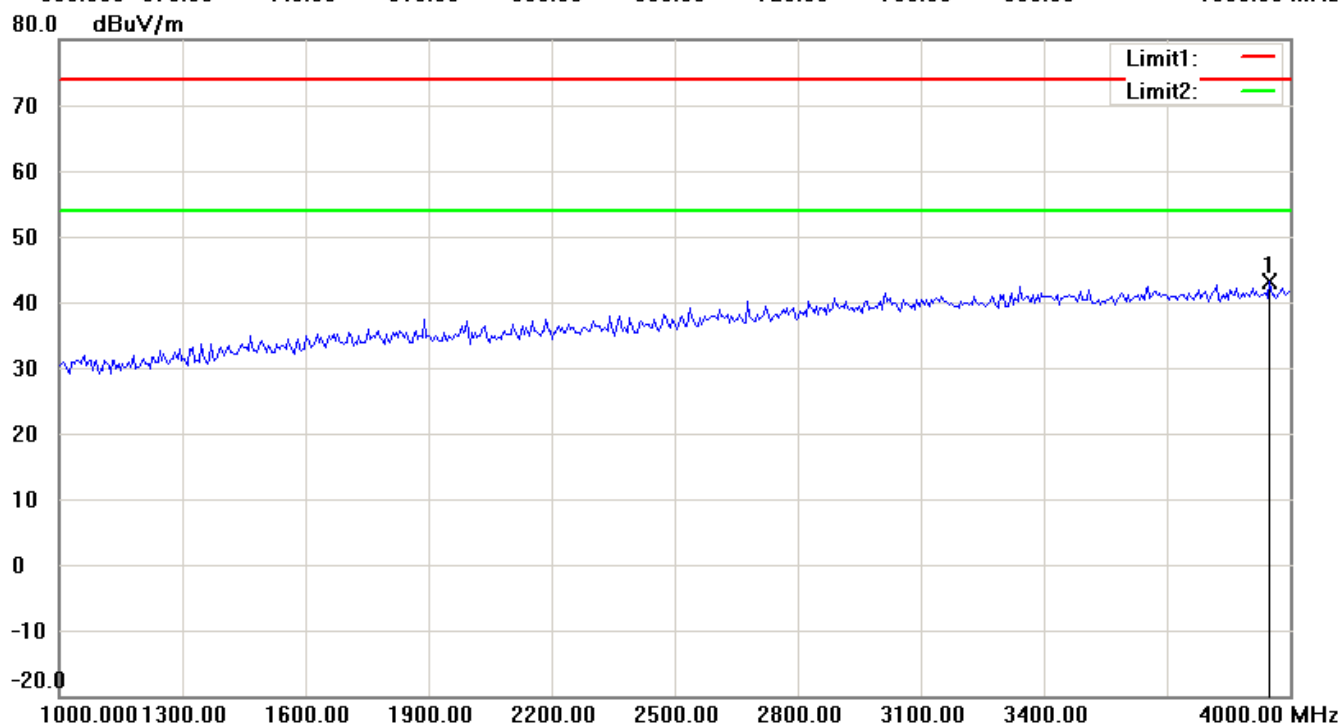
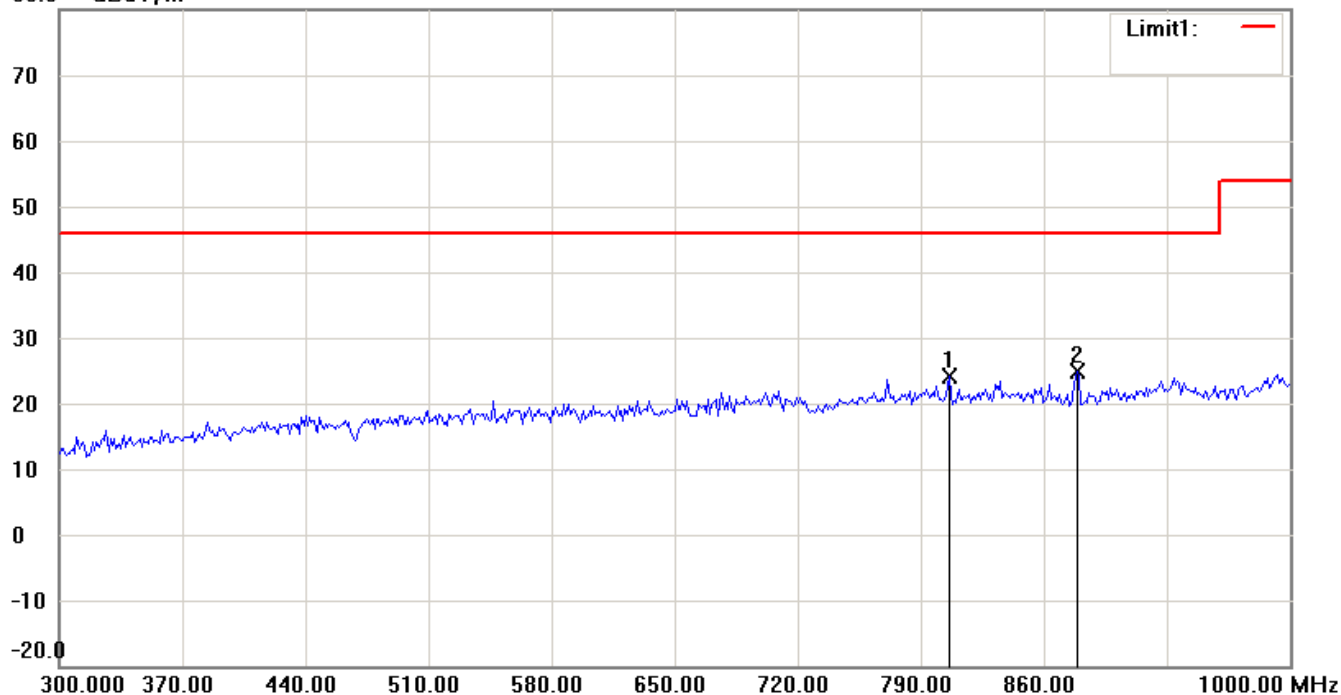
1. The attached measurement plots are preliminarily pre-scanned with peak detector for determining the final checking frequencies and are for reference only.
2. The some frequencies may exceed the limit line without the specified detectors, but that cannot present the results are failed to the specification of test standard.
3. For corrected test results are listed in the relevant table of radiated test data of this test report.



Report Number: W6M21103-11284-P-2224

FCC ID: UZI-PR30

80.0 dBuV/m




Up Line: Peak Limit Line

Down Line: Ave Limit Line

Note:

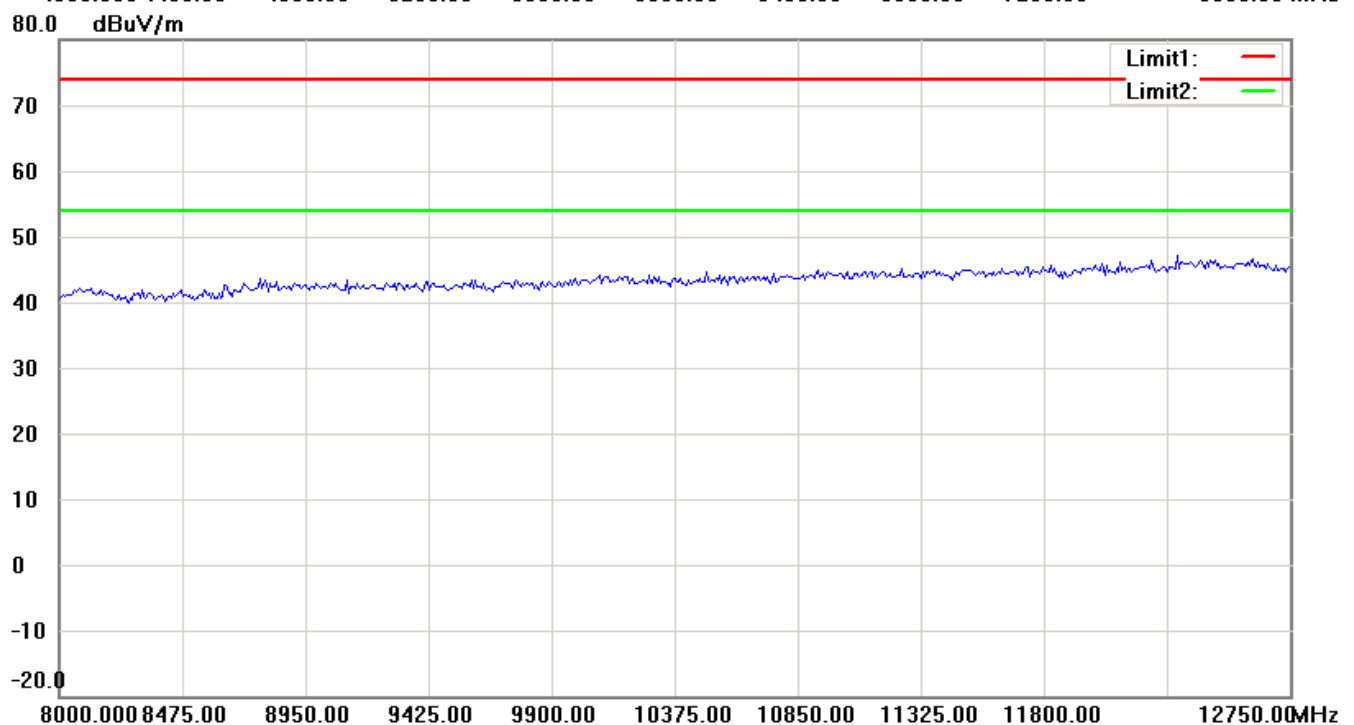
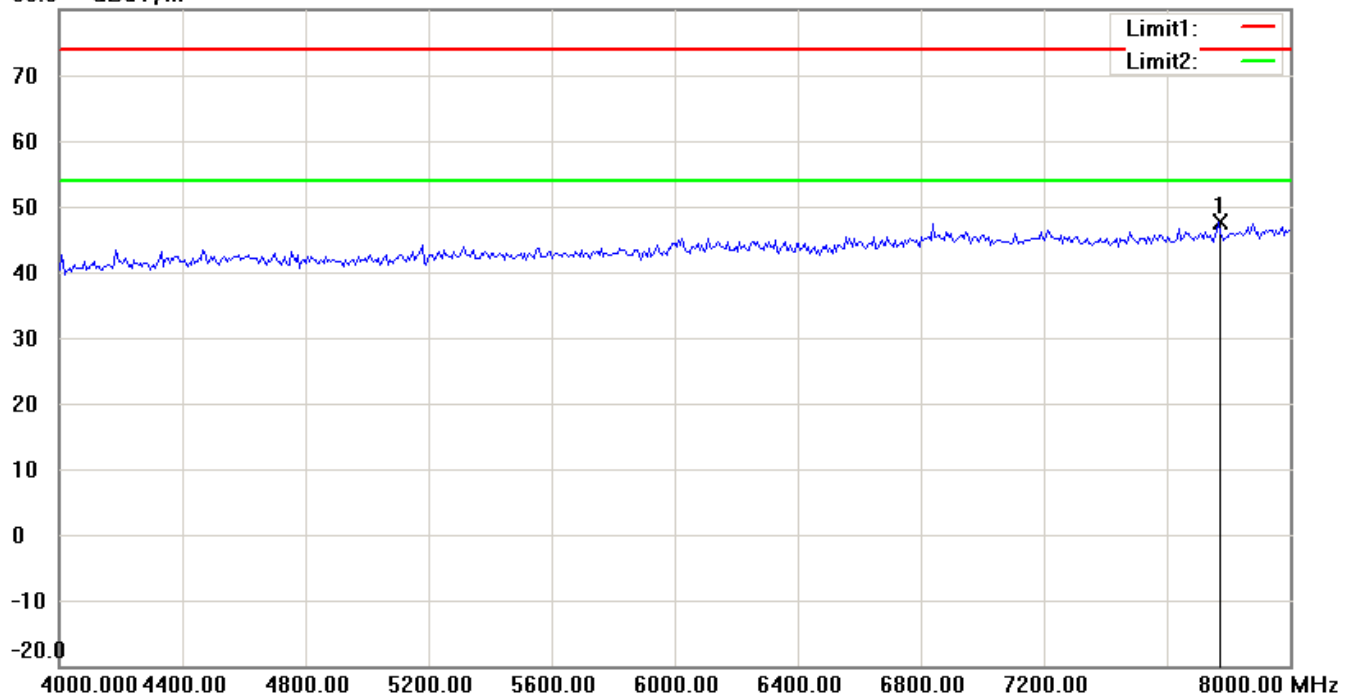
1. The attached measurement plots are preliminarily pre-scanned with peak detector for determining the final checking frequencies and are for reference only.
2. The some frequencies may exceed the limit line without the specified detectors, but that cannot present the results are failed to the specification of test standard.
3. For corrected test results are listed in the relevant table of radiated test data of this test report.



Report Number: W6M21103-11284-P-2224

FCC ID: UZI-PR30

80.0 dBuV/m




Up Line: Peak Limit Line

Down Line: Ave Limit Line

Note:

1. The attached measurement plots are preliminarily pre-scanned with peak detector for determining the final checking frequencies and are for reference only.
2. The some frequencies may exceed the limit line without the specified detectors, but that cannot present the results are failed to the specification of test standard.
3. For corrected test results are listed in the relevant table of radiated test data of this test report.



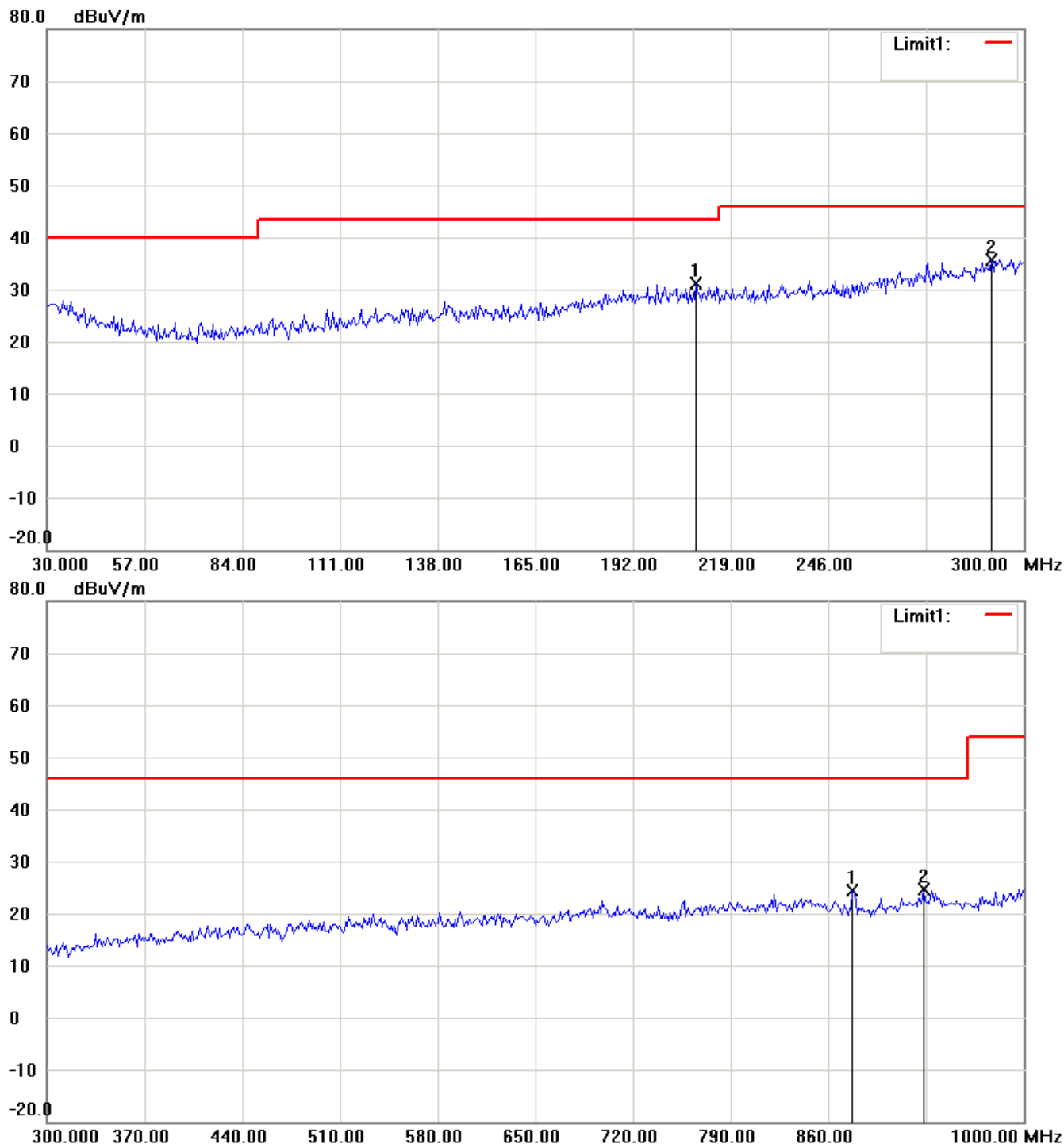
Worldwide Testing Services(Taiwan) Co., Ltd.

Report Number: W6M21103-11284-P-2224

FCC ID: UZI-PR30

Band V_Idle Mode_3.5 V

Antenna Polarization H




Up Line: Peak Limit Line

Down Line: Ave Limit Line

Note:

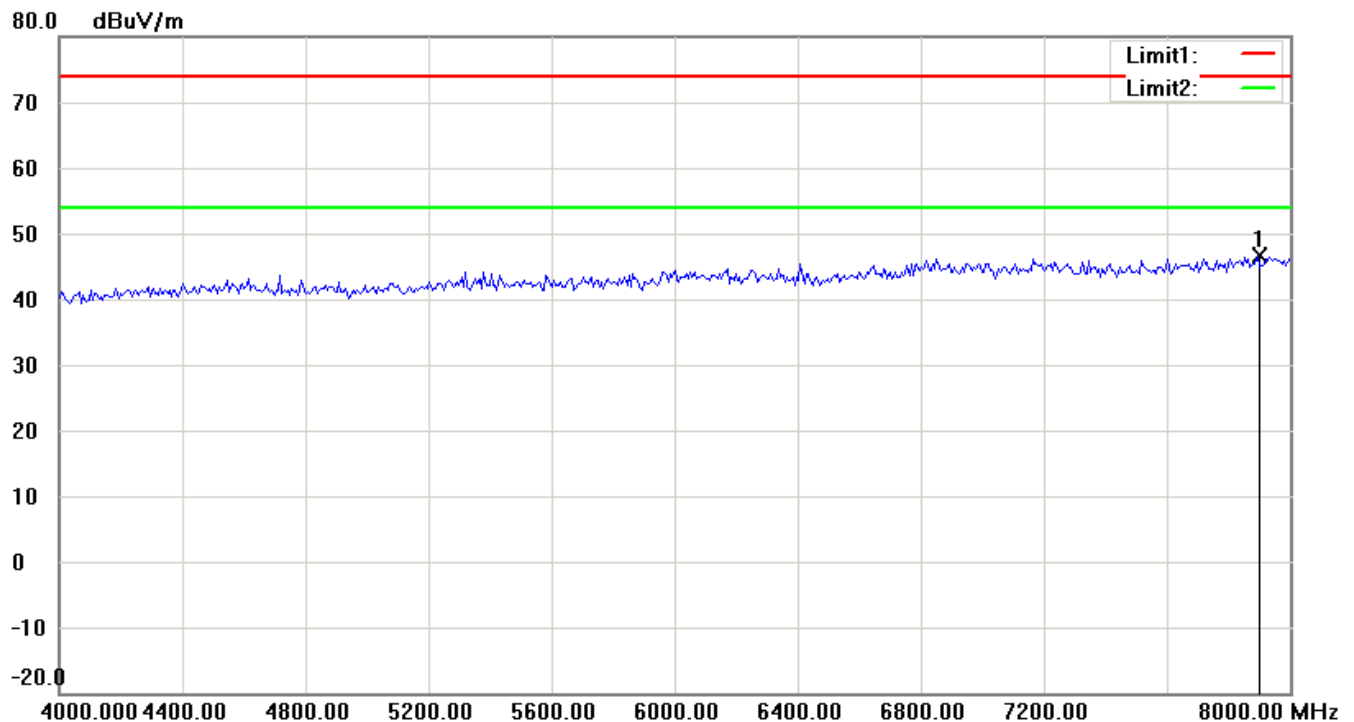
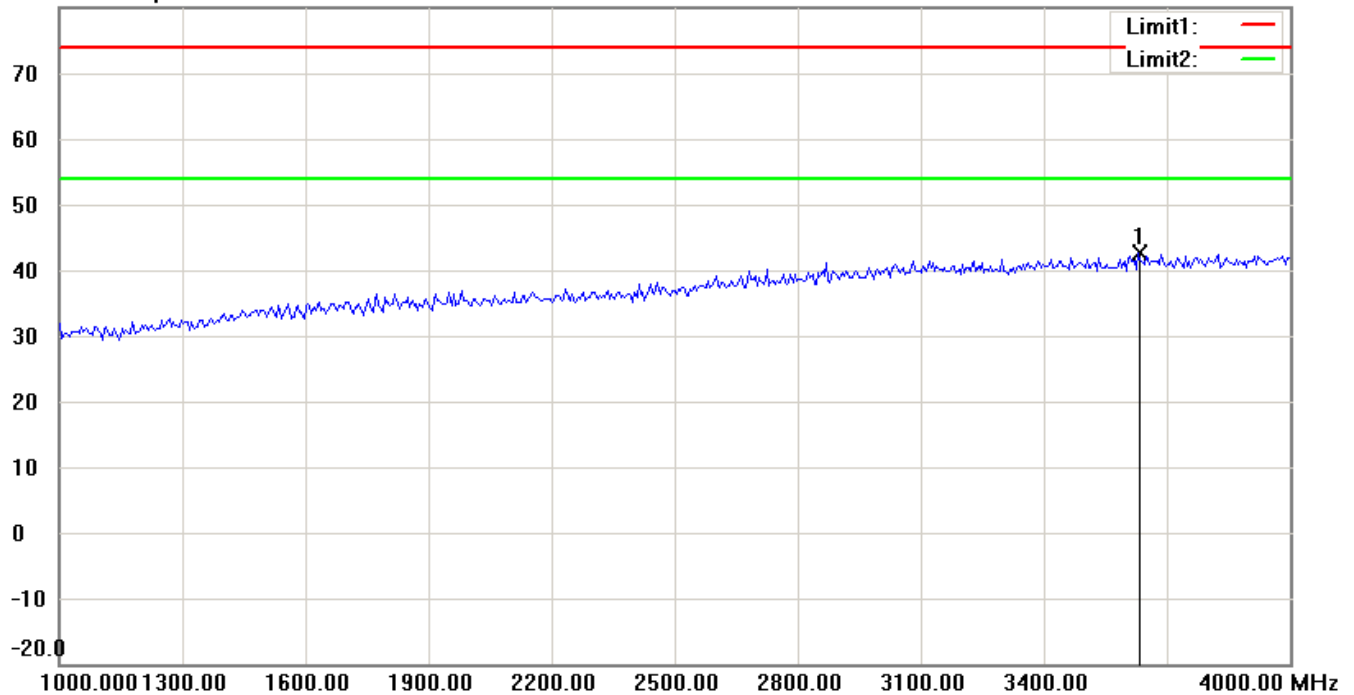
1. The attached measurement plots are preliminarily pre-scanned with peak detector for determining the final checking frequencies and are for reference only.
2. The some frequencies may exceed the limit line without the specified detectors, but that cannot present the results are failed to the specification of test standard.
3. For corrected test results are listed in the relevant table of radiated test data of this test report.



Report Number: W6M21103-11284-P-2224

FCC ID: UZI-PR30

80.0 dBuV/m




Up Line: Peak Limit Line

Down Line: Ave Limit Line

Note:

1. The attached measurement plots are preliminarily pre-scanned with peak detector for determining the final checking frequencies and are for reference only.
2. The some frequencies may exceed the limit line without the specified detectors, but that cannot present the results are failed to the specification of test standard.
3. For corrected test results are listed in the relevant table of radiated test data of this test report.

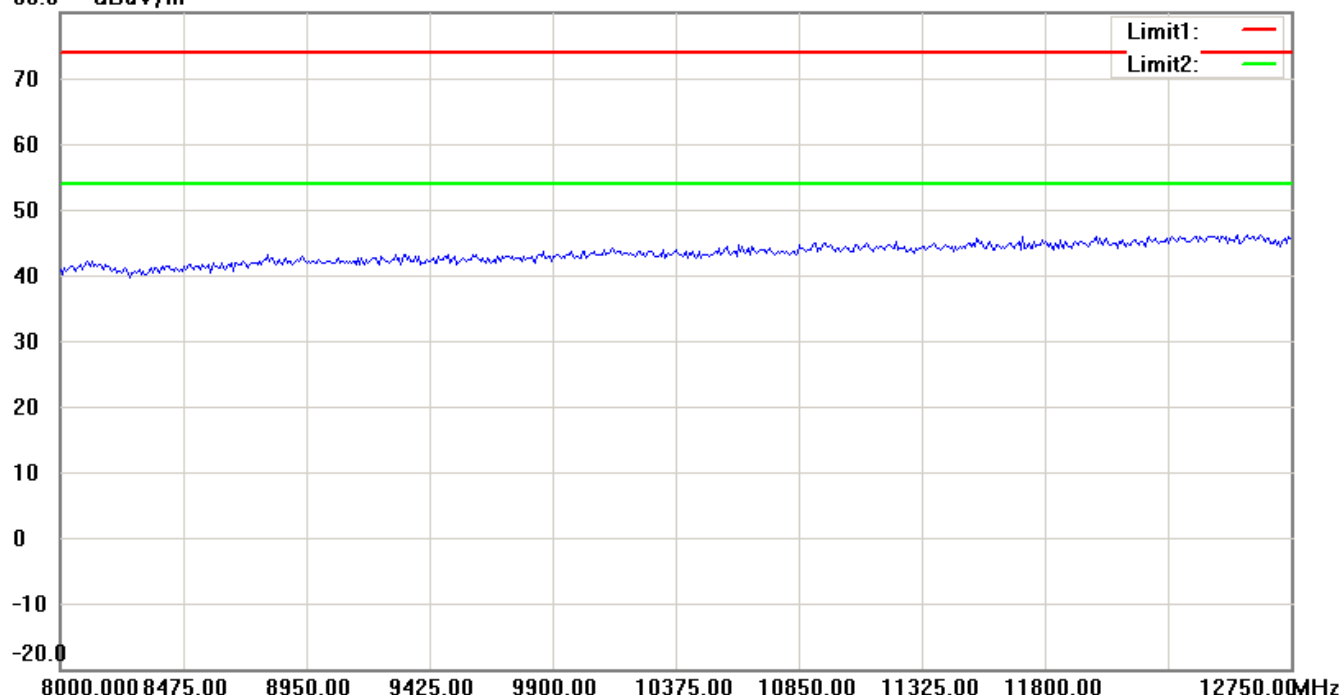


Worldwide Testing Services(Taiwan) Co., Ltd.

Report Number: W6M21103-11284-P-2224

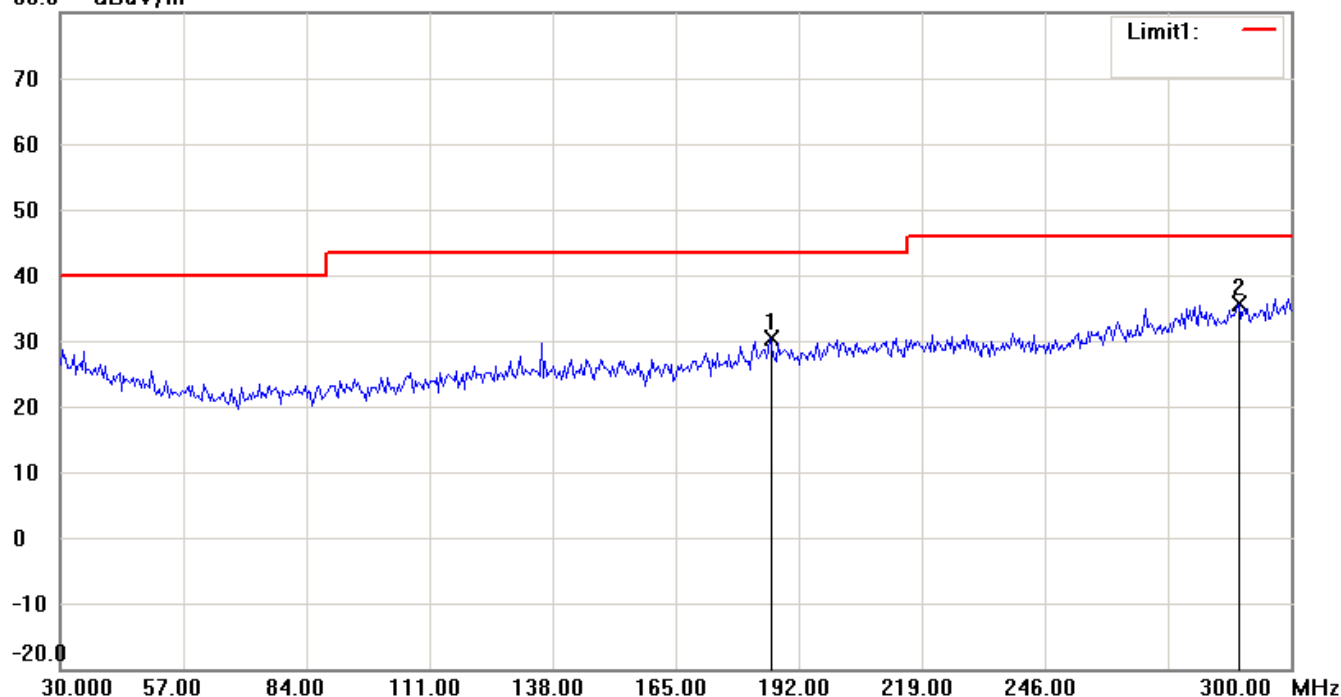
FCC ID: UZI-PR30

80.0 dBuV/m



Antenna Polarization V

80.0 dBuV/m




Up Line: Peak Limit Line

Down Line: Ave Limit Line

Note:

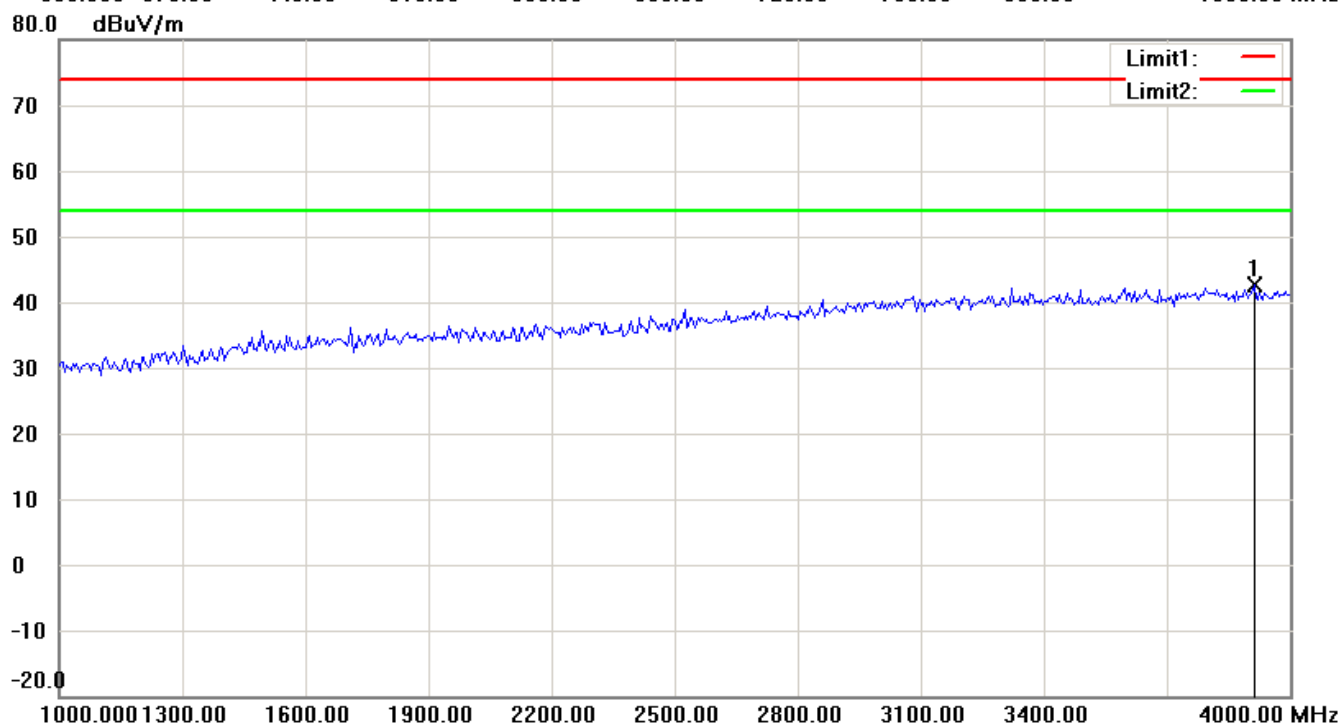
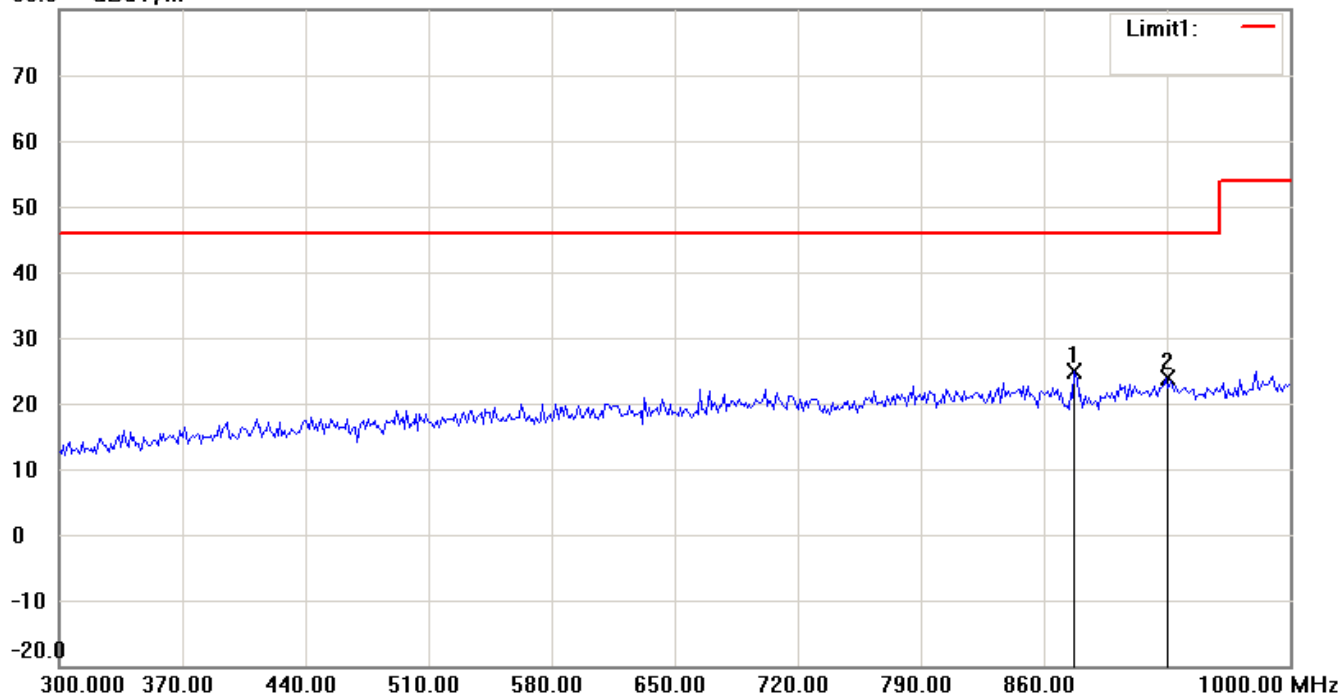
1. The attached measurement plots are preliminarily pre-scanned with peak detector for determining the final checking frequencies and are for reference only.
2. The some frequencies may exceed the limit line without the specified detectors, but that cannot present the results are failed to the specification of test standard.
3. For corrected test results are listed in the relevant table of radiated test data of this test report.



Report Number: W6M21103-11284-P-2224

FCC ID: UZI-PR30

80.0 dBuV/m




Up Line: Peak Limit Line

Down Line: Ave Limit Line

Note:

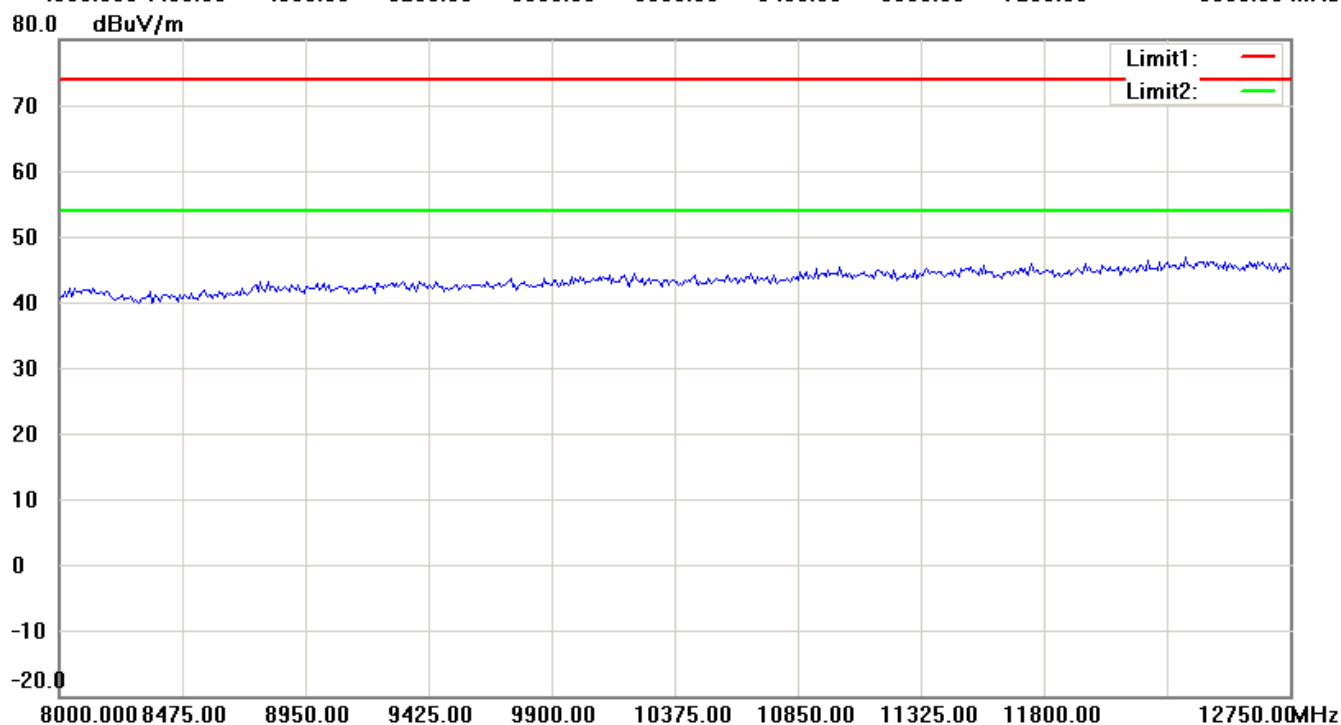
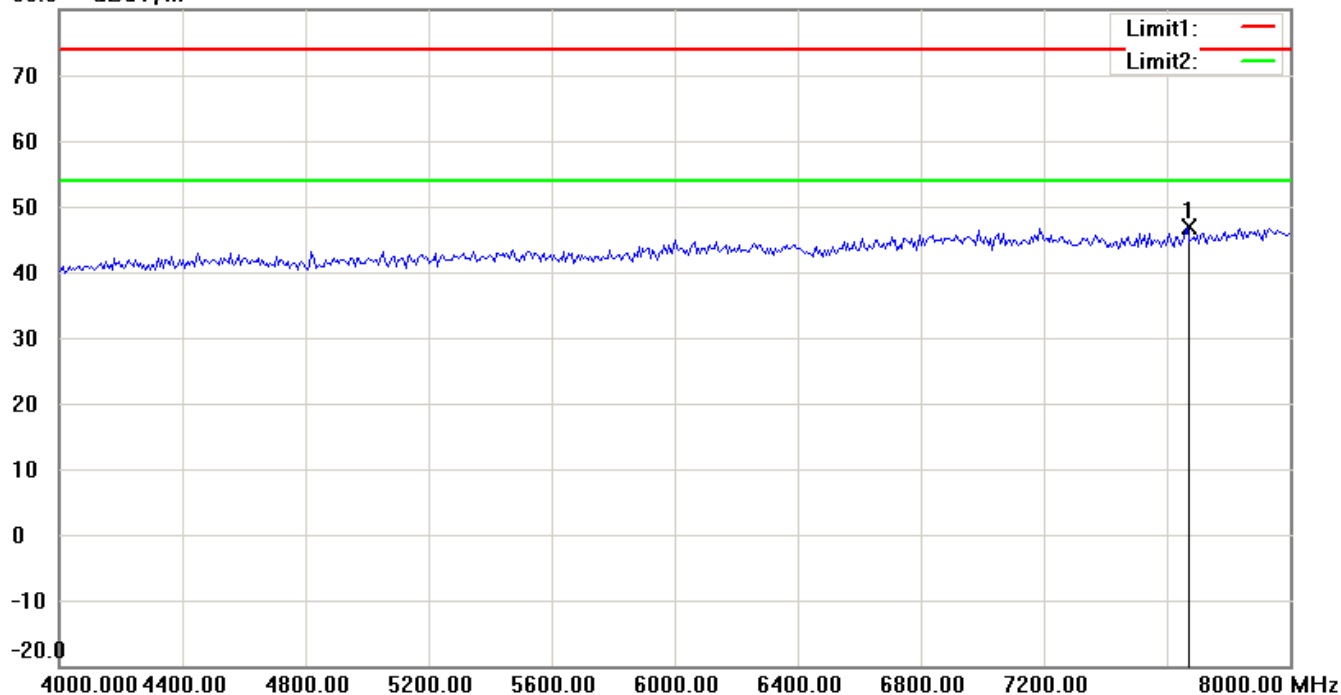
1. The attached measurement plots are preliminarily pre-scanned with peak detector for determining the final checking frequencies and are for reference only.
2. The some frequencies may exceed the limit line without the specified detectors, but that cannot present the results are failed to the specification of test standard.
3. For corrected test results are listed in the relevant table of radiated test data of this test report.



Report Number: W6M21103-11284-P-2224

FCC ID: UZI-PR30

80.0 dBuV/m




Up Line: Peak Limit Line

Down Line: Ave Limit Line

Note:

1. The attached measurement plots are preliminarily pre-scanned with peak detector for determining the final checking frequencies and are for reference only.
2. The some frequencies may exceed the limit line without the specified detectors, but that cannot present the results are failed to the specification of test standard.
3. For corrected test results are listed in the relevant table of radiated test data of this test report.



Report Number: W6M21103-11284-P-2224

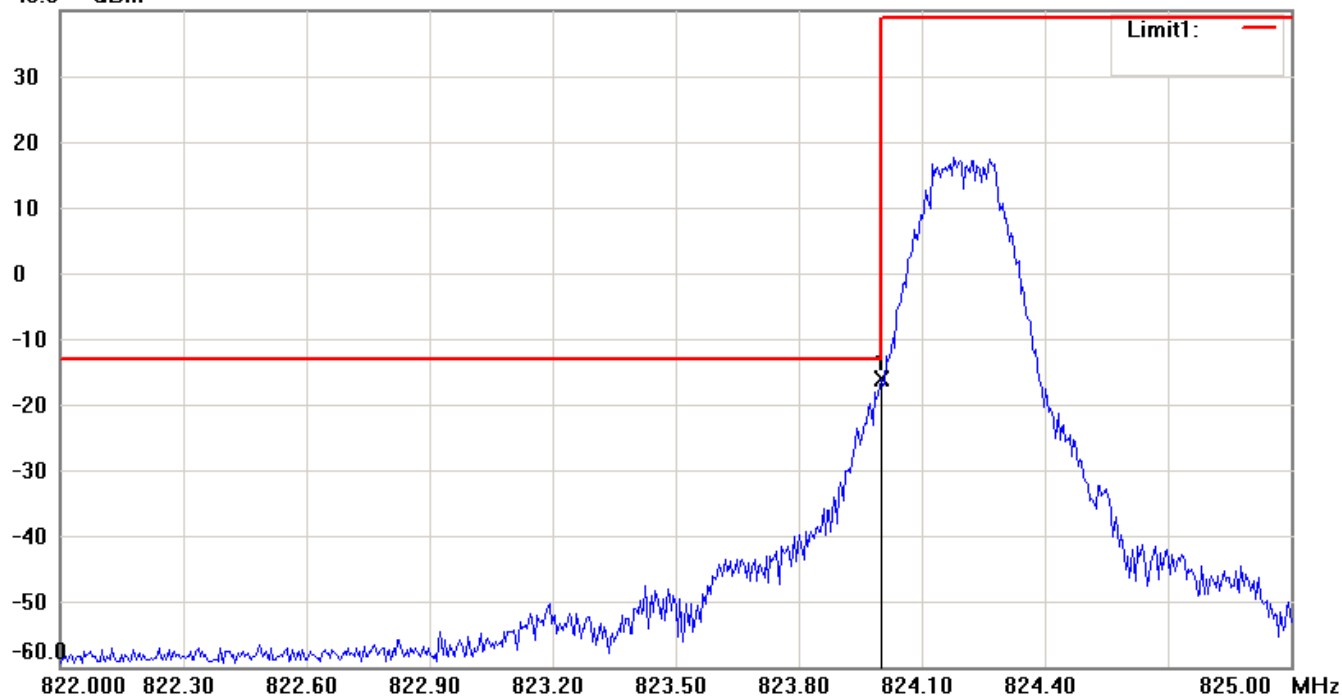
FCC ID: UZI-PR30

Band edge emissions

850 Band – channel 128

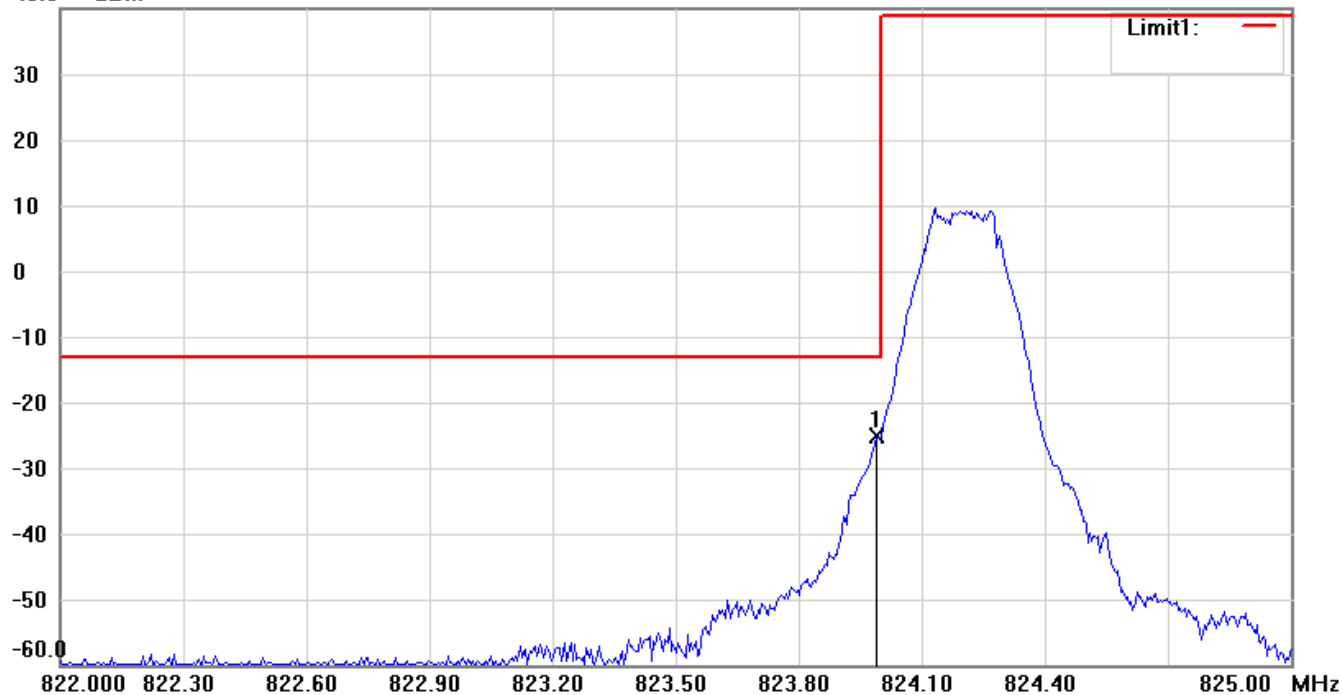
Antenna Polarization H


40.0 dBm



Antenna Polarization V

40.0 dBm



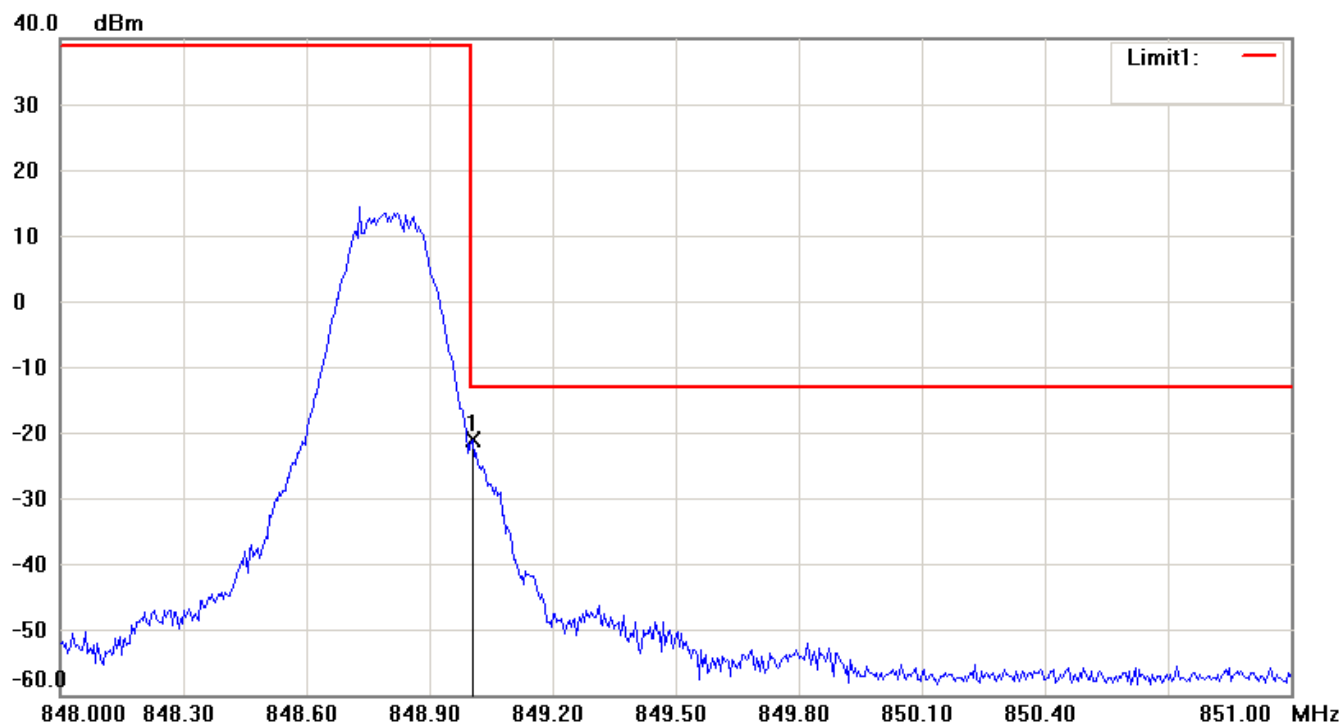


Report Number: W6M21103-11284-P-2224

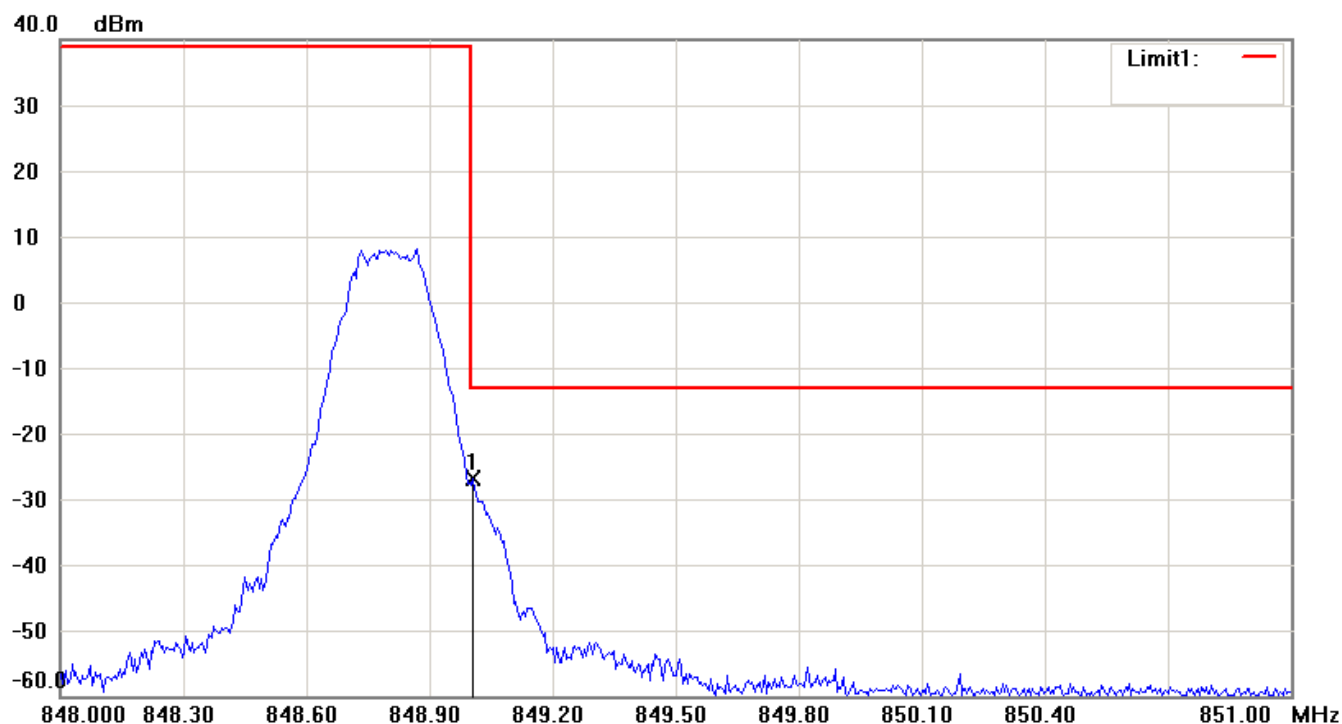
FCC ID: UZI-PR30

850 Band – channel 251

Antenna Polarization H



Antenna Polarization V





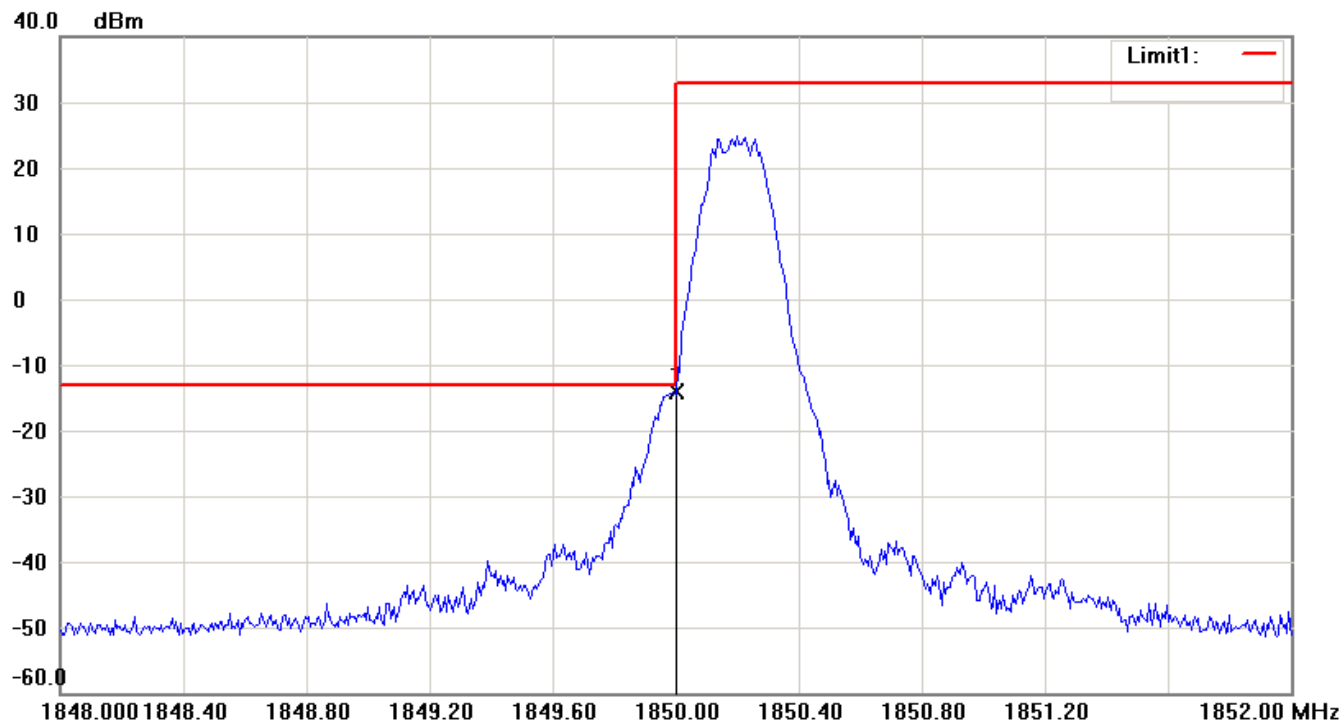
Worldwide Testing Services(Taiwan) Co., Ltd.

Report Number: W6M21103-11284-P-2224

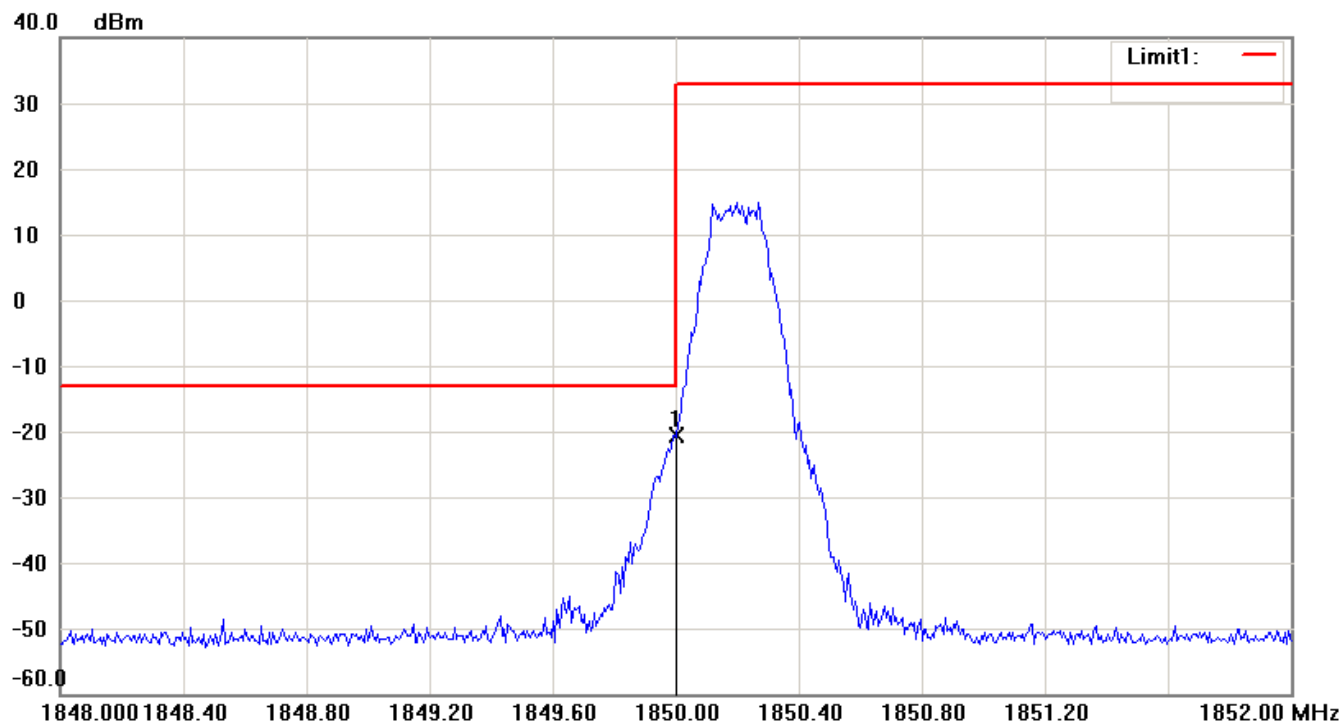
FCC ID: UZI-PR30


1900 Band – channel 512

Antenna Polarization H



Antenna Polarization V



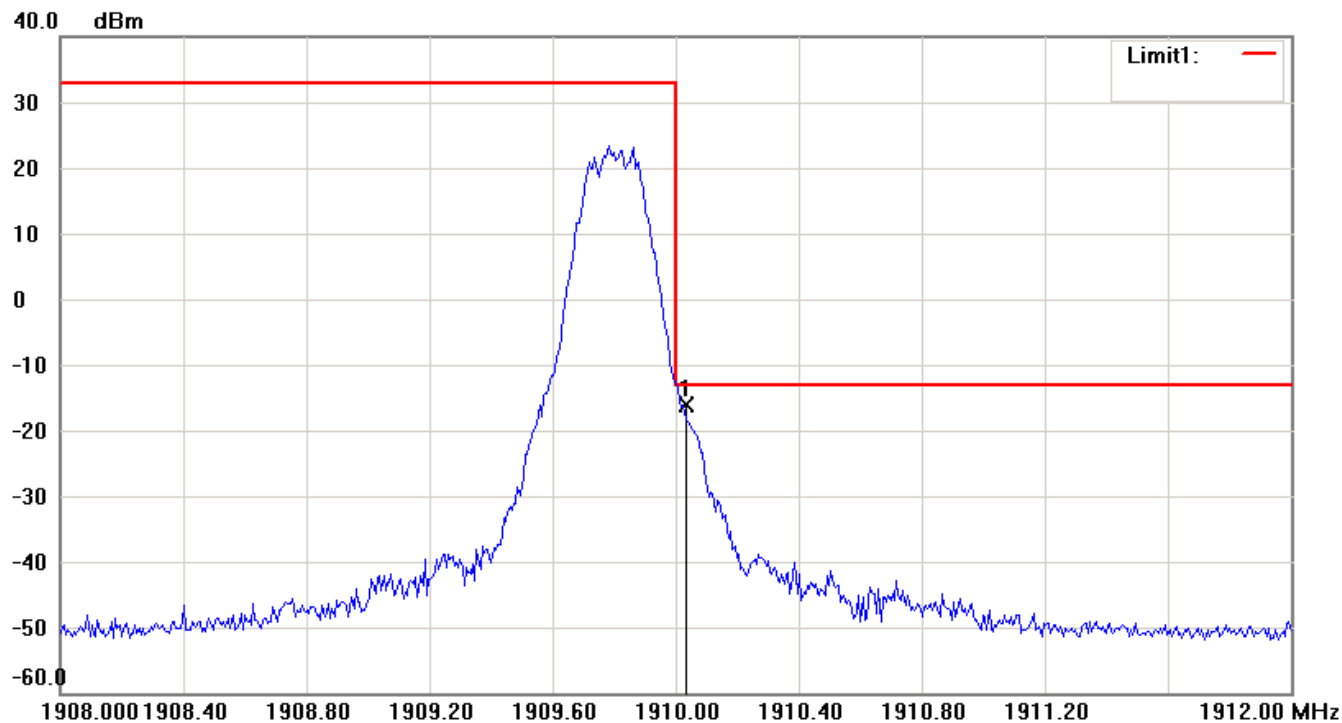


Report Number: W6M21103-11284-P-2224

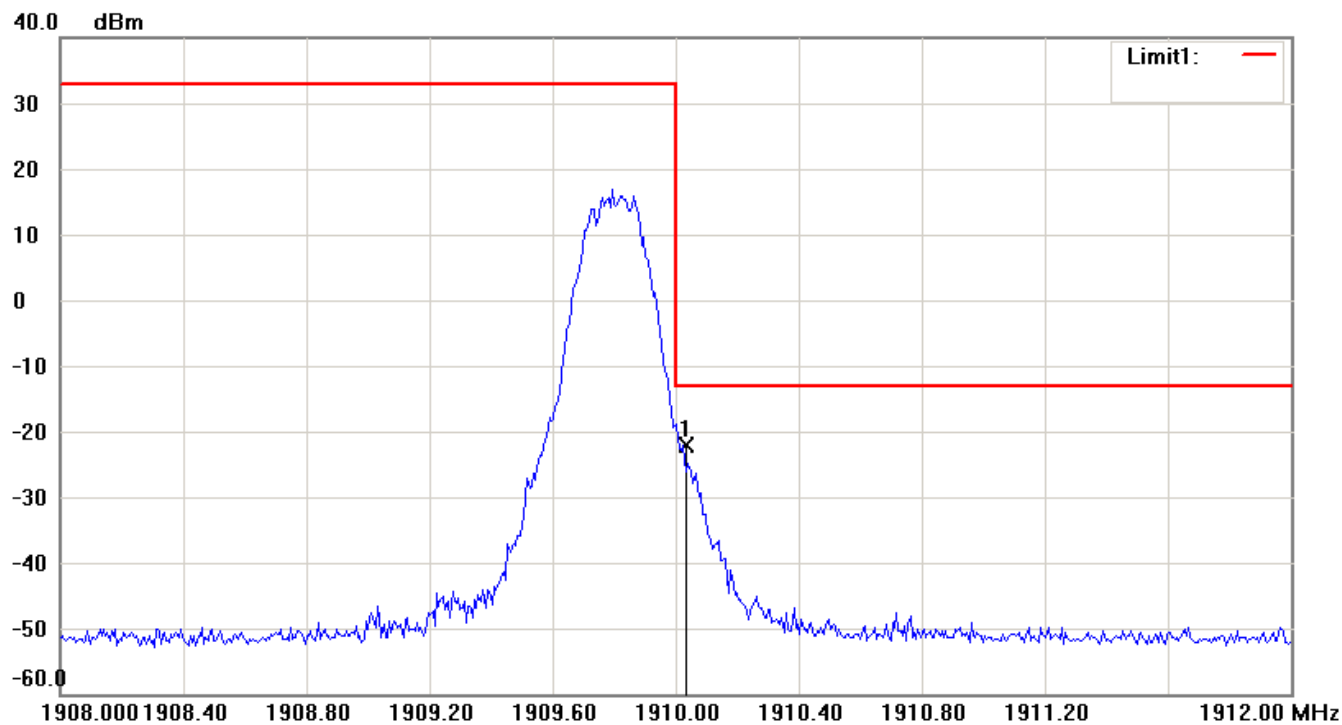
FCC ID: UZI-PR30

1900 Band – channel 810

Antenna Polarization H



Antenna Polarization V





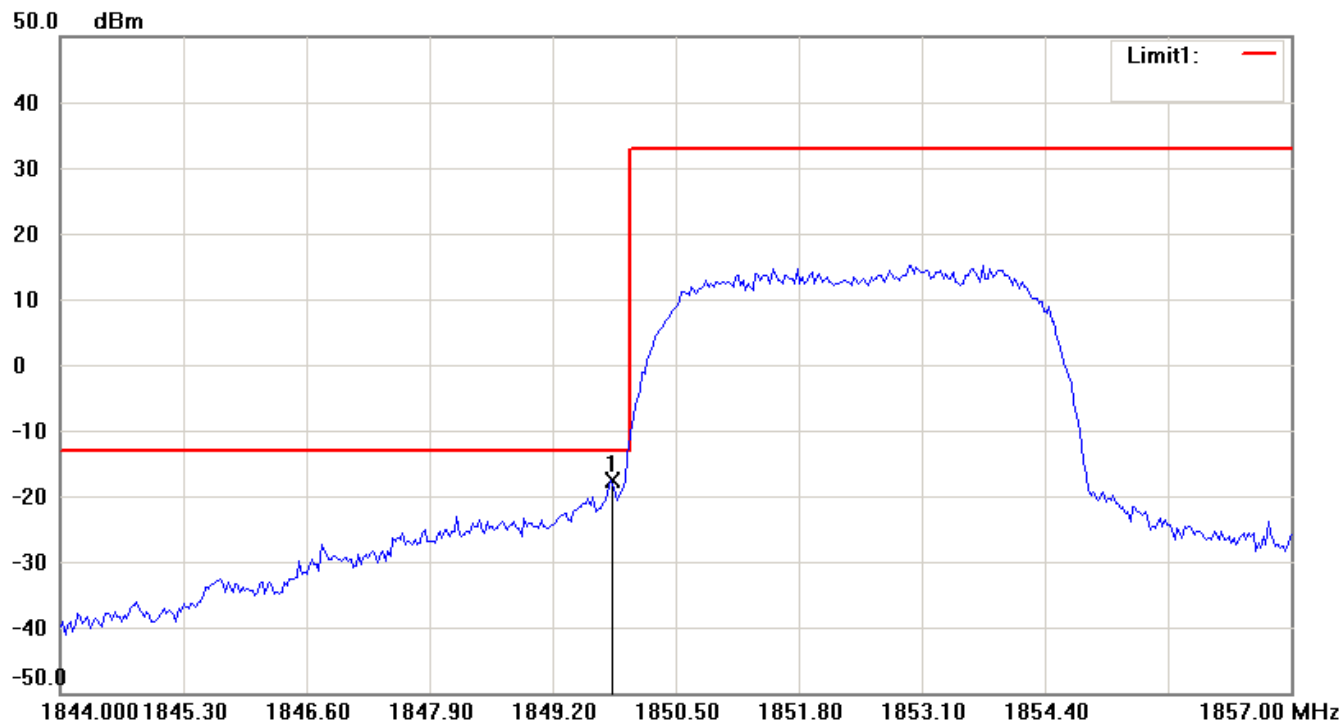
Worldwide Testing Services(Taiwan) Co., Ltd.

Report Number: W6M21103-11284-P-2224

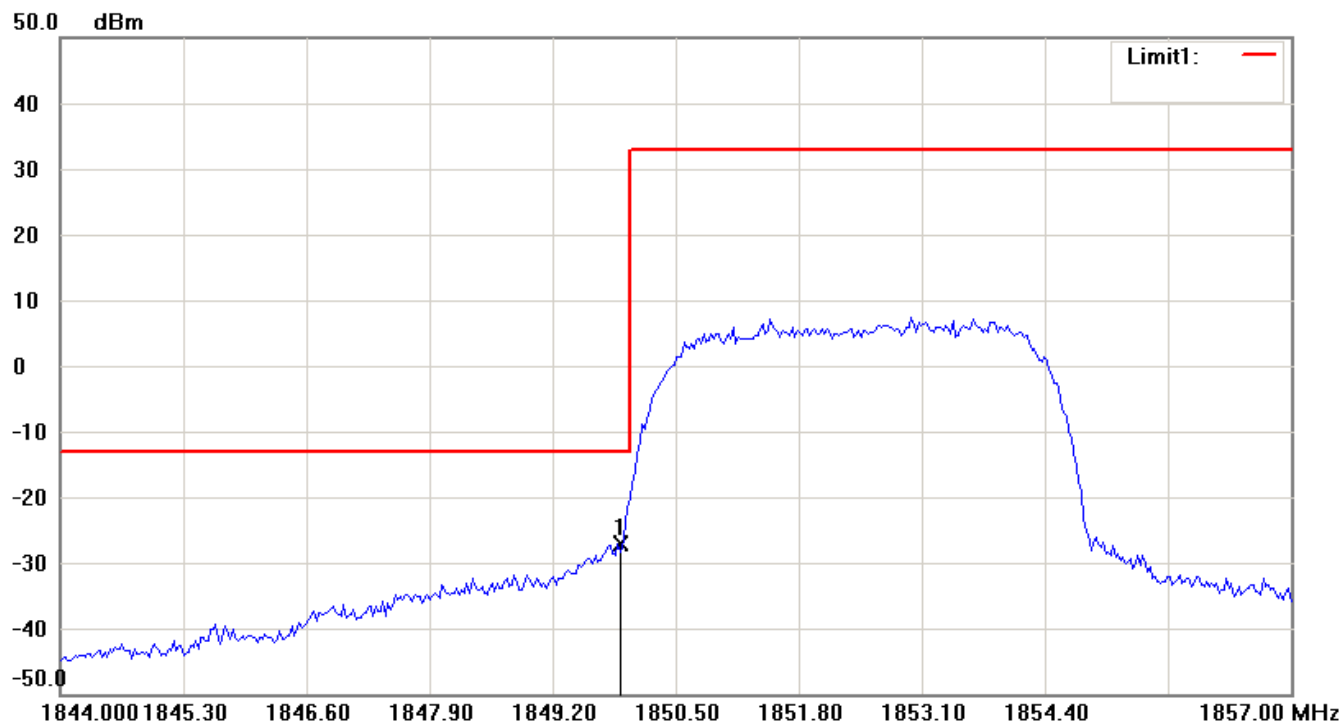
FCC ID: UZI-PR30


Band II – channel 9262

Antenna Polarization H



Antenna Polarization V





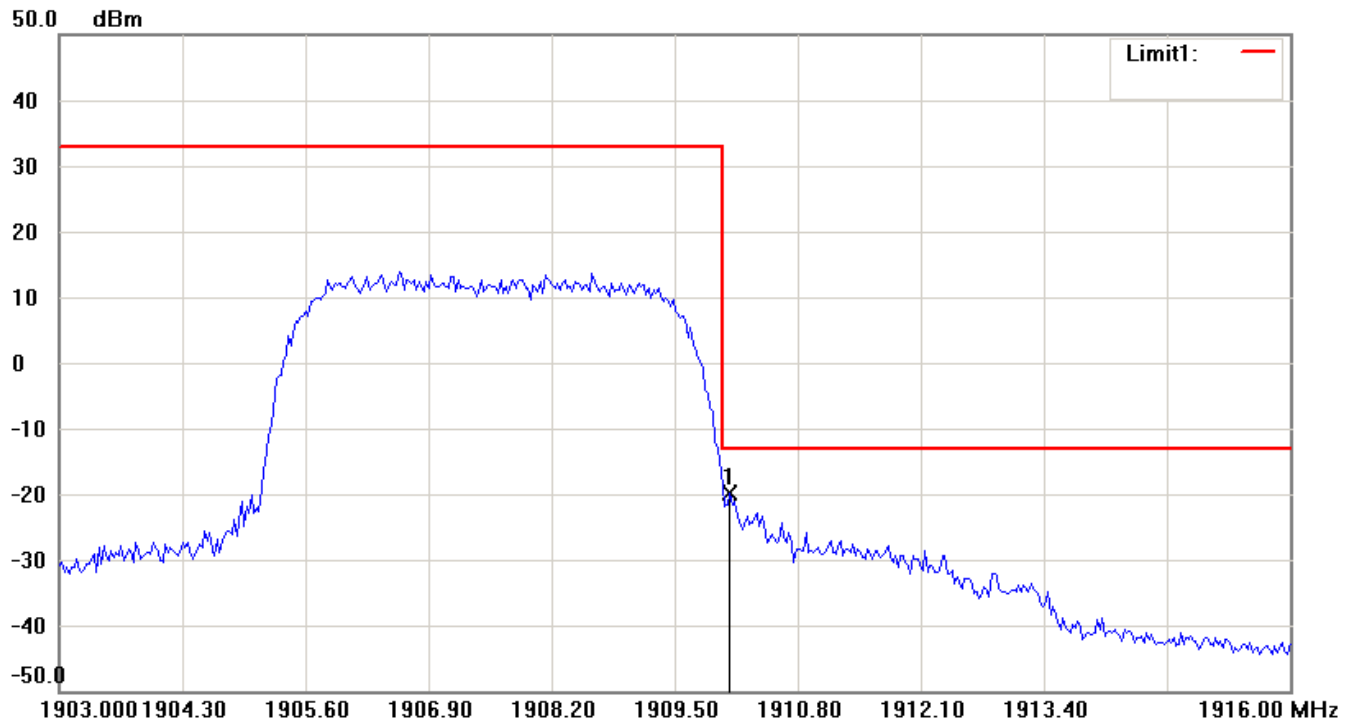
Worldwide Testing Services(Taiwan) Co., Ltd.

Report Number: W6M21103-11284-P-2224

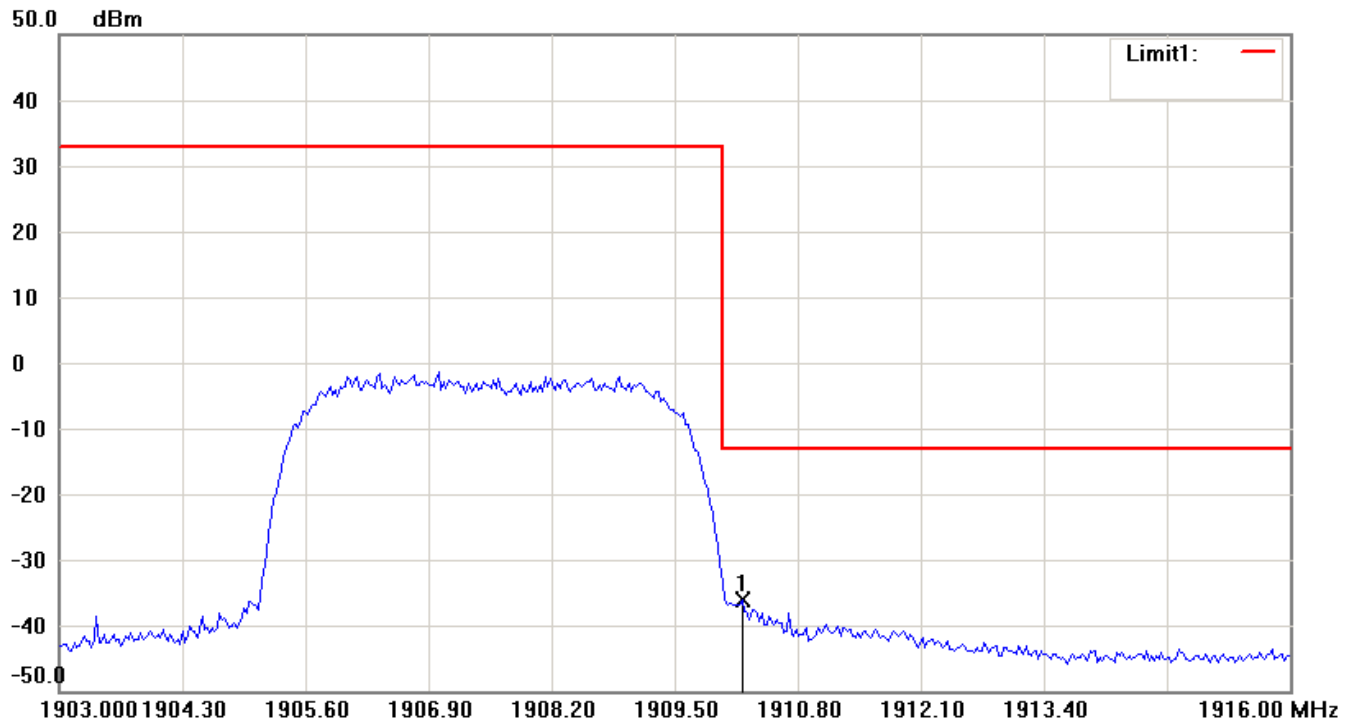
FCC ID: UZI-PR30


Band II – channel 9538

Antenna Polarization H



Antenna Polarization V





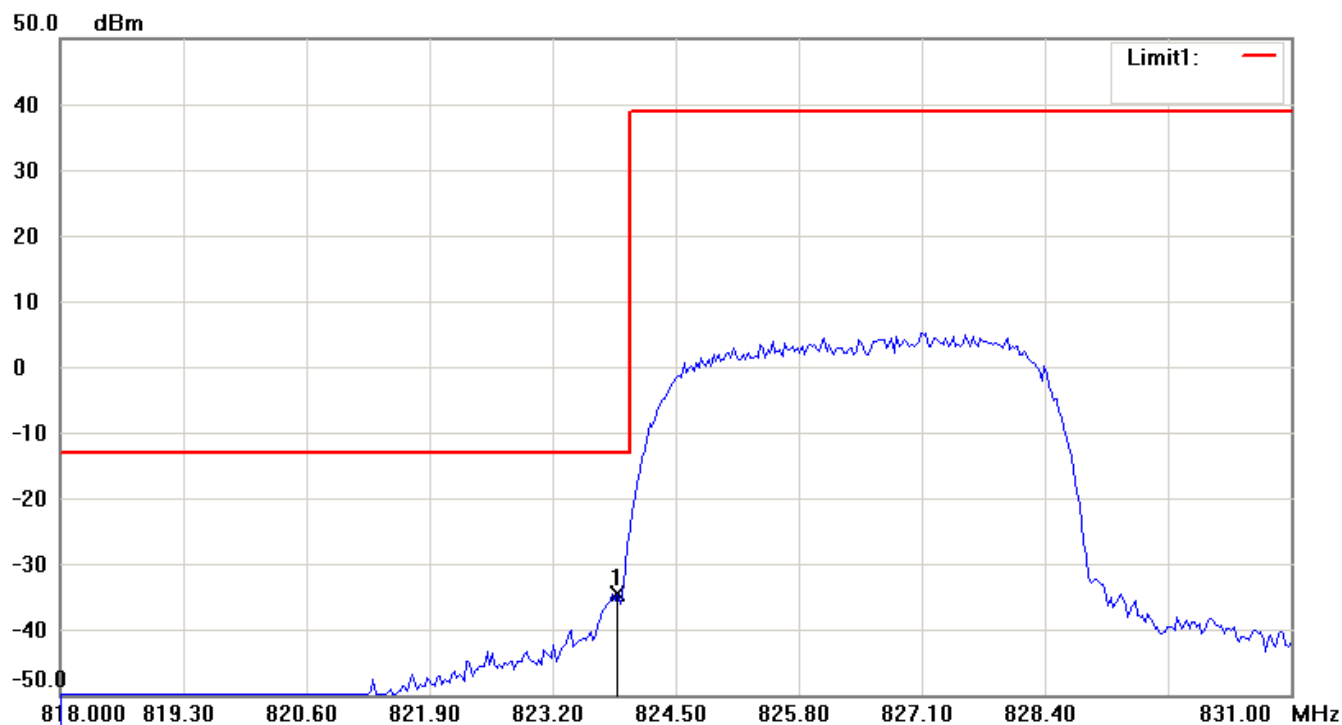
Worldwide Testing Services(Taiwan) Co., Ltd.

Report Number: W6M21103-11284-P-2224

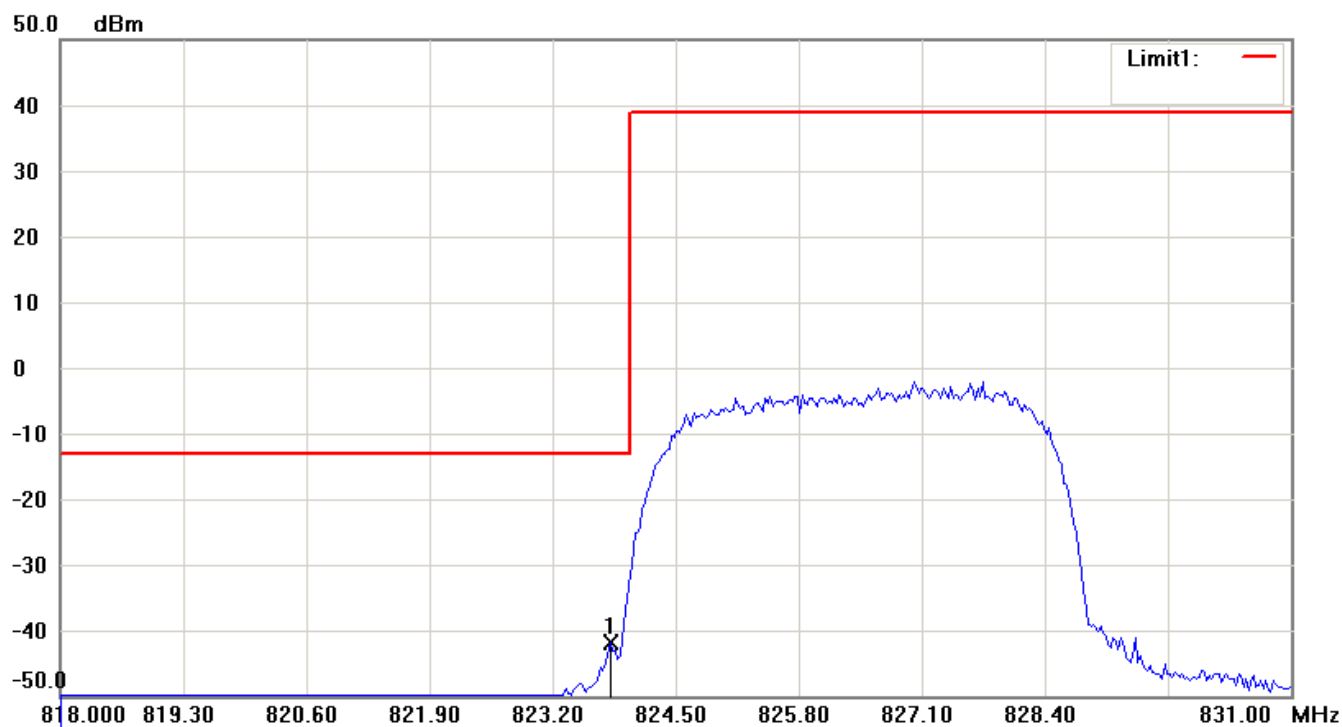
FCC ID: UZI-PR30


Band V – channel 4132

Antenna Polarization H



Antenna Polarization V





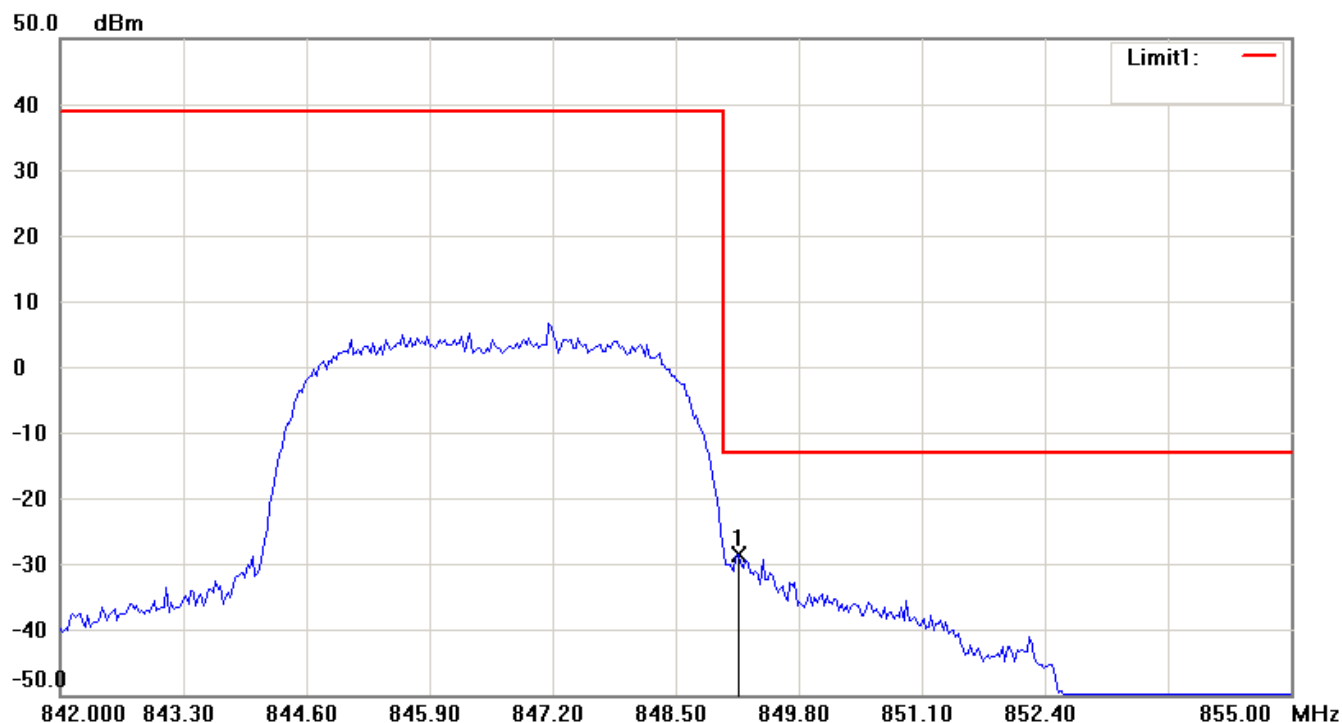
Worldwide Testing Services(Taiwan) Co., Ltd.

Report Number: W6M21103-11284-P-2224

FCC ID: UZI-PR30

Band V – channel 4233

Antenna Polarization H



Antenna Polarization V

