



CTK Co., Ltd.
The Power Leader of Global Regulatory Compliance

CTK Co., Ltd.

386-1, Ho-dong, Cheoin-gu, Yongin-si, Gyeonggi-do, 449-100, Korea
Tel: +82-31-339-9970 Fax: +82-31-339-9855
www.e-ctk.com

TEST REPORT For FCC

Test Report No. : 2008120003
Date of Issue : December 5, 2008
FCC ID : UZCGBH-S200
Model/Type No. : GBH-S200
Kind of Product : Bluetooth Headset
Applicant : GT Telecom Co., Ltd.
Applicant Address : 848-16 Gupyeong-Dong, Gumi-City, Gyeongbuk, Korea
Manufacturer : GT Telecom Co., Ltd.
Manufacturer Address : 848-16 Gupyeong-Dong, Gumi-City, Gyeongbuk, Korea
Contact Person : Hyo-Jin, Lee / Assistant Manager
Telephone : +82-54-474-2246
Received Date : November 24, 2008
Test period : Start : November 25, 2008 End : December 5, 2008
2008
Test Results : ☒ In Compliance ☐ Not in Compliance

The test results presented in this report relate only to the object tested.

Tested by

Hyun-Chae, You
Test Engineer
Date: December 5, 2008

Reviewed by

Young-Joon, Park
Technical Manager
Date: December 5, 2008



CTK Co., Ltd.
The Power Leader of Global Regulatory Compliance

CTK Co., Ltd.

386-1, Ho-dong, Cheoin-gu, Yongin-si, Gyeonggi-do, 449-100, Korea
Tel: +82-31-339-9970 Fax: +82-31-339-9855
www.e-ctk.com

REPORT REVISION HISTORY

| Date | Revision | Page No |
|------------------|---------------------|---------|
| December 5, 2008 | Issued (2008120003) | All |
| | | |
| | | |
| | | |
| | | |
| | | |
| | | |
| | | |
| | | |
| | | |

This report shall not be reproduced except in full, without the written approval of CTK Co., Ltd. This document may be altered or revised by CTK Co., Ltd. personnel only, and shall be noted in the revision section of the document. Any alteration of this document not carried out by CTK Co., Ltd. will constitute fraud and shall nullify the document.

TABLE OF CONTENTS

| | |
|---|----|
| REPORT REVISION HISTORY | 2 |
| 1.0 General Product Description | 4 |
| 1.1 Tested Frequency | 4 |
| 1.2 Tested Mode | 4 |
| 1.3 Model Differences | 5 |
| 1.4 Device Modifications | 5 |
| 1.5 Peripheral Devices | 5 |
| 1.6 Calibration Details of Equipment Used for Measurement | 6 |
| 1.7 Test Facility..... | 6 |
| 1.8 Laboratory Accreditations and Listings | 6 |
| 2.0 Summary of tests | 7 |
| 2.1 Technical Characteristic Test..... | 8 |
| 2.1.1 Carrier Frequency Separation | 8 |
| 2.1.2 Number of Hopping Frequencies | 10 |
| 2.1.3 20 dB bandwidth | 12 |
| 2.1.4 Time of Occupancy (Dwell Time) | 14 |
| 2.1.5 Maximum peak Conducted Output Power..... | 19 |
| 2.1.6 Band-edge..... | 24 |
| 2.1.7 Field Strength of Emissions | 32 |
| 2.1.8 AC Conducted Emissions..... | 38 |
| APPENDIX A – Test Equipment Used For Tests | 41 |

1.0 General Product Description

Equipment model name : GBH-S200

Serial number : Prototype

EUT condition : Pre-production, not damaged

Antenna type : Chip antenna Gain 0.316dBi

Frequency Range : 2402 ~ 2480 MHz(Bluetooth)

RF output power : 4.81 dBm Peak Conducted (GFSK)
3.58 dBm Peak Conducted (8-DPSK)

Number of channels : 79(Bluetooth)

Type of Modulation(Data Rate) : GFSK(1Mbps), DQPSK(2Mbps), 8-DPSK(3Mbps)

Duty cycle TX power : GFSK - 86% , 8-DPSK – 83%

Power Source : Internal battery(DC 3.7V Li-ion polymer)

1.1 Tested Frequency

| | LOW | MID | HIGH |
|-----------------|------|------|------|
| Frequency (MHz) | 2402 | 2441 | 2480 |

1.2 Tested Mode

- Pre-Scan has been conducted to determine the worst-case mode from all possible combinations between available modulations, data rates and antenna ports (if EUT with antenna diversity architecture).
- Following channel(s) was (were) selected for the final test as listed below.

| Tested Ch | Modulation Technology | Modulation Type | Packet Type |
|---------------|-----------------------|-----------------|-------------|
| Low,Mid, High | FHSS | GFSK | DH5 |
| Low,Mid, High | FHSS | 8-DPSK | 3DH5 |



CTK Co., Ltd.
The Power Leader of Global Regulatory Compliance

CTK Co., Ltd.

386-1, Ho-dong, Cheoin-gu, Yongin-si, Gyeonggi-do, 449-100, Korea
Tel: +82-31-339-9970 Fax: +82-31-339-9855
www.e-ctk.com

1.3 Model Differences

Not applicable

1.4 Device Modifications

The following modifications were necessary for compliance:

Not applicable

1.5 Peripheral Devices

| Device | Manufacturer | Model No. | Serial No. | FCC ID or DoC |
|-------------|--------------|---------------|-------------|---------------|
| Notebook PC | DELL | LATITUDE D505 | 32775808960 | DoC |






1.6 Calibration Details of Equipment Used for Measurement

Test equipment and test accessories are calibrated on regular basis. The maximum time between calibrations is one year or what is recommended by the manufacturer, whichever is less. All test equipment calibrations are traceable to the Korea Research Institute of Standards and Science (KRISS), therefore, all test data recorded in this report is traceable to KRISS.

1.7 Test Facility

The measurement facility is located at 386-1, Ho-dong, Cheoin-gu, Yongin-si, Gyeonggi-do, 449-100, Korea. The sites are constructed in conformance with the requirements of ANSI C63.7, ANSI C63.4 and CISPR Publication 22.

1.8 Laboratory Accreditations and Listings

| Country | Agency | Scope of Accreditation | Logo |
|---------------|--------|---|---|
| USA | FCC | 3 & 10 meter Open Area Test Sites and one conducted site to perform FCC Part 15/18 measurements. |  93250 |
| JAPAN | VCCI | 10 meter Open Area Test Site and one conducted site. |  R-948, C-986 |
| KOREA | KCC | EMI (10 meter Open Area Test Site and two conducted sites) EMS (ESD, RS, EFT/Burst, Surge, CS, Magnetic, Dips and interruptions) |  No. 51, KR0025 |
| International | KOLAS | EMC |  |
| Europe | GLAS | EMC EN 55011, EN 55022, EN 61000-6-3, EN 61000-6-4, EN 61000-3-2, EN 61000-3-3, EN 61000-6-1, EN 61000-6-2, EN 50130-4, EN 55024, EN 61204-3, EN 60601-1-2, EN 61000-4-2, EN 61000-4-3, EN 61000-4-4, EN 61000-4-5, EN 61000-4-6, EN 61000-4-8, EN 61000-4-11 |  No.13000796-02 |



CTK Co., Ltd.
The Power Leader of Global Regulatory Compliance

CTK Co., Ltd.

386-1, Ho-dong, Cheoin-gu, Yongin-si, Gyeonggi-do, 449-100, Korea
Tel: +82-31-339-9970 Fax: +82-31-339-9855
www.e-ctk.com

2.0 Summary of tests

| FCC Part Section(s) | Parameter | Limit | Test Condition | Status (note 1) |
|---------------------|-------------------------------|-------------------|----------------|-----------------|
| 15.247(a) | Carrier Frequency Separation | > 25 kHz | Conducted | C |
| 15.247(a) | Number of Hopping Frequencies | > 75 hops | | C |
| 15.247(a) | 20 dB Bandwidth | < 1 MHz | | C |
| 15.247 | Dwell Time | < 0.4 seconds | | C |
| 15.247(b) | Transmitter Output Power | < 1Watt | | C |
| 15.247(d) | Conducted Spurious emission | > 20 dBc | | C |
| 15.247(d) | Band Edge | > 20 dBc | | C |
| 15.209 | Field Strength of Harmonics | < 54 dBuV (at 3m) | Radiated | C |
| 15.207 | AC Conducted Emissions | EN 55022 | Line Conducted | C |

Note 1: C=Complies NC=Not Complies NT=Not Tested NA=Not Applicable

Note 2: The data in this test report are traceable to the national or international standards.

The sample was tested according to the following specification:
- FCC Part 15.247, ANSI C63.4-2003

2.1 Technical Characteristic Test

2.1.1 Carrier Frequency Separation

Test Location

RF Test Room

Test Procedures

The carrier frequency separation was measured with a spectrum analyzer connected to the antenna terminal, while EUT has its hopping function enabled.
After the trace being stable, the reading value between the peaks of the adjacent channels using the marker-delta function was recorded as the measurement results.

The spectrum analyzer is set to:

Span = 3 MHz (wide enough to capture the peaks of two adjacent channels)

RBW = 30 kHz (1% of the span) Sweep = auto

VBW = 30 kHz (RBW) Detector function = peak

Trace = max hold

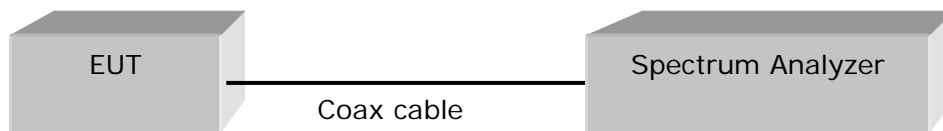


Figure 1 : Measurement setup for the carrier frequency separation

Limit

The EUT shall have hopping channel carrier frequencies separated minimum of 25 kHz or the 20 dB bandwidth of the hopping channel, whichever is greater.

Test Results

Data Rate : GFSK

| Channel | Adjacent Hopping Channel Separation (kHz) | Two-third of 20dB bandwidth (kHz) | Minimum Bandwidth (kHz) | Result |
|---------|---|-----------------------------------|-------------------------|----------|
| 2441MHz | 1014.0 | 624 | 25 | Complies |

Data Rate : 8-DPSK

| Channel | Adjacent Hopping Channel Separation (kHz) | Two-third of 20dB bandwidth (kHz) | Minimum Bandwidth (kHz) | Result |
|---------|---|-----------------------------------|-------------------------|----------|
| 2441MHz | 1008.0 | 832 | 25 | Complies |

See next pages for actual measured spectrum plots.



CTK Co., Ltd.
The Power Leader of Global Regulatory Compliance

CTK Co., Ltd.

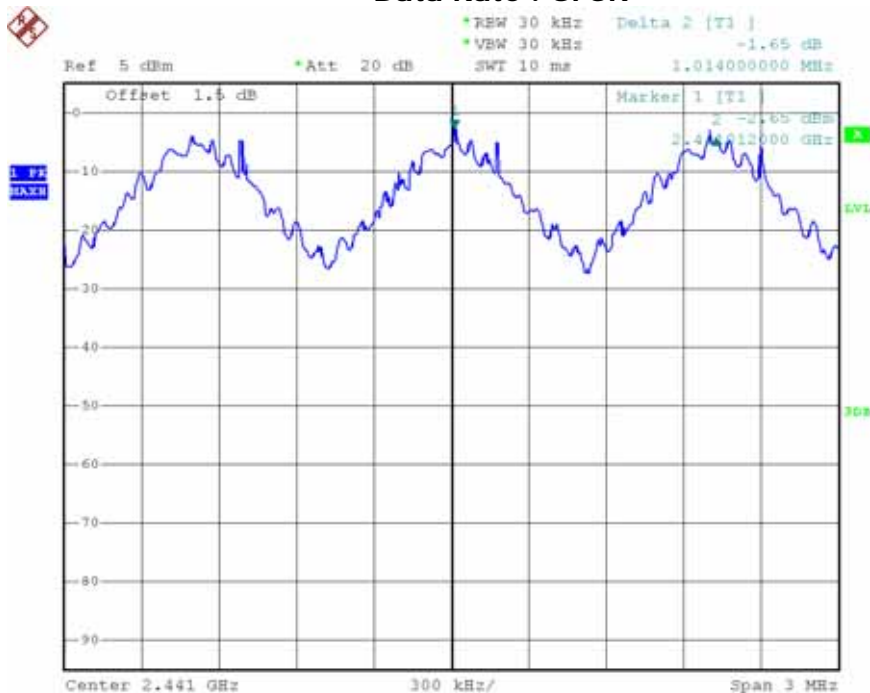
386-1, Ho-dong, Cheoin-gu, Yongin-si, Gyeonggi-do, 449-100, Korea

Tel: +82-31-339-9970 Fax: +82-31-339-9855

www.e-ctk.com

Carrier Frequency Separation

Data Rate : GFSK



Data Rate : 8-DPSK



2.1.2 Number of Hopping Frequencies

Test Location

RF Test Room

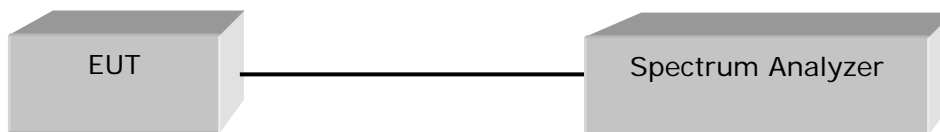
Test Procedures

The number of hopping frequencies was measured with a spectrum analyzer connected to the antenna terminal, while EUT had its hopping function enabled.

The spectrum analyzer is set to:

Frequency range 1: Start = 2389.5 MHz, Stop = 2439.5 MHz
 2: Start = 2439.5 MHz, Stop = 2489.5 MHz

Span = 50 MHz
RBW = 300 kHz (1% of the span) Sweep = auto
VBW = 300 kHz (RBW) Detector function = peak
Trace = max hold



Limit

The EUT in the 2400-2483.5 MHz band shall use at least 75 channels.

Test Results

| Total number of Hopping Channels | Result |
|----------------------------------|----------|
| 79 | Complies |

See next pages for actual measured spectrum plots.

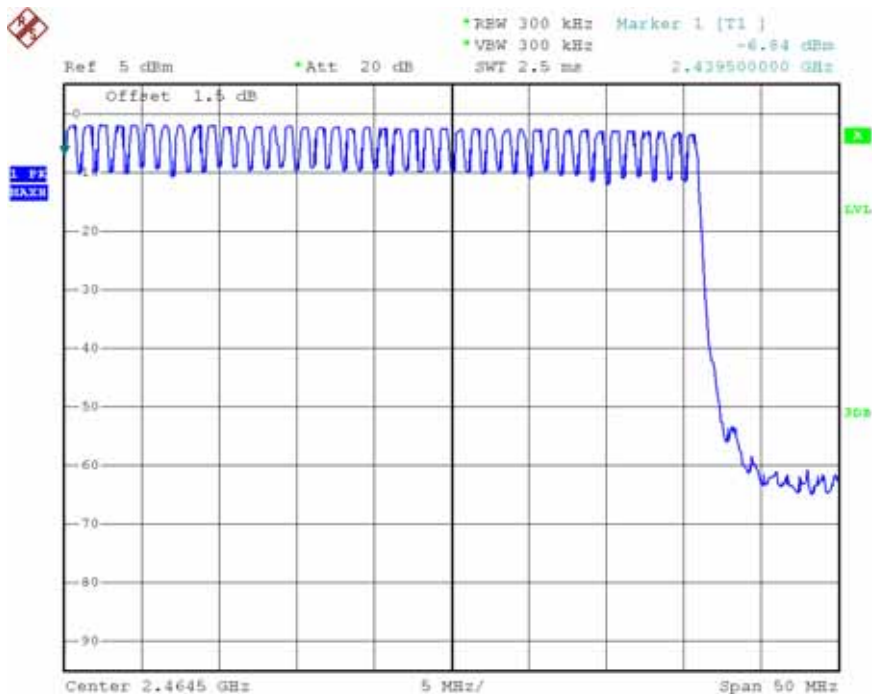
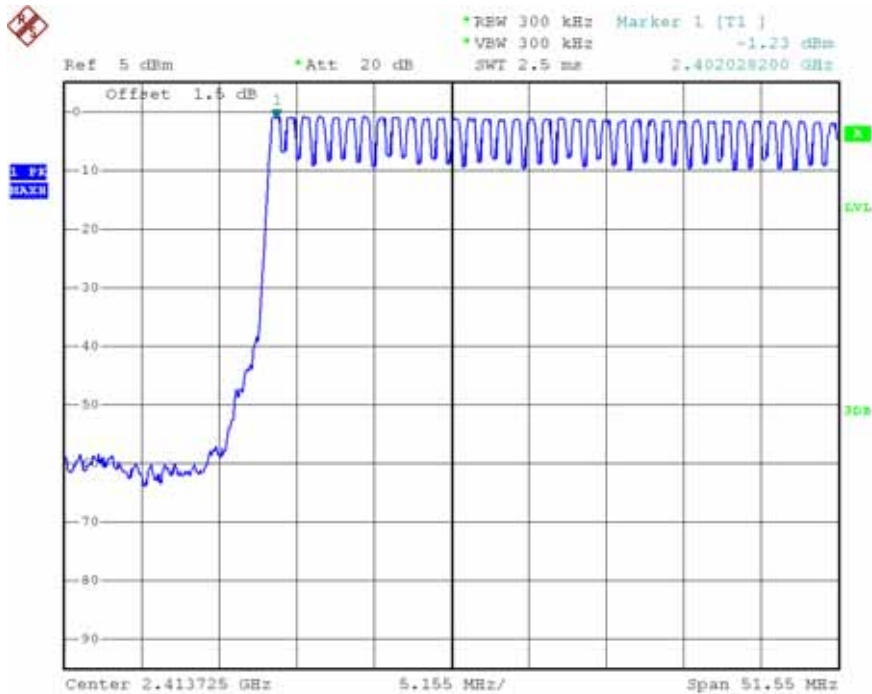


CTK Co., Ltd.
The Power Leader of Global Regulatory Compliance

CTK Co., Ltd.

386-1, Ho-dong, Cheoin-gu, Yongin-si, Gyeonggi-do, 449-100, Korea
Tel: +82-31-339-9970 Fax: +82-31-339-9855
www.e-ctk.com

Number of Hopping Frequencies



2.1.3 20 dB bandwidth

Test Location

RF Test Room

Test Procedures

The bandwidth at 20 dB below the highest inband spectral density was measured with a spectrum analyzer connected to the antenna terminal, while EUT had its hopping function disabled at the highest, middle and the lowest available channels. After the trace being stable, Use the marker-to peak function to set the marker to the peak of the emission. Use the marker-delta function to measure 20 dB down one side of the emission. Reset the marker-delta function, and move the marker to the other side of the emission, until it is (as close as possible to) even with the reference marker level. The marker-delta reading at this point is the 20 dB bandwidth of the emission.

The spectrum analyzer is set to:

Center frequency = the highest, middle and the lowest channels

Span = 2 MHz (approximately 2 or 3 times of the 20 dB bandwidth)

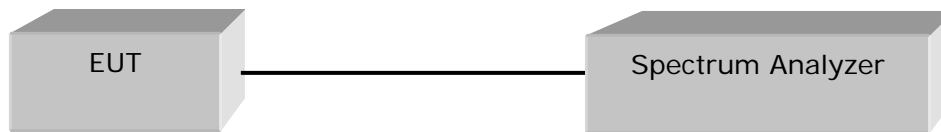
RBW = 30 kHz (1% of the span)

Sweep = auto

VBW = 30 kHz (RBW)

Detector function = peak

Trace = max hold



Limit

The Transmitter shall have a maximum 20 dB bandwidth of 1 MHz.

Test Results

Data Rate : GFSK

| Frequency (MHz) | Channel Number. | Measured Bandwidth (MHz) | Result |
|-----------------|-----------------|--------------------------|----------|
| 2441 | 39 | 0.936 | Complies |

Data Rate : 8-DPSK

| Frequency (MHz) | Channel Number. | Measured Bandwidth (MHz) | Result |
|-----------------|-----------------|--------------------------|----------|
| 2441 | 39 | 1.248 | Complies |

See next pages for actual measured spectrum plots.(worst case)



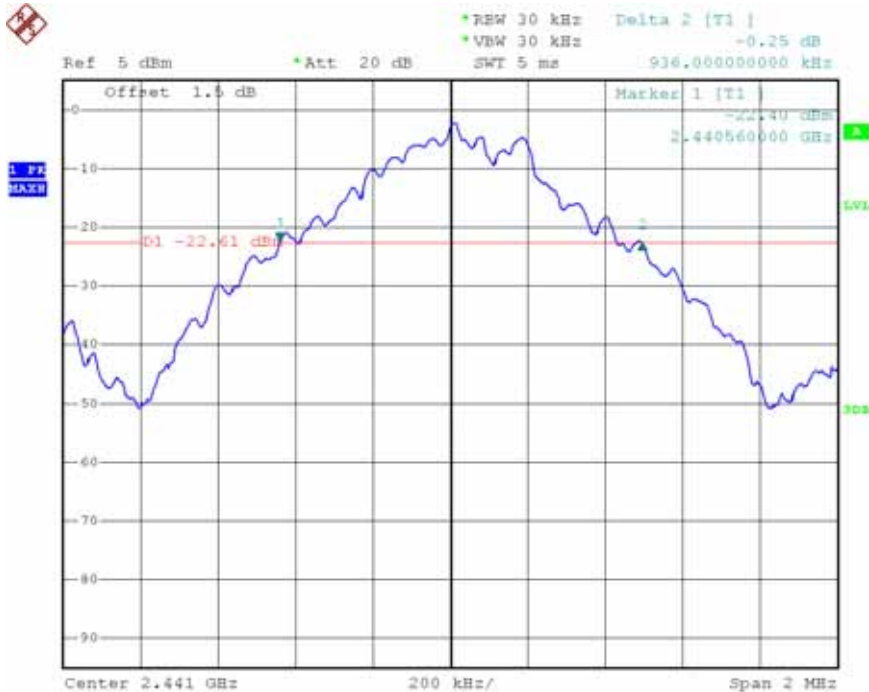
CTK Co., Ltd.
The Power Leader of Global Regulatory Compliance

CTK Co., Ltd.

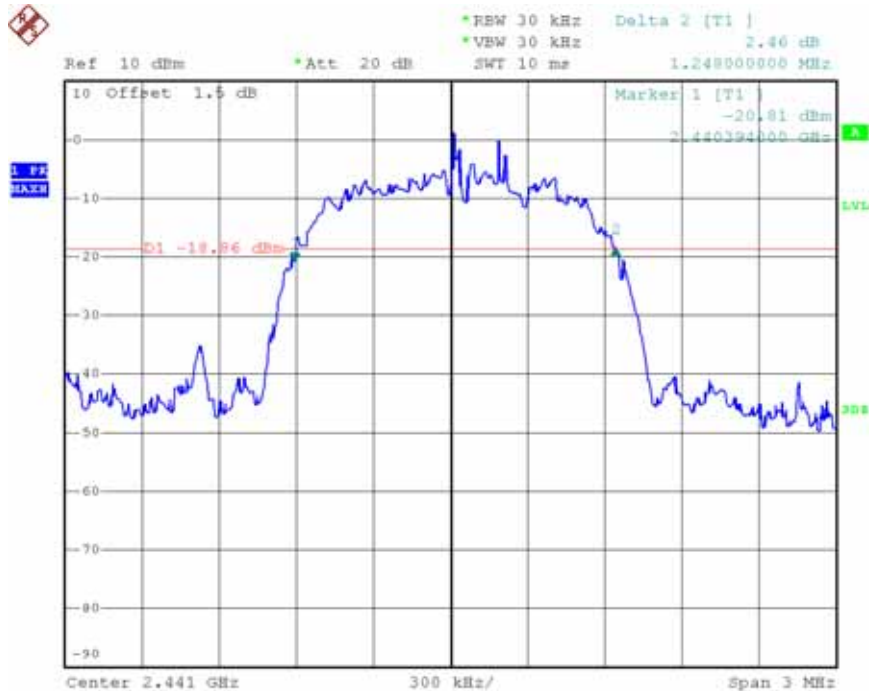
386-1, Ho-dong, Cheoin-gu, Yongin-si, Gyeonggi-do, 449-100, Korea
Tel: +82-31-339-9970 Fax: +82-31-339-9855
www.e-ctk.com

20 dB Bandwidth

Data Rate : GPSK



Data Rate : 8-DPSK



2.1.4 Time of Occupancy (Dwell Time)

Test Location

RF Test Room

Test Procedures

The dwell time was measured with a spectrum analyzer connected to the antenna terminal, while EUT has its hopping function enabled.

The spectrum analyzer is set to:

Center frequency = the highest, middle, and the lowest channels

Span = zero

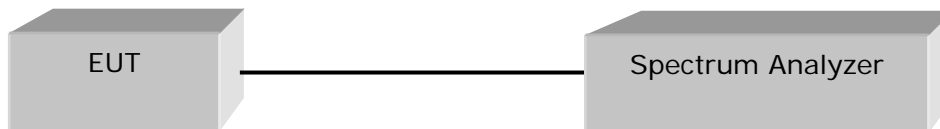
RBW = 1 MHz

Trace = max hold

VBW = 1 MHz (RBW)

Detector function = peak

Sweep = as necessary to capture the entire dwell time per hopping channel



Limit

The average time of occupancy on any channel shall not be greater than 0.4 seconds within a period of 0.4 seconds multiplied by the number of hopping channels employed.

Test Results

Data Rate - GFSK

| Channel Number | Channel Frequency (MHz) | Packet Type | Test Results | |
|----------------|-------------------------|-------------|-----------------|----------|
| | | | Dwell Time (ms) | Result |
| 39 | 2441 | DH 1 | 124.84 | Complies |
| | | DH 3 | 249.80 | Complies |
| | | DH 5 | 310.95 | Complies |

Data Rate – 8-DPSK

| Channel Number | Channel Frequency (MHz) | Packet Type | Test Results | |
|----------------|-------------------------|-------------|-----------------|----------|
| | | | Dwell Time (ms) | Result |
| 39 | 2441 | 3DH 1 | 124.84 | Complies |
| | | 3DH 3 | 262.69 | Complies |
| | | 3DH 5 | 309.89 | Complies |

See next pages for actual measured spectrum plots.(Worst case)



CTK Co., Ltd.
The Power Leader of Global Regulatory Compliance

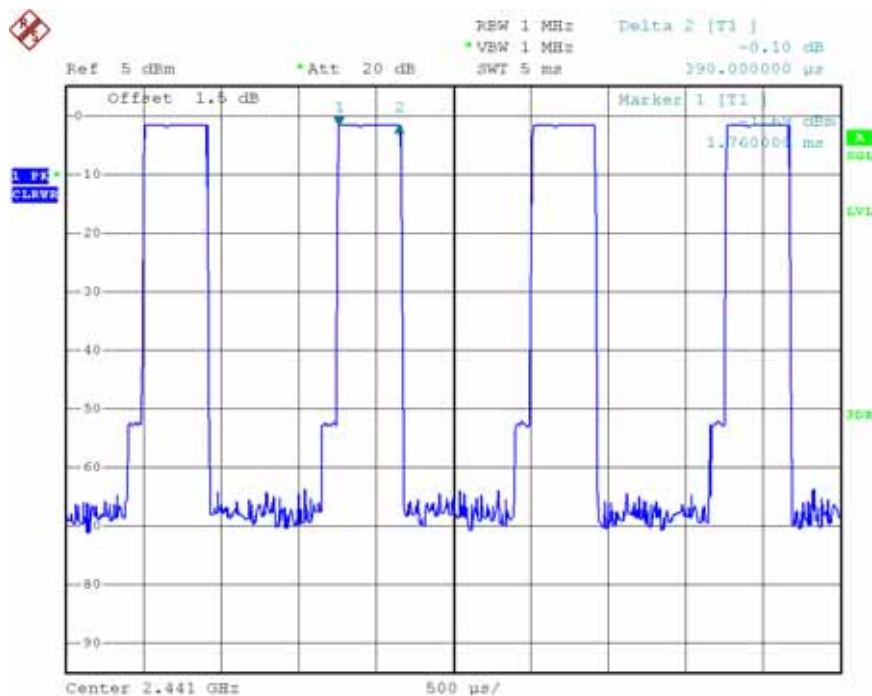
CTK Co., Ltd.

386-1, Ho-dong, Cheoin-gu, Yongin-si, Gyeonggi-do, 449-100, Korea

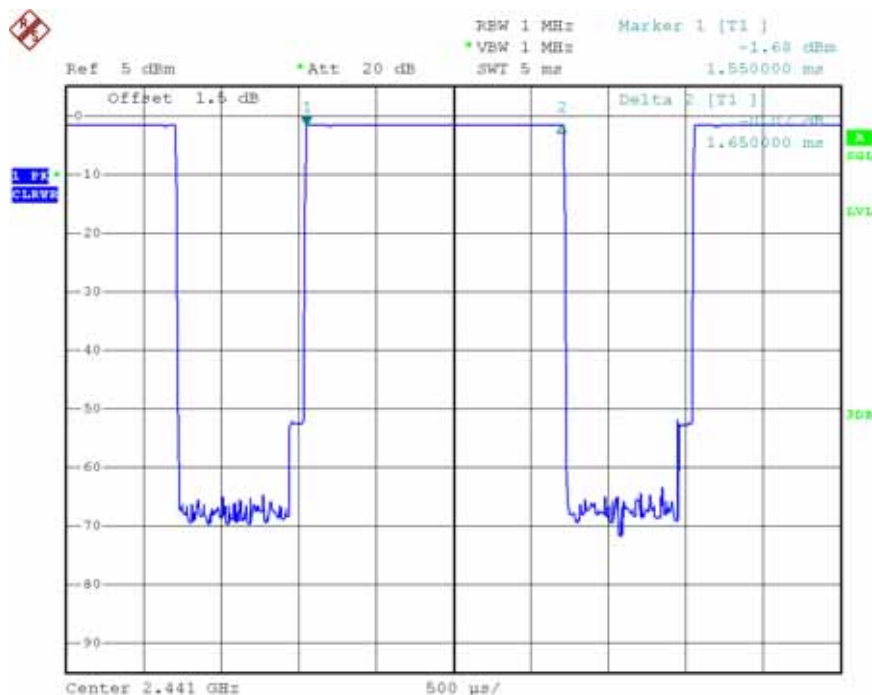
Tel: +82-31-339-9970 Fax: +82-31-339-9855

www.e-ctk.com

Time of Occupancy for PACKET Type DH 1(GFSK)



Time of Occupancy for PACKET Type DH 3(GFSK)





CTK Co., Ltd.
The Power Leader of Global Regulatory Compliance

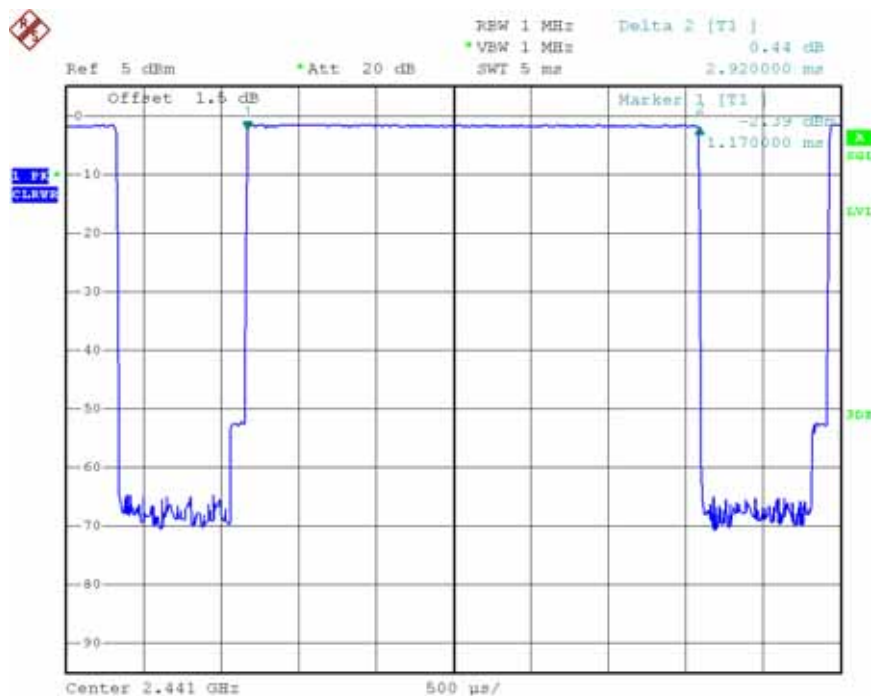
CTK Co., Ltd.

386-1, Ho-dong, Cheoin-gu, Yongin-si, Gyeonggi-do, 449-100, Korea

Tel: +82-31-339-9970 Fax: +82-31-339-9855

www.e-ctk.com

Time of Occupancy for PACKET Type DH 5(GFSK)





CTK Co., Ltd.
The Power Leader of Global Regulatory Compliance

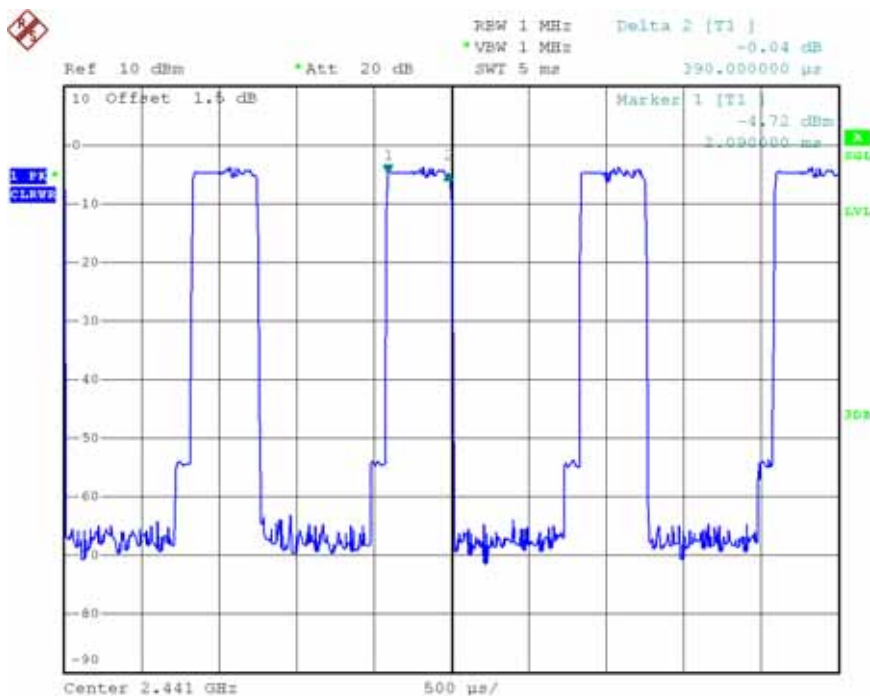
CTK Co., Ltd.

386-1, Ho-dong, Cheoin-gu, Yongin-si, Gyeonggi-do, 449-100, Korea

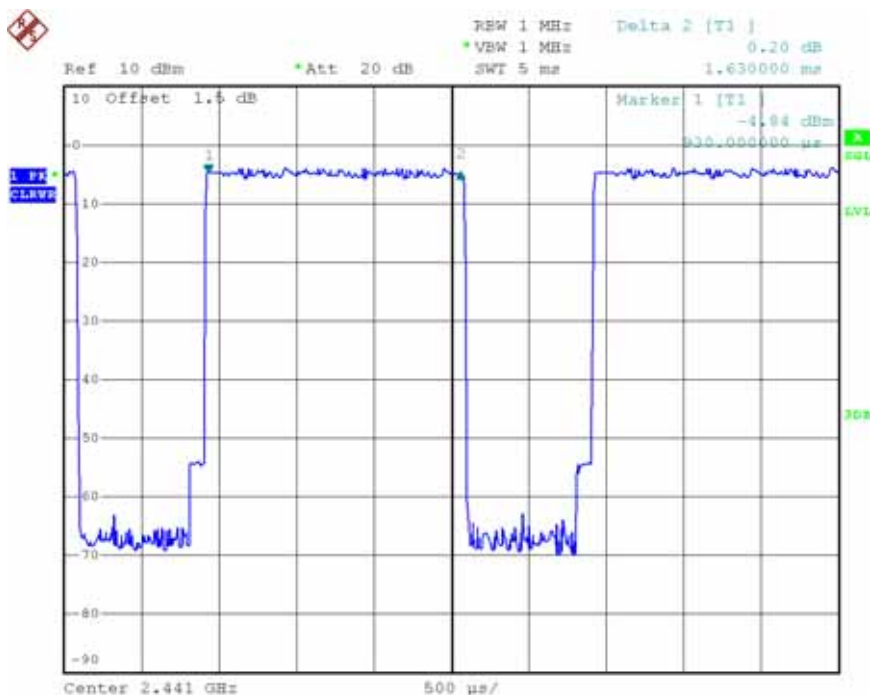
Tel: +82-31-339-9970 Fax: +82-31-339-9855

www.e-ctk.com

Time of Occupancy for PACKET Type 3DH 1(8-DPSK)



Time of Occupancy for PACKET Type 3DH 3(8-DPSK)





CTK Co., Ltd.
The Power Leader of Global Regulatory Compliance

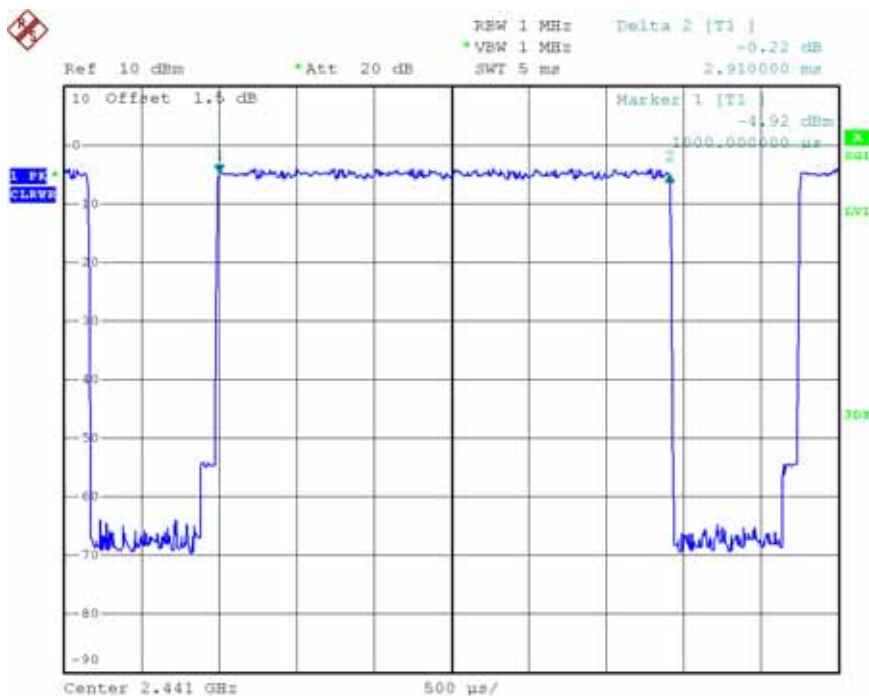
CTK Co., Ltd.

386-1, Ho-dong, Cheoin-gu, Yongin-si, Gyeonggi-do, 449-100, Korea

Tel: +82-31-339-9970 Fax: +82-31-339-9855

www.e-ctk.com

Time of Occupancy for PACKET Type 3DH 5(8-DPSK)



2.1.5 Maximum peak Conducted Output Power

Test Location

RF Test Room

Test Procedures

The maximum peak conducted output power was measured with a spectrum analyzer connected to the antenna terminal, while EUT has its hopping function disabled at the highest, middle and the lowest available channels.

The spectrum analyzer is set to:

Center frequency = the highest, middle, and the lowest channels

Span = 5 MHz (approximately 5 times of the 20 dB bandwidth)

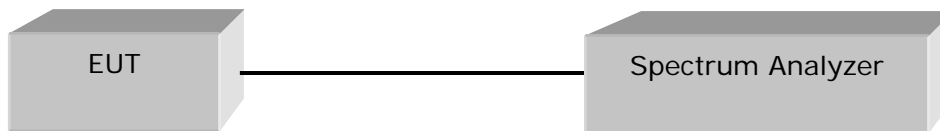
RBW = 1 MHz (greater than the 20 dB bandwidth of the emission being measured)

VBW = 1 MHz (RBW)

Detector function = peak

Trace = max hold

Sweep = auto



Limit

< 1 W

Test Results

Data Rate : GFSK

| Frequency (MHz) | Channel No. | Peak output power(dBm) | Peak output power(mW) | Result |
|-----------------|-------------|------------------------|-----------------------|----------|
| 2402 | 0 | 4.81 | 3.027 | Complies |
| 2441 | 39 | 4.46 | 2.793 | Complies |
| 2480 | 78 | 3.53 | 2.254 | Complies |

Data Rate : 8-DPSK

| Frequency (MHz) | Channel No. | Peak output power(dBm) | Peak output power(mW) | Result |
|-----------------|-------------|------------------------|-----------------------|----------|
| 2402 | 0 | 3.58 | 2.280 | Complies |
| 2441 | 39 | 3.07 | 2.028 | Complies |
| 2480 | 78 | 1.99 | 1.581 | Complies |

See next pages for actual measured spectrum plots.

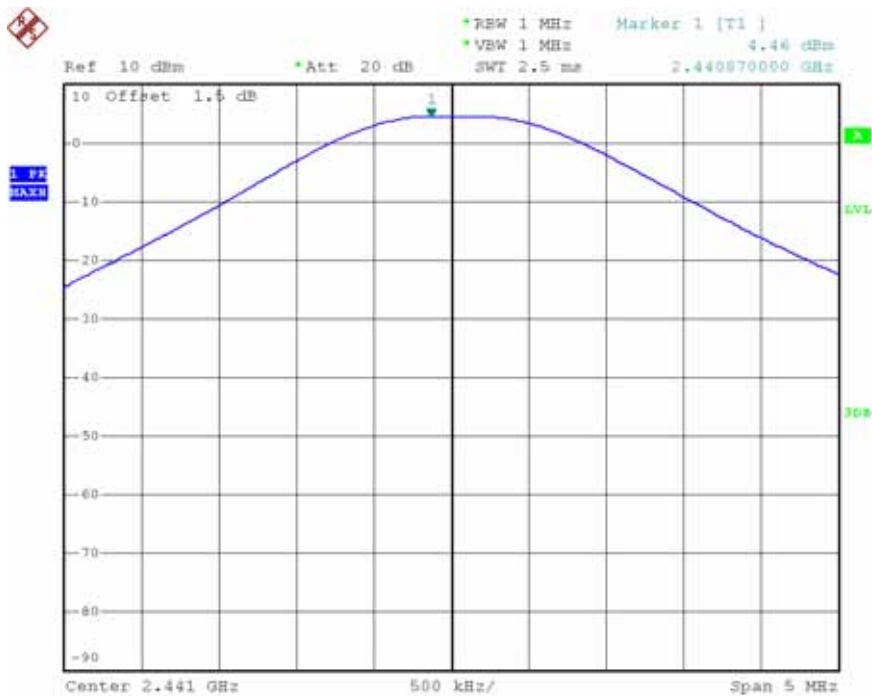
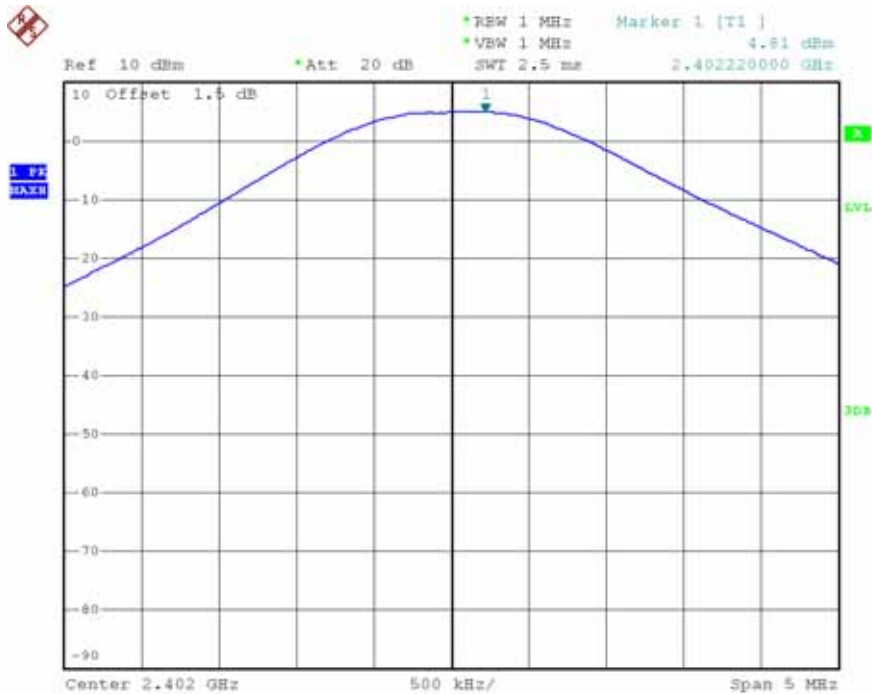


CTK Co., Ltd.
The Power Leader of Global Regulatory Compliance

CTK Co., Ltd.

386-1, Ho-dong, Cheoin-gu, Yongin-si, Gyeonggi-do, 449-100, Korea
Tel: +82-31-339-9970 Fax: +82-31-339-9855
www.e-ctk.com

Maximum peak Conducted Output Power - GFSK





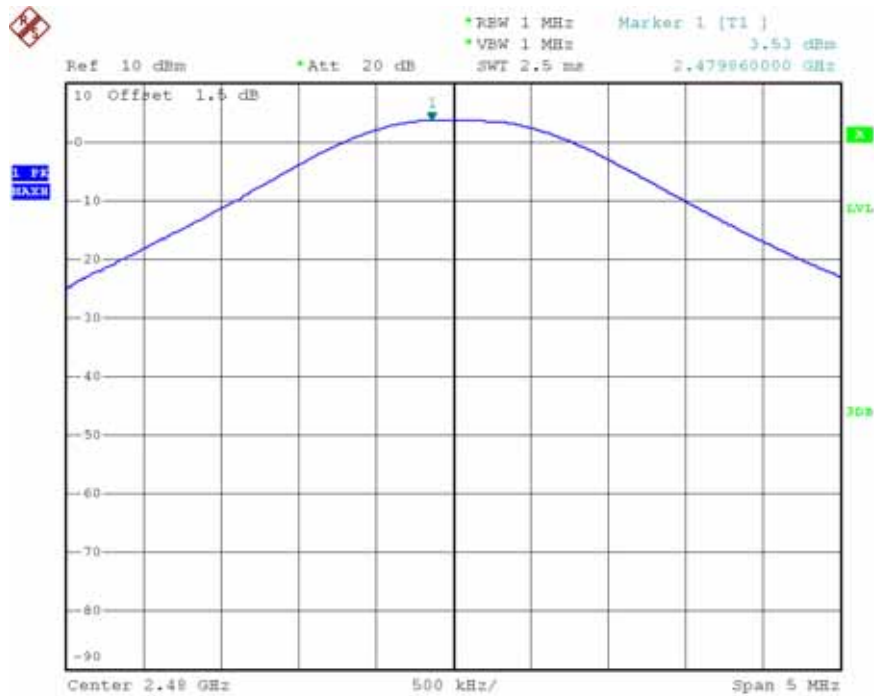
CTK Co., Ltd.
The Power Leader of Global Regulatory Compliance

CTK Co., Ltd.

386-1, Ho-dong, Cheoin-gu, Yongin-si, Gyeonggi-do, 449-100, Korea

Tel: +82-31-339-9970 Fax: +82-31-339-9855

www.e-ctk.com





CTK Co., Ltd.
The Power Leader of Global Regulatory Compliance

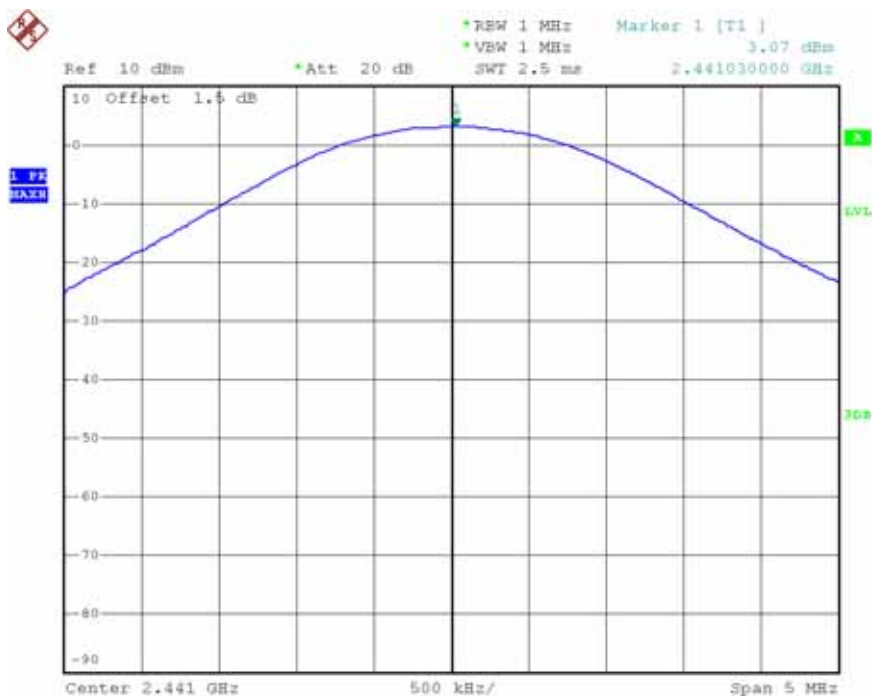
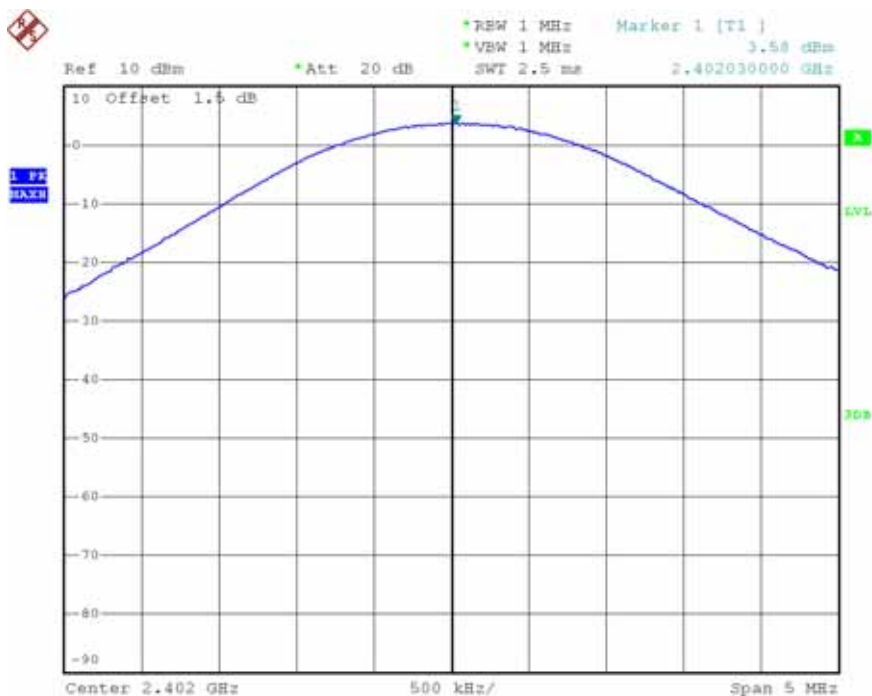
CTK Co., Ltd.

386-1, Ho-dong, Cheoin-gu, Yongin-si, Gyeonggi-do, 449-100, Korea

Tel: +82-31-339-9970 Fax: +82-31-339-9855

www.e-ctk.com

Maximum peak Conducted Output Power – 8-DPSK





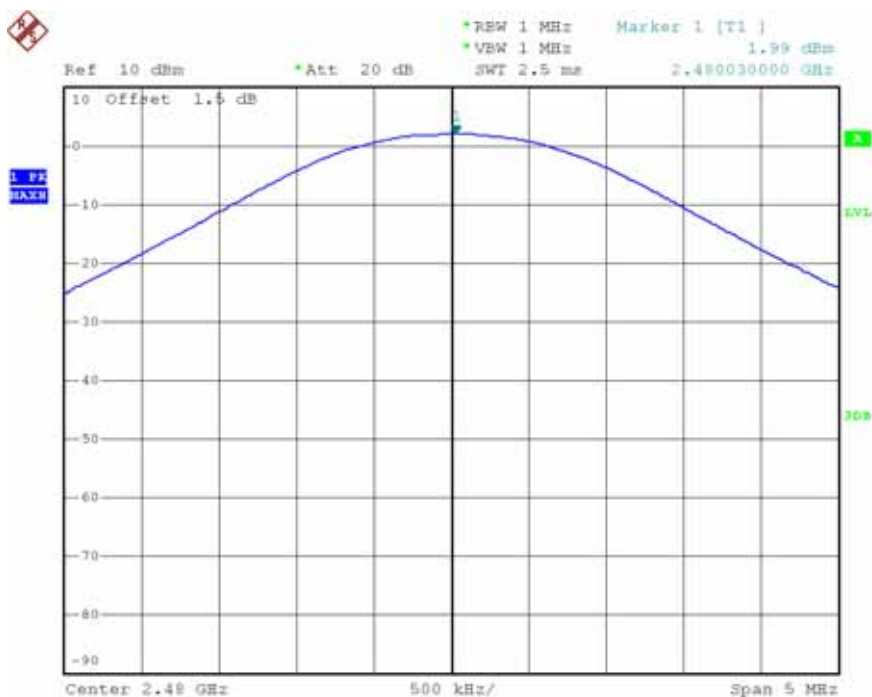
CTK Co., Ltd.
The Power Leader of Global Regulatory Compliance

CTK Co., Ltd.

386-1, Ho-dong, Cheoin-gu, Yongin-si, Gyeonggi-do, 449-100, Korea

Tel: +82-31-339-9970 Fax: +82-31-339-9855

www.e-ctk.com



2.1.6 Band-edge

Test Location

RF Test Room

Test Procedures

The bandwidth at 20 dB down from the highest inband spectral density was measured with a spectrum analyzer connected to the antenna terminal, while EUT has its hopping function disabled at the highest, middle and the lowest available channels.

The spectrum analyzer is set to:

Center frequency = the highest, middle, and the lowest channels

RBW = 100 kHz

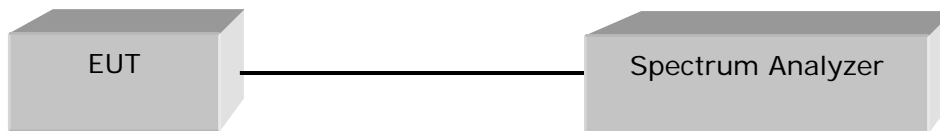
VBW = 100 kHz (RBW)

Span = 100 MHz

Trace = max hold

Detector function = peak

Sweep = auto



Limit

> 20 dBc

Test Results

All conducted emission in any 100 kHz bandwidth outside of the spectrum band was at least 20 dB lower than the highest inband spectral density.
Therefore the applying equipment meets the requirement.
See next pages for actual measured spectrum plots.



CTK Co., Ltd.
The Power Leader of Global Regulatory Compliance

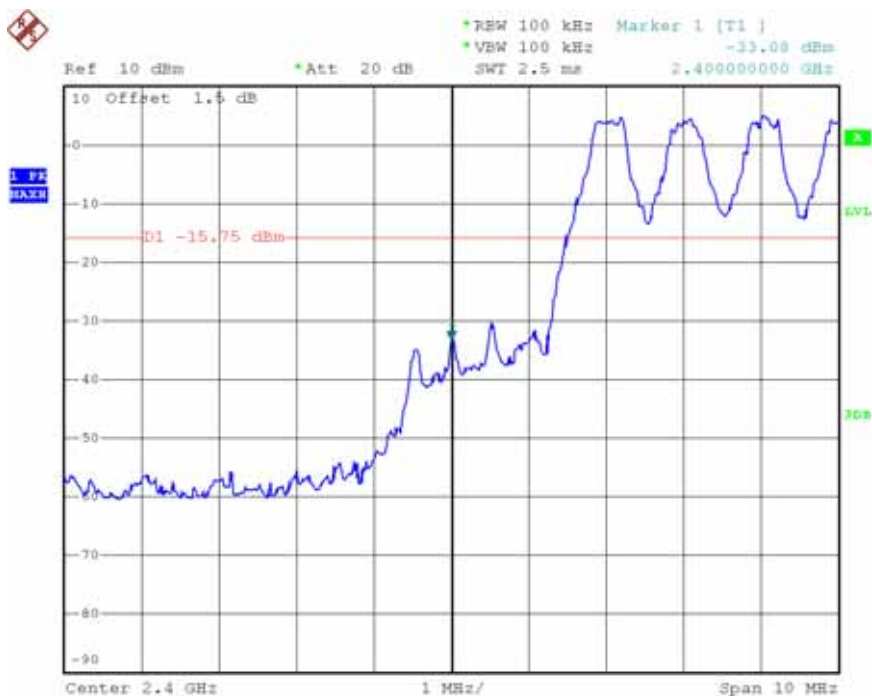
CTK Co., Ltd.

386-1, Ho-dong, Cheoin-gu, Yongin-si, Gyeonggi-do, 449-100, Korea

Tel: +82-31-339-9970 Fax: +82-31-339-9855

www.e-ctk.com

Band – edge (With Hopping) - GFSK





CTK Co., Ltd.
The Power Leader of Global Regulatory Compliance

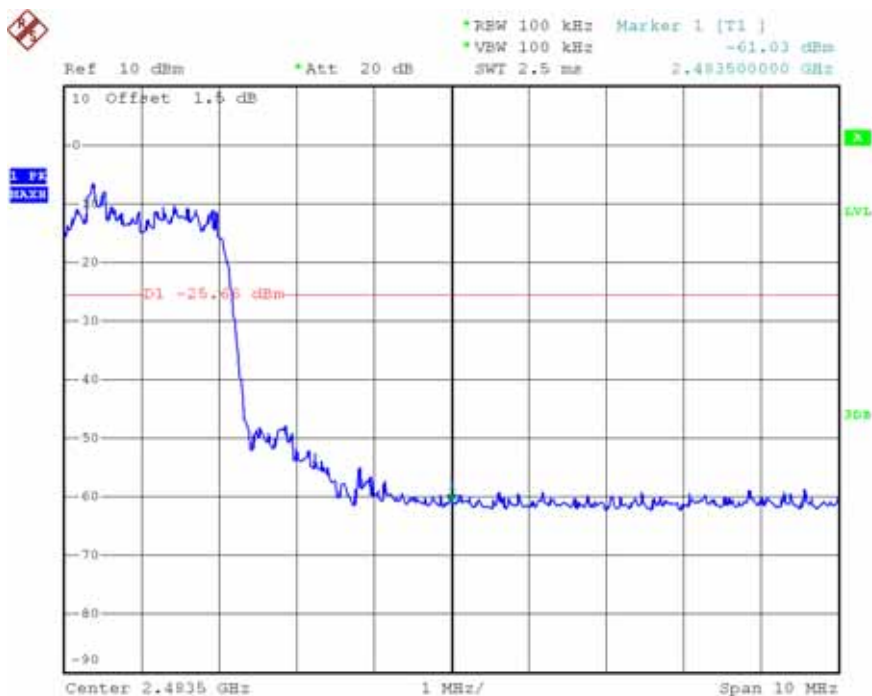
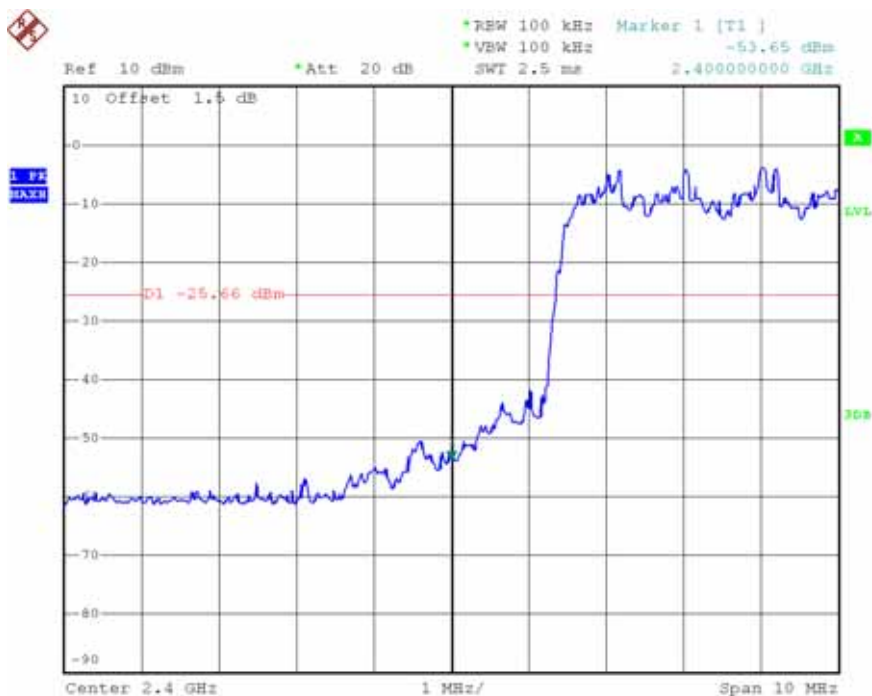
CTK Co., Ltd.

386-1, Ho-dong, Cheoin-gu, Yongin-si, Gyeonggi-do, 449-100, Korea

Tel: +82-31-339-9970 Fax: +82-31-339-9855

www.e-ctk.com

Band – edge (With Hopping) – 8-DPSK





CTK Co., Ltd.
The Power Leader of Global Regulatory Compliance

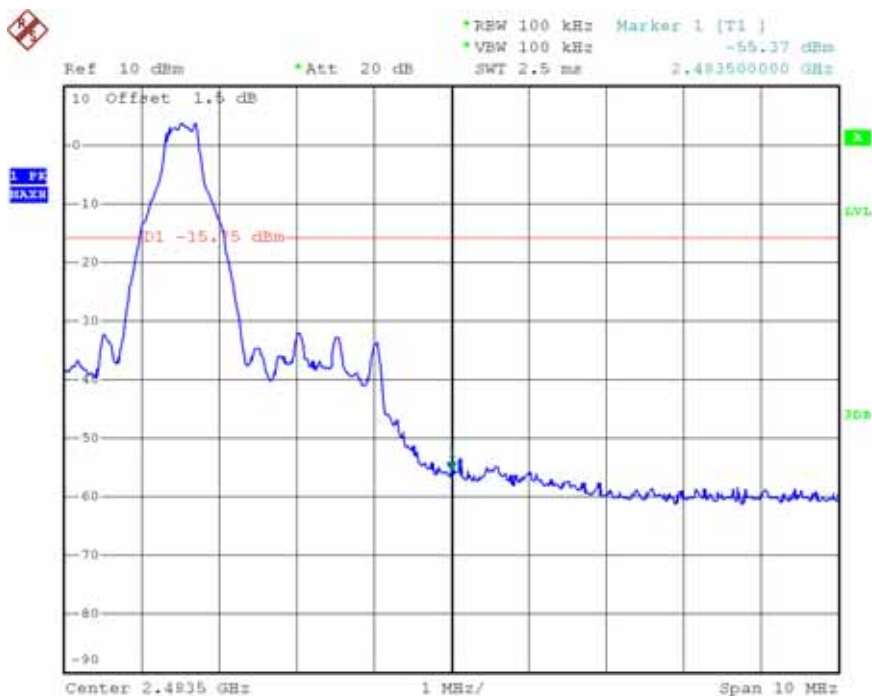
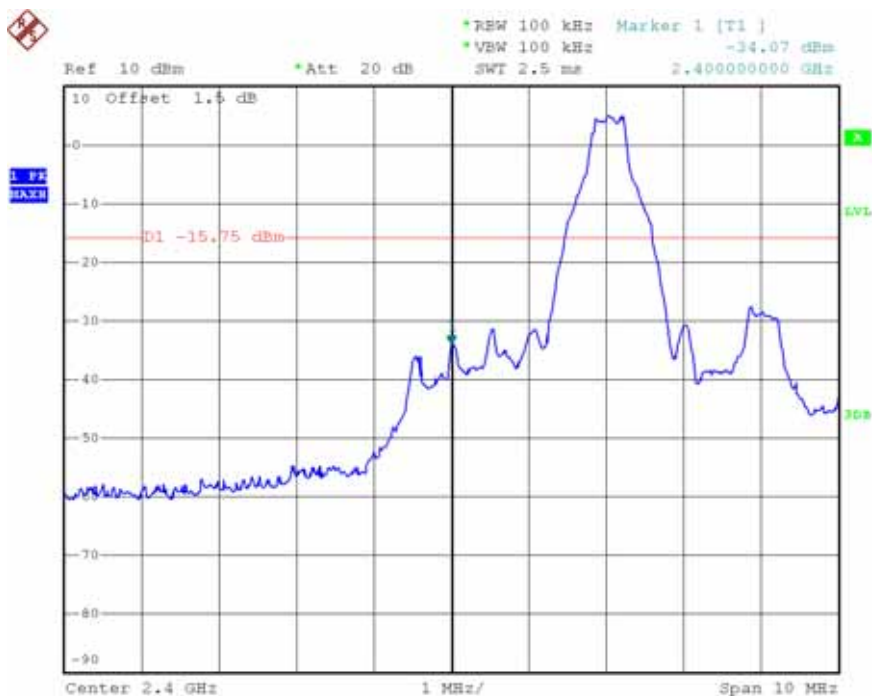
CTK Co., Ltd.

386-1, Ho-dong, Cheoin-gu, Yongin-si, Gyeonggi-do, 449-100, Korea

Tel: +82-31-339-9970 Fax: +82-31-339-9855

www.e-ctk.com

Band – edge (Without Hopping) - GFSK





CTK Co., Ltd.
The Power Leader of Global Regulatory Compliance

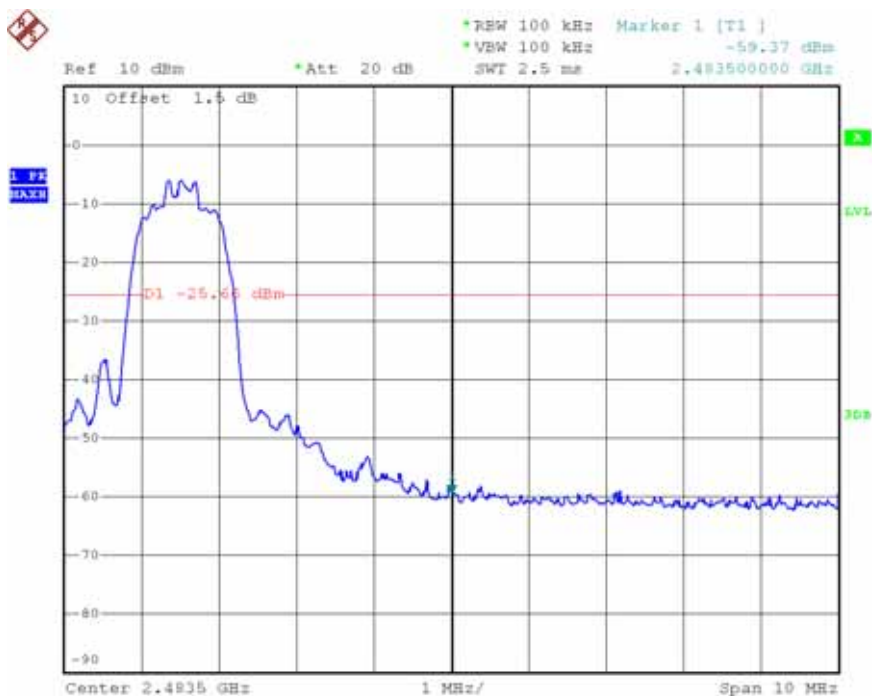
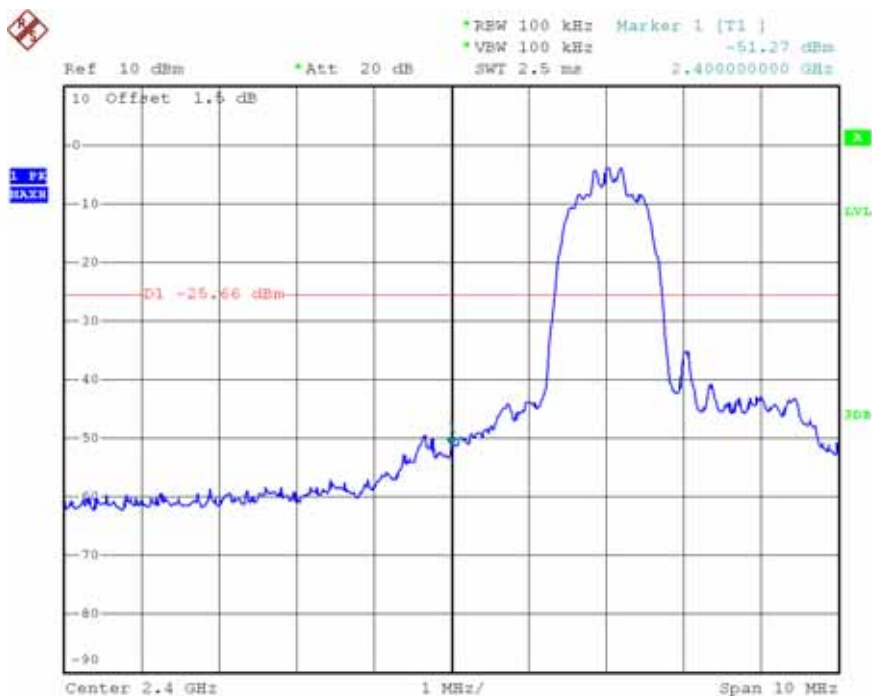
CTK Co., Ltd.

386-1, Ho-dong, Cheoin-gu, Yongin-si, Gyeonggi-do, 449-100, Korea

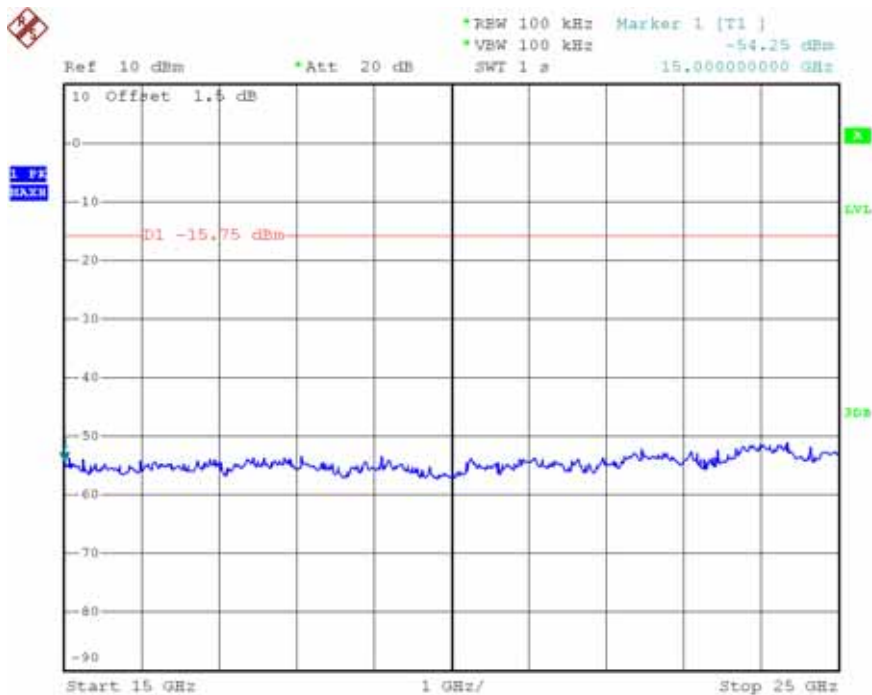
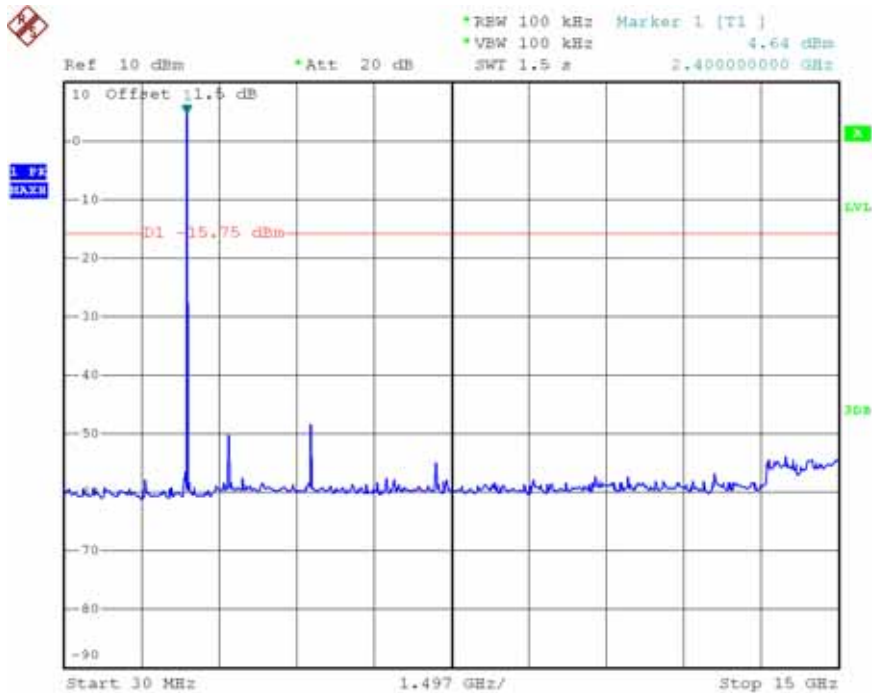
Tel: +82-31-339-9970 Fax: +82-31-339-9855

www.e-ctk.com

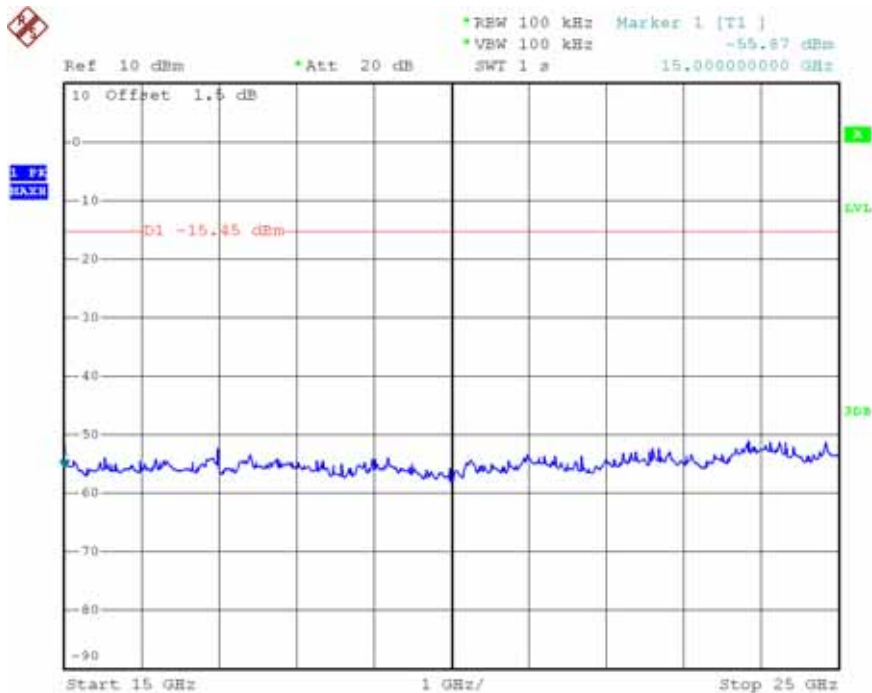
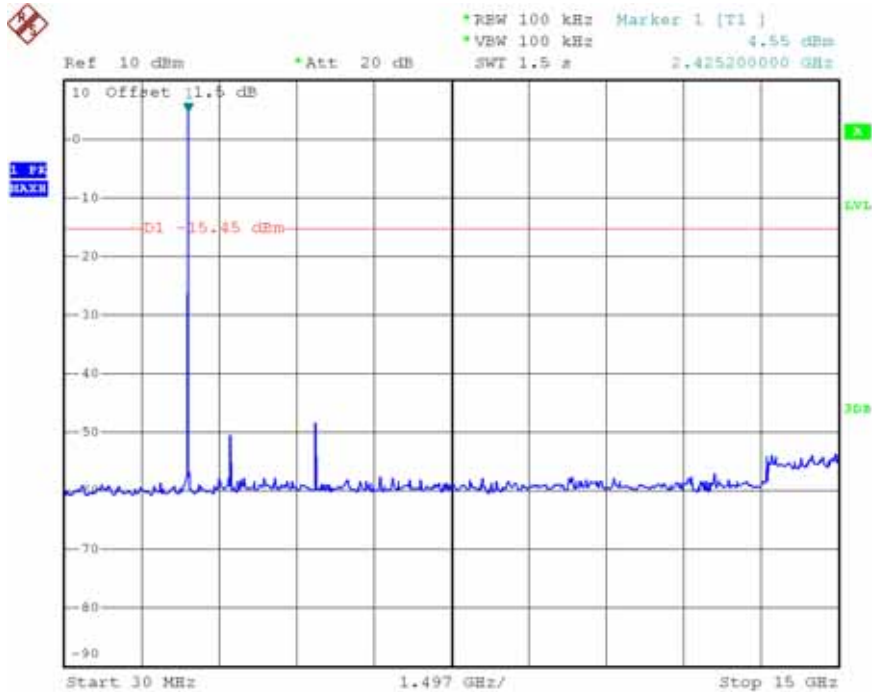
Band – edge (Without Hopping) – 8-DPSK



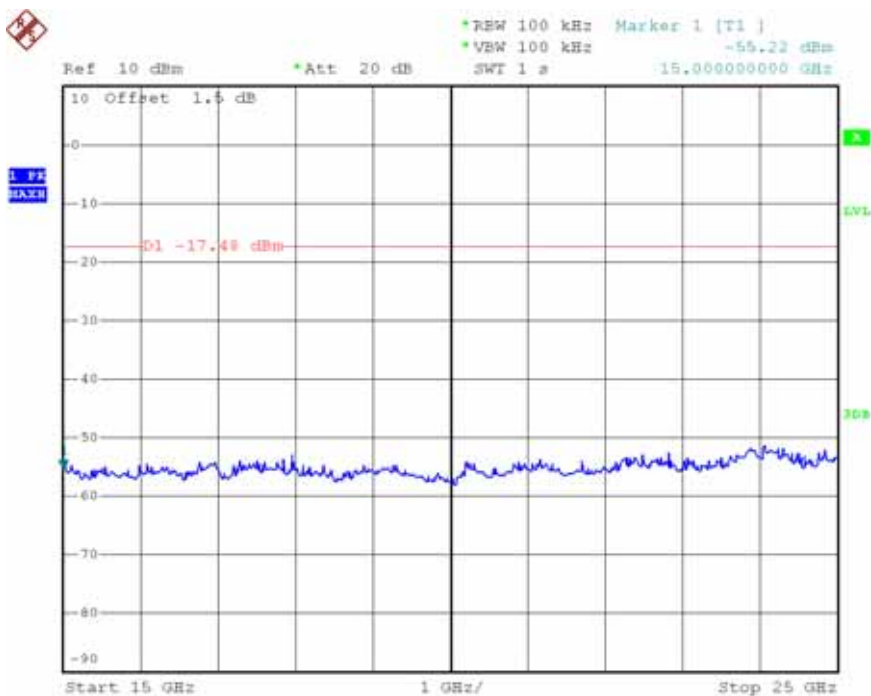
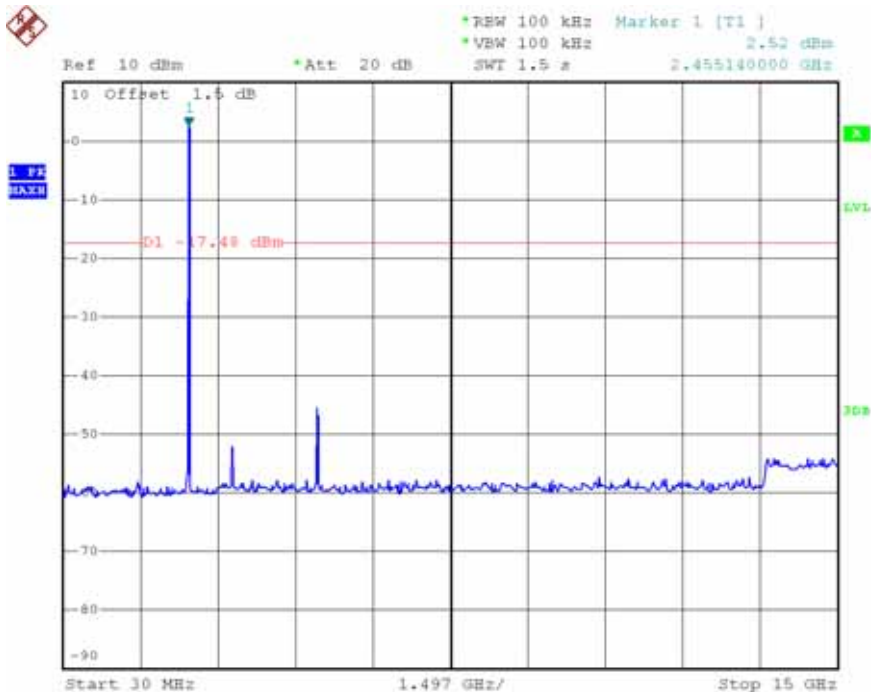
Band – edge (at 20 dB blow) – Low channel Frequency Range = 30 MHz ~ 10th harmonic



Band – edge (at 20 dB blow) – Mid channel Frequency Range = 30 MHz ~ 10th harmonic



Band – edge (at 20 dB blow) – High channel
Frequency Range = 30 MHz ~ 10th harmonic



2.1.7 Field Strength of Emissions

Test Location

☑ Testing was performed at a test distance of 3 meter Open Area Test Site

Test Procedures

The height of the measuring antenna was varied between 1 to 4 m and the table was rotated a full revolution in order to obtain maximum values of the electric field intensity. The measurement was made in both the vertical and horizontal polarization, and the maximum value is presented in the report.

The spectrum analyzer is set to:

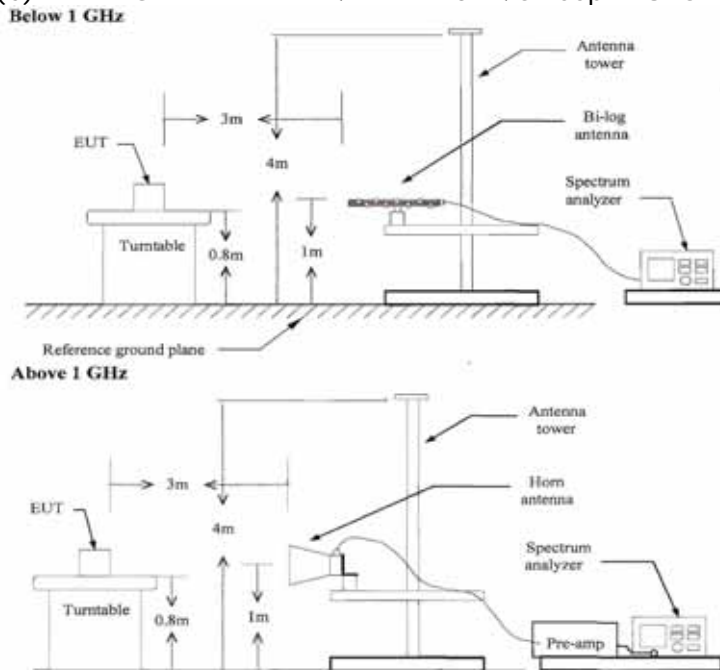
Below 1GHz :

RBW=100KHz/VBW=300KHz/Sweep=AUTO

Above 1GHz:

(a) PEAK: RBW=VBW=1MHz/Sweep=AUTO

(b) AVERAGE: RBW=1MHz/VBW=10Hz/Sweep=AUTO



Limit

- 15.209(a)

| Frequency(MHz) | Field Strength uV/m@3m | Field Strength dBuV/m@3m |
|----------------|------------------------|--------------------------|
| 30-88 | 100** | 40 |
| 88-216 | 150** | 43.5 |
| 216-960 | 200** | 46 |
| Above 960 | 500 | 54 |

** Except as provided in 15.209(g).fundamental emissions from intentional radiators operating under this Section shall not be located in the frequency bands 54-72MHz, 76-88MHz, 174-216MHz, 470-806MHz. However, operation within these frequency bands is permitted under other sections of this Part, e.g.15.231 and 15.241.



CTK Co., Ltd.
The Power Leader of Global Regulatory Compliance

CTK Co., Ltd.

386-1, Ho-dong, Cheoin-gu, Yongin-si, Gyeonggi-do, 449-100, Korea
Tel: +82-31-339-9970 Fax: +82-31-339-9855
www.e-ctk.com

Test Results

| | | | |
|---------|-------------------|--------------------|---------------|
| EUT | Bluetooth Headset | Measurement Detail | |
| Model | GBH-S200 | Frequency Range | Below 1000MHz |
| Channel | Normal linking | Detector function | Quasi-Peak |

The requirements are:

☒ Complies

[Bluetooth Mode]

| Frequency (MHz) | Measured Data (dBuV/m) | Margin (dB) | Remark |
|-----------------|------------------------|-------------|------------|
| 662.85 | 37.6 | 8.4 | Quasi-Peak |

☒ Complies

[Charging Mode]

| Frequency (MHz) | Measured Data (dBuV/m) | Margin (dB) | Remark |
|-----------------|------------------------|-------------|------------|
| 679.85 | 42.5 | 3.5 | Quasi-Peak |

Test Data

[Bluetooth Mode]

| Frequency [MHz] | Reading [dBuV/m] | Pol. | Height [m] | Correction Factor | | Limits [dBuV/m] | Result [dBuV/m] | Margin [dB] |
|-----------------|------------------|------|------------|-------------------|-------|-----------------|-----------------|-------------|
| | | | | Antenna | Cable | | | |
| 616.85 | 12.8 | H | 1.2 | 17.4 | 3.9 | 46.0 | 34.1 | 11.9 |
| 658.12 | 14.9 | H | 1.0 | 18.1 | 3.9 | 46.0 | 36.9 | 9.1 |
| 662.85 | 15.6 | H | 1.2 | 18.1 | 3.9 | 46.0 | 37.6 | 8.4 |
| 692.03 | 14.0 | H | 2.0 | 18.4 | 3.9 | 46.0 | 36.3 | 9.7 |
| 713.99 | 12.0 | H | 1.5 | 18.7 | 4.0 | 46.0 | 34.7 | 11.3 |
| 953.92 | 6.7 | H | 1.0 | 21.5 | 4.5 | 46.0 | 32.7 | 13.3 |

H : Horizontal, V : Vertical



386-1, Ho-dong, Cheoin-gu, Yongin-si, Gyeonggi-do, 449-100, Korea

Tel: +82-31-339-9970 Fax: +82-31-339-9855

www.e-ctk.com

| Frequency [MHz] | Reading [dBuV/m] | Pol. | Height [m] | Correction Factor | | Limits [dBuV/m] | Result [dBuV/m] | Margin [dB] |
|--------------------|---------------------|------|---------------|----------------------|-------|--------------------|--------------------|----------------|
| | | | | Antenna | Cable | | | |
| 144.12 | 27.1 | V | 1.3 | 8.0 | 1.3 | 43.5 | 36.4 | 7.1 |
| 519.92 | 17.2 | H | 1.2 | 15.7 | 3.6 | 46.0 | 36.5 | 9.5 |
| 532.10 | 16.4 | V | 1.1 | 15.9 | 3.6 | 46.0 | 35.9 | 10.1 |
| 679.85 | 20.3 | H | 1.0 | 18.3 | 3.9 | 46.0 | 42.5 | 3.5 |
| 692.10 | 19.5 | V | 1.0 | 18.4 | 3.9 | 46.0 | 41.8 | 4.2 |
| 856.81 | 11.0 | V | 1.2 | 20.4 | 4.6 | 46.0 | 36.0 | 10.0 |

Test Report No.: 2008120003

Date: December 5, 2008

Page 34 of 41

This Report shall not be reproduced except in full without the written approval of CTK

Form No.: CTK-RF-EF-Part15 SubpartC(Rev.2)

Test Results

| | | | |
|---------|-------------------|--------------------|--------------|
| EUT | Bluetooth Headset | Measurement Detail | |
| Model | GBH-S200 | Frequency Range | 1-25GHz |
| Channel | Channel 0 (GFSK) | Detector function | Average/Peak |

The requirements are:

☒ Complies

| Frequency (MHz) | Measured Data (dBuV/m) | Margin (dB) | Remark |
|-----------------|------------------------|-------------|--------------|
| 4803.72 | 50.48/65.13 | 3.52/8.87 | Average/Peak |

Test Data

| Frequency [MHz] | Reading A/P [dBuV/m] | Pol. | Height [m] | Correction Factor | | | Limits/ Detector A/P [dBuV/m] | Result A/P [dBuV/m] | Margin A/P [dB] |
|--------------------|----------------------------|------|---------------|----------------------|-----------|-------|--|---------------------------|-----------------------|
| | | | | Antenna | Amp. Gain | Cable | | | |
| 4803.72 | 44.28/58.93 | H | 4.0 | 33.7 | 34.8 | 7.3 | 54.0 /74.0 | 50.48/65.13 | 3.52/8.87 |

* No emissions were detected at a level greater than 20dB below limit

Remark :

1. We have tested three mode (X, Y, Z). The worst mode (X axis) for final test.
2. Test mode is GFSK and worst case was recorded.

Restricted band edge test data

Measured frequency range : 2310-2390 MHz, 2483.5-2500 MHz

| Frequency [MHz] | Reading [dBuV/m] | Pol. | Height [m] | Correction Factor | | | Limits [dBuV/m] | Result [dBuV/m] | Margin [dB] |
|--|---------------------|------|---------------|----------------------|-----------|-------|--------------------|--------------------|----------------|
| | | | | Antenna | Amp. Gain | Cable | | | |
| No emissions were detected at a level greater than 20dB below limit. | | | | | | | | | |

Test Results

| | | | |
|---------|-------------------|--------------------|--------------|
| EUT | Bluetooth Headset | Measurement Detail | |
| Model | GBH-S200 | Frequency Range | 1-25GHz |
| Channel | Channel 39 (GFSK) | Detector function | Average/Peak |

The requirements are:

☒ Complies

| Frequency (MHz) | Measured Data (dBuV/m) | Margin (dB) | Remark |
|-----------------|------------------------|-------------|--------------|
| 4881.99 | 51.52/64.44 | 2.48/9.56 | Average/Peak |

Test Data

| Frequency [MHz] | Reading A/P [dBuV/m] | Pol. | Height [m] | Correction Factor | | | Limits/ Detector A/P [dBuV/m] | Result A/P [dBuV/m] | Margin A/P [dB] |
|--------------------|----------------------------|------|---------------|----------------------|----------|-------|--|---------------------------|-----------------------|
| | | | | Antenna | Amp.Gain | Cable | | | |
| 4881.99 | 42.32/55.24 | H | 4.0 | 32.7 | 34.9 | 11.4 | 54.0 /74.0 | 51.52/64.44 | 2.48/9.56 |

* No emissions were detected at a level greater than 20dB below limit

Remark :

1. We have tested three mode (X, Y, Z). The worst mode (X axis) for final test.
2. Test mode is GFSK and worst case was recorded.

Test Results

| | | | |
|---------|-------------------|--------------------|--------------|
| EUT | Bluetooth Headset | Measurement Detail | |
| Model | GBH-S200 | Frequency Range | 1-25GHz |
| Channel | Channel 78 (GFSK) | Detector function | Average/Peak |

The requirements are:

☒ Complies

| Frequency (MHz) | Measured Data (dBuV/m) | Margin (dB) | Remark |
|-----------------|------------------------|-------------|--------------|
| 4959.97 | 51.90/64.70 | 2.10/9.30 | Average/Peak |

Test Data

| Frequency [MHz] | Reading A/P [dBuV/m] | Pol. | Height [m] | Correction Factor | | | Limits/ Detector A/P [dBuV/m] | Result A/P [dBuV/m] | Margin A/P [dB] |
|--------------------|----------------------------|------|---------------|----------------------|-----------|-------|--|---------------------------|-----------------------|
| | | | | Antenna | Amp. Gain | Cable | | | |
| 4959.97 | 42.70/55.50 | V | 1.0 | 32.7 | 34.9 | 11.4 | 54.0 /74.0 | 51.90/64.70 | 2.10/9.30 |

* No emissions were detected at a level greater than 20dB below limit

Remark :

1. We have tested three mode (X, Y, Z). The worst mode (X axis) for final test.
2. Test mode is GFSK and worst case was recorded.

Restricted band edge test data

Measured frequency range : 2310-2390 MHz, 2483.5-2500 MHz

| Frequency [MHz] | Reading [dBuV/m] | Pol. | Height [m] | Correction Factor | | | Limits [dBuV/m] | Result [dBuV/m] | Margin [dB] |
|--|---------------------|------|---------------|----------------------|-----------|-------|--------------------|--------------------|----------------|
| | | | | Antenna | Amp. Gain | Cable | | | |
| No emissions were detected at a level greater than 20dB below limit. | | | | | | | | | |



CTK Co., Ltd.
The Power Leader of Global Regulatory Compliance

CTK Co., Ltd.

386-1, Ho-dong, Cheoin-gu, Yongin-si, Gyeonggi-do, 449-100, Korea
Tel: +82-31-339-9970 Fax: +82-31-339-9855
www.e-ctk.com

2.1.8 AC Conducted Emissions

Test Location

Shielded Room

Frequency Range of Measurement

150 kHz to 30 MHz

Instrument Settings

IF Band Width: 9 kHz

Test Procedures

The EUT was placed on a non-metallic table 0.8m above the metallic, grounded floor and 0.4m from the reference ground plane wall. The distance to other metallic surfaces was at least 0.8m.

Amplitude measurements were performed with a quasi-peak detector and an average detector.

Limit

- 15.207(a)

| Frequency (MHz) | Conducted Limit (dBuV) | |
|-----------------|------------------------|-----------|
| | Quasi-peak | Average |
| 0.15 ~ 0.5 | 66 to 56* | 56 to 46* |
| 0.5 ~ 5 | 56 | 46 |
| 5 ~ 30 | 60 | 50 |

* Decreases with the logarithm of the frequency.

Test Results

The requirements are:

☒ Complies

| Frequency (MHz) | Measured Data (dBuV/m) | Margin (dB) | Remark |
|-----------------|------------------------|-------------|------------|
| 0.26 | 46.5 | 9.5 | Quasi-peak |



CTK Co., Ltd.
The Power Leader of Global Regulatory Compliance

CTK Co., Ltd.

386-1, Ho-dong, Cheoin-gu, Yongin-si, Gyeonggi-do, 449-100, Korea
Tel: +82-31-339-9970 Fax: +82-31-339-9855
www.e-ctk.com

Test Data

| Frequency [MHz] | Correction Factor | | Line | Quasi-peak | | | | Average | | | |
|------------------------|----------------------|-------|------|------------|---------|--------|--------|---------|---------|--------|--------|
| | | | | Limit | Reading | Result | Margin | Limit | Reading | Result | Margin |
| | LISN | Cable | | [dBuV] | [dBuV] | [dBuV] | [dB] | [dBuV] | [dBuV] | [dBuV] | [dB] |
| 0.17 | 0.1 | 0.4 | H | 65.0 | 49.7 | 50.2 | 14.8 | 55.0 | 29.2 | 29.7 | 25.3 |
| 0.20 | 0.1 | 0.5 | H | 63.6 | 45.7 | 46.3 | 17.3 | 53.6 | 24.0 | 24.6 | 29.0 |
| 0.23 | 0.1 | 0.5 | N | 62.4 | 51.2 | 51.8 | 10.6 | 52.4 | 36.6 | 37.2 | 15.2 |
| 0.26 | 0.1 | 0.4 | N | 61.4 | 51.5 | 52.0 | 9.4 | 51.4 | 37.5 | 38.0 | 13.4 |
| 0.28 | 0.1 | 0.4 | H | 60.8 | 49.0 | 49.5 | 11.3 | 50.8 | 34.2 | 34.7 | 16.1 |
| 0.55 | 0.1 | 0.6 | H | 56.0 | 45.8 | 46.5 | 9.5 | 46.0 | 26.9 | 27.6 | 18.4 |
| | | | | | | | | | | | |
| | | | | | | | | | | | |
| | | | | | | | | | | | |
| | | | | | | | | | | | |
| | | | | | | | | | | | |
| | | | | | | | | | | | |
| | | | | | | | | | | | |
| | | | | | | | | | | | |
| | | | | | | | | | | | |
| | | | | | | | | | | | |
| | | | | | | | | | | | |
| | | | | | | | | | | | |
| | | | | | | | | | | | |
| | | | | | | | | | | | |
| | | | | | | | | | | | |
| | | | | | | | | | | | |
| | | | | | | | | | | | |
| | | | | | | | | | | | |
| | | | | | | | | | | | |
| | | | | | | | | | | | |
| | | | | | | | | | | | |
| | | | | | | | | | | | |
| | | | | | | | | | | | |
| | | | | | | | | | | | |
| | | | | | | | | | | | |
| | | | | | | | | | | | |
| | | | | | | | | | | | |
| | | | | | | | | | | | |
| | | | | | | | | | | | |
| | | | | | | | | | | | |
| | | | | | | | | | | | |
| | | | | | | | | | | | |
| | | | | | | | | | | | |
| | | | | | | | | | | | |
| | | | | | | | | | | | |
| | | | | | | | | | | | |
| | | | | | | | | | | | |
| | | | | | | | | | | | |
| | | | | | | | | | | | |
| | | | | | | | | | | | |
| | | | | | | | | | | | |
| | | | | | | | | | | | |
| | | | | | | | | | | | |
| | | | | | | | | | | | |
| | | | | | | | | | | | |
| | | | | | | | | | | | |
| | | | | | | | | | | | |
| | | | | | | | | | | | |
| | | | | | | | | | | | |
| | | | | | | | | | | | |
| | | | | | | | | | | | |
| | | | | | | | | | | | |
| | | | | | | | | | | | |
| | | | | | | | | | | | |
| | | | | | | | | | | | |
| | | | | | | | | | | | |
| | | | | | | | | | | | |
| | | | | | | | | | | | |
| | | | | | | | | | | | |
| | | | | | | | | | | | |
| | | | | | | | | | | | |
| | | | | | | | | | | | |
| | | | | | | | | | | | |
| | | | | | | | | | | | |
| | | | | | | | | | | | |
| | | | | | | | | | | | |
| | | | | | | | | | | | |
| | | | | | | | | | | | |
| | | | | | | | | | | | |
| | | | | | | | | | | | |
| | | | | | | | | | | | |
| | | | | | | | | | | | |
| | | | | | | | | | | | |
| | | | | | | | | | | | |
| | | | | | | | | | | | |
| | | | | | | | | | | | |
| | | | | | | | | | | | |
| | | | | | | | | | | | |
| | | | | | | | | | | | |
| | | | | | | | | | | | |
| | | | | | | | | | | | |
| | | | | | | | | | | | |
| | | | | | | | | | | | |
| | | | | | | | | | | | |
| | | | | | | | | | | | |
| | | | | | | | | | | | |
| | | | | | | | | | | | |
| | | | | | | | | | | | |
| | | | | | | | | | | | |
| | | | | | | | | | | | |
| | | | | | | | | | | | |
| | | | | | | | | | | | |
| | | | | | | | | | | | |
| | | | | | | | | | | | |
| | | | | | | | | | | | |

H : HOT, N : NEUTRAL



CTK Co., Ltd.
The Power Leader of Global Regulatory Compliance

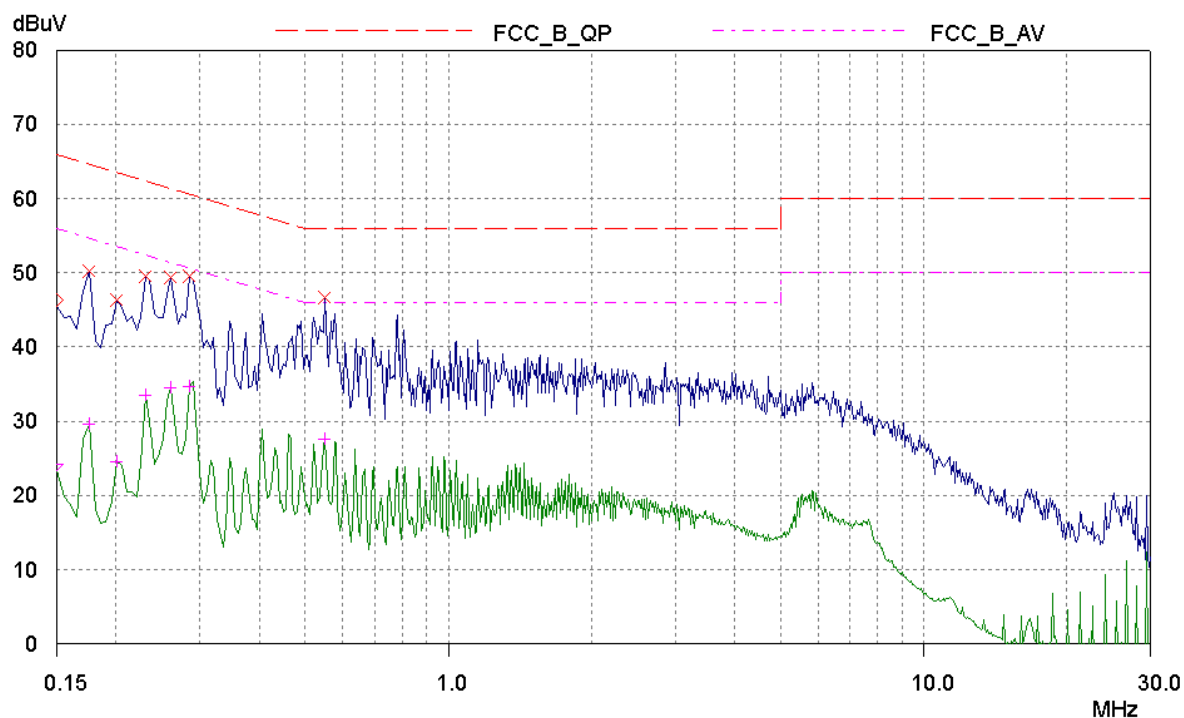
CTK Co., Ltd.

386-1, Ho-dong, Cheoin-gu, Yongin-si, Gyeonggi-do, 449-100, Korea

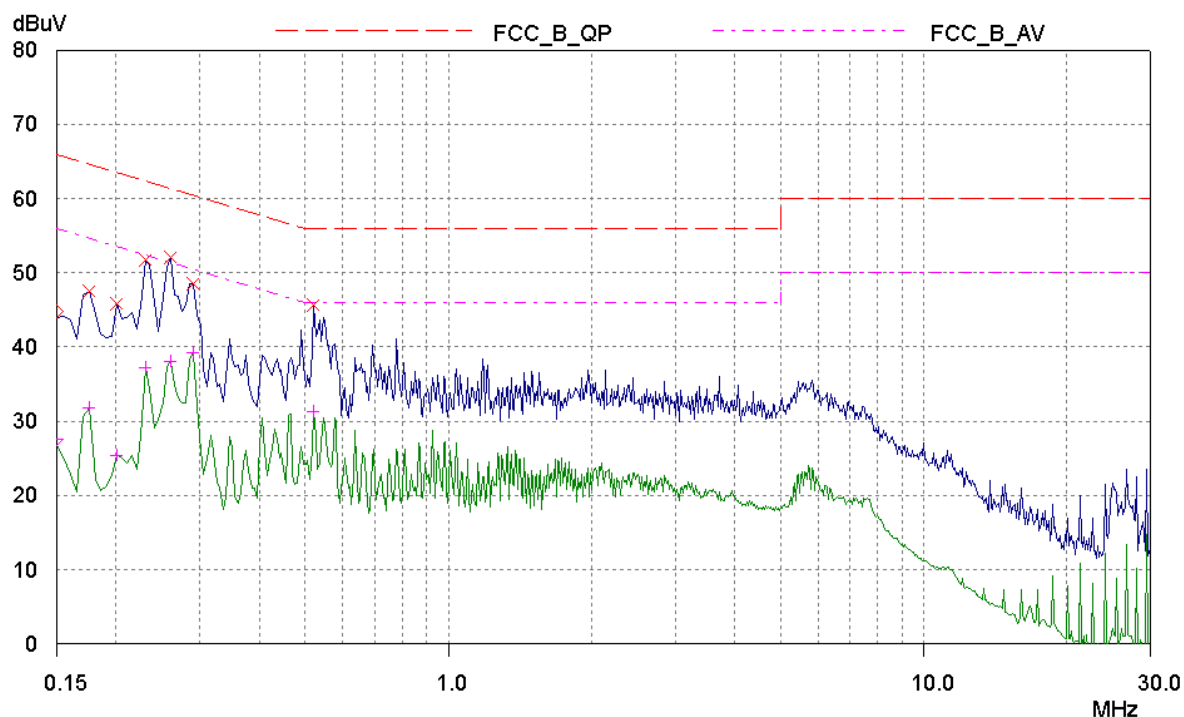
Tel: +82-31-339-9970 Fax: +82-31-339-9855

www.e-ctk.com

[HOT]



[NEUTRAL]





CTK Co., Ltd.
The Power Leader of Global Regulatory Compliance

CTK Co., Ltd.

386-1, Ho-dong, Cheoin-gu, Yongin-si, Gyeonggi-do, 449-100, Korea

Tel: +82-31-339-9970 Fax: +82-31-339-9855

www.e-ctk.com

APPENDIX A – Test Equipment Used For Tests

| | Name of Equipment | Manufacturer | Model No. | Serial No. | Due Date |
|----|-------------------------------|------------------------|-----------|--------------|------------|
| 1 | Spectrum Analyzer | Agilent | N9020A | MY48011598 | 2009-10-29 |
| 2 | Spectrum Analyzer | Rohde & Schwarz | FSP-30 | 100994 | 2009-10-31 |
| 4 | EMI Test Receiver | Rohde & Schwarz | ESVS30 | 826638/008 | 2009-03-07 |
| 5 | ULTRA Broadband Antenna | Rohde & Schwarz | HL562 | 361324/014 | 2009-06-12 |
| 6 | LOOP ANTENNA | EMCO | 6502 | 9107-2652 | 2010-10-13 |
| 7 | LOOP ANTENNA | EMCO | 6502 | 9607-3020 | 2009-03-06 |
| 8 | System Power Supply | HP | 6032A | 3440A-10521 | 2009-07-07 |
| 9 | EPM Series Power Meter | HP | E4418A | GB38272734 | 2009-10-31 |
| 10 | Power Sensor | HP | 8481A | 331BA92056 | 2009-11-10 |
| 11 | Power Sensor | HP | 8482B | 331BA05406 | 2009-11-10 |
| 12 | Audio Analyzer | HP | 8903B | 2747A03432 | 2009-11-03 |
| 13 | ESG-D Series Signal Generator | Agilent | E4432B | US40054094 | 2009-10-31 |
| 14 | SYNTHESIZED SWEEPER | HP | 8341B | 2819A01563 | 2009-10-31 |
| 15 | Modulation Analyzer | HP | 8901B | 3438A05228 | 2009-11-07 |
| 16 | Attenuator | HP | 8494A | 3308A33351 | 2009-10-31 |
| 18 | Temp&Humi Chamber | Kunpoong | KP-1000 | 2002KP050041 | 2009-01-21 |
| 19 | Temp&Humi Chamber | Kunpoong | KP-RC2000 | 2002KP650042 | 2009-01-21 |
| 20 | EMC Analyzer | Agilent | E7405A | MY45110859 | 2009-01-21 |
| 21 | Horn Antenna | ETS-Lindgren | 3115 | 00078894 | 2010-11-29 |
| 22 | Horn Antenna | ETS-Lindgren | 3115 | 00078895 | 2010-11-29 |
| 23 | Horn Antenna | ETS-Lindgren | 3116 | 00062504 | 2010-11-27 |
| 24 | Horn Antenna | ETS-Lindgren | 3116 | 00062916 | 2010-11-27 |
| 25 | Dipole Antenna | SCHWARZBECK | VHA 9103 | VHA91032557 | 2009-11-27 |
| 26 | Dipole Antenna | SCHWARZBECK | UHA 9105 | UHA91052417 | 2009-11-27 |
| 27 | OPT H64 AMPLIFIER | HP | 8447F | 3113A06814 | 2009-03-13 |
| 28 | PREAMPLIFIER | Agilent | 8449B | 3008A02307 | 2009-10-31 |
| 29 | Radio Communication Tester | Rohde & Schwarz | CMU200 | 106765 | 2009-02-14 |
| 30 | Band Reject Filter | Wainwright Instruments | WRCG824 | - | 2009-04-01 |
| 31 | Band Reject Filter | Wainwright Instruments | WRCG1750 | - | 2009-04-01 |