Conducted Spurious Emission

<1Mbps>

CSE Plot on Low Ch between 30MHz ~ 1 GHz	CSE Plot on Low Ch between 1GHz ~ 26.5GHz
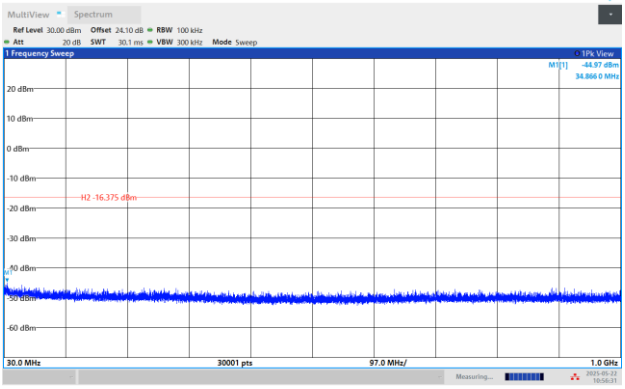	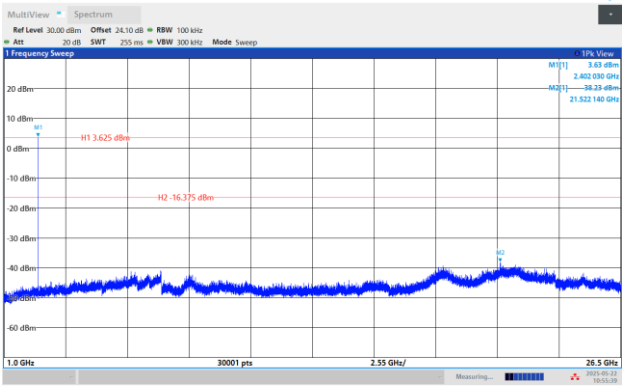
CSE Plot on Mid. Ch between 30MHz ~ 1 GHz	**CSE Plot on Mid. Ch between 1GHz ~ 26.5GHz**
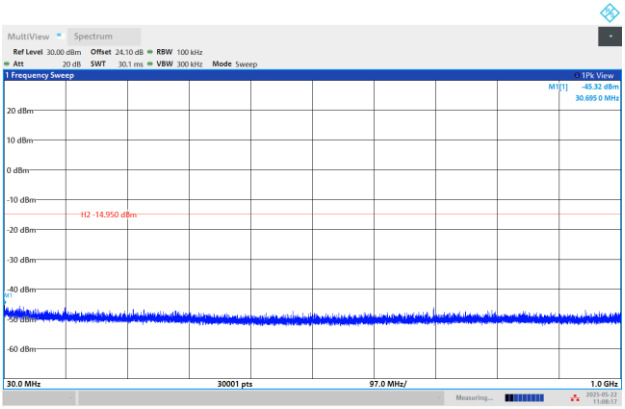	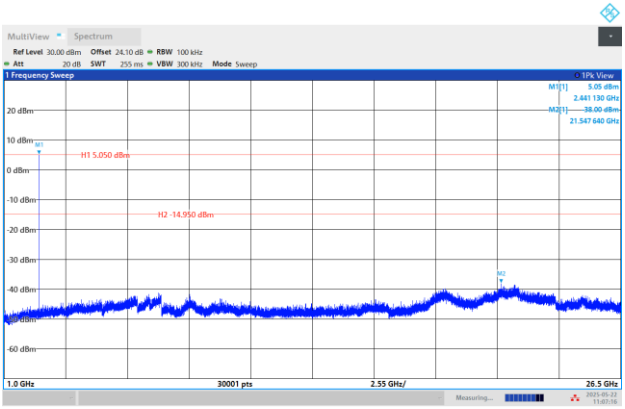
CSE Plot on High Ch between 30MHz ~ 1 GHz	**CSE Plot on High Ch between 1GHz ~ 26.5GHz**
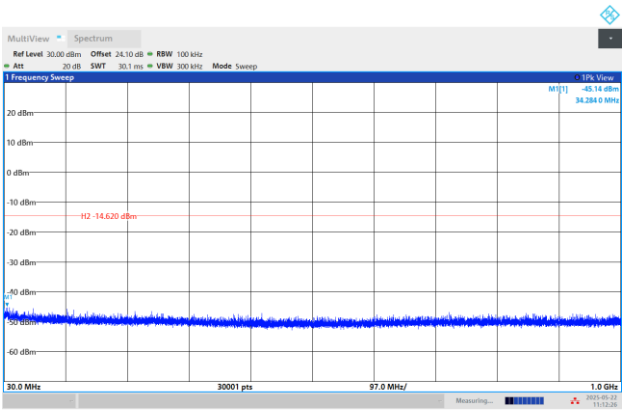	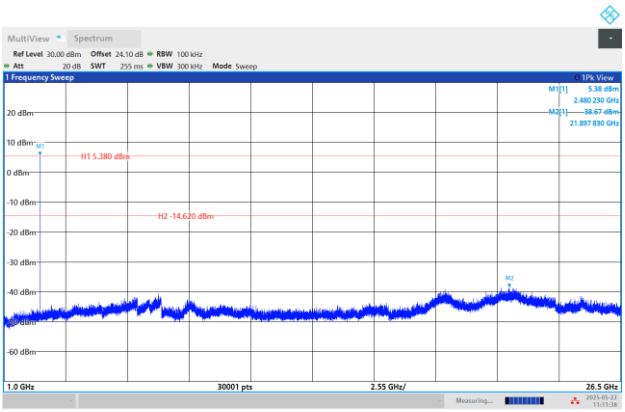

<2Mbps>

CSE Plot on Low Ch between 30MHz ~ 1 GHz	CSE Plot on Low Ch between 1GHz ~ 26.5GHz
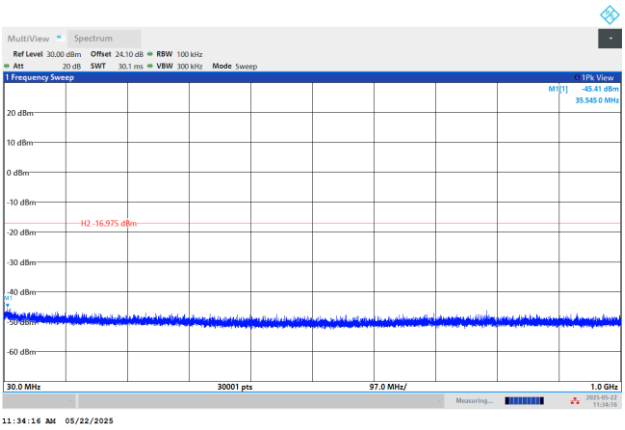	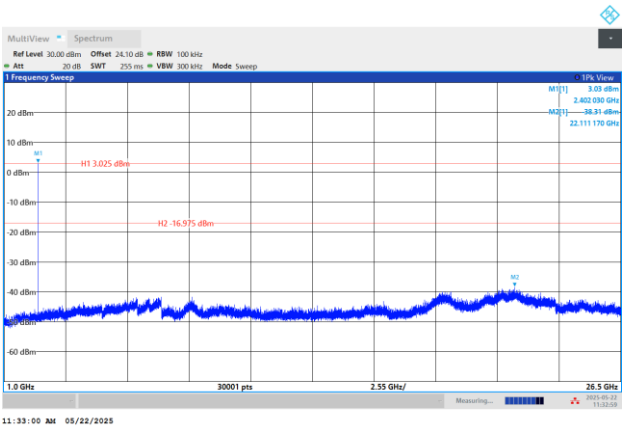
CSE Plot on Mid. Ch between 30MHz ~ 1 GHz	**CSE Plot on Mid. Ch between 1GHz ~ 26.5GHz**
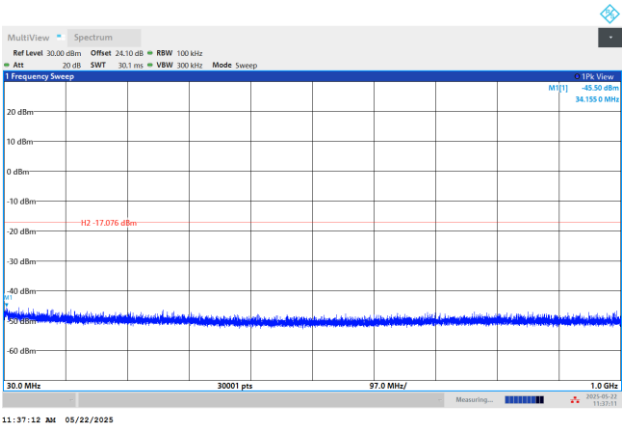	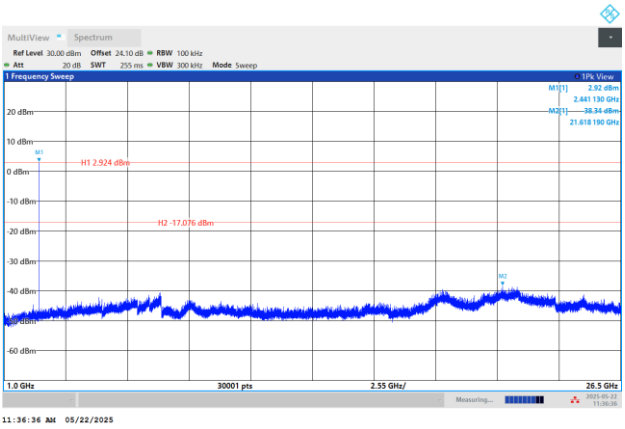
CSE Plot on High Ch between 30MHz ~ 1 GHz	**CSE Plot on High Ch between 1GHz ~ 26.5GHz**
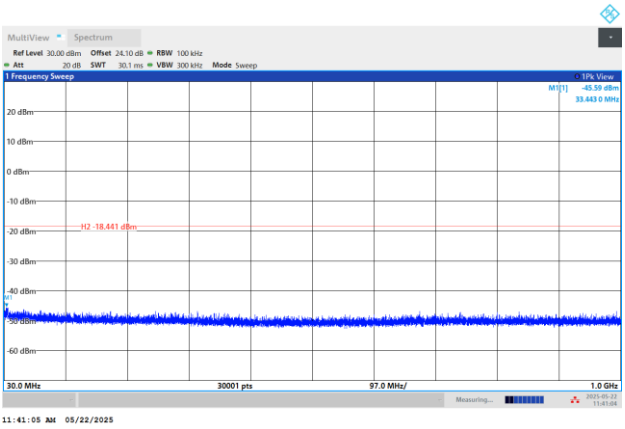	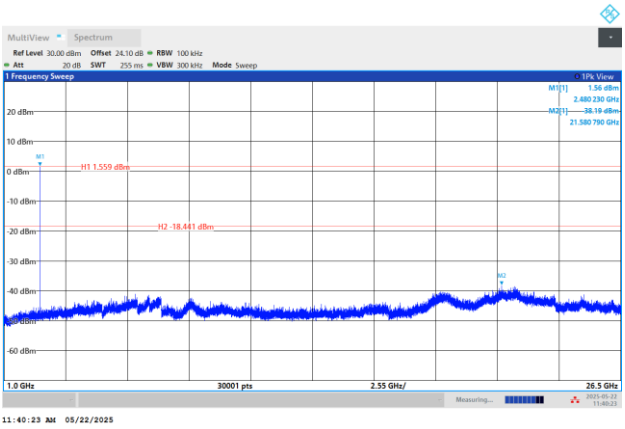

<3Mbps>

CSE Plot on Low Ch between 30MHz ~ 1 GHz	CSE Plot on Low Ch between 1GHz ~ 26.5GHz
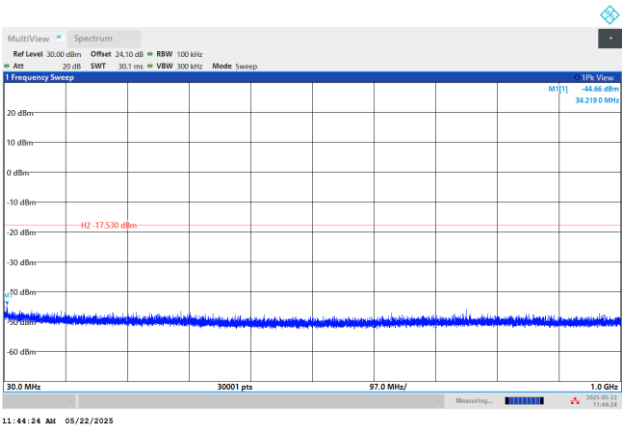	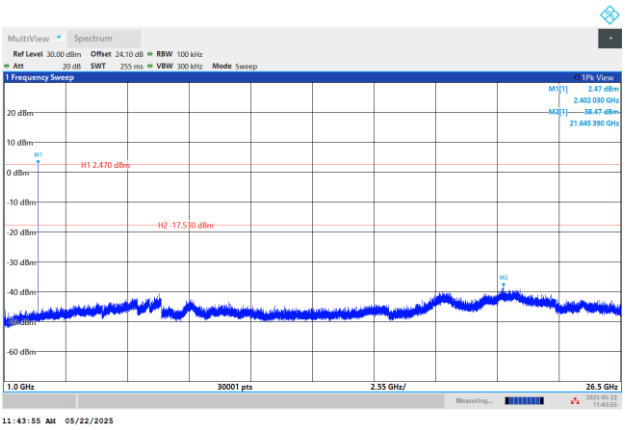
CSE Plot on Mid. Ch between 30MHz ~ 1 GHz	**CSE Plot on Mid. Ch between 1GHz ~ 26.5GHz**
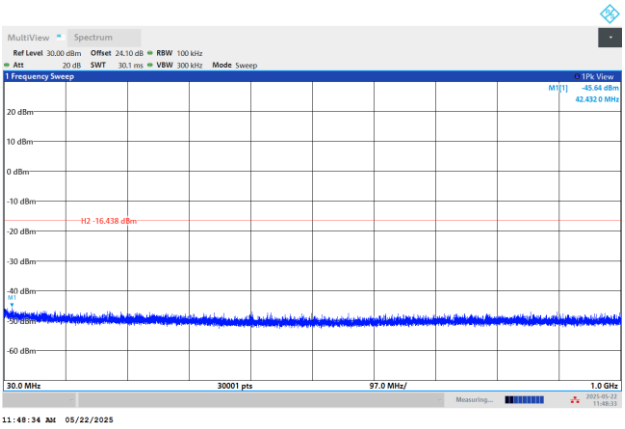	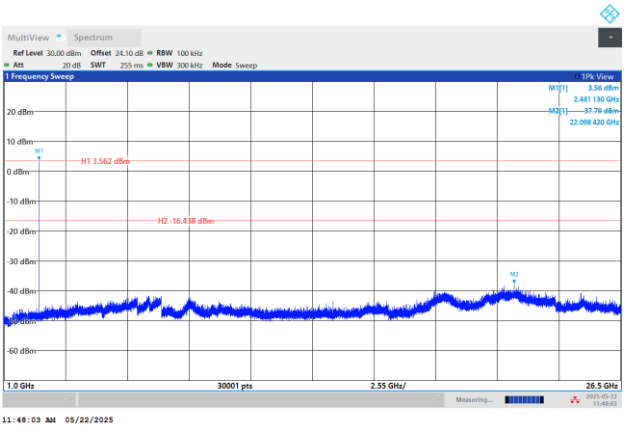
CSE Plot on High Ch between 30MHz ~ 1 GHz	**CSE Plot on High Ch between 1GHz ~ 26.5GHz**
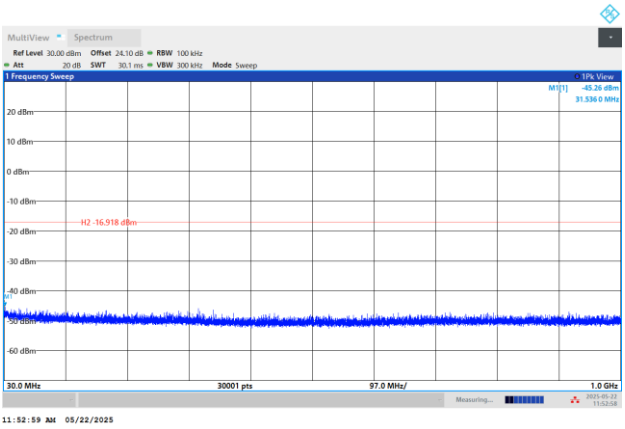	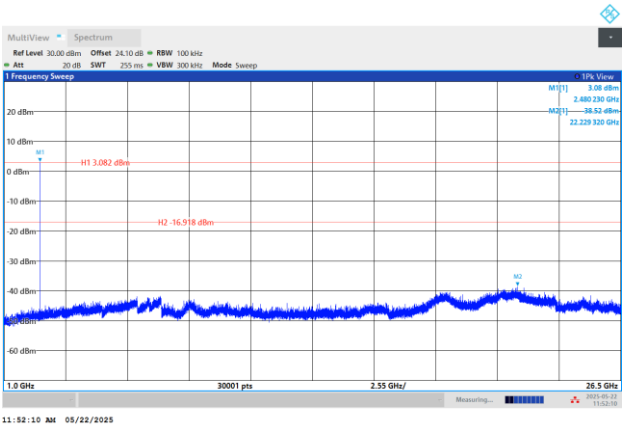

Appendix B. AC Conducted Emission Test Results

Test Engineer :	Louis Chung	**Temperature :**	23.5~26.1℃
		Relative Humidity :	52.3~62.7%

EUT Information

Report NO :	522804
Test Mode :	Mode 1
Test Voltage :	120Vac/60Hz
Phase :	Line

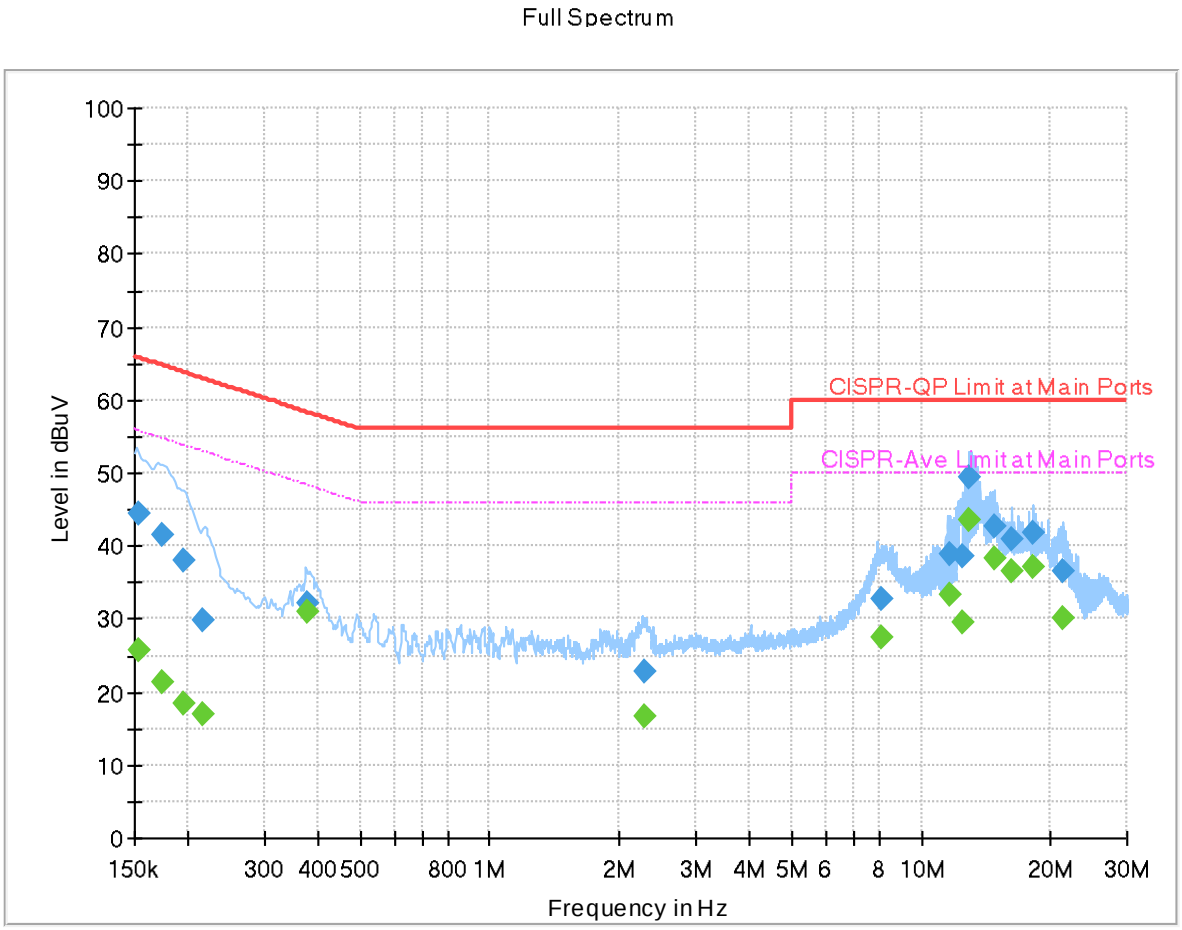

Final_Result

Frequency (MHz)	QuasiPeak (dBuV)	CAverage (dBuV)	Limit (dBuV)	Margin (dB)	Line	PE	Corr. (dB)
0.153443	---	25.82	55.81	29.99	L1	FLO	20.0
0.153443	44.41	---	65.81	21.40	L1	FLO	20.0
0.173310	---	21.36	54.80	33.44	L1	FLO	20.0
0.173310	41.66	---	64.80	23.14	L1	FLO	20.0
0.194730	---	18.47	53.83	35.36	L1	FLO	20.0
0.194730	37.90	---	63.83	25.93	L1	FLO	20.0
0.215250	---	16.95	53.00	36.05	L1	FLO	20.0
0.215250	29.89	---	63.00	33.11	L1	FLO	20.0
0.375900	---	30.96	48.37	17.41	L1	FLO	20.0
0.375900	32.28	---	58.37	26.09	L1	FLO	20.0
2.296140	---	16.80	46.00	29.20	L1	FLO	20.1
2.296140	22.77	---	56.00	33.23	L1	FLO	20.1
8.103750	---	27.45	50.00	22.55	L1	FLO	20.3
8.103750	32.78	---	60.00	27.22	L1	FLO	20.3
11.659380	---	33.20	50.00	16.80	L1	FLO	20.5
11.659380	38.83	---	60.00	21.17	L1	FLO	20.5
12.479550	---	29.58	50.00	20.42	L1	FLO	20.5
12.479550	38.46	---	60.00	21.54	L1	FLO	20.5
12.964650	---	43.48	50.00	6.52	L1	FLO	20.5

12.964650	49.39	---	60.00	10.61	L1	FLO	20.5
14.736750	---	38.20	50.00	11.80	L1	FLO	20.6
14.736750	42.68	---	60.00	17.32	L1	FLO	20.6
16.227870	---	36.53	50.00	13.47	L1	FLO	20.6
16.227870	40.98	---	60.00	19.02	L1	FLO	20.6
18.242610	---	37.22	50.00	12.78	L1	FLO	20.7
18.242610	41.73	---	60.00	18.27	L1	FLO	20.7
21.239160	---	29.98	50.00	20.02	L1	FLO	20.8
21.239160	36.50	---	60.00	23.50	L1	FLO	20.8

EUT Information

Report NO :	522804
Test Mode :	Mode 1
Test Voltage :	120Vac/60Hz
Phase :	Neutral

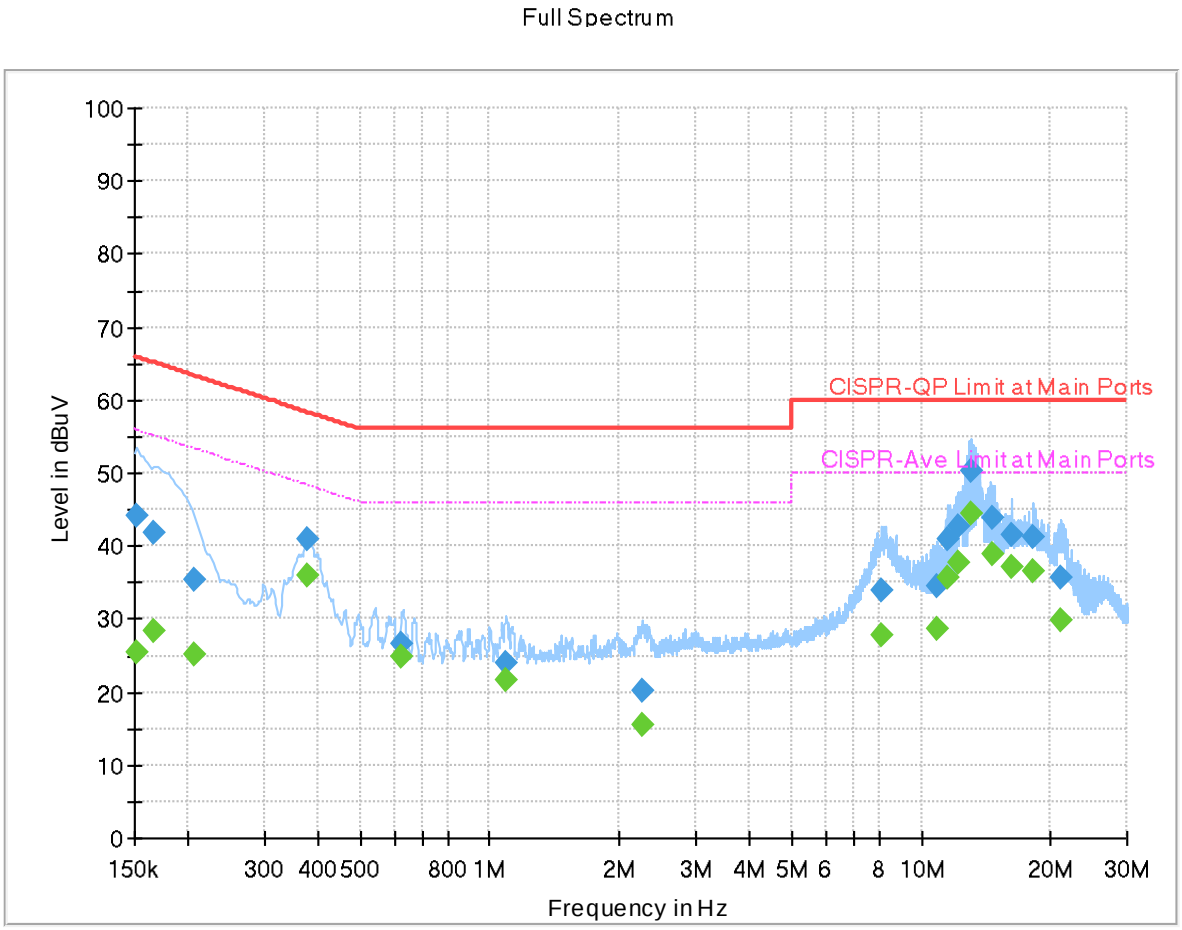

Final_Result

Frequency (MHz)	QuasiPeak (dBuV)	CAverage (dBuV)	Limit (dBuV)	Margin (dB)	Line	PE	Corr. (dB)
0.151485	44.19	---	65.92	21.73	N	FLO	20.0
0.151485	---	25.45	55.92	30.47	N	FLO	20.0
0.166290	41.67	---	65.14	23.47	N	FLO	20.0
0.166290	---	28.32	55.14	26.82	N	FLO	20.0
0.206250	35.41	---	63.36	27.95	N	FLO	20.0
0.206250	---	25.14	53.36	28.22	N	FLO	20.0
0.375360	40.80	---	58.38	17.58	N	FLO	20.0
0.375360	---	35.94	48.38	12.44	N	FLO	20.0
0.624750	26.64	---	56.00	29.36	N	FLO	20.0
0.624750	---	24.89	46.00	21.11	N	FLO	20.0
1.085010	24.01	---	56.00	31.99	N	FLO	20.0
1.085010	---	21.67	46.00	24.33	N	FLO	20.0
2.247000	20.28	---	56.00	35.72	N	FLO	20.1
2.247000	---	15.38	46.00	30.62	N	FLO	20.1
8.062980	33.83	---	60.00	26.17	N	FLO	20.3
8.062980	---	27.79	50.00	22.21	N	FLO	20.3
10.858380	34.51	---	60.00	25.49	N	FLO	20.4
10.858380	---	28.53	50.00	21.47	N	FLO	20.4
11.560290	41.01	---	60.00	18.99	N	FLO	20.5

11.560290	---	35.68	50.00	14.32	N	FLO	20.5
12.261750	42.83	---	60.00	17.17	N	FLO	20.5
12.261750	---	37.73	50.00	12.27	N	FLO	20.5
13.051680	50.15	---	60.00	9.85	N	FLO	20.5
13.051680	---	44.43	50.00	5.57	N	FLO	20.5
14.637750	43.76	---	60.00	16.24	N	FLO	20.6
14.637750	---	38.97	50.00	11.03	N	FLO	20.6
16.227870	41.38	---	60.00	18.62	N	FLO	20.7
16.227870	---	37.04	50.00	12.96	N	FLO	20.7
18.241350	41.28	---	60.00	18.72	N	FLO	20.8
18.241350	---	36.67	50.00	13.33	N	FLO	20.8
21.111540	35.63	---	60.00	24.37	N	FLO	20.9
21.111540	---	29.96	50.00	20.04	N	FLO	20.9

Appendix C. Radiated Spurious Emission Test Data

Test Engineer :	Ken Kuo, York Huang, and White Hou	**Relative Humidity(%):**	54.5~ 62.8
		Temperature(℃):	20.8~23.4

Note symbol

-L	**Low channel location**
-R	**High channel location**

C1-1. Radiated Spurious Emission Test Modes

Mode	Band (MHz)	Antenna	Modulation	Channel	Frequency	Data Rate	RU	Remark
Mode 1	2400-2483.5	1	Bluetooth BR_GFSK	00	2402	1Mbps	-	-
Mode 2	2400-2483.5	1	Bluetooth BR_GFSK	39	2441	1Mbps	-	-
Mode 3	2400-2483.5	1	Bluetooth BR_GFSK	78	2480	1Mbps	-	-
Mode 4	2400-2483.5	1	Bluetooth BR_GFSK	39	2441	1Mbps	-	LF
Mode 5	2400-2483.5	1	Bluetooth BR_GFSK	39	2441	1Mbps	-	SHF

C1-2. Summary of each worse mode

Mode	Modulation	Ch.	Freq. (MHz)	Level (dBuV/m)	Limit (dBuV/m)	Margin (dB)	Pol.	Peak Avg.	Result	RU	Remark
1	Bluetooth BR_GFSK	00	2384.61	42.45	74.00	-31.55	H	Peak	Pass	-	Band Edge
	Bluetooth BR_GFSK	00	4804.00	46.69	74.00	-27.31	V	Peak	Pass	-	Harmonic
2	Bluetooth BR_GFSK	39	2488.54	43.02	74.00	-30.98	H	Peak	Pass	-	Band Edge
	Bluetooth BR_GFSK	39	7323.00	50.77	74.00	-23.23	H	Peak	Pass	-	Harmonic
3	Bluetooth BR_GFSK	78	2483.52	46.23	74.00	-27.77	H	Peak	Pass	-	Band Edge
	Bluetooth BR_GFSK	78	7440.00	50.55	74.00	-23.45	H	Peak	Pass	-	Harmonic
4	Bluetooth BR_GFSK	39	67.83	31.62	40.00	-8.38	V	QP	Pass	-	LF
5	Bluetooth BR_GFSK	39	24057.80	40.99	74.00	-33.01	H	Peak	Pass	-	SHF

Mode	1	
	Band Edge	
	2400-2483.5_Bluetooth BR_GFSK_CH00_2402MHz	
ANT	1	
Pol.	Horizontal	Fundamental
Peak	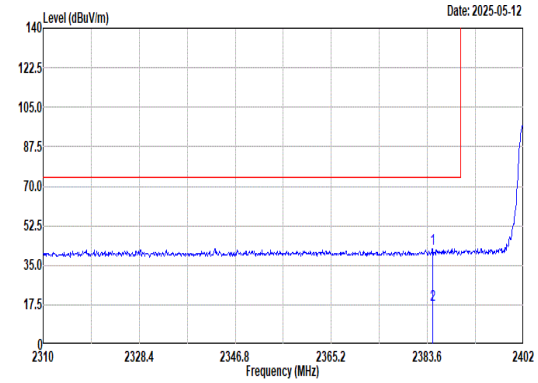 Site : 03CH22-HY Condition: PEAK_BE_74 3m 9120D_02038_240729 HORIZONTAL : RBW:1000.000kHz VBW:3000.000kHz SWT:Auto Freq Level Limit Line Margin Read Level Ant Factor Cable Loss Preamp Factor Aux Factor APos TPos Remark MHz dBuV/m dBuV/m dB dBuV dB/m dB dB dB cm deg 1 2384.61 42.45 74.00 -31.55 38.02 27.35 8.62 32.58 0.46 200 62 PEAK 2 2384.61 17.66 54.00 -36.34 -- -- -- -- -- 200 62 AVERAGE	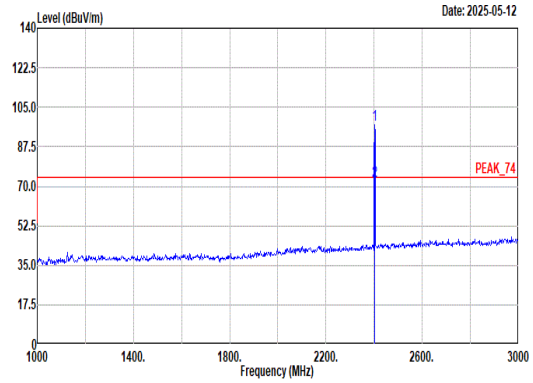 Site : 03CH22-HY Condition: PEAK_74 3m 9120D_02038_240729 HORIZONTAL : RBW:1000.000kHz VBW:3000.000kHz SWT:Auto Freq Level Limit Line Margin Read Level Ant Factor Cable Loss Preamp Factor Aux Factor APos TPos Remark MHz dBuV/m dBuV/m dB dBuV dB/m dB dB dB cm deg 1 2402.00 97.01 ------ ------ 92.50 27.42 8.65 32.60 0.46 200 62 PEAK 2 2402.00 72.22 ------ ------ -- -- -- -- -- 200 62 AVERAGE

Mode	1	
	Band Edge	
	2400-2483.5_Bluetooth BR_GFSK_CH00_2402MHz	
ANT	1	
Pol.	Vertical	Fundamental
Peak	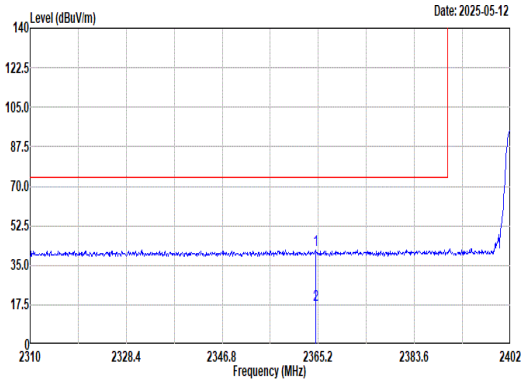 Site : 03CH22-HY Condition: PEAK_BE_74 3m 9120D_02038_240729 VERTICAL : RBW:1000.000kHz VBW:3000.000kHz SWT:Auto Freq Level Limit Line Margin Read Level Ant Factor Cable Loss Preamp Factor Aux Factor APos TPos Remark MHz dBuV/m dBuV/m dB dBuV dB/m dB dB dB cm deg 1 2364.65 41.97 74.00 -32.03 37.63 27.30 8.58 32.57 0.46 100 64 PEAK 2 2364.65 17.18 54.00 -36.82 -- -- -- -- -- 100 64 AVERAGE	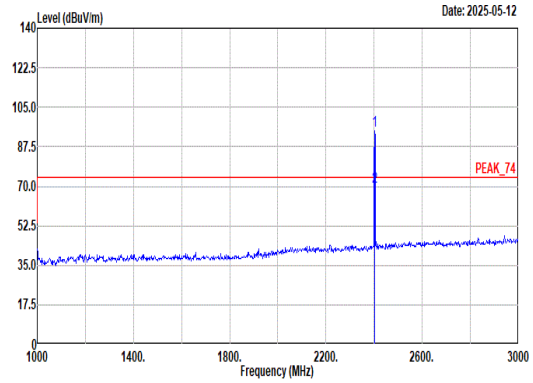 Site : 03CH22-HY Condition: PEAK_74 3m 9120D_02038_240729 VERTICAL : RBW:1000.000kHz VBW:3000.000kHz SWT:Auto Freq Level Limit Line Margin Read Level Ant Factor Cable Loss Preamp Factor Aux Factor APos TPos Remark MHz dBuV/m dBuV/m dB dBuV dB/m dB dB dB cm deg 1 2402.00 94.79 ------ ------ 90.28 27.42 8.65 32.60 0.46 100 64 PEAK 2 2402.00 70.00 ------ ------ -- -- -- -- -- 100 64 AVERAGE

Mode	1	
	Harmonic	
	2400-2483.5_Bluetooth BR_GFSK_CH00_2402MHz	
ANT	1	
Pol.	Horizontal	Vertical
Peak Avg	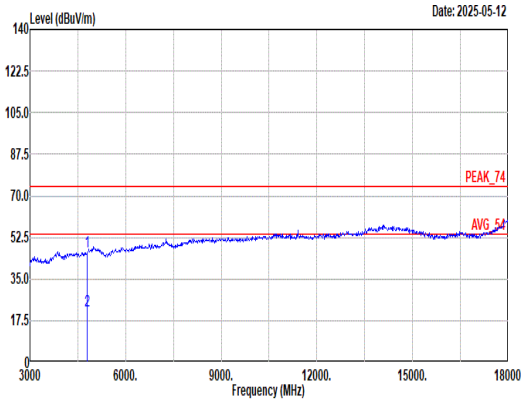 Site : 03CH22-HY Condition: PEAK_74 3m 9120D_02038_240729 HORIZONTAL Freq Level Limit Line Margin Read Level Ant Factor Cable Loss Preamp Factor Aux Factor APos TPos Remark MHz dBuV/m dBuV/m dB dBuV dB/m dB dB dB cm deg 1 4804.00 46.30 74.00 -27.70 32.99 32.32 12.42 33.67 1.41 -- -- PEAK 2 4804.00 21.51 54.00 -32.49 -- -- -- -- -- -- -- Average	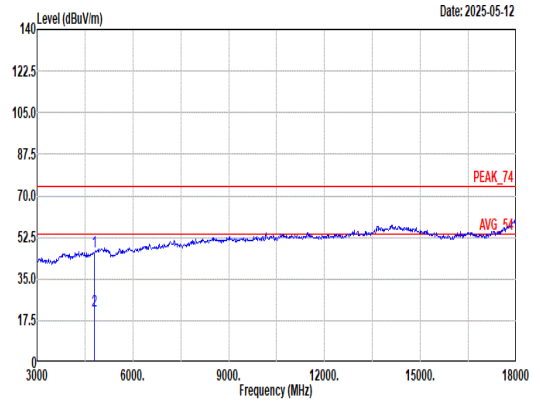 Site : 03CH22-HY Condition: PEAK_74 3m 9120D_02038_240729 VERTICAL Freq Level Limit Line Margin Read Level Ant Factor Cable Loss Preamp Factor Aux Factor APos TPos Remark MHz dBuV/m dBuV/m dB dBuV dB/m dB dB dB cm deg 1 4804.00 46.69 74.00 -27.31 33.38 32.32 12.42 33.67 1.41 -- -- PEAK 2 4804.00 21.90 54.00 -32.10 -- -- -- -- -- -- -- Average

Mode	1	
	Harmonic	
	2400-2483.5_Bluetooth BR_GFSK_CH00_2402MHz	
ANT	1	
Pol.	Horizontal	Vertical
10.6G ~18G Avg	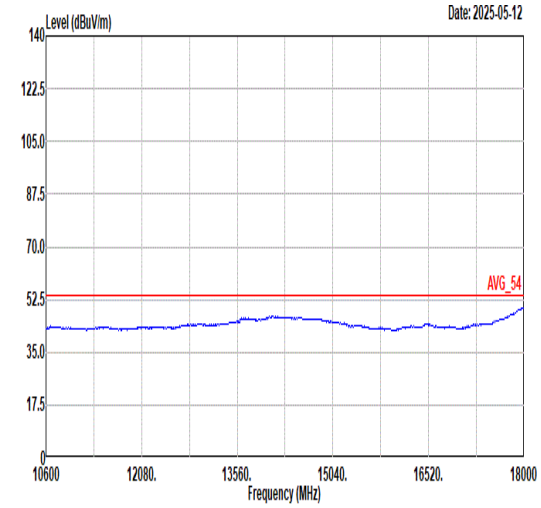 Site : 03CH22-HY Condition: AVG_54 3m 9120D_02038_240729 HORIZONTAL	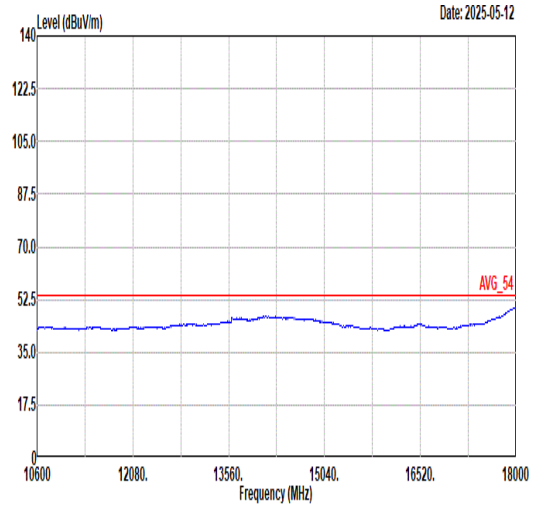 Site : 03CH22-HY Condition: AVG_54 3m 9120D_02038_240729 VERTICAL

Mode	2	
	Band Edge - L	
	2400-2483.5_Bluetooth BR_GFSK_CH39_2441MHz	
ANT	1	
Pol.	Horizontal	Fundamental
Peak	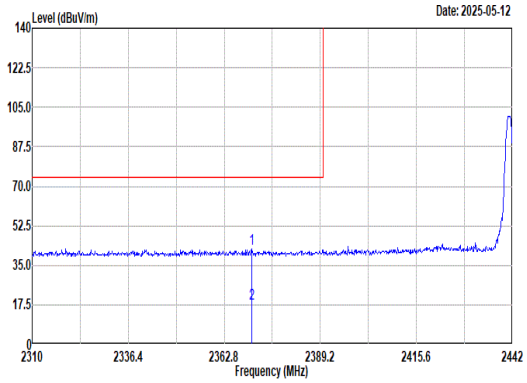 Site : 03CH22-HY Condition: PEAK_BE_74 3m 9120D_02038_240729 HORIZONTAL : RBW:1000.000kHz VBW:3000.000kHz SWT:Auto Freq Level Limit Line Margin Read Level Ant Factor Cable Loss Preamp Factor Aux Factor APos TPos Remark MHz dBuV/m dBuV/m dB dBuV dB/m dB dB dB cm deg 1 2370.32 42.51 74.00 -31.49 38.15 27.30 8.60 32.57 0.46 400 48 PEAK 2 2370.32 17.72 54.00 -36.28 -- -- -- -- -- 400 48 AVERAGE	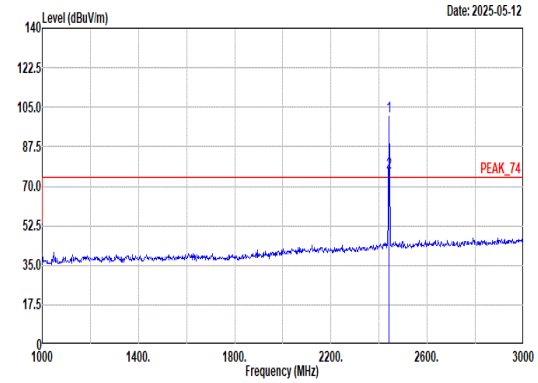 Site : 03CH22-HY Condition: PEAK_74 3m 9120D_02038_240729 HORIZONTAL : RBW:1000.000kHz VBW:3000.000kHz SWT:Auto Freq Level Limit Line Margin Read Level Ant Factor Cable Loss Preamp Factor Aux Factor APos TPos Remark MHz dBuV/m dBuV/m dB dBuV dB/m dB dB dB cm deg 1 2441.00 101.05 ------ ------ 96.27 27.60 8.73 32.62 0.49 400 48 PEAK 2 2441.00 76.26 ------ ------ -- -- -- -- -- 400 48 AVERAGE

Mode	2	
	Band Edge - R	
	2400-2483.5_Bluetooth BR_GFSK_CH39_2441MHz	
ANT	1	
Pol.	Horizontal	Fundamental
Peak	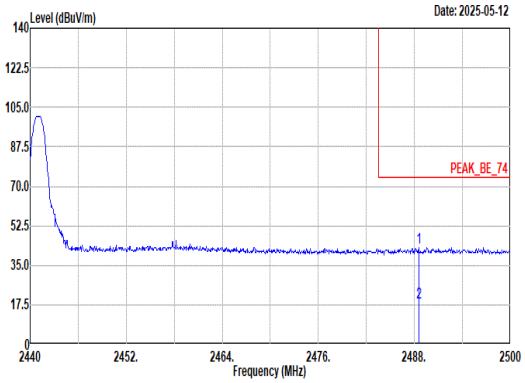 Site : 03CH22-HY Condition: PEAK_BE_74 3m 9120D_02038_240729 HORIZONTAL : RBW:1000.000kHz VBW:3000.000kHz SWT:Auto Limit Read Ant Cable Preamp Aux APos TPos Freq Level Line Margin Level Factor Loss Factor Factor Remark MHz dBuV/m dBuV/m dB dBuV dB/m dB dB dB cm deg 1 2488.54 43.02 74.00 -30.98 37.98 27.79 8.81 32.65 0.51 400 48 PEAK 2 2488.54 18.23 54.00 -35.77 -- -- -- -- -- 400 48 AVERAGE	Blank

Mode	2	
	Band Edge - L	
	2400-2483.5_Bluetooth BR_GFSK_CH39_2441MHz	
ANT	1	
Pol.	Vertical	Fundamental
Peak	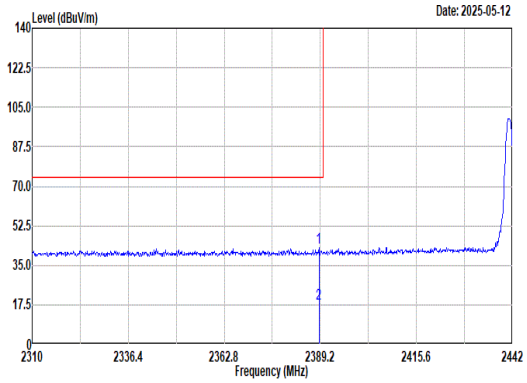 Site : 03CH22-HY Condition: PEAK_BE_74 3m 9120D_02038_240729 VERTICAL : RBW:1000.000kHz VBW:3000.000kHz SWT:Auto Freq Level Limit Line Margin Read Level Ant Factor Cable Loss Preamp Factor Aux Factor APos TPos Remark MHz dBuV/m dBuV/m dB dBuV dB/m dB dB dB cm deg 1 2388.80 42.60 74.00 -31.40 38.13 27.39 8.63 32.59 0.46 158 68 PEAK 2 2388.80 17.81 54.00 -36.19 -- -- -- -- -- 158 68 AVERAGE	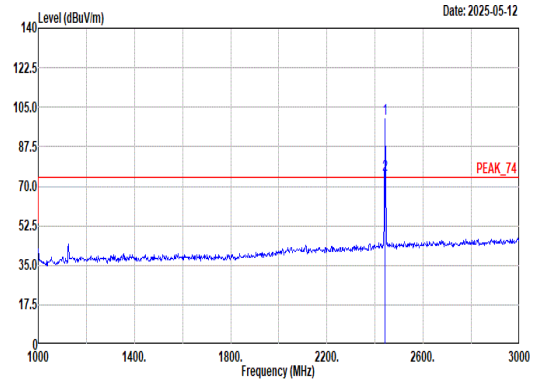 Site : 03CH22-HY Condition: PEAK_74 3m 9120D_02038_240729 VERTICAL : RBW:1000.000kHz VBW:3000.000kHz SWT:Auto Freq Level Limit Line Margin Read Level Ant Factor Cable Loss Preamp Factor Aux Factor APos TPos Remark MHz dBuV/m dBuV/m dB dBuV dB/m dB dB dB cm deg 1 2441.00 99.80 ------ ------ 95.02 27.60 8.73 32.62 0.49 158 68 PEAK 2 2441.00 75.01 ------ ------ -- -- -- -- -- 158 68 AVERAGE

Mode	2	
	Band Edge - R	
	2400-2483.5_Bluetooth BR_GFSK_CH39_2441MHz	
ANT	1	
Pol.	Vertical	Fundamental
Peak	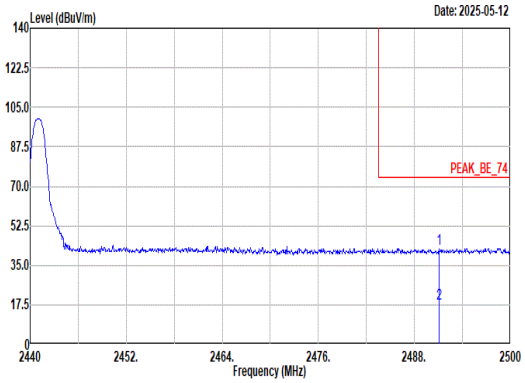 Site : 03CH22-HY Condition: PEAK_BE_74 3m 9120D_02038_240729 VERTICAL : RBW:1000.000kHz VBW:3000.000kHz SWT:Auto Limit Read Ant Cable Preamp Aux APos TPos Freq Level Line Margin Level Factor Loss Factor Factor Remark MHz dBuV/m dBuV/m dB dBuV dB/m dB dB dB cm deg 1 2491.12 42.50 74.00 -31.50 37.44 27.80 8.82 32.65 0.51 158 68 PEAK 2 2491.12 17.71 54.00 -36.29 -- -- -- -- -- 158 68 AVERAGE	Blank

Mode	2	
	Harmonic	
	2400-2483.5_Bluetooth BR_GFSK_CH39_2441MHz	
ANT	1	
Pol.	Horizontal	Vertical
Peak Avg	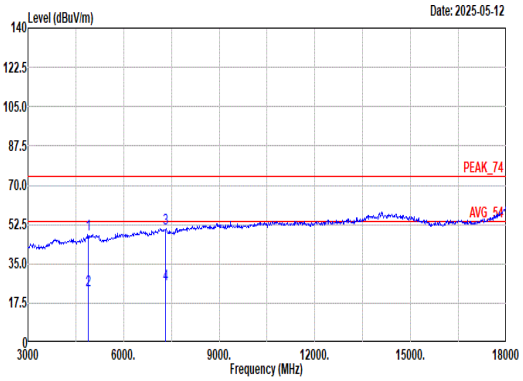 Site : 03CH22-HY Condition: PEAK_74 3m 9120D_02038_240729 HORIZONTAL Freq Level Limit Line Margin Read Level Ant Factor Cable Loss Preamp Factor Aux Factor APos TPos Remark MHz dBuV/m dBuV/m dB dBuV dB/m dB dB dB cm deg 1 4882.00 47.82 74.00 -26.18 34.39 32.56 12.49 33.67 1.24 -- -- PEAK 2 4882.00 23.03 54.00 -30.97 -- -- -- -- -- -- -- Average 3 7323.00 50.77 74.00 -23.23 33.20 36.71 15.41 36.61 1.01 -- -- PEAK 4 7323.00 25.98 54.00 -28.02 -- -- -- -- -- -- -- Average	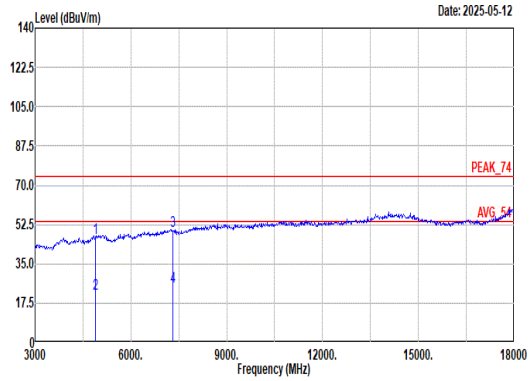 Site : 03CH22-HY Condition: PEAK_74 3m 9120D_02038_240729 VERTICAL Freq Level Limit Line Margin Read Level Ant Factor Cable Loss Preamp Factor Aux Factor APos TPos Remark MHz dBuV/m dBuV/m dB dBuV dB/m dB dB dB cm deg 1 4882.00 46.54 74.00 -27.46 33.11 32.56 12.49 33.67 1.24 -- -- PEAK 2 4882.00 21.75 54.00 -32.25 -- -- -- -- -- -- -- Average 3 7323.00 49.75 74.00 -24.25 32.18 36.71 15.41 36.61 1.01 -- -- PEAK 4 7323.00 24.96 54.00 -29.04 -- -- -- -- -- -- -- Average

Mode	2	
	Harmonic	
	2400-2483.5_Bluetooth BR_GFSK_CH39_2441MHz	
ANT	1	
Pol.	Horizontal	Vertical
10.6G ~18G Avg	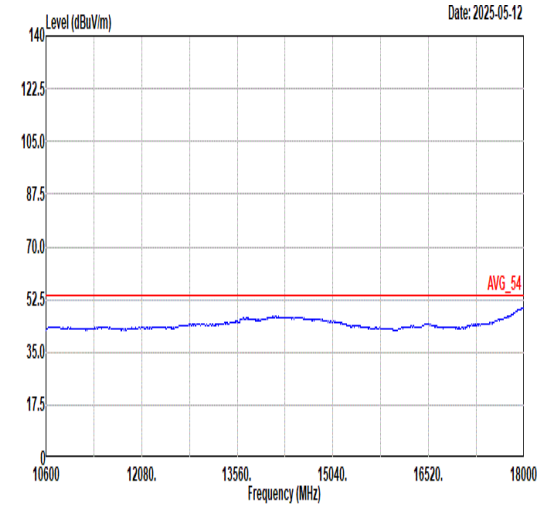 Site : 03CH22-HY Condition: AVG_54 3m 9120D_02038_240729 HORIZONTAL	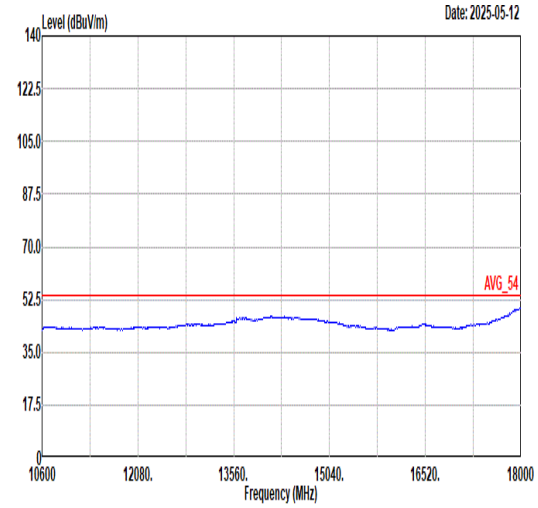 Site : 03CH22-HY Condition: AVG_54 3m 9120D_02038_240729 VERTICAL

Mode	3	
	Band Edge	
	2400-2483.5_Bluetooth BR_GFSK_CH78_2480MHz	
ANT	1	
Pol.	Horizontal	Fundamental
Peak	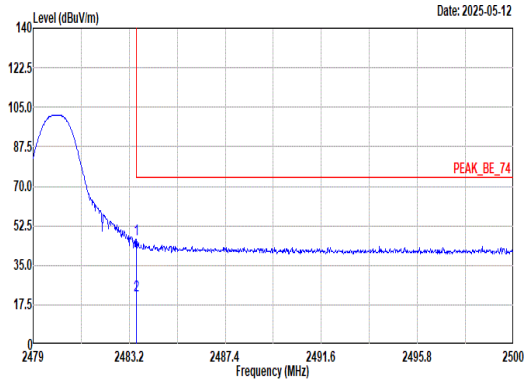 Site : 03CH22-HY Condition: PEAK_BE_74 3m 9120D_02038_240729 HORIZONTAL : RBW:1000.000kHz VBW:3000.000kHz SWT:Auto Freq Level Limit Line Margin Read Level Ant Factor Cable Loss Preamp Factor Aux Factor APos TPos Remark MHz dBuV/m dBuV/m dB dBuV dB/m dB dB dB cm deg 1 2483.52 46.23 74.00 -27.77 41.25 27.74 8.80 32.65 0.51 157 142 PEAK 2 2483.52 21.44 54.00 -32.56 -- -- -- -- -- 157 142 AVERAGE	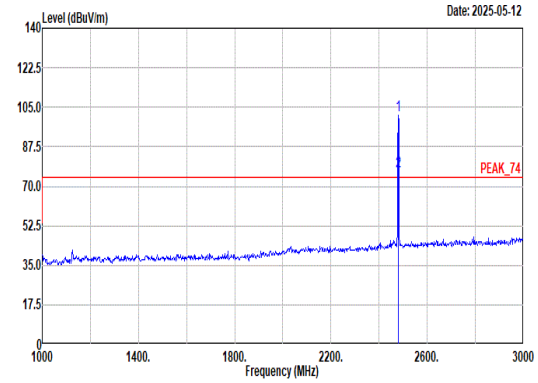 Site : 03CH22-HY Condition: PEAK_74 3m 9120D_02038_240729 HORIZONTAL : RBW:1000.000kHz VBW:3000.000kHz SWT:Auto Freq Level Limit Line Margin Read Level Ant Factor Cable Loss Preamp Factor Aux Factor APos TPos Remark MHz dBuV/m dBuV/m dB dBuV dB/m dB dB dB cm deg 1 2480.00 101.44 ------ ------ 96.50 27.70 8.80 32.65 0.51 157 142 PEAK 2 2480.00 76.65 ------ ------ -- -- -- -- -- 157 142 AVERAGE

Mode	3	
	Band Edge	
	2400-2483.5_Bluetooth BR_GFSK_CH78_2480MHz	
ANT	1	
Pol.	Vertical	Fundamental
Peak	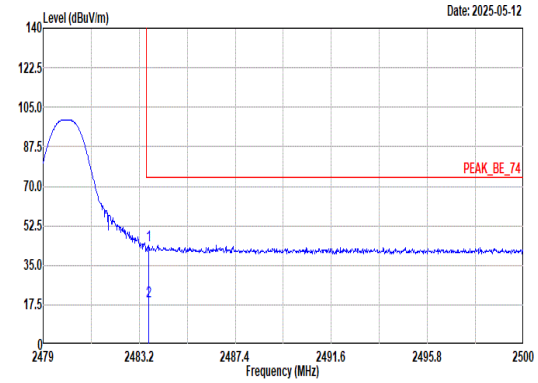 Site : 03CH22-HY Condition: PEAK_BE_74 3m 9120D_02038_240729 VERTICAL : RBW:1000.000kHz VBW:3000.000kHz SWT:Auto Freq Level Limit Line Margin Read Level Ant Factor Cable Loss Preamp Factor Aux Factor APos TPos Remark MHz dBuV/m dBuV/m dB dBuV dB/m dB dB dB cm deg 1 2483.60 44.01 74.00 -29.99 39.03 27.74 8.80 32.65 0.51 178 74 PEAK 2 2483.60 19.22 54.00 -34.78 -- -- -- -- -- 178 74 AVERAGE	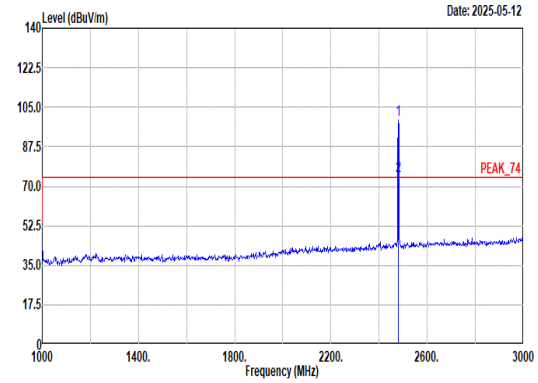 Site : 03CH22-HY Condition: PEAK_74 3m 9120D_02038_240729 VERTICAL : RBW:1000.000kHz VBW:3000.000kHz SWT:Auto Freq Level Limit Line Margin Read Level Ant Factor Cable Loss Preamp Factor Aux Factor APos TPos Remark MHz dBuV/m dBuV/m dB dBuV dB/m dB dB dB cm deg 1 2480.00 99.37 ------ ------ 94.43 27.70 8.80 32.65 0.51 178 74 PEAK 2 2480.00 74.58 ------ ------ -- -- -- -- -- 178 74 AVERAGE

Mode	3	
	Harmonic	
	2400-2483.5_Bluetooth BR_GFSK_CH78_2480MHz	
ANT	1	
Pol.	Horizontal	Vertical
Peak Avg	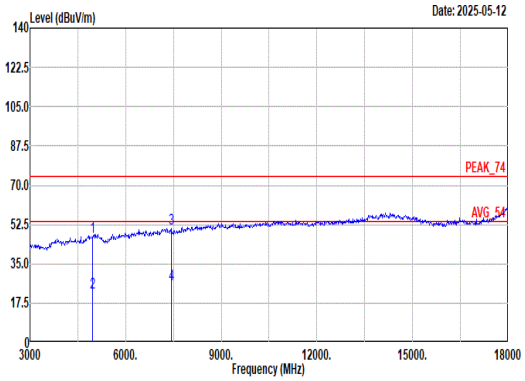 Site : 03CH22-HY Condition: PEAK_74 3m 9120D_02038_240729 HORIZONTAL Freq Level Limit Line Margin Read Level Ant Factor Cable Loss Preamp Factor Aux Factor APos TPos Remark 1 4960.00 47.07 74.00 -26.93 33.34 32.98 12.56 33.67 1.08 -- -- PEAK 2 4960.00 22.28 54.00 -31.72 -- -- -- -- -- -- -- Average 3 7440.00 50.55 74.00 -23.45 33.40 36.30 15.55 36.79 1.03 -- -- PEAK 4 7440.00 25.76 54.00 -28.24 -- -- -- -- -- -- -- Average	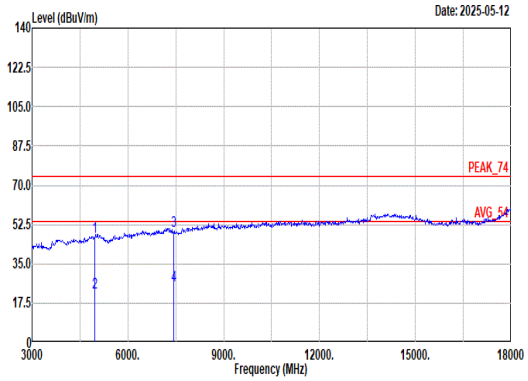 Site : 03CH22-HY Condition: PEAK_74 3m 9120D_02038_240729 VERTICAL Freq Level Limit Line Margin Read Level Ant Factor Cable Loss Preamp Factor Aux Factor APos TPos Remark 1 4960.00 47.18 74.00 -26.82 33.45 32.98 12.56 33.67 1.08 -- -- PEAK 2 4960.00 22.39 54.00 -31.61 -- -- -- -- -- -- -- Average 3 7440.00 49.90 74.00 -24.10 32.75 36.30 15.55 36.79 1.03 -- -- PEAK 4 7440.00 25.11 54.00 -28.89 -- -- -- -- -- -- -- Average

Mode	3	
	Harmonic	
	2400-2483.5_Bluetooth BR_GFSK_CH78_2480MHz	
ANT	1	
Pol.	Horizontal	Vertical
10.6G ~18G Avg	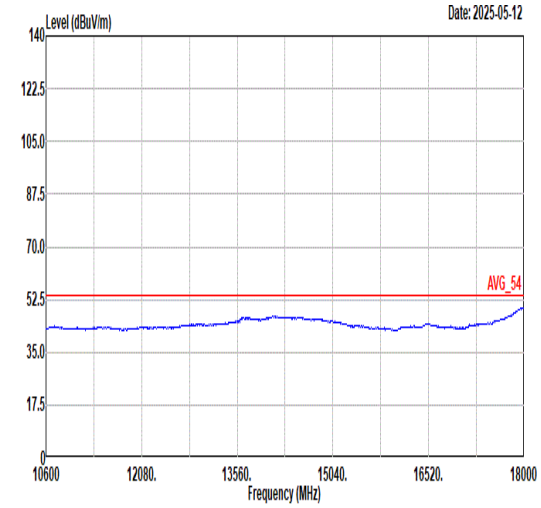 Site : 03CH22-HY Condition: AVG_54 3m 9120D_02038_240729 HORIZONTAL	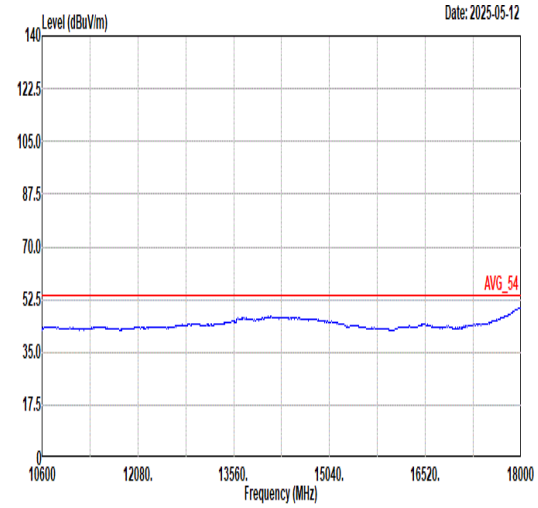 Site : 03CH22-HY Condition: AVG_54 3m 9120D_02038_240729 VERTICAL

Mode	4	
	LF	
	2400-2483.5_Bluetooth BR_GFSK_CH39_2441MHz	
ANT	1	
Pol.	Horizontal	Vertical
QP/ Peak	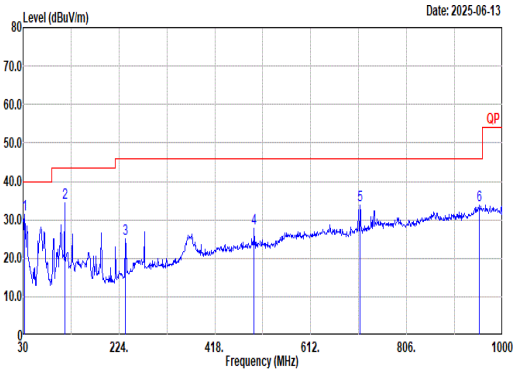 Site : 03CH22-HY Condition: QP 3m Bilog_63304_241217 HORIZONTAL 		Freq	Level	Limit Line	Margin	Read Level	Ant Factor	Cable Loss	Preamp Factor	Aux Factor	APos	TPos	Remark
---	---	---	---	---	---	---	---	---	---	---	---	---
	MHz	dBuV/m	dBuV/m	dB	dBuV	dB/m	dB	dB	dB	cm	deg	
1	33.88	31.33	40.00	-8.67	39.94	23.12	0.90	32.66	0.03	--	--	Peak
2	114.39	34.43	43.50	-9.07	48.20	17.14	1.72	32.69	0.06	--	--	Peak
3	236.61	24.94	46.00	-21.06	38.09	16.89	2.50	32.62	0.08	--	--	Peak
4	497.54	27.83	46.00	-18.17	32.91	23.90	3.67	32.80	0.15	--	--	Peak
5	711.91	33.80	46.00	-12.20	35.13	26.88	4.44	32.80	0.15	--	--	Peak
6	953.44	33.84	46.00	-12.16	28.43	31.41	5.07	31.30	0.23	--	--	Peak | Site : 03CH22-HY Condition: QP 3m Bilog_63304_241217 VERTICAL |	Freq	Level	Limit Line	Margin	Read Level	Ant Factor	Cable Loss	Preamp Factor	Aux Factor	APos	TPos	Remark
---	---	---	---	---	---	---	---	---	---	---	---	---
	MHz	dBuV/m	dBuV/m	dB	dBuV	dB/m	dB	dB	dB	cm	deg	
1	36.79	31.52	40.00	-8.48	41.62	21.58	0.94	32.65	0.03	100	291	QP
2	67.83	31.62	40.00	-8.38	50.58	12.35	1.35	32.70	0.04	100	1	QP
3	108.57	30.98	43.50	-12.52	45.26	16.67	1.69	32.70	0.06	--	--	Peak
4	492.69	25.16	46.00	-20.84	30.31	23.85	3.66	32.80	0.14	--	--	Peak
5	741.01	35.68	46.00	-10.32	35.50	28.12	4.55	32.66	0.17	--	--	Peak
6	899.12	37.79	46.00	-8.21	35.28	29.20	4.94	31.85	0.22	--	--	Peak	 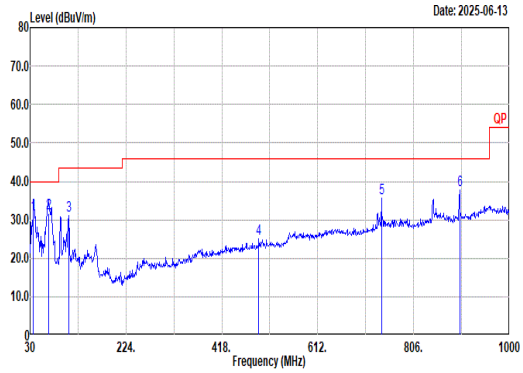	

Mode	5	
	SHF	
	2400-2483.5_Bluetooth BR_GFSK_CH39_2441MHz	
ANT	1	
Pol.	Horizontal	Vertical
Peak	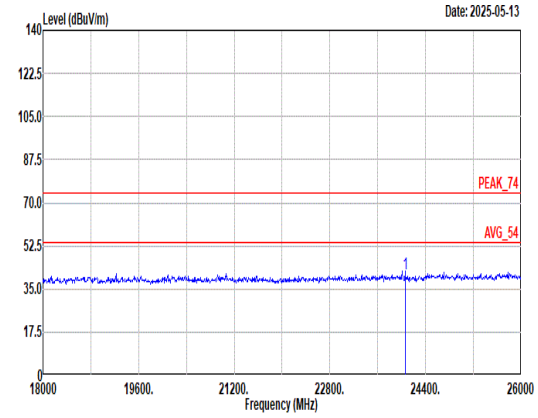 Site : 03CH22-HY Condition: PEAK_74 1m SHF_1223_240624 HORIZONTAL Freq Level Limit Line Margin Read Level Ant Factor Cable Loss Preamp Factor Aux Factor APos TPos Remark MHz dBuV/m dBuV/m dB dBuV dB/m dB dB dB cm deg 1 24057.80 40.99 74.00 -33.01 42.94 38.78 29.00 60.19 -9.54 -- -- PEAK	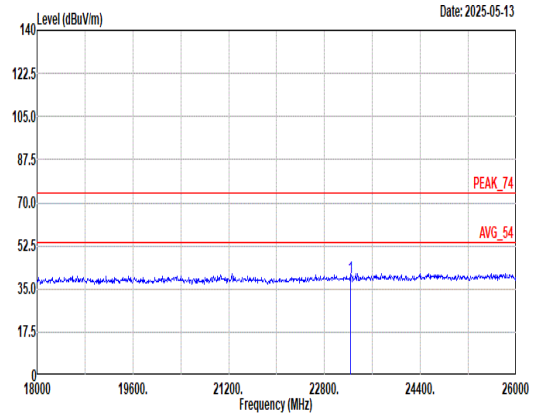 Site : 03CH22-HY Condition: PEAK_74 1m SHF_1223_240624 VERTICAL Freq Level Limit Line Margin Read Level Ant Factor Cable Loss Preamp Factor Aux Factor APos TPos Remark MHz dBuV/m dBuV/m dB dBuV dB/m dB dB dB cm deg 1 23238.23 39.58 74.00 -34.42 41.94 39.00 28.38 60.20 -9.54 -- -- PEAK

C2-1. Radiated Spurious Emission Test Modes

Mode	Band (MHz)	Antenna	Modulation	Channel	Frequency	Data Rate	RU	Remark
Mode 1	2400-2483.5	2	Bluetooth BR_GFSK	00	2402	1Mbps	-	-
Mode 2	2400-2483.5	2	Bluetooth BR_GFSK	39	2441	1Mbps	-	-
Mode 3	2400-2483.5	2	Bluetooth BR_GFSK	78	2480	1Mbps	-	-
Mode 4	2400-2483.5	2	Bluetooth BR_GFSK	39	2441	1Mbps	-	LF
Mode 5	2400-2483.5	2	Bluetooth BR_GFSK	39	2441	1Mbps	-	SHF

C2-2. Summary of each worse mode

Mode	Modulation	Ch.	Freq. (MHz)	Level (dBuV/m)	Limit (dBuV/m)	Margin (dB)	Pol.	Peak Avg.	Result	RU	Remark
1	Bluetooth BR_GFSK	00	2364.37	42.67	74.00	-31.33	V	Peak	Pass	-	Band Edge
	Bluetooth BR_GFSK	00	4804.00	46.58	74.00	-27.42	V	Peak	Pass	-	Harmonic
2	Bluetooth BR_GFSK	39	2495.14	43.32	74.00	-30.68	H	Peak	Pass	-	Band Edge
	Bluetooth BR_GFSK	39	7323.00	50.21	74.00	-23.79	V	Peak	Pass	-	Harmonic
3	Bluetooth BR_GFSK	78	2489.90	43.89	74.00	-30.11	H	Peak	Pass	-	Band Edge
	Bluetooth BR_GFSK	78	7440.00	49.32	74.00	-24.68	V	Peak	Pass	-	Harmonic
4	Bluetooth BR_GFSK	39	50.37	33.82	40.00	-6.18	H	Peak	Pass	-	LF
5	Bluetooth BR_GFSK	39	25750.60	40.60	74.00	-33.40	V	Peak	Pass	-	SHF

Mode	1	
	Band Edge	
	2400-2483.5_Bluetooth BR_GFSK_CH00_2402MHz	
ANT	2	
Pol.	Horizontal	Fundamental
Peak	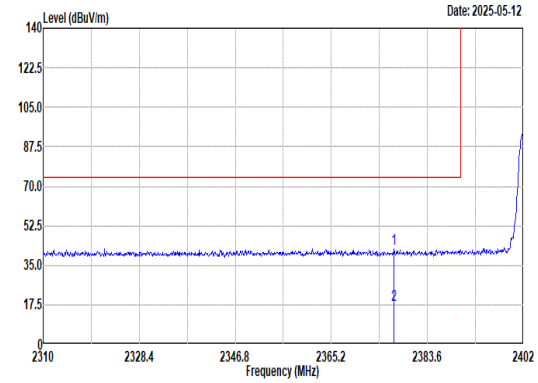 Site : 03CH22-HY Condition: PEAK_BE_74 3m 9120D_02038_240729 HORIZONTAL : RBW:1000.000kHz VBW:3000.000kHz SWT:Auto Freq Level Limit Line Margin Read Level Ant Factor Cable Loss Preamp Factor Aux Factor APos TPos Remark MHz dBuV/m dBuV/m dB dBuV dB/m dB dB dB cm deg 1 2377.25 42.22 74.00 -31.78 37.85 27.30 8.61 32.58 0.46 142 144 PEAK 2 2377.25 17.43 54.00 -36.57 -- -- -- -- -- 142 144 AVERAGE	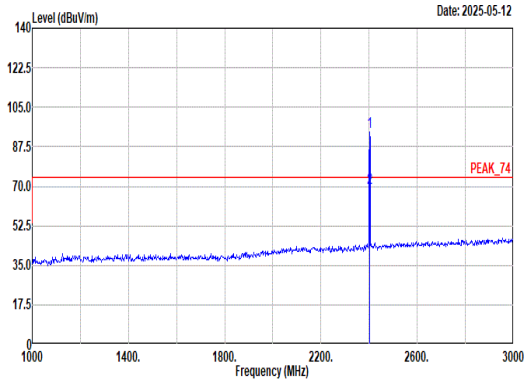 Site : 03CH22-HY Condition: PEAK_74 3m 9120D_02038_240729 HORIZONTAL : RBW:1000.000kHz VBW:3000.000kHz SWT:Auto Freq Level Limit Line Margin Read Level Ant Factor Cable Loss Preamp Factor Aux Factor APos TPos Remark MHz dBuV/m dBuV/m dB dBuV dB/m dB dB dB cm deg 1 2402.00 93.83 ------ ------ 89.32 27.42 8.65 32.60 0.46 142 144 PEAK 2 2402.00 69.04 ------ ------ -- -- -- -- -- 142 144 AVERAGE

Mode	1	
	Band Edge	
	2400-2483.5_Bluetooth BR_GFSK_CH00_2402MHz	
ANT	2	
Pol.	Vertical	Fundamental
Peak	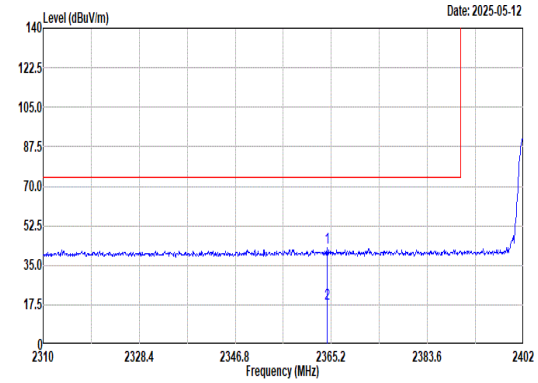 Site : 03CH22-HY Condition: PEAK_BE_74 3m 9120D_02038_240729 VERTICAL : RBW:1000.000kHz VBW:3000.000kHz SWT:Auto Freq Level Limit Line Margin Read Level Ant Factor Cable Loss Preamp Factor Aux Factor APos TPos Remark MHz dBuV/m dBuV/m dB dBuV dB/m dB dB dB cm deg 1 2364.37 42.67 74.00 -31.33 38.33 27.30 8.58 32.57 0.46 290 330 PEAK 2 2364.37 17.88 54.00 -36.12 -- -- -- -- -- 290 330 AVERAGE	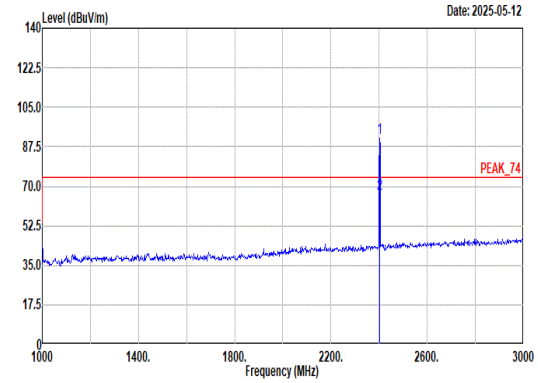 Site : 03CH22-HY Condition: PEAK_74 3m 9120D_02038_240729 VERTICAL : RBW:1000.000kHz VBW:3000.000kHz SWT:Auto Freq Level Limit Line Margin Read Level Ant Factor Cable Loss Preamp Factor Aux Factor APos TPos Remark MHz dBuV/m dBuV/m dB dBuV dB/m dB dB dB cm deg 1 2402.00 91.30 ------ ------ 86.79 27.42 8.65 32.60 0.46 290 330 PEAK 2 2402.00 66.51 ------ ------ -- -- -- -- -- 290 330 AVERAGE

Mode	1	
	Harmonic	
	2400-2483.5_Bluetooth BR_GFSK_CH00_2402MHz	
ANT	2	
Pol.	Horizontal	Vertical
Peak Avg	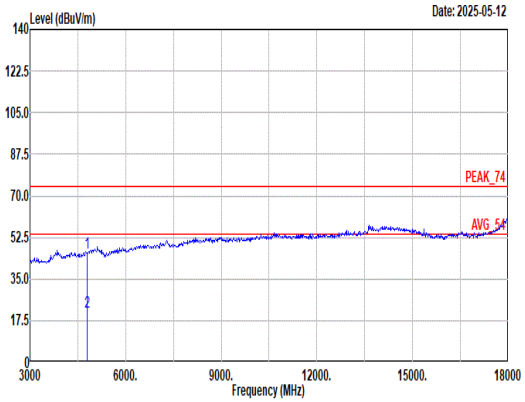 Site : 03CH22-HY Condition: PEAK_74 3m 9120D_02038_240729 HORIZONTAL Freq Level Limit Line Margin Read Level Ant Factor Cable Loss Preamp Factor Aux Factor APos TPos Remark MHz dBuV/m dBuV/m dB dBuV dB/m dB dB dB cm deg 1 4804.00 46.15 74.00 -27.85 32.84 32.32 12.42 33.67 1.41 -- -- PEAK 2 4804.00 21.36 54.00 -32.64 -- -- -- -- -- -- -- Average	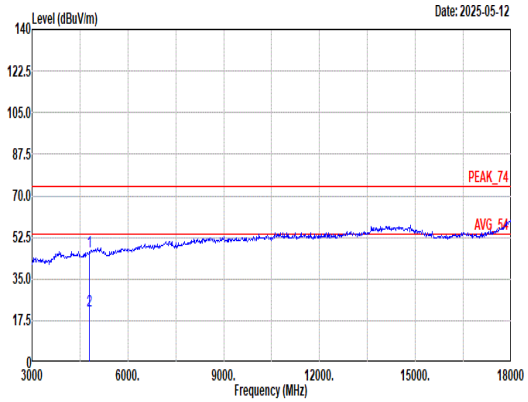 Site : 03CH22-HY Condition: PEAK_74 3m 9120D_02038_240729 VERTICAL Freq Level Limit Line Margin Read Level Ant Factor Cable Loss Preamp Factor Aux Factor APos TPos Remark MHz dBuV/m dBuV/m dB dBuV dB/m dB dB dB cm deg 1 4804.00 46.58 74.00 -27.42 33.27 32.32 12.42 33.67 1.41 -- -- PEAK 2 4804.00 21.79 54.00 -32.21 -- -- -- -- -- -- -- Average

Mode	1	
	Harmonic	
	2400-2483.5_Bluetooth BR_GFSK_CH00_2402MHz	
ANT	2	
Pol.	Horizontal	Vertical
10.6G ~18G Avg	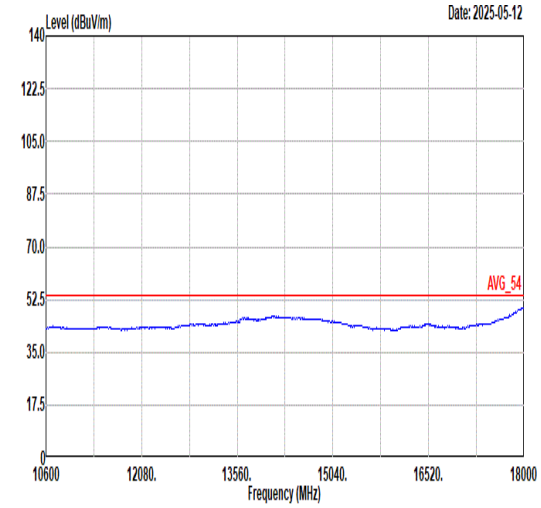 Site : 03CH22-HY Condition: AVG_54 3m 9120D_02038_240729 HORIZONTAL	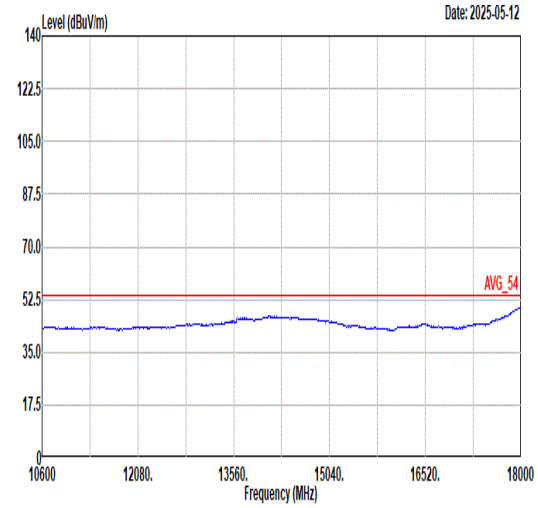 Site : 03CH22-HY Condition: AVG_54 3m 9120D_02038_240729 VERTICAL

Mode	2	
	Band Edge - L	
	2400-2483.5_Bluetooth BR_GFSK_CH39_2441MHz	
ANT	2	
Pol.	Horizontal	Fundamental
Peak	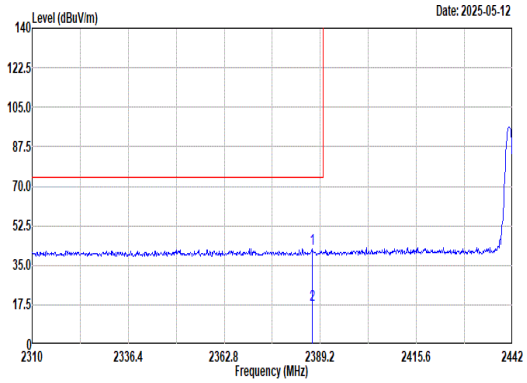 Site : 03CH22-HY Condition: PEAK_BE_74 3m 9120D_02038_240729 HORIZONTAL : RBW:1000.000kHz VBW:3000.000kHz SWT:Auto Freq Level Limit Line Margin Read Level Ant Factor Cable Loss Preamp Factor Aux Factor APos TPos Remark MHz dBuV/m dBuV/m dB dBuV dB/m dB dB dB cm deg 1 2386.96 42.32 74.00 -31.68 37.87 27.37 8.63 32.59 0.46 166 143 PEAK 2 2386.96 17.53 54.00 -36.47 -- -- -- -- -- 166 143 AVERAGE	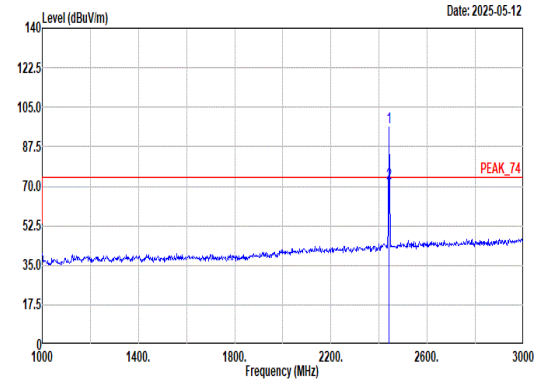 Site : 03CH22-HY Condition: PEAK_74 3m 9120D_02038_240729 HORIZONTAL : RBW:1000.000kHz VBW:3000.000kHz SWT:Auto Freq Level Limit Line Margin Read Level Ant Factor Cable Loss Preamp Factor Aux Factor APos TPos Remark MHz dBuV/m dBuV/m dB dBuV dB/m dB dB dB cm deg 1 2441.00 96.08 ------ ------ 91.30 27.60 8.73 32.62 0.49 166 143 PEAK 2 2441.00 71.29 ------ ------ -- -- -- -- -- 166 143 AVERAGE

Mode	2	
	Band Edge - R	
	2400-2483.5_Bluetooth BR_GFSK_CH39_2441MHz	
ANT	2	
Pol.	Horizontal	Fundamental
Peak	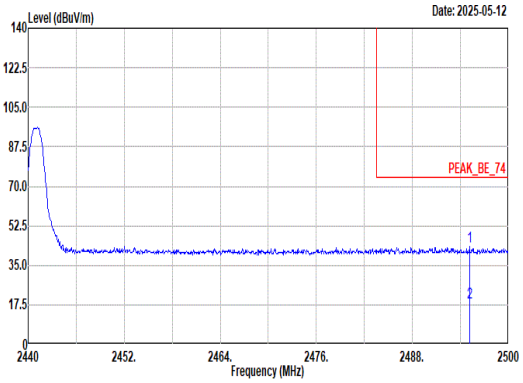 Site : 03CH22-HY Condition: PEAK_BE_74 3m 9120D_02038_240729 HORIZONTAL : RBW:1000.000kHz VBW:3000.000kHz SWT:Auto Limit Read Ant Cable Preamp Aux APos TPos Freq Level Line Margin Level Factor Loss Factor Factor Remark MHz dBuV/m dBuV/m dB dBuV dB/m dB dB dB cm deg 1 2495.14 43.32 74.00 -30.68 38.25 27.80 8.83 32.66 0.52 166 143 PEAK 2 2495.14 18.53 54.00 -35.47 -- -- -- -- -- 166 143 AVERAGE	Blank

Mode	2	
	Band Edge - L	
	2400-2483.5_Bluetooth BR_GFSK_CH39_2441MHz	
ANT	2	
Pol.	Vertical	Fundamental
Peak	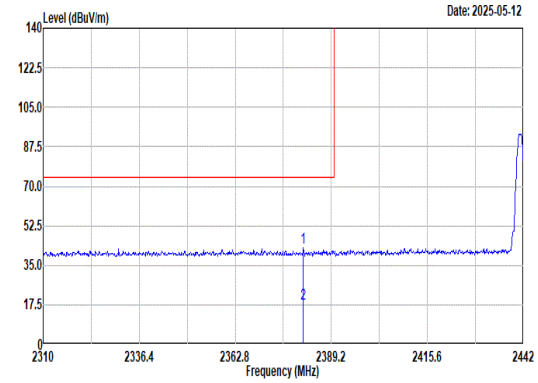 Site : 03CH22-HY Condition: PEAK_BE_74 3m 9120D_02038_240729 VERTICAL : RBW:1000.000kHz VBW:3000.000kHz SWT:Auto Freq Level Limit Line Margin Read Level Ant Factor Cable Loss Preamp Factor Aux Factor APos TPos Remark MHz dBuV/m dBuV/m dB dBuV dB/m dB dB dB cm deg 1 2381.54 42.80 74.00 -31.20 38.40 27.32 8.62 32.58 0.46 303 351 PEAK 2 2381.54 18.01 54.00 -35.99 -- -- -- -- -- 303 351 AVERAGE	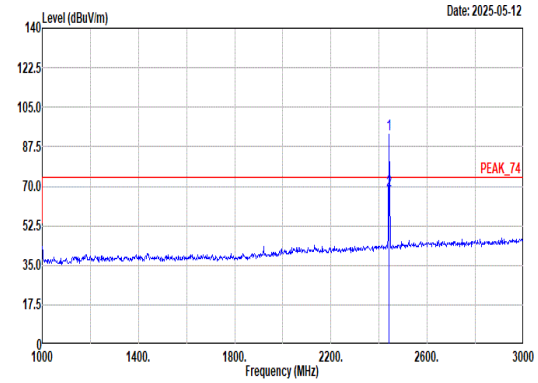 Site : 03CH22-HY Condition: PEAK_74 3m 9120D_02038_240729 VERTICAL : RBW:1000.000kHz VBW:3000.000kHz SWT:Auto Freq Level Limit Line Margin Read Level Ant Factor Cable Loss Preamp Factor Aux Factor APos TPos Remark MHz dBuV/m dBuV/m dB dBuV dB/m dB dB dB cm deg 1 2441.00 93.06 ------ ------ 88.28 27.60 8.73 32.62 0.49 303 351 PEAK 2 2441.00 68.27 ------ ------ -- -- -- -- -- 303 351 AVERAGE

Mode	2	
	Band Edge - R	
	2400-2483.5_Bluetooth BR_GFSK_CH39_2441MHz	
ANT	2	
Pol.	Vertical	Fundamental
Peak	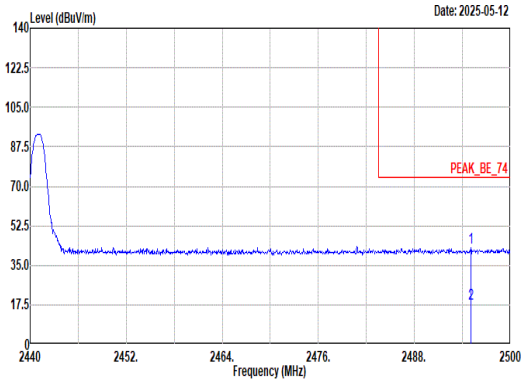 Site : 03CH22-HY Condition: PEAK_BE_74 3m 9120D_02038_240729 VERTICAL : RBW:1000.000kHz VBW:3000.000kHz SWT:Auto Limit Read Ant Cable Preamp Aux APos TPos Freq Level Line Margin Level Factor Loss Factor Factor Remark MHz dBuV/m dBuV/m dB dBuV dB/m dB dB dB cm deg 1 2495.02 42.68 74.00 -31.32 37.61 27.80 8.83 32.66 0.52 303 351 PEAK 2 2495.02 17.89 54.00 -36.11 -- -- -- -- -- 303 351 AVERAGE	Blank

Mode	2	
	Harmonic	
	2400-2483.5_Bluetooth BR_GFSK_CH39_2441MHz	
ANT	2	
Pol.	Horizontal	Vertical
Peak Avg	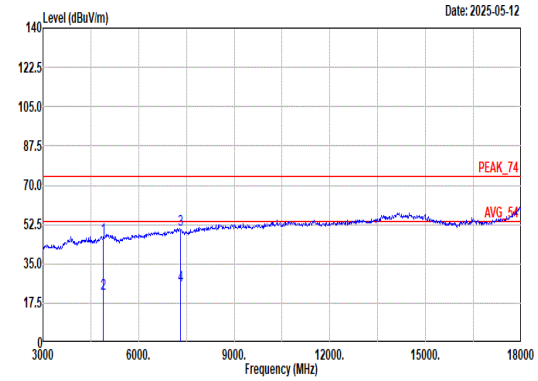 Site : 03CH22-HY Condition: PEAK_74 3m 9120D_02038_240729 HORIZONTAL Freq Level Limit Line Margin Read Level Ant Factor Cable Loss Preamp Factor Aux Factor APos TPos Remark MHz dBuV/m dBuV/m dB dBuV dB/m dB dB dB cm deg 1 4882.00 46.39 74.00 -27.61 32.96 32.56 12.49 33.67 1.24 -- -- PEAK 2 4882.00 21.60 54.00 -32.40 -- -- -- -- -- -- -- Average 3 7323.00 50.13 74.00 -23.87 32.56 36.71 15.41 36.61 1.01 -- -- PEAK 4 7323.00 25.34 54.00 -28.66 -- -- -- -- -- -- -- Average	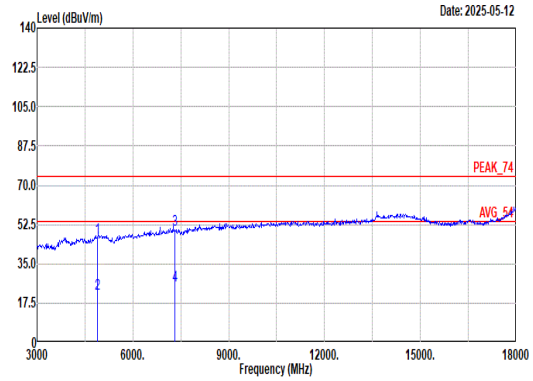 Site : 03CH22-HY Condition: PEAK_74 3m 9120D_02038_240729 VERTICAL Freq Level Limit Line Margin Read Level Ant Factor Cable Loss Preamp Factor Aux Factor APos TPos Remark MHz dBuV/m dBuV/m dB dBuV dB/m dB dB dB cm deg 1 4882.00 46.44 74.00 -27.56 33.01 32.56 12.49 33.67 1.24 -- -- PEAK 2 4882.00 21.65 54.00 -32.35 -- -- -- -- -- -- -- Average 3 7323.00 50.21 74.00 -23.79 32.64 36.71 15.41 36.61 1.01 -- -- PEAK 4 7323.00 25.42 54.00 -28.58 -- -- -- -- -- -- -- Average

Mode	2	
	Harmonic	
	2400-2483.5_Bluetooth BR_GFSK_CH39_2441MHz	
ANT	2	
Pol.	Horizontal	Vertical
10.6G ~18G Avg	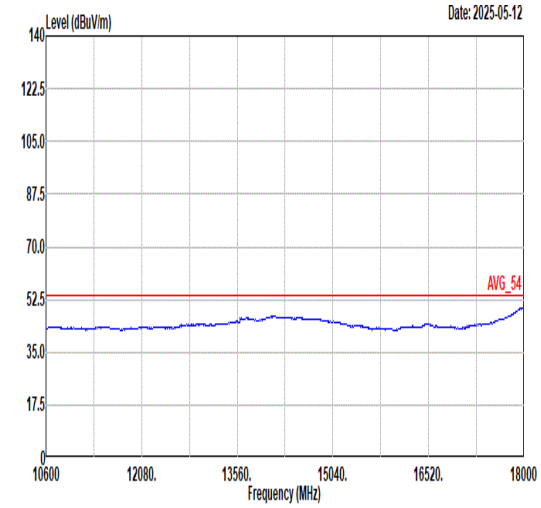 Site : 03CH22-HY Condition: AVG_54 3m 9120D_02038_240729 HORIZONTAL	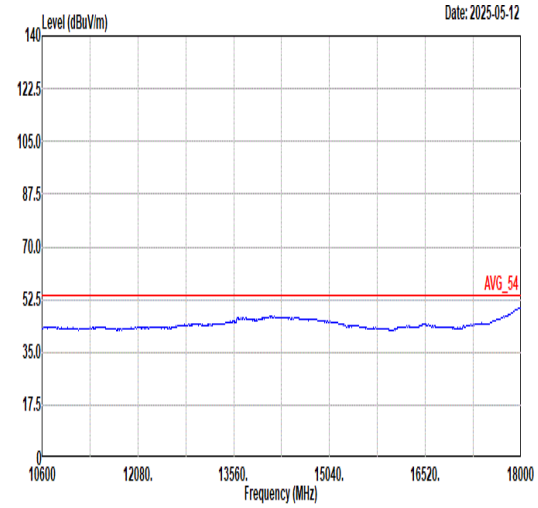 Site : 03CH22-HY Condition: AVG_54 3m 9120D_02038_240729 VERTICAL

Mode	3	
	Band Edge	
	2400-2483.5_Bluetooth BR_GFSK_CH78_2480MHz	
ANT	2	
Pol.	Horizontal	Fundamental
Peak	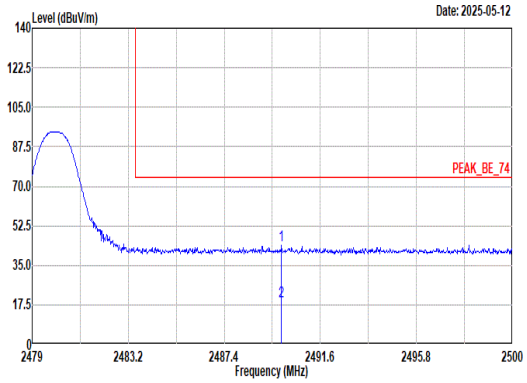 Site : 03CH22-HY Condition: PEAK_BE_74 3m 9120D_02038_240729 HORIZONTAL : RBW:1000.000kHz VBW:3000.000kHz SWT:Auto 1 2489.90 43.89 74.00 -30.11 38.83 27.80 8.82 32.65 0.51 100 141 PEAK 2 2489.90 19.10 54.00 -34.90 -- -- -- -- -- 100 141 AVERAGE	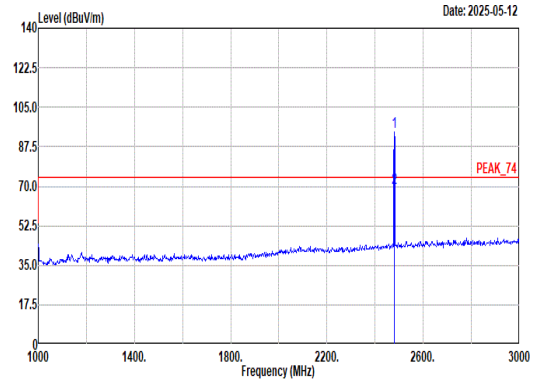 Site : 03CH22-HY Condition: PEAK_74 3m 9120D_02038_240729 HORIZONTAL : RBW:1000.000kHz VBW:3000.000kHz SWT:Auto 1 2480.00 94.09 ------ ------ 89.15 27.70 8.80 32.65 0.51 100 141 PEAK 2 2480.00 69.30 ------ ------ -- -- -- -- -- 100 141 AVERAGE

Mode	3	
	Band Edge	
	2400-2483.5_Bluetooth BR_GFSK_CH78_2480MHz	
ANT	2	
Pol.	Vertical	Fundamental
Peak	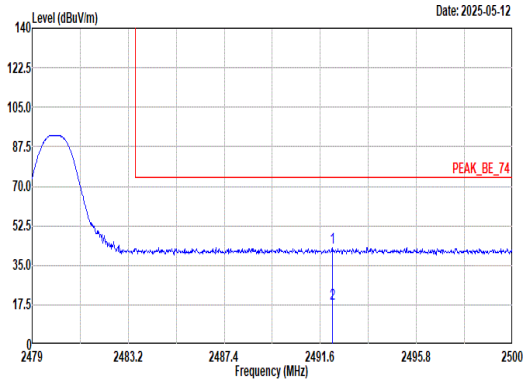 Site : 03CH22-HY Condition: PEAK_BE_74 3m 9120D_02038_240729 VERTICAL : RBW:1000.000kHz VBW:3000.000kHz SWT:Auto Freq Level Limit Line Margin Read Level Ant Factor Cable Loss Preamp Factor Aux Factor APos TPos Remark MHz dBuV/m dBuV/m dB dBuV dB/m dB dB dB cm deg 1 2492.13 42.95 74.00 -31.05 37.88 27.80 8.82 32.65 0.52 356 331 PEAK 2 2492.13 18.16 54.00 -35.84 -- -- -- -- -- 356 331 AVERAGE	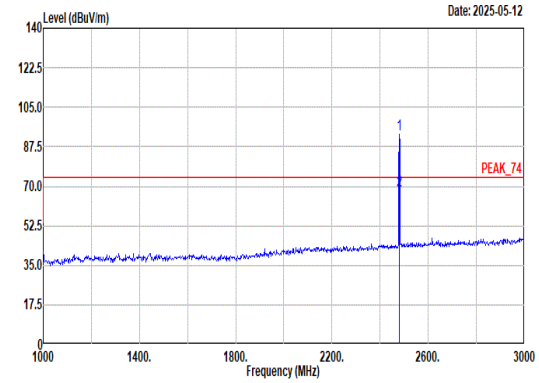 Site : 03CH22-HY Condition: PEAK_74 3m 9120D_02038_240729 VERTICAL : RBW:1000.000kHz VBW:3000.000kHz SWT:Auto Freq Level Limit Line Margin Read Level Ant Factor Cable Loss Preamp Factor Aux Factor APos TPos Remark MHz dBuV/m dBuV/m dB dBuV dB/m dB dB dB cm deg 1 2480.00 92.72 ------ ------ 87.78 27.70 8.80 32.65 0.51 356 331 PEAK 2 2480.00 67.93 ------ ------ -- -- -- -- -- 356 331 AVERAGE

Mode	3	
	Harmonic	
	2400-2483.5_Bluetooth BR_GFSK_CH78_2480MHz	
ANT	2	
Pol.	Horizontal	Vertical
Peak Avg	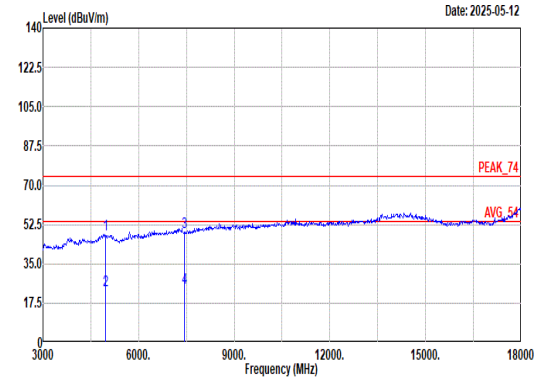 Site : 03CH22-HY Condition: PEAK_74 3m 9120D_02038_240729 HORIZONTAL Freq Level Limit Line Margin Read Level Ant Factor Cable Loss Preamp Factor Aux Factor APos TPos Remark MHz dBuV/m dBuV/m dB dBuV dB/m dB dB dB cm deg 1 4960.00 47.83 74.00 -26.17 34.10 32.98 12.56 33.67 1.08 -- -- PEAK 2 4960.00 23.04 54.00 -30.96 -- -- -- -- -- -- -- Average 3 7440.00 49.13 74.00 -24.87 31.98 36.30 15.55 36.79 1.03 -- -- PEAK 4 7440.00 24.34 54.00 -29.66 -- -- -- -- -- -- -- Average	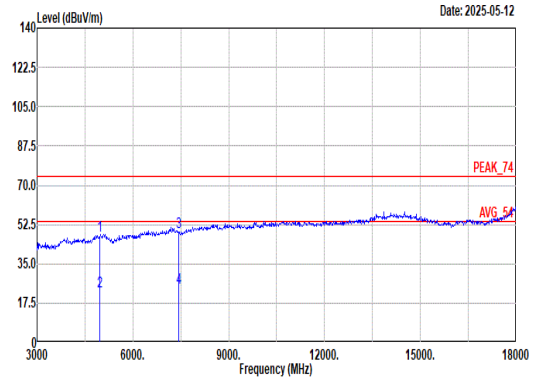 Site : 03CH22-HY Condition: PEAK_74 3m 9120D_02038_240729 VERTICAL Freq Level Limit Line Margin Read Level Ant Factor Cable Loss Preamp Factor Aux Factor APos TPos Remark MHz dBuV/m dBuV/m dB dBuV dB/m dB dB dB cm deg 1 4960.00 47.39 74.00 -26.61 33.66 32.98 12.56 33.67 1.08 -- -- PEAK 2 4960.00 22.60 54.00 -31.40 -- -- -- -- -- -- -- Average 3 7440.00 49.32 74.00 -24.68 32.17 36.30 15.55 36.79 1.03 -- -- PEAK 4 7440.00 24.53 54.00 -29.47 -- -- -- -- -- -- -- Average

Mode	3	
	Harmonic	
	2400-2483.5_Bluetooth BR_GFSK_CH78_2480MHz	
ANT	2	
Pol.	Horizontal	Vertical
10.6G ~18G Avg	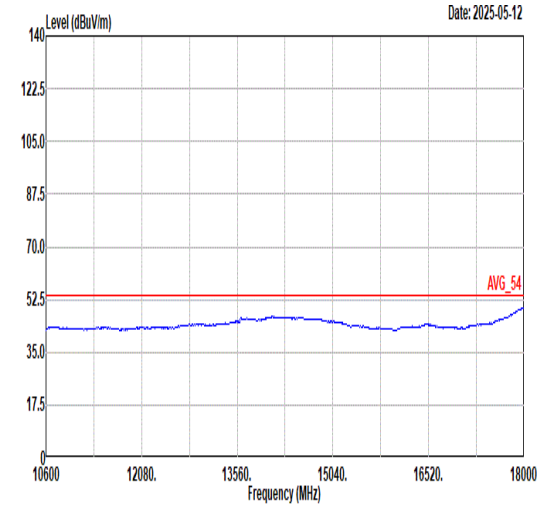	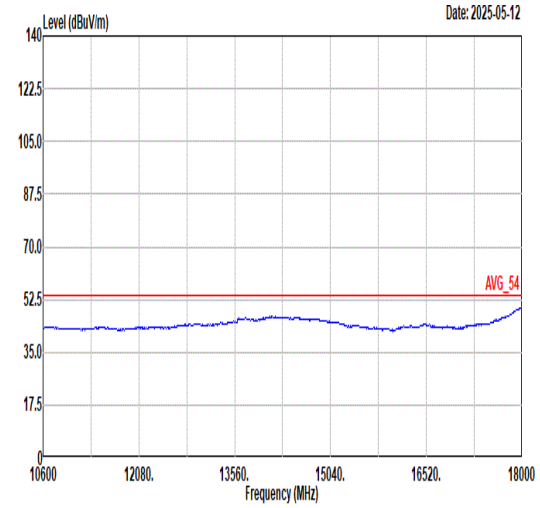

Mode	4	
	LF	
	2400-2483.5_Bluetooth BR_GFSK_CH39_2441MHz	
ANT	2	
Pol.	Horizontal	Vertical
QP/ Peak	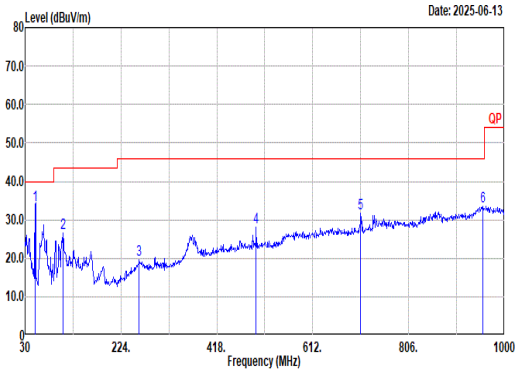	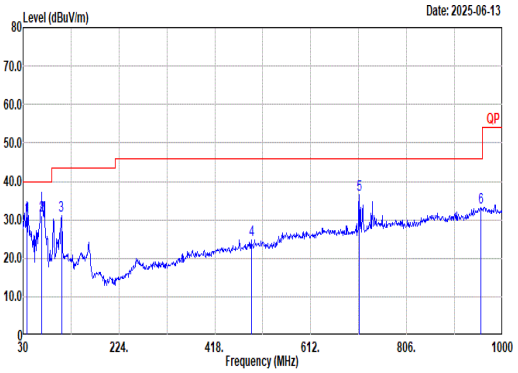

Site : 03CH22-HY
Condition: QP 3m Bilog_63304_241217 HORIZONTAL

	Freq	Level	Limit Line	Margin	Read Level	Ant Factor	Cable Loss	Preamp Factor	Aux Factor	APos	TPos	Remark
	MHz	dBuV/m	dBuV/m	dB	dBuV	dB/m	dB	dB	dB	cm	deg	
1	50.37	33.82	40.00	-6.18	51.24	14.09	1.12	32.67	0.04	--	--	Peak
2	106.63	26.67	43.50	-16.83	41.03	16.60	1.68	32.70	0.06	--	--	Peak
3	260.86	19.59	46.00	-26.41	29.31	20.18	2.64	32.62	0.08	--	--	Peak
4	497.54	27.93	46.00	-18.07	33.01	23.90	3.67	32.80	0.15	--	--	Peak
5	709.00	31.68	46.00	-14.32	33.15	26.78	4.42	32.82	0.15	--	--	Peak
6	956.35	33.42	46.00	-12.58	27.88	31.50	5.08	31.28	0.24	--	--	Peak

Site : 03CH22-HY
Condition: QP 3m Bilog_63304_241217 VERTICAL

	Freq	Level	Limit Line	Margin	Read Level	Ant Factor	Cable Loss	Preamp Factor	Aux Factor	APos	TPos	Remark
	MHz	dBuV/m	dBuV/m	dB	dBuV	dB/m	dB	dB	dB	cm	deg	
1	37.76	30.70	40.00	-9.30	41.17	21.20	0.95	32.65	0.03	100	16	QP
2	67.83	30.98	40.00	-9.02	49.94	12.35	1.35	32.70	0.04	100	358	QP
3	107.60	30.97	43.50	-12.53	45.38	16.54	1.69	32.70	0.06	--	--	Peak
4	491.72	24.77	46.00	-21.23	29.94	23.83	3.66	32.80	0.14	--	--	Peak
5	709.97	36.57	46.00	-9.43	38.00	26.80	4.43	32.81	0.15	--	--	Peak
6	956.35	33.13	46.00	-12.87	27.59	31.50	5.08	31.28	0.24	--	--	Peak

Mode	5	
	SHF	
	2400-2483.5_Bluetooth BR_GFSK_CH39_2441MHz	
ANT	2	
Pol.	Horizontal	Vertical
Peak	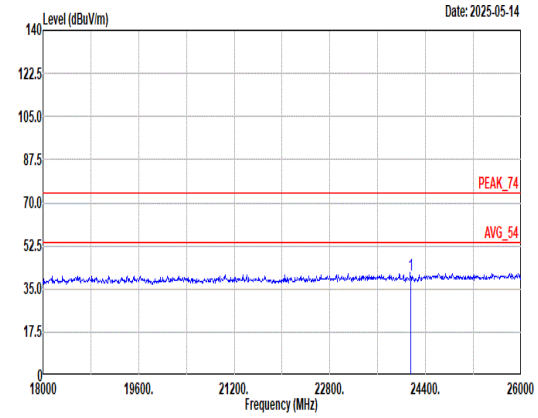 Site : 03CH22-HY Condition: PEAK_74 1m SHF_1223_240624 HORIZONTAL Freq Level Limit Line Margin Read Level Ant Factor Cable Loss Preamp Factor Aux Factor APos TPos Remark MHz dBuV/m dBuV/m dB dBuV dB/m dB dB dB cm deg 1 24152.66 40.51 74.00 -33.49 42.37 38.79 29.06 60.17 -9.54 -- -- PEAK	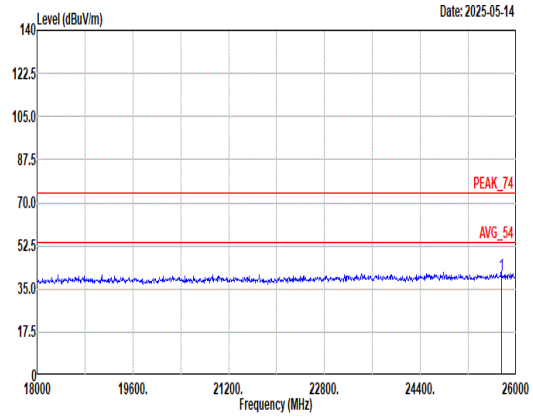 Site : 03CH22-HY Condition: PEAK_74 1m SHF_1223_240624 VERTICAL Freq Level Limit Line Margin Read Level Ant Factor Cable Loss Preamp Factor Aux Factor APos TPos Remark MHz dBuV/m dBuV/m dB dBuV dB/m dB dB dB cm deg 1 25750.60 40.60 74.00 -33.40 41.66 39.10 29.88 60.50 -9.54 -- -- PEAK

Appendix D. Duty Cycle Plots

<Ant 1>

DH5 on time (One Pulse) Plot on Channel 39	on time (Count Pulses) Plot on Channel 39
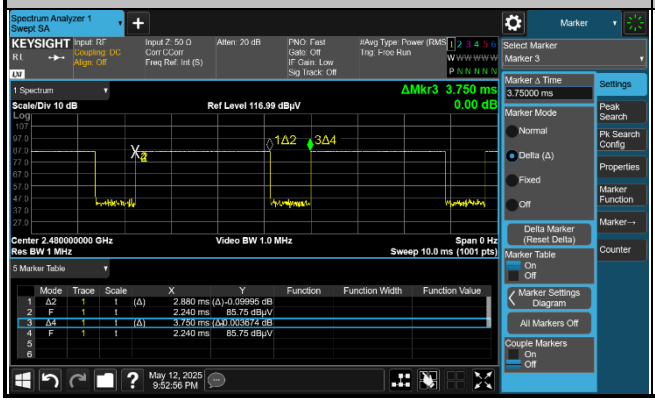	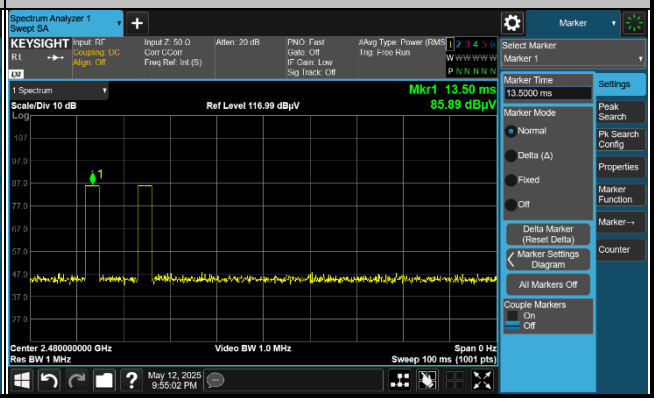

Note:

1. Worst case Duty cycle = on time/100 milliseconds = 2 * 2.88 / 100 = 5.76 %
2. Worst case Duty cycle correction factor = 20*log(Duty cycle) = -24.79 dB
3. DH5 has the highest duty cycle worst case and is reported.

Duty Cycle Correction Factor Consideration for AFH mode:

Bluetooth normal hopping rate is 1600Hz and reduced to 800Hz in AFH mode; due to the reduced number of hopping frequencies, with the same packet configuration the dwell time in each channel frequency within 100msec period is longer in AFH mode than normal mode.

In AFH mode, the minimum hopping frequencies are 20, to get the longest dwell time DH5 packet is observed; the on time period to have DH5 packet completing one hopping sequence is

2.88 ms x 20 channels = 57.6 ms

There cannot be 2 complete hopping sequences within 100ms period, considering the random hopping behavior, maximum 2 hops can be possibly observed within the period. [100 ms / 57.6 ms] = 2 hops

Thus, the maximum possible ON time:

2.88 ms x 2 = 5.76 ms

Worst case Duty Cycle Correction factor, which is derived from the maximum possible ON time,

20 x log(5.76 ms/100 ms) = -24.79 dB

<Ant 2>

DH5 on time (One Pulse) Plot on Channel 39	on time (Count Pulses) Plot on Channel 39
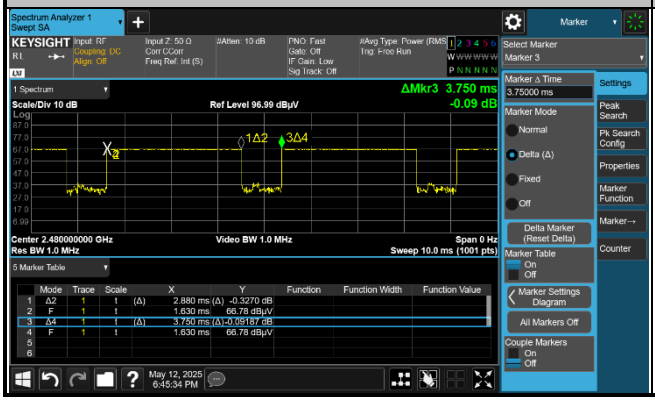	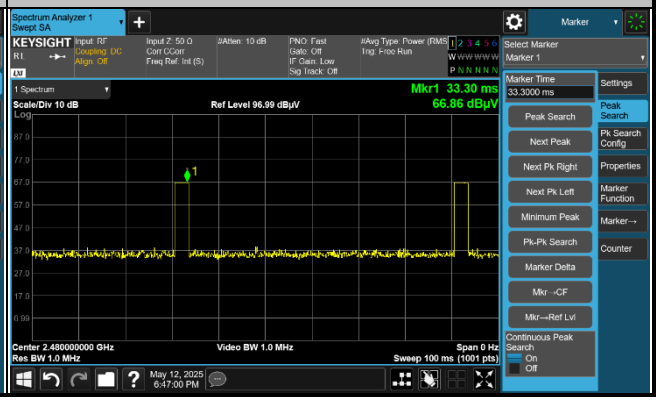

Note:

1. Worst case Duty cycle = on time/100 milliseconds = 2 * 2.88 / 100 = 5.76 %
2. Worst case Duty cycle correction factor = 20*log(Duty cycle) = -24.79 dB
3. DH5 has the highest duty cycle worst case and is reported.

Duty Cycle Correction Factor Consideration for AFH mode:

Bluetooth normal hopping rate is 1600Hz and reduced to 800Hz in AFH mode; due to the reduced number of hopping frequencies, with the same packet configuration the dwell time in each channel frequency within 100msec period is longer in AFH mode than normal mode.

In AFH mode, the minimum hopping frequencies are 20, to get the longest dwell time DH5 packet is observed; the on time period to have DH5 packet completing one hopping sequence is

2.88 ms x 20 channels = 57.6 ms

There cannot be 2 complete hopping sequences within 100ms period, considering the random hopping behavior, maximum 2 hops can be possibly observed within the period. [100 ms / 57.6 ms] = 2 hops

Thus, the maximum possible ON time:

2.88 ms x 2 = 5.76 ms

Worst case Duty Cycle Correction factor, which is derived from the maximum possible ON time,

20 x log(5.76 ms/100 ms) = -24.79 dB