Mode	43	
	Band Edge	
	U-NII-2C_5.47-5.725_802.11ax HE20_CH140_Full RU_5700MHz	
ANT	1+2	
Pol.	Horizontal	Fundamental
Peak	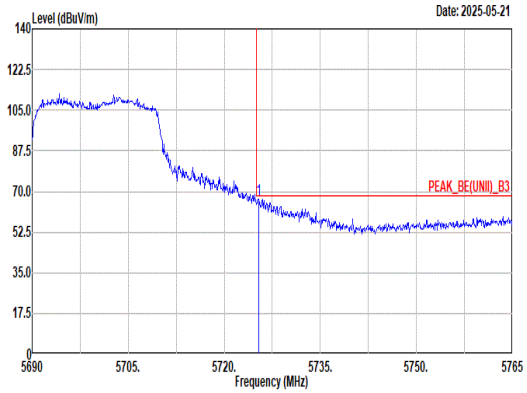 Site : 03CH15-HY Condition: PEAK_BE(UNII)_B3 3m 9120D-02294_240620 HORIZONTAL : RBW:1000.000kHz VBW:3000.000kHz SWT:Auto Freq Level Limit Line Margin Read Level Ant Factor Cable Loss Preamp Factor Aux Factor APos TPos Remark MHz dBuV/m dBuV/m dB dBuV dB/m dB dB dB cm deg 1 5725.40 66.69 68.20 -1.51 60.96 33.75 8.77 36.79 0.00 100 130 PEAK	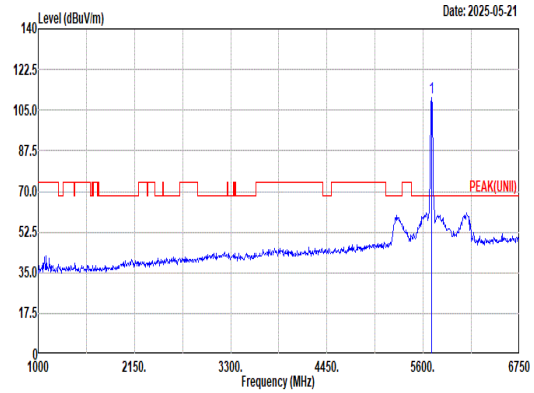 Site : 03CH15-HY Condition: PEAK(UNII) 3m 9120D-02294_240620 HORIZONTAL : RBW:1000.000kHz VBW:3000.000kHz SWT:Auto Freq Level Limit Line Margin Read Level Ant Factor Cable Loss Preamp Factor Aux Factor APos TPos Remark MHz dBuV/m dBuV/m dB dBuV dB/m dB dB dB cm deg 1 5700.00 110.53 ------ ------ 104.88 33.71 8.74 36.80 0.00 100 130 PEAK
Avg	Blank	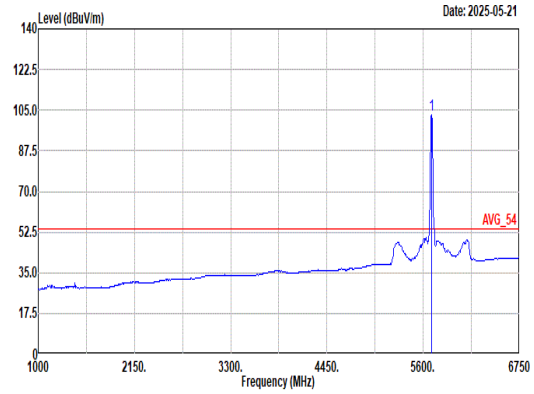 Site : 03CH15-HY Condition: AVG_54 3m 9120D-02294_240620 HORIZONTAL : RBW:1000.000kHz VBW:0.300kHz SWT:Auto Freq Level Limit Line Margin Read Level Ant Factor Cable Loss Preamp Factor Aux Factor APos TPos Remark MHz dBuV/m dBuV/m dB dBuV dB/m dB dB dB cm deg 1 5700.00 103.19 ------ ------ 97.54 33.71 8.74 36.80 0.00 100 130 AVERAGE

Mode	43	
	Band Edge	
	U-NII-2C_5.47-5.725_802.11ax HE20_CH140_Full RU_5700MHz	
ANT	1+2	
Pol.	Vertical	Fundamental
Peak	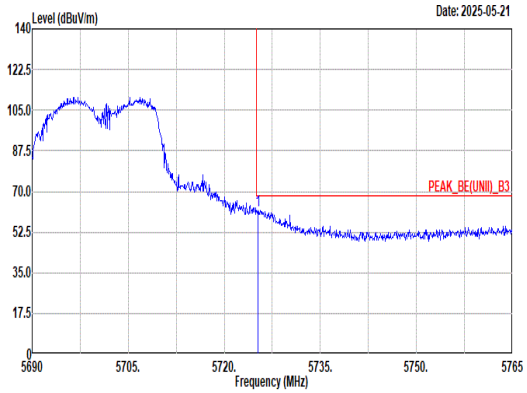 Site : 03CH15-HY Condition: PEAK_BE(UNII)_B3 3m 9120D-02294_240620 VERTICAL : RBW:1000.000kHz VBW:3000.000kHz SWT:Auto Freq Level Limit Line Margin Read Level Ant Factor Cable Loss Preamp Factor Aux Factor APos TPos Remark MHz dBuV/m dBuV/m dB dBuV dB/m dB dB dB cm deg 1 5725.25 61.68 68.20 -6.52 55.95 33.75 8.77 36.79 0.00 400 131 PEAK	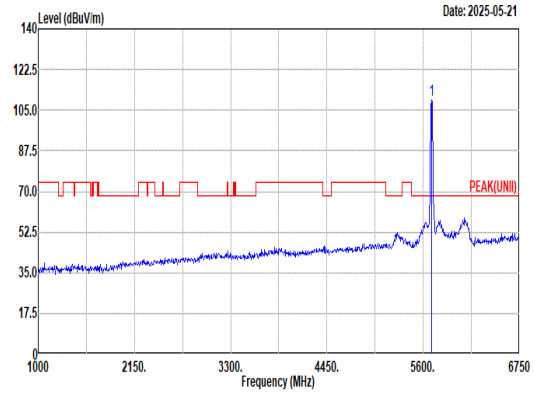 Site : 03CH15-HY Condition: PEAK(UNII) 3m 9120D-02294_240620 VERTICAL : RBW:1000.000kHz VBW:3000.000kHz SWT:Auto Freq Level Limit Line Margin Read Level Ant Factor Cable Loss Preamp Factor Aux Factor APos TPos Remark MHz dBuV/m dBuV/m dB dBuV dB/m dB dB dB cm deg 1 5700.00 109.10 ------ ------ 103.48 33.68 8.74 36.80 0.00 400 131 PEAK
Avg	Blank	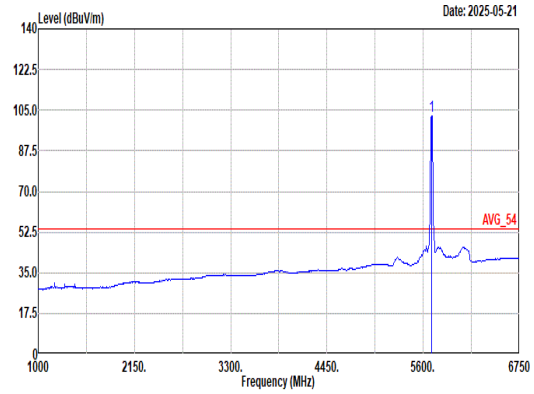 Site : 03CH15-HY Condition: AVG_54 3m 9120D-02294_240620 VERTICAL : RBW:1000.000kHz VBW:0.300kHz SWT:Auto Freq Level Limit Line Margin Read Level Ant Factor Cable Loss Preamp Factor Aux Factor APos TPos Remark MHz dBuV/m dBuV/m dB dBuV dB/m dB dB dB cm deg 1 5700.00 102.69 ------ ------ 97.07 33.68 8.74 36.80 0.00 400 131 AVERAGE

Mode	43	
	Harmonic	
	U-NII-2C_5.47-5.725_802.11ax HE20_CH140_Full RU_5700MHz	
ANT	1+2	
Pol.	Horizontal	Vertical
Peak Avg	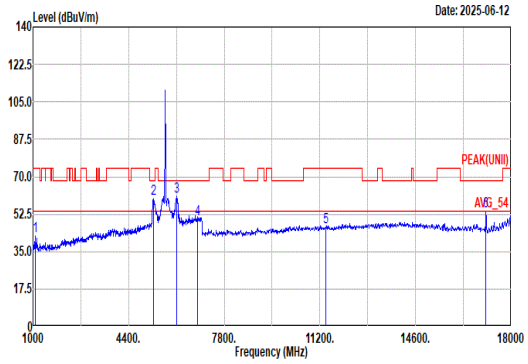 Site : 03CH15-HY Condition: PEAK(UNII) 3m 9120D-02294_240620 HORIZONTAL Freq Level Limit Line Margin Read Level Ant Factor Cable Loss Preamp Factor Aux Factor APos TPos Remark MHz dBuV/m dBuV/m dB dBuV dB/m dB dB dB cm deg 1 1096.00 42.05 74.00 -31.95 71.73 25.18 3.84 58.70 0.00 100 131 Peak 2 5278.00 59.90 68.20 -8.30 76.73 32.94 8.51 58.28 0.00 100 132 Peak 3 6118.00 60.78 68.20 -7.42 75.92 34.14 9.12 58.40 0.00 100 134 Peak 4 6840.00 50.27 68.20 -17.93 62.39 35.82 9.60 58.66 1.12 100 74 Peak 5 11400.00 46.56 74.00 -27.44 51.63 39.00 12.53 57.52 0.92 -- -- PEAK 6 17100.00 54.09 68.20 -14.11 58.96 38.10 15.39 59.31 0.95 200 1 PEAK	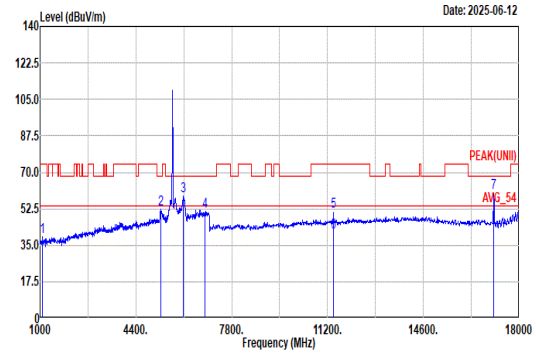 Site : 03CH15-HY Condition: PEAK(UNII) 3m 9120D-02294_240620 VERTICAL Freq Level Limit Line Margin Read Level Ant Factor Cable Loss Preamp Factor Aux Factor APos TPos Remark MHz dBuV/m dBuV/m dB dBuV dB/m dB dB dB cm deg 1 1072.00 38.95 74.00 -35.05 68.82 25.03 3.80 58.70 0.00 400 132 Peak 2 5290.00 52.34 68.20 -15.86 69.18 32.92 8.52 58.28 0.00 400 134 Peak 3 6094.00 58.44 68.20 -9.76 73.62 34.10 9.11 58.39 0.00 400 138 Peak 4 6851.25 51.10 68.20 -17.10 63.24 35.80 9.61 58.66 1.11 116 21 Peak 5 11400.00 51.44 74.00 -22.56 56.51 39.00 12.53 57.52 0.92 269 0 PEAK 6 11400.00 41.35 54.00 -12.65 46.42 39.00 12.53 57.52 0.92 269 0 Average 7 17100.00 60.17 68.20 -8.03 65.04 38.10 15.39 59.31 0.95 206 350 PEAK

Mode	43	
	Harmonic	
	U-NII-2C_5.47-5.725_802.11ax HE20_CH140_Full RU_5700MHz	
ANT	1+2	
Pol.	Horizontal	Vertical
14.47G ~14.5G Avg	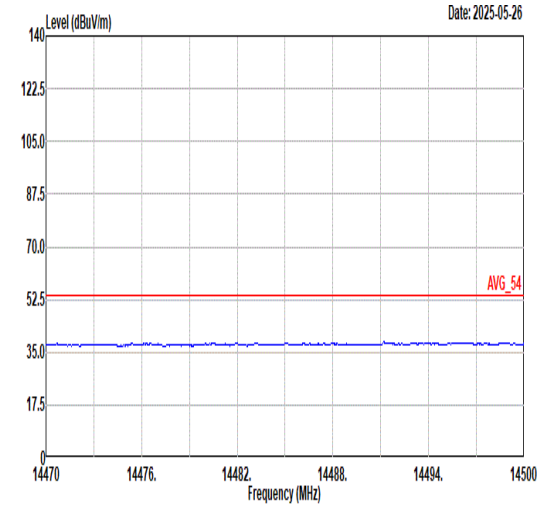 Site : 03CH15-HY Condition: AVG_54 3m 9120D-02294_240620 HORIZONTAL	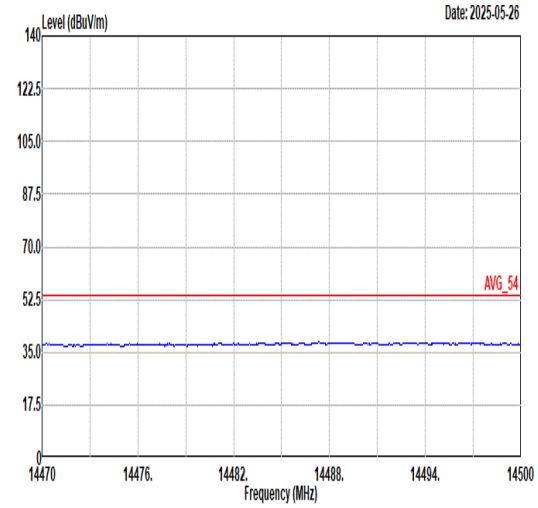 Site : 03CH15-HY Condition: AVG_54 3m 9120D-02294_240620 VERTICAL
17.7G ~18G Avg	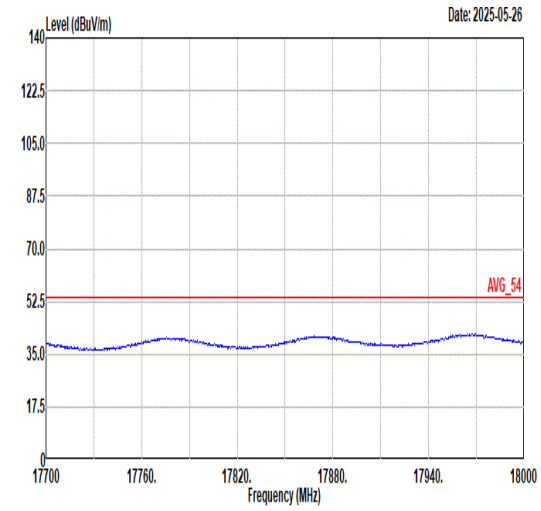 Site : 03CH15-HY Condition: AVG_54 3m 9120D-02294_240620 HORIZONTAL	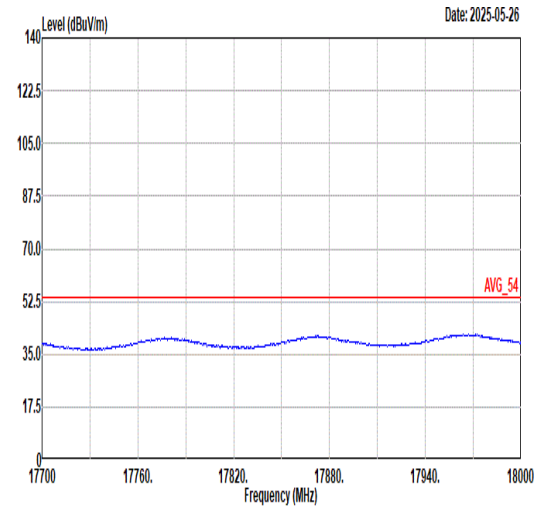 Site : 03CH15-HY Condition: AVG_54 3m 9120D-02294_240620 VERTICAL

Mode	44	
	Band Edge	
	U-NII-2C_5.47-5.725_802.11ax HE20_CH140_Partial_106/54RU _5700MHz	
ANT	1+2	
Pol.	Horizontal	Fundamental
Peak	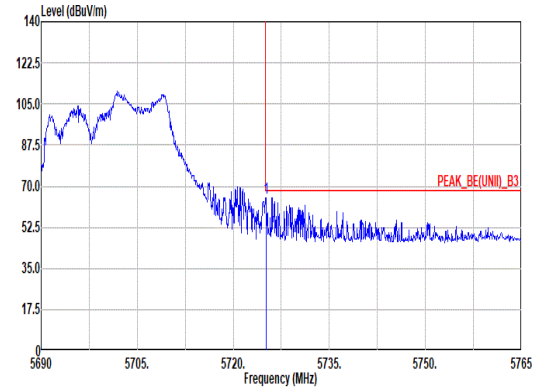 Site : 03CH15-HY Condition: PEAK_BE(UNII)_B3 3m 9120D-02294_240620 HORIZONTAL : RBW:1000.000kHz VBW:3000.000kHz SWT:Auto Freq Level Limit Line Margin Read Level Ant Factor Cable Loss Preamp Factor Aux Factor APos TPos Remark MHz dBuV/m dBuV/m dB dBuV dB/m dB dB dB cm deg 1 5725.10 64.91 68.20 -3.29 59.18 33.75 8.77 36.79 0.00 100 107 PEAK	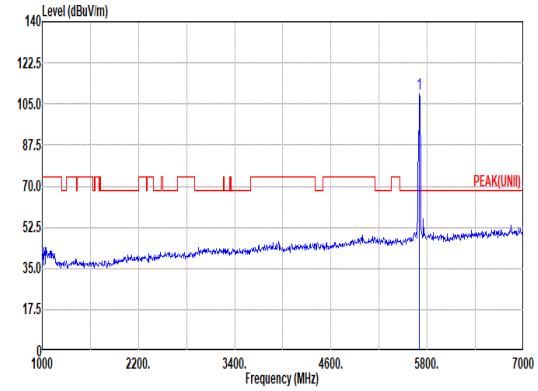 Site : 03CH15-HY Condition: PEAK(UNII) 3m 9120D-02294_240620 HORIZONTAL : RBW:1000.000kHz VBW:3000.000kHz SWT:Auto Freq Level Limit Line Margin Read Level Ant Factor Cable Loss Preamp Factor Aux Factor APos TPos Remark MHz dBuV/m dBuV/m dB dBuV dB/m dB dB dB cm deg 1 5700.00 109.34 ------ ------ 103.69 33.71 8.74 36.80 0.00 100 107 PEAK
Avg	Blank	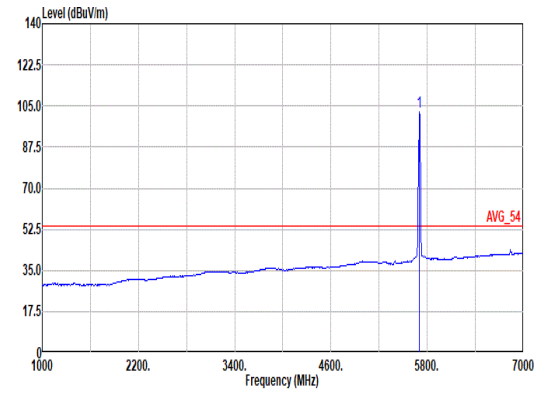 Site : 03CH15-HY Condition: AVG_54 3m 9120D-02294_240620 HORIZONTAL : RBW:1000.000kHz VBW:0.270kHz SWT:Auto Freq Level Limit Line Margin Read Level Ant Factor Cable Loss Preamp Factor Aux Factor APos TPos Remark MHz dBuV/m dBuV/m dB dBuV dB/m dB dB dB cm deg 1 5700.00 102.35 ------ ------ 96.70 33.71 8.74 36.80 0.00 100 107 AVERAGE

Mode	44	
	Band Edge	
	U-NII-2C_5.47-5.725_802.11ax HE20_CH140_Partial_106/54RU _5700MHz	
ANT	1+2	
Pol.	Vertical	Fundamental
Peak	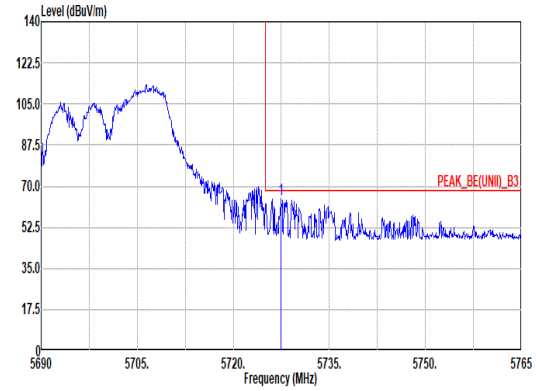 Site : 03CH15-HY Condition: PEAK_BE(UNII)_B3 3m 9120D-02294_240620 VERTICAL : RBW:1000.000kHz VBW:3000.000kHz SWT:Auto Freq Level Limit Line Margin Read Level Ant Factor Cable Loss Preamp Factor Aux Factor APos TPos Remark MHz dBuV/m dBuV/m dB dBuV dB/m dB dB dB cm deg 1 5727.43 64.60 68.20 -3.60 58.87 33.75 8.77 36.79 0.00 332 130 PEAK	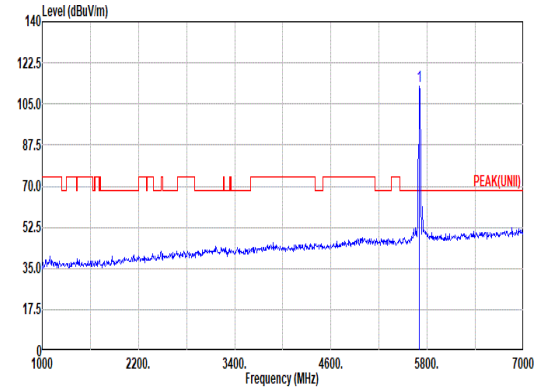 Site : 03CH15-HY Condition: PEAK(UNII) 3m 9120D-02294_240620 VERTICAL : RBW:1000.000kHz VBW:3000.000kHz SWT:Auto Freq Level Limit Line Margin Read Level Ant Factor Cable Loss Preamp Factor Aux Factor APos TPos Remark MHz dBuV/m dBuV/m dB dBuV dB/m dB dB dB cm deg 1 5700.00 112.27 ------ ------ 106.62 33.71 8.74 36.80 0.00 332 130 PEAK
Avg	Blank	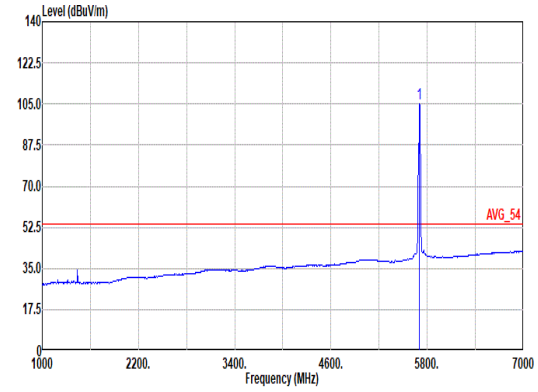 Site : 03CH15-HY Condition: AVG_54 3m 9120D-02294_240620 VERTICAL : RBW:1000.000kHz VBW:0.270kHz SWT:Auto Freq Level Limit Line Margin Read Level Ant Factor Cable Loss Preamp Factor Aux Factor APos TPos Remark MHz dBuV/m dBuV/m dB dBuV dB/m dB dB dB cm deg 1 5700.00 105.15 ------ ------ 99.50 33.71 8.74 36.80 0.00 332 130 AVERAGE

Mode	45	
	Band Edge - L	
	U-NII-2C_5.47-5.725_802.11ax HE40_CH102_Full RU_5510MHz	
ANT	1+2	
Pol.	Horizontal	Fundamental
Peak	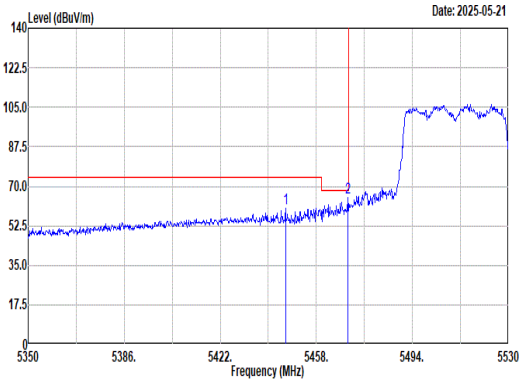 Site : 03CH15-HY Condition: PEAK_BE(UNII)_B3 3m 9120D-02294_240620 HORIZONTAL : RBW:1000.000kHz VBW:3000.000kHz SWT:Auto 1 5446.48 60.47 74.00 -13.53 55.88 32.80 8.61 36.82 0.00 114 132 PEAK 2 5469.88 64.88 68.20 -3.32 60.24 32.84 8.62 36.82 0.00 114 132 PEAK	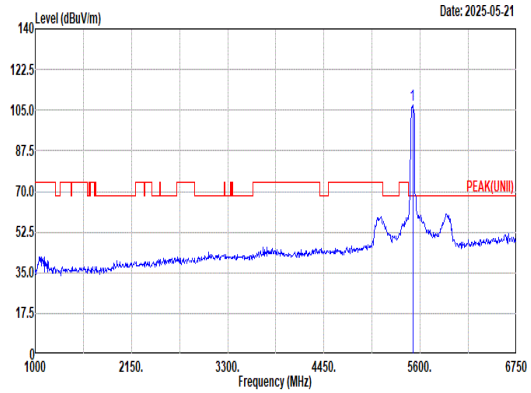 Site : 03CH15-HY Condition: PEAK(UNII) 3m 9120D-02294_240620 HORIZONTAL : RBW:1000.000kHz VBW:3000.000kHz SWT:Auto 1 5510.00 107.13 ------ ------ 102.41 32.92 8.62 36.82 0.00 114 132 PEAK
Avg	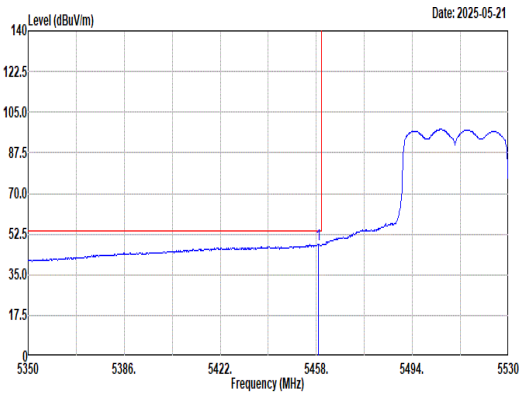 Site : 03CH15-HY Condition: AVG_BE(UNII)_B3 3m 9120D-02294_240620 HORIZONTAL : RBW:1000.000kHz VBW:0.560kHz SWT:Auto 1 5458.72 47.97 54.00 -6.03 43.35 32.82 8.62 36.82 0.00 114 132 AVERAGE	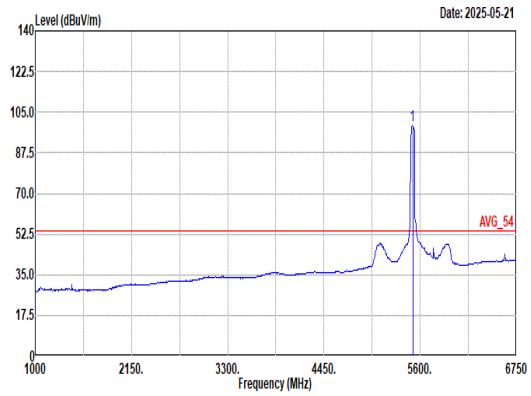 Site : 03CH15-HY Condition: AVG_54 3m 9120D-02294_240620 HORIZONTAL : RBW:1000.000kHz VBW:0.560kHz SWT:Auto 1 5510.00 99.12 ------ ------ 94.41 32.91 8.62 36.82 0.00 114 132 AVERAGE

Mode	45	
	Band Edge - R	
	U-NII-2C_5.47-5.725_802.11ax HE40_CH102_Full RU_5510MHz	
ANT	1+2	
Pol.	Horizontal	Fundamental
Peak	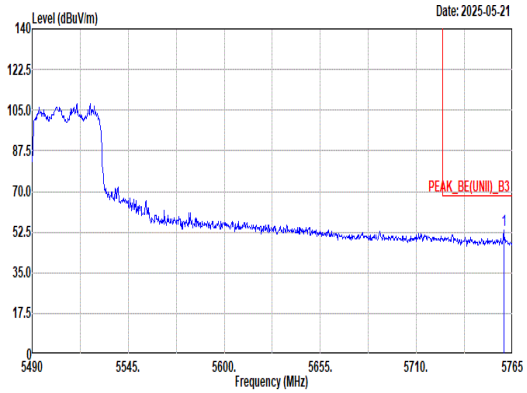 Site : 03CH15-HY Condition: PEAK_BE(UNII)_B3 3m 9120D-02294_240620 HORIZONTAL : RBW:1000.000kHz VBW:3000.000kHz SWT:Auto Limit Read Ant Cable Preamp Aux APos TPos Freq Level Line Margin Level Factor Loss Factor Factor Remark MHz dBuV/m dBuV/m dB dBuV dB/m dB dB dB cm deg 1 5760.05 53.14 68.20 -15.06 47.26 33.86 8.81 36.79 0.00 114 132 PEAK	Blank

Mode	45	
	Band Edge - L	
	U-NII-2C_5.47-5.725_802.11ax HE40_CH102_Full RU_5510MHz	
ANT	1+2	
Pol.	Vertical	Fundamental
Peak	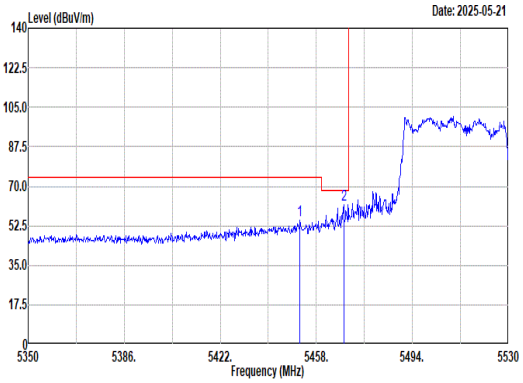 Site : 03CH15-HY Condition: PEAK_BE(UNII)_B3 3m 9120D-02294_240620 VERTICAL : RBW:1000.000kHz VBW:3000.000kHz SWT:Auto Freq Level Limit Line Margin Read Level Ant Factor Cable Loss Preamp Factor Aux Factor APos TPos Remark MHz dBuV/m dBuV/m dB dBuV dB/m dB dB dB cm deg 1 5451.88 54.79 74.00 -19.21 50.19 32.80 8.62 36.82 0.00 400 185 PEAK 2 5468.26 61.98 68.20 -6.22 57.34 32.84 8.62 36.82 0.00 400 185 PEAK	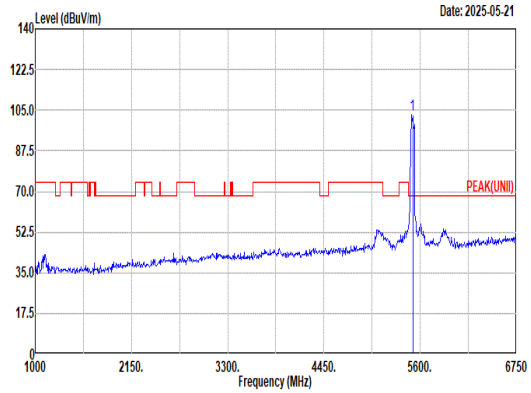 Site : 03CH15-HY Condition: PEAK(UNII) 3m 9120D-02294_240620 VERTICAL : RBW:1000.000kHz VBW:3000.000kHz SWT:Auto Freq Level Limit Line Margin Read Level Ant Factor Cable Loss Preamp Factor Aux Factor APos TPos Remark MHz dBuV/m dBuV/m dB dBuV dB/m dB dB dB cm deg 1 5510.00 103.03 ------ ------ 98.33 32.90 8.62 36.82 0.00 400 185 PEAK
Avg	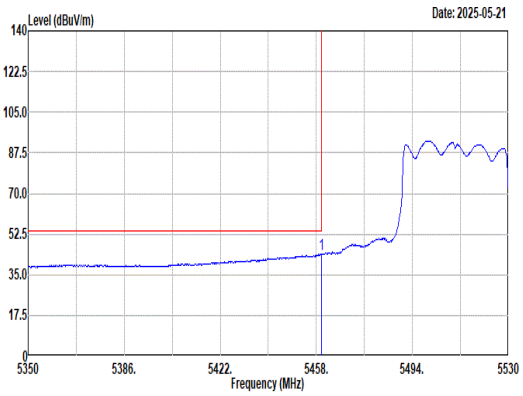 Site : 03CH15-HY Condition: AVG_BE(UNII)_B3 3m 9120D-02294_240620 VERTICAL : RBW:1000.000kHz VBW:0.560kHz SWT:Auto Freq Level Limit Line Margin Read Level Ant Factor Cable Loss Preamp Factor Aux Factor APos TPos Remark MHz dBuV/m dBuV/m dB dBuV dB/m dB dB dB cm deg 1 5459.80 43.79 54.00 -10.21 39.17 32.82 8.62 36.82 0.00 400 185 AVERAGE	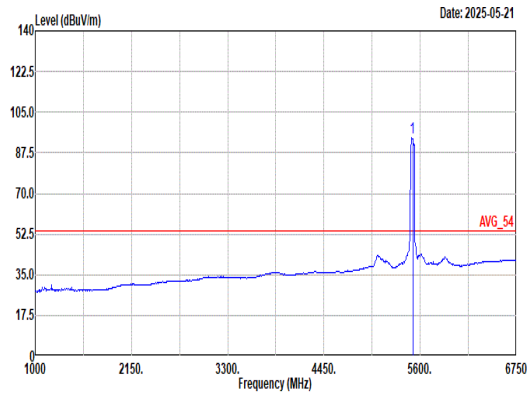 Site : 03CH15-HY Condition: AVG_54 3m 9120D-02294_240620 VERTICAL : RBW:1000.000kHz VBW:0.560kHz SWT:Auto Freq Level Limit Line Margin Read Level Ant Factor Cable Loss Preamp Factor Aux Factor APos TPos Remark MHz dBuV/m dBuV/m dB dBuV dB/m dB dB dB cm deg 1 5510.00 94.24 ------ ------ 89.54 32.90 8.62 36.82 0.00 400 185 AVERAGE

Mode	45	
	Band Edge - R	
	U-NII-2C_5.47-5.725_802.11ax HE40_CH102_Full RU_5510MHz	
ANT	1+2	
Pol.	Vertical	Fundamental
Peak	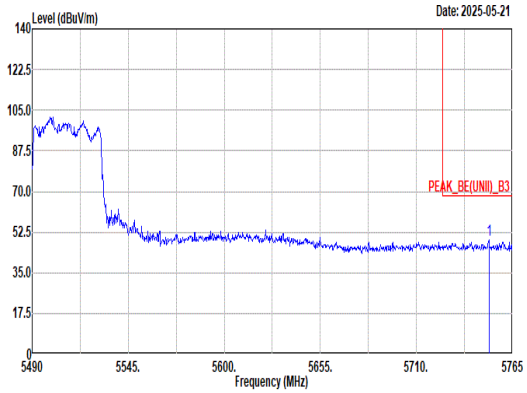 Site : 03CH15-HY Condition: PEAK_BE(UNII)_B3 3m 9120D-02294_240620 VERTICAL : RBW:1000.000kHz VBW:3000.000kHz SWT:Auto Limit Read Ant Cable Preamp Aux APos TPos Freq Level Line Margin Level Factor Loss Factor Factor Remark MHz dBuV/m dBuV/m dB dBuV dB/m dB dB dB cm deg 1 5751.53 48.88 68.20 -19.32 43.06 33.81 8.80 36.79 0.00 400 185 PEAK	Blank

Mode	45	
	Harmonic	
	U-NII-2C_5.47-5.725_802.11ax HE40_CH102_Full RU_5510MHz	
ANT	1+2	
Pol.	Horizontal	Vertical
Peak Avg	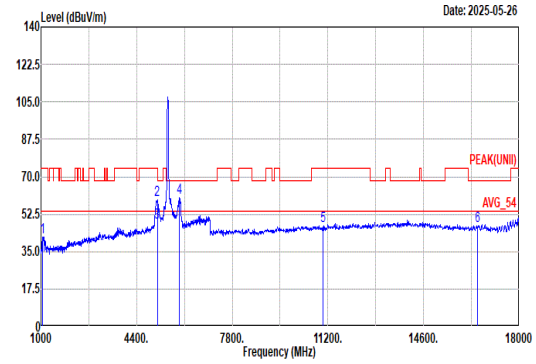 Site : 03CH15-HY Condition: PEAK(UNII) 3m 9120D-02294_240620 HORIZONTAL Freq Level Limit Line Margin Read Level Ant Factor Cable Loss Preamp Factor Aux Factor APos TPos Remark MHz dBuV/m dBuV/m dB dBuV dB/m dB dB dB cm deg 1 1060.00 41.98 74.00 -32.02 50.44 24.96 3.78 37.20 0.00 118 119 Peak 2 5134.00 59.33 74.00 -14.67 54.64 33.14 8.40 36.85 0.00 112 130 Peak 3 5134.00 48.44 54.00 -5.56 43.75 33.14 8.40 36.85 0.00 112 130 Average 4 5908.00 60.19 68.20 -8.01 53.62 34.37 8.97 36.77 0.00 114 135 Peak 5 11020.00 46.87 74.00 -27.13 52.86 38.68 12.29 57.87 0.91 -- -- PEAK 6 16530.00 47.10 68.20 -21.10 51.10 38.12 15.32 58.40 0.96 -- -- PEAK	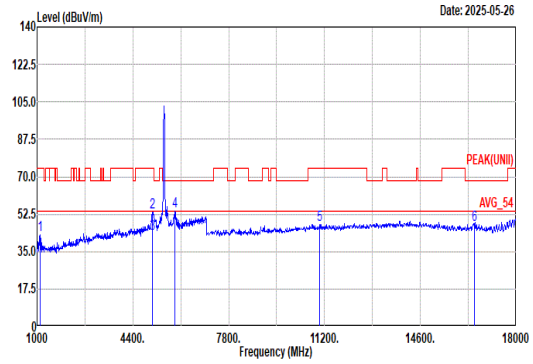 Site : 03CH15-HY Condition: PEAK(UNII) 3m 9120D-02294_240620 VERTICAL Freq Level Limit Line Margin Read Level Ant Factor Cable Loss Preamp Factor Aux Factor APos TPos Remark MHz dBuV/m dBuV/m dB dBuV dB/m dB dB dB cm deg 1 1114.00 42.97 74.00 -31.03 50.91 25.37 3.87 37.18 0.00 400 177 Peak 2 5080.00 53.48 74.00 -20.52 48.96 33.00 8.37 36.85 0.00 400 180 Peak 3 5080.00 43.15 54.00 -10.85 38.63 33.00 8.37 36.85 0.00 400 180 Average 4 5878.00 54.11 68.20 -14.09 47.63 34.31 8.94 36.77 0.00 400 183 Peak 5 11020.00 47.38 74.00 -26.62 53.37 38.68 12.29 57.87 0.91 -- -- PEAK 6 16530.00 47.41 68.20 -20.79 51.41 38.12 15.32 58.40 0.96 -- -- PEAK

Mode	45	
	Harmonic	
	U-NII-2C_5.47-5.725_802.11ax HE40_CH102_Full RU_5510MHz	
ANT	1+2	
Pol.	Horizontal	Vertical
14.47G ~14.5G Avg	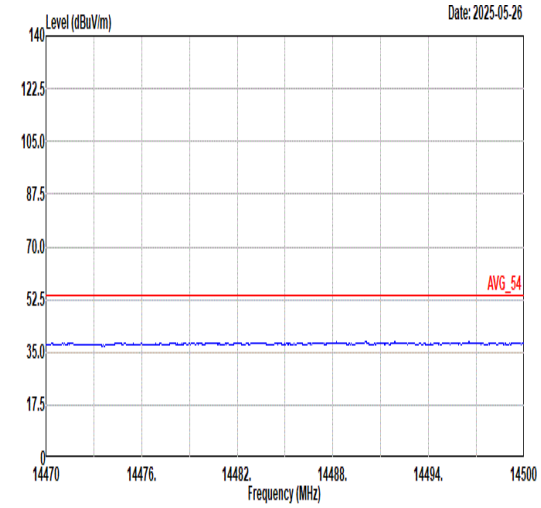 Site : 03CH15-HY Condition: AVG_54 3m 9120D-02294_240620 HORIZONTAL	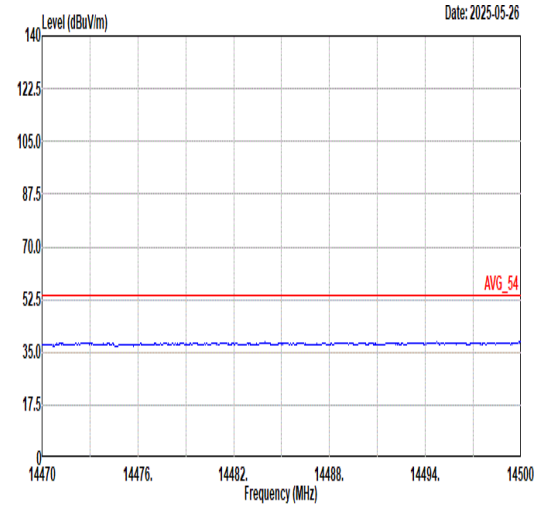 Site : 03CH15-HY Condition: AVG_54 3m 9120D-02294_240620 VERTICAL
17.7G ~18G Avg	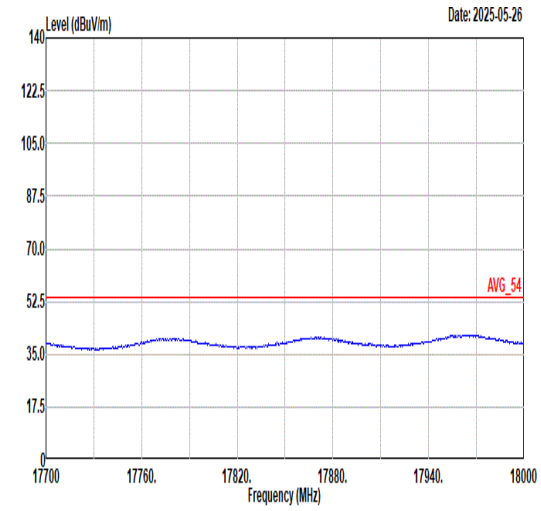 Site : 03CH15-HY Condition: AVG_54 3m 9120D-02294_240620 HORIZONTAL	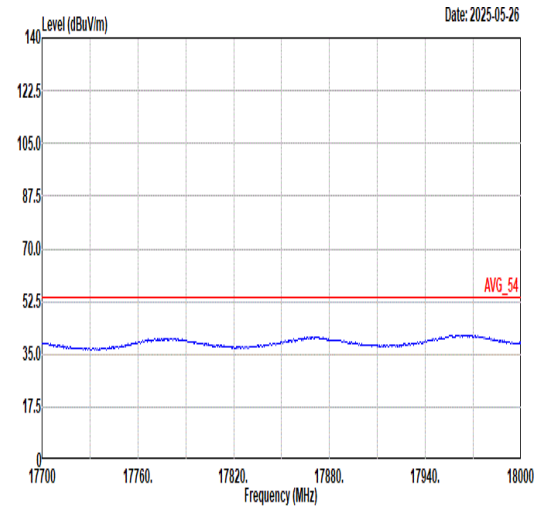 Site : 03CH15-HY Condition: AVG_54 3m 9120D-02294_240620 VERTICAL

Mode	46	
	Band Edge - L	
	U-NII-2C_5.47-5.725_802.11ax HE40_CH102_Partial_242/61RU _5510MHz	
ANT	1+2	
Pol.	Horizontal	Fundamental
Peak	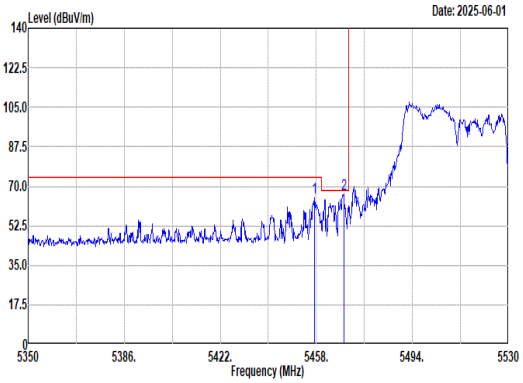 Site : 03CH15-HY Condition: PEAK_BE(UNII)_B3 3m 9120D-02294_240620 HORIZONTAL : RBW:1000.000kHz VBW:3000.000kHz SWT:Auto Freq Level Limit Line Margin Read Level Ant Factor Cable Loss Preamp Factor Aux Factor APos TPos Remark MHz dBuV/m dBuV/m dB dBuV dB/m dB dB dB cm deg 1 5457.28 64.76 74.00 -9.24 60.15 32.81 8.62 36.82 0.00 100 130 PEAK 2 5468.26 66.49 68.20 -1.71 61.85 32.84 8.62 36.82 0.00 100 130 PEAK	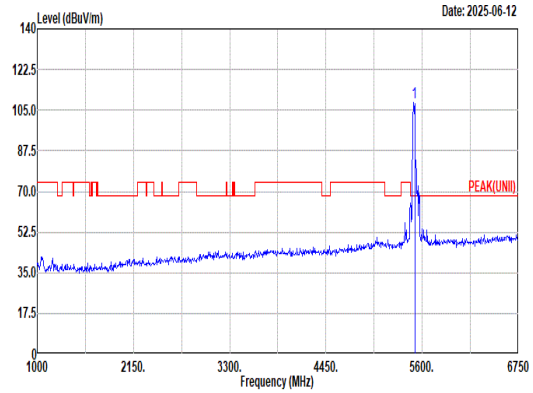 Site : 03CH15-HY Condition: PEAK(UNII) 3m 9120D-02294_240620 HORIZONTAL : RBW:1000.000kHz VBW:3000.000kHz SWT:Auto Freq Level Limit Line Margin Read Level Ant Factor Cable Loss Preamp Factor Aux Factor APos TPos Remark MHz dBuV/m dBuV/m dB dBuV dB/m dB dB dB cm deg 1 5510.00 108.32 ------ ------ 103.63 32.89 8.62 36.82 0.00 100 130 PEAK
Avg	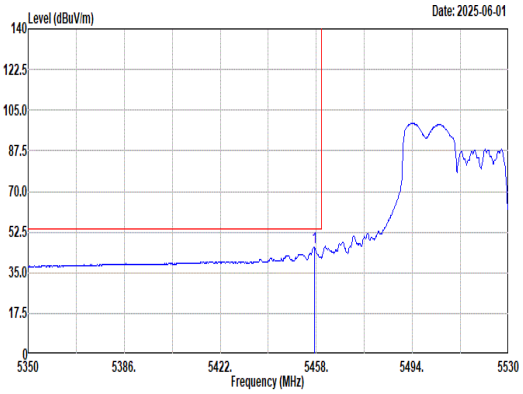 Site : 03CH15-HY Condition: AVG_BE(UNII)_B3 3m 9120D-02294_240620 HORIZONTAL : RBW:1000.000kHz VBW:8.620kHz SWT:Auto Freq Level Limit Line Margin Read Level Ant Factor Cable Loss Preamp Factor Aux Factor APos TPos Remark MHz dBuV/m dBuV/m dB dBuV dB/m dB dB dB cm deg 1 5457.28 46.13 54.00 -7.87 41.52 32.81 8.62 36.82 0.00 100 130 AVERAGE	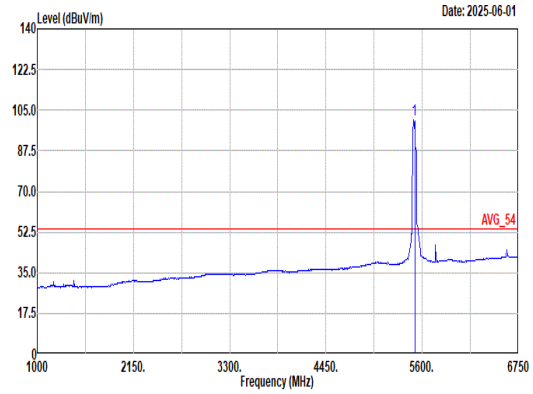 Site : 03CH15-HY Condition: AVG_54 3m 9120D-02294_240620 HORIZONTAL : RBW:1000.000kHz VBW:8.620kHz SWT:Auto Freq Level Limit Line Margin Read Level Ant Factor Cable Loss Preamp Factor Aux Factor APos TPos Remark MHz dBuV/m dBuV/m dB dBuV dB/m dB dB dB cm deg 1 5510.00 100.65 ------ ------ 95.96 32.89 8.62 36.82 0.00 100 130 AVERAGE

Mode	46	
	Band Edge - R	
	U-NII-2C_5.47-5.725_802.11ax HE40_CH102_Partial_242/61RU _5510MHz	
ANT	1+2	
Pol.	Horizontal	Fundamental
Peak	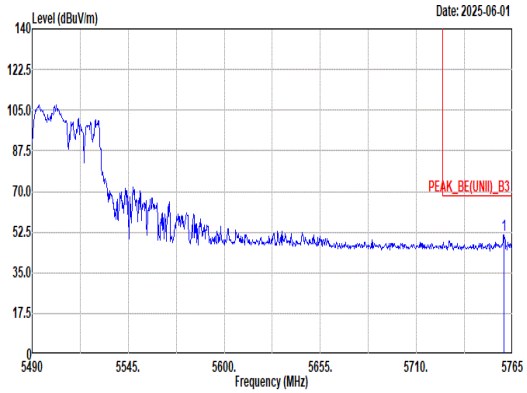 Site : 03CH15-HY Condition: PEAK_BE(UNII)_B3 3m 9120D-02294_240620 HORIZONTAL : RBW:1000.000kHz VBW:3000.000kHz SWT:Auto Limit Read Ant Cable Preamp Aux APos TPos Freq Level Line Margin Level Factor Loss Factor Factor Remark MHz dBuV/m dBuV/m dB dBuV dB/m dB dB dB cm deg 1 5760.05 51.43 68.20 -16.77 45.55 33.86 8.81 36.79 0.00 100 130 PEAK	Blank

Mode	46	
	Band Edge - L	
	U-NII-2C_5.47-5.725_802.11ax HE40_CH102_Partial_242/61RU _5510MHz	
ANT	1+2	
Pol.	Vertical	Fundamental
Peak	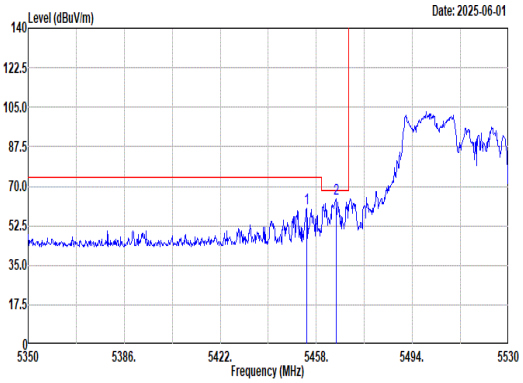 Site : 03CH15-HY Condition: PEAK_BE(UNII)_B3 3m 9120D-02294_240620 VERTICAL : RBW:1000.000kHz VBW:3000.000kHz SWT:Auto Freq Level Limit Line Margin Read Level Ant Factor Cable Loss Preamp Factor Aux Factor APos TPos Remark MHz dBuV/m dBuV/m dB dBuV dB/m dB dB dB cm deg 1 5454.40 60.09 74.00 -13.91 55.48 32.81 8.62 36.82 0.00 400 187 PEAK 2 5465.38 64.22 68.20 -3.98 59.59 32.83 8.62 36.82 0.00 400 187 PEAK	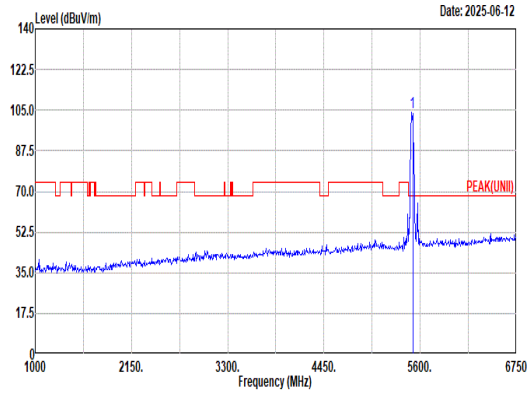 Site : 03CH15-HY Condition: PEAK(UNII) 3m 9120D-02294_240620 VERTICAL : RBW:1000.000kHz VBW:3000.000kHz SWT:Auto Freq Level Limit Line Margin Read Level Ant Factor Cable Loss Preamp Factor Aux Factor APos TPos Remark MHz dBuV/m dBuV/m dB dBuV dB/m dB dB dB cm deg 1 5510.00 104.23 ------ ------ 99.51 32.92 8.62 36.82 0.00 400 187 PEAK
Avg	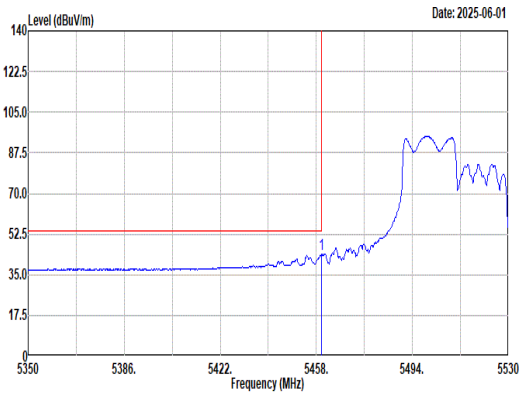 Site : 03CH15-HY Condition: AVG_BE(UNII)_B3 3m 9120D-02294_240620 VERTICAL : RBW:1000.000kHz VBW:8.620kHz SWT:Auto Freq Level Limit Line Margin Read Level Ant Factor Cable Loss Preamp Factor Aux Factor APos TPos Remark MHz dBuV/m dBuV/m dB dBuV dB/m dB dB dB cm deg 1 5459.98 43.99 54.00 -10.01 39.37 32.82 8.62 36.82 0.00 400 187 AVERAGE	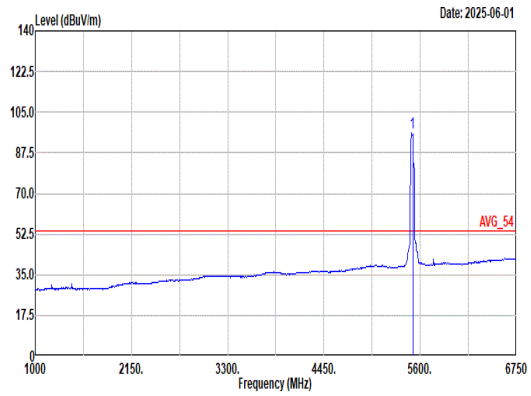 Site : 03CH15-HY Condition: AVG_54 3m 9120D-02294_240620 VERTICAL : RBW:1000.000kHz VBW:8.620kHz SWT:Auto Freq Level Limit Line Margin Read Level Ant Factor Cable Loss Preamp Factor Aux Factor APos TPos Remark MHz dBuV/m dBuV/m dB dBuV dB/m dB dB dB cm deg 1 5510.00 95.93 ------ ------ 91.23 32.90 8.62 36.82 0.00 400 187 AVERAGE

Mode	46	
	Band Edge - R	
	U-NII-2C_5.47-5.725_802.11ax HE40_CH102_Partial_242/61RU _5510MHz	
ANT	1+2	
Pol.	Vertical	Fundamental
Peak	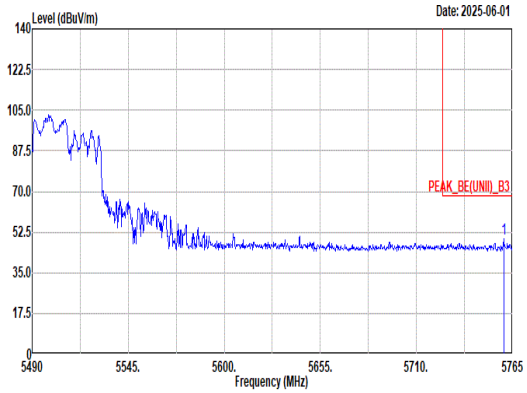 Site : 03CH15-HY Condition: PEAK_BE(UNII)_B3 3m 9120D-02294_240620 VERTICAL : RBW:1000.000kHz VBW:3000.000kHz SWT:Auto Freq Level Limit Line Margin Read Level Ant Factor Cable Loss Preamp Factor Aux Factor APos TPos Remark MHz dBuV/m dBuV/m dB dBuV dB/m dB dB dB cm deg 1 5760.05 49.42 68.20 -18.78 43.54 33.86 8.81 36.79 0.00 400 187 PEAK	Blank

Mode	47	
	Band Edge - L	
	U-NII-2C_5.47-5.725_802.11ax HE40_CH110_Full RU_5550MHz	
ANT	1+2	
Pol.	Horizontal	Fundamental
Peak	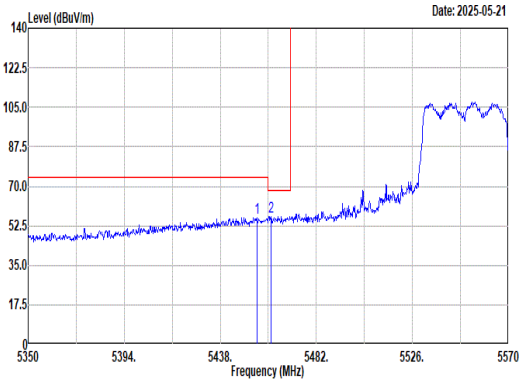 Site : 03CH15-HY Condition: PEAK_BE(UNII)_B3 3m 9120D-02294_240620 HORIZONTAL : RBW:1000.000kHz VBW:3000.000kHz SWT:Auto 1 5454.72 56.26 74.00 -17.74 51.65 32.81 8.62 36.82 0.00 101 126 PEAK 2 5461.10 56.63 68.20 -11.57 52.01 32.82 8.62 36.82 0.00 101 126 PEAK	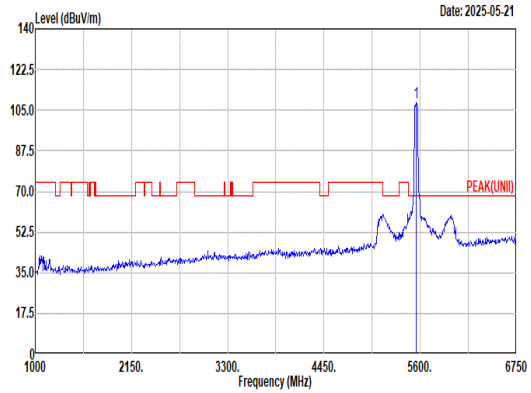 Site : 03CH15-HY Condition: PEAK(UNII) 3m 9120D-02294_240620 HORIZONTAL : RBW:1000.000kHz VBW:3000.000kHz SWT:Auto 1 5550.00 108.53 ------ ------ 103.71 33.00 8.63 36.81 0.00 101 126 PEAK
Avg	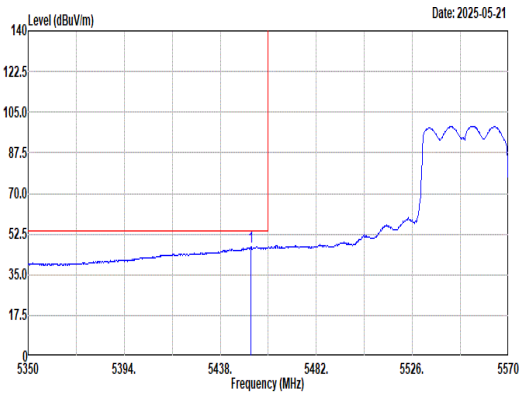 Site : 03CH15-HY Condition: AVG_BE(UNII)_B3 3m 9120D-02294_240620 HORIZONTAL : RBW:1000.000kHz VBW:0.560kHz SWT:Auto 1 5451.86 47.00 54.00 -7.00 42.40 32.80 8.62 36.82 0.00 101 126 AVERAGE	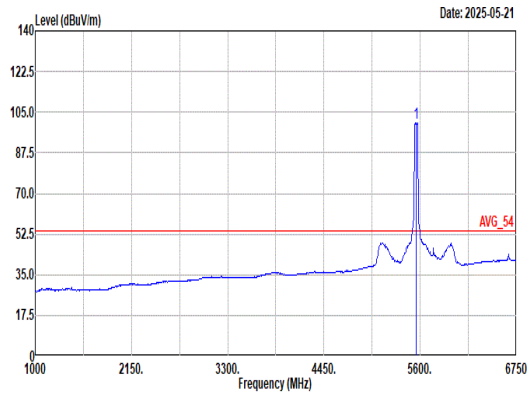 Site : 03CH15-HY Condition: AVG_54 3m 9120D-02294_240620 HORIZONTAL : RBW:1000.000kHz VBW:0.560kHz SWT:Auto 1 5550.00 100.51 ------ ------ 95.69 33.00 8.63 36.81 0.00 101 126 AVERAGE

Mode	47	
	Band Edge - R	
	U-NII-2C_5.47-5.725_802.11ax HE40_CH110_Full RU_5550MHz	
ANT	1+2	
Pol.	Horizontal	Fundamental
Peak	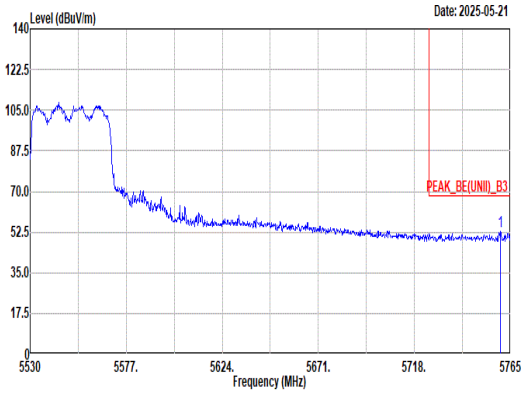 Site : 03CH15-HY Condition: PEAK_BE(UNII)_B3 3m 9120D-02294_240620 HORIZONTAL : RBW:1000.000kHz VBW:3000.000kHz SWT:Auto Limit Read Ant Cable Preamp Aux APos TPos Freq Level Line Margin Level Factor Loss Factor Factor Remark MHz dBuV/m dBuV/m dB dBuV dB/m dB dB dB cm deg 1 5760.07 52.76 68.20 -15.44 46.88 33.86 8.81 36.79 0.00 101 126 PEAK	Blank

Mode	47	
	Band Edge - L	
	U-NII-2C_5.47-5.725_802.11ax HE40_CH110_Full RU_5550MHz	
ANT	1+2	
Pol.	Vertical	Fundamental
Peak	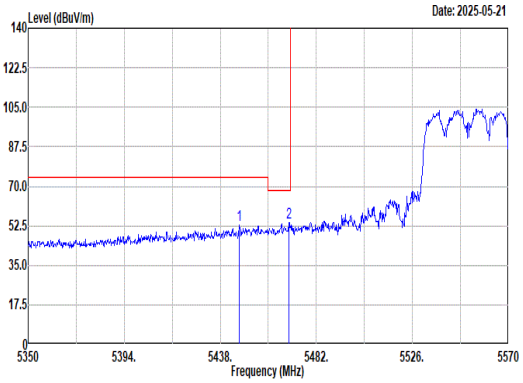 Site : 03CH15-HY Condition: PEAK_BE(UNII)_B3 3m 9120D-02294_240620 VERTICAL : RBW:1000.000kHz VBW:3000.000kHz SWT:Auto Freq Level Limit Line Margin Read Level Ant Factor Cable Loss Preamp Factor Aux Factor APos TPos Remark MHz dBuV/m dBuV/m dB dBuV dB/m dB dB dB cm deg 1 5446.58 52.66 74.00 -21.34 48.07 32.80 8.61 36.82 0.00 320 126 PEAK 2 5469.46 53.80 68.20 -14.40 49.16 32.84 8.62 36.82 0.00 320 126 PEAK	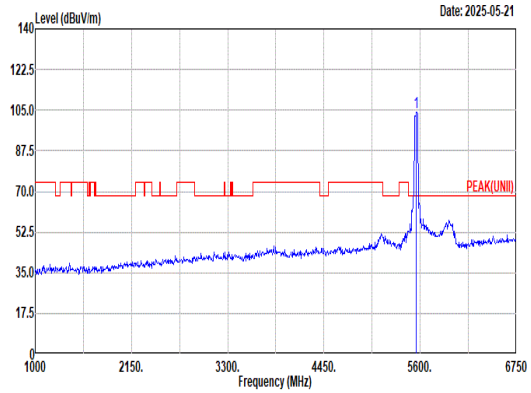 Site : 03CH15-HY Condition: PEAK(UNII) 3m 9120D-02294_240620 VERTICAL : RBW:1000.000kHz VBW:3000.000kHz SWT:Auto Freq Level Limit Line Margin Read Level Ant Factor Cable Loss Preamp Factor Aux Factor APos TPos Remark MHz dBuV/m dBuV/m dB dBuV dB/m dB dB dB cm deg 1 5550.00 104.14 ------ ------ 99.32 33.00 8.63 36.81 0.00 320 126 PEAK
Avg	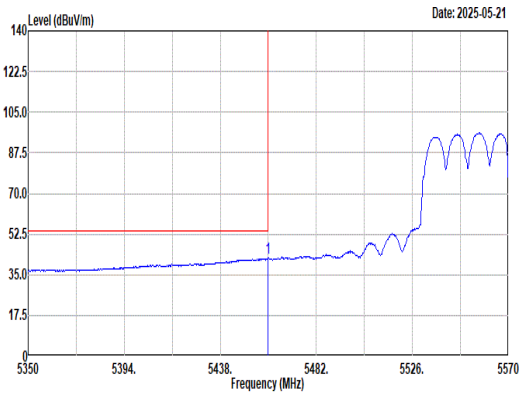 Site : 03CH15-HY Condition: AVG_BE(UNII)_B3 3m 9120D-02294_240620 VERTICAL : RBW:1000.000kHz VBW:0.560kHz SWT:Auto Freq Level Limit Line Margin Read Level Ant Factor Cable Loss Preamp Factor Aux Factor APos TPos Remark MHz dBuV/m dBuV/m dB dBuV dB/m dB dB dB cm deg 1 5460.00 42.31 54.00 -11.69 37.69 32.82 8.62 36.82 0.00 320 126 AVERAGE	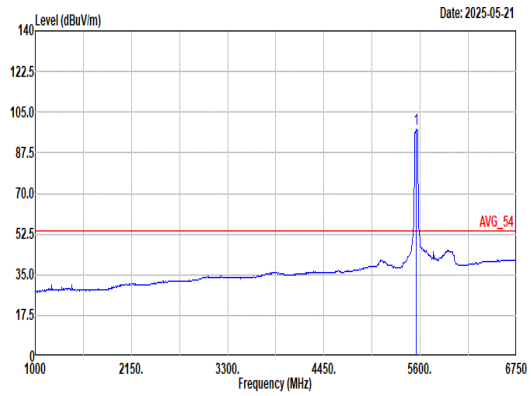 Site : 03CH15-HY Condition: AVG_54 3m 9120D-02294_240620 VERTICAL : RBW:1000.000kHz VBW:0.560kHz SWT:Auto Freq Level Limit Line Margin Read Level Ant Factor Cable Loss Preamp Factor Aux Factor APos TPos Remark MHz dBuV/m dBuV/m dB dBuV dB/m dB dB dB cm deg 1 5550.00 97.69 ------ ------ 92.87 33.00 8.63 36.81 0.00 320 126 AVERAGE

Mode	47	
	Band Edge - R	
	U-NII-2C_5.47-5.725_802.11ax HE40_CH110_Full RU_5550MHz	
ANT	1+2	
Pol.	Vertical	Fundamental
Peak	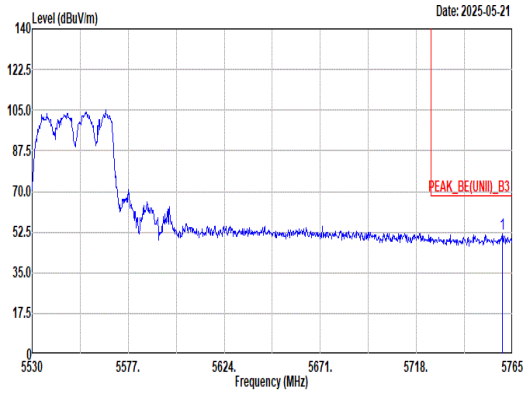 Site : 03CH15-HY Condition: PEAK_BE(UNII)_B3 3m 9120D-02294_240620 VERTICAL : RBW:1000.000kHz VBW:3000.000kHz SWT:Auto Limit Read Ant Cable Preamp Aux APos TPos Freq Level Line Margin Level Factor Loss Factor Factor Remark MHz dBuV/m dBuV/m dB dBuV dB/m dB dB dB cm deg 1 5760.07 51.95 68.20 -16.25 46.07 33.86 8.81 36.79 0.00 320 126 PEAK	Blank

Mode	47	
	Harmonic	
	U-NII-2C_5.47-5.725_802.11ax HE40_CH110_Full RU_5550MHz	
ANT	1+2	
Pol.	Horizontal	Vertical
Peak Avg	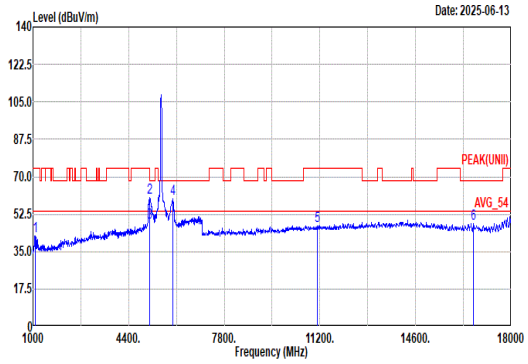 Site : 03CH15-HY Condition: PEAK(UNII) 3m 9120D-02294_240620 HORIZONTAL Freq Level Limit Line Margin Read Level Ant Factor Cable Loss Preamp Factor Aux Factor APos TPos Remark MHz dBuV/m dBuV/m dB dBuV dB/m dB dB dB cm deg 1 1072.00 42.24 74.00 -31.76 50.61 25.03 3.80 37.20 0.00 103 135 Peak 2 5148.00 60.01 74.00 -13.99 55.26 33.19 8.41 36.85 0.00 102 128 Peak 3 5148.00 48.80 54.00 -5.20 44.05 33.19 8.41 36.85 0.00 102 128 Average 4 5974.00 59.58 68.20 -8.62 53.10 34.20 9.04 36.76 0.00 101 130 Peak 5 11100.00 46.78 74.00 -27.22 52.73 38.60 12.34 57.80 0.91 -- -- PEAK 6 16650.00 48.25 68.20 -19.95 52.66 37.95 15.32 58.64 0.96 -- -- PEAK	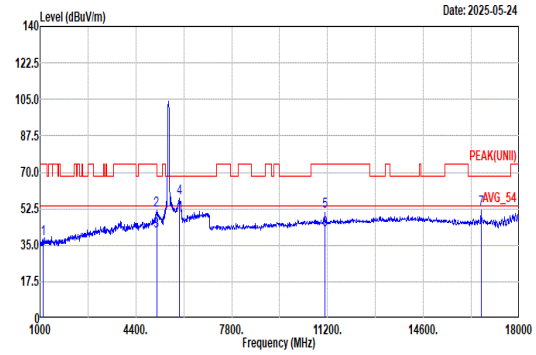 Site : 03CH15-HY Condition: PEAK(UNII) 3m 9120D-02294_240620 VERTICAL Freq Level Limit Line Margin Read Level Ant Factor Cable Loss Preamp Factor Aux Factor APos TPos Remark MHz dBuV/m dBuV/m dB dBuV dB/m dB dB dB cm deg 1 1102.00 37.92 74.00 -36.08 46.04 25.22 3.85 37.19 0.00 317 124 Peak 2 5134.00 51.61 74.00 -22.39 46.92 33.14 8.40 36.85 0.00 321 123 Peak 3 5134.00 41.80 54.00 -12.20 37.11 33.14 8.40 36.85 0.00 321 123 Average 4 5944.00 57.61 68.20 -10.59 51.15 34.22 9.01 36.77 0.00 337 105 Peak 5 11100.00 51.26 74.00 -22.74 57.21 38.60 12.34 57.80 0.91 231 0 PEAK 6 11100.00 42.39 54.00 -11.61 48.34 38.60 12.34 57.80 0.91 231 0 AVERAGE 7 16650.00 52.44 68.20 -15.76 56.85 37.95 15.32 58.64 0.96 199 350 PEAK

Mode	47	
	Harmonic	
	U-NII-2C_5.47-5.725_802.11ax HE40_CH110_Full RU_5550MHz	
ANT	1+2	
Pol.	Horizontal	Vertical
14.47G ~14.5G Avg	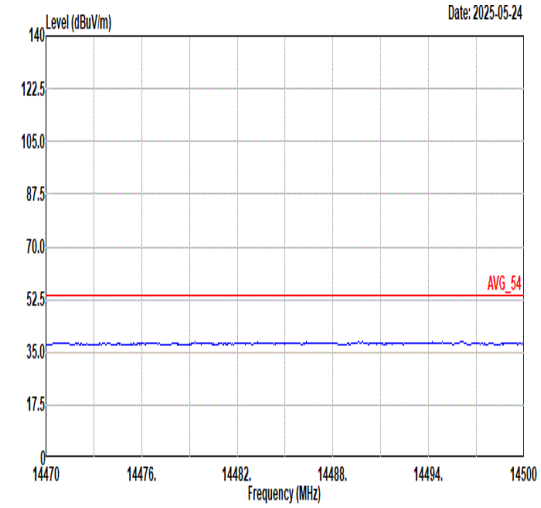 Site : 03CH15-HY Condition: AVG_54 3m 9120D-02294_240620 HORIZONTAL	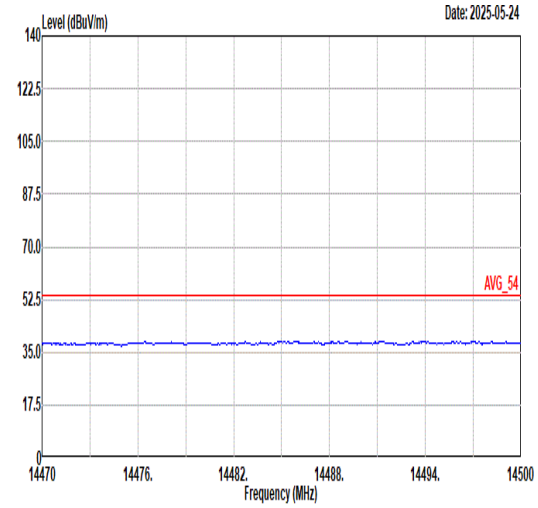 Site : 03CH15-HY Condition: AVG_54 3m 9120D-02294_240620 VERTICAL
17.7G ~18G Avg	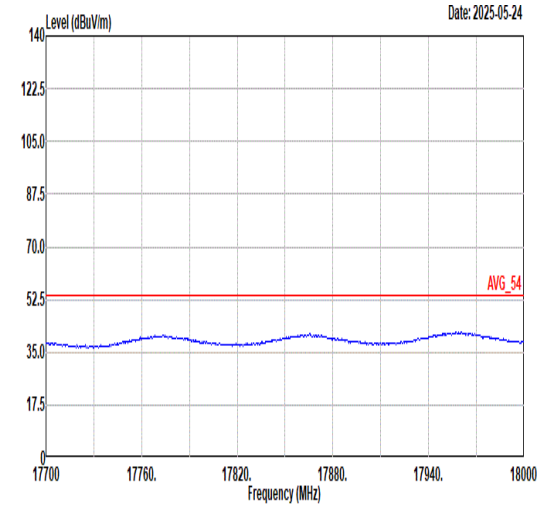 Site : 03CH15-HY Condition: AVG_54 3m 9120D-02294_240620 HORIZONTAL	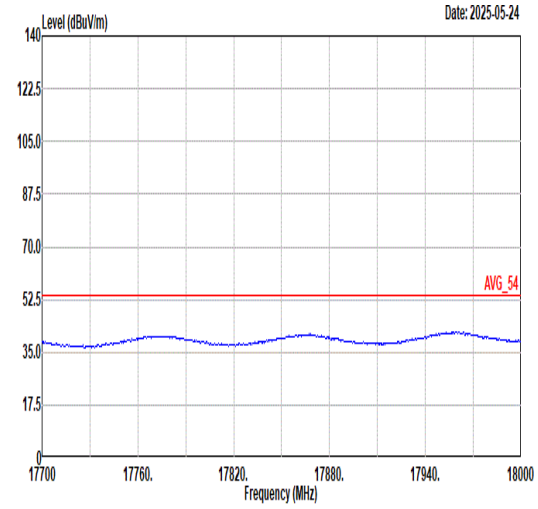 Site : 03CH15-HY Condition: AVG_54 3m 9120D-02294_240620 VERTICAL

Mode	48	
	Band Edge - L	
	U-NII-2C_5.47-5.725_802.11ax HE40_CH134_Full RU_5670MHz	
ANT	1+2	
Pol.	Horizontal	Fundamental
Peak	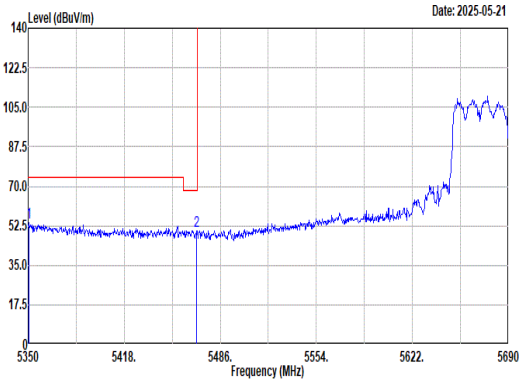 Site : 03CH15-HY Condition: PEAK_BE(UNII)_B3 3m 9120D-02294_240620 HORIZONTAL : RBW:1000.000kHz VBW:3000.000kHz SWT:Auto Freq Level Limit Line Margin Read Level Ant Factor Cable Loss Preamp Factor Aux Factor APos TPos Remark MHz dBuV/m dBuV/m dB dBuV dB/m dB dB dB cm deg 1 5350.68 53.76 74.00 -20.24 49.12 32.90 8.57 36.83 0.00 100 91 PEAK 2 5469.00 50.32 68.20 -17.88 45.68 32.84 8.62 36.82 0.00 100 91 PEAK	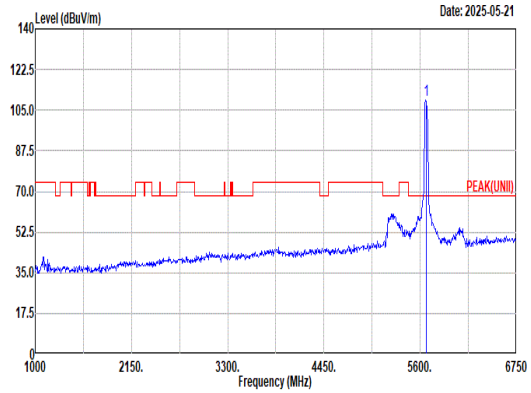 Site : 03CH15-HY Condition: PEAK(UNII) 3m 9120D-02294_240620 HORIZONTAL : RBW:1000.000kHz VBW:3000.000kHz SWT:Auto Freq Level Limit Line Margin Read Level Ant Factor Cable Loss Preamp Factor Aux Factor APos TPos Remark MHz dBuV/m dBuV/m dB dBuV dB/m dB dB dB cm deg 1 5670.00 109.60 ------ ------ 104.30 33.40 8.70 36.80 0.00 100 91 PEAK
Avg	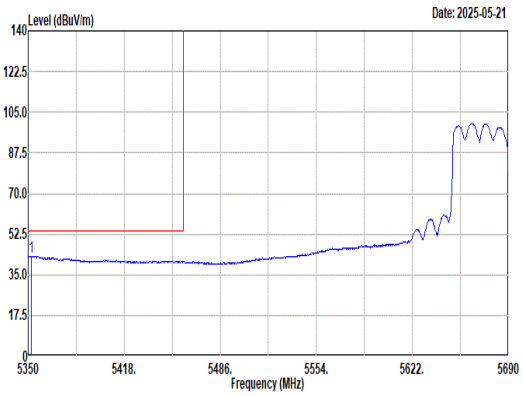 Site : 03CH15-HY Condition: AVG_BE(UNII)_B3 3m 9120D-02294_240620 HORIZONTAL : RBW:1000.000kHz VBW:0.560kHz SWT:Auto Freq Level Limit Line Margin Read Level Ant Factor Cable Loss Preamp Factor Aux Factor APos TPos Remark MHz dBuV/m dBuV/m dB dBuV dB/m dB dB dB cm deg 1 5352.38 42.96 54.00 -11.04 38.32 32.90 8.57 36.83 0.00 100 91 AVERAGE	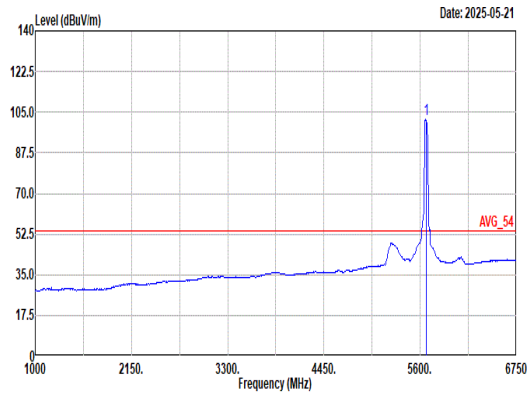 Site : 03CH15-HY Condition: AVG_54 3m 9120D-02294_240620 HORIZONTAL : RBW:1000.000kHz VBW:0.560kHz SWT:Auto Freq Level Limit Line Margin Read Level Ant Factor Cable Loss Preamp Factor Aux Factor APos TPos Remark MHz dBuV/m dBuV/m dB dBuV dB/m dB dB dB cm deg 1 5670.00 101.85 ------ ------ 96.55 33.40 8.70 36.80 0.00 100 91 AVERAGE

Mode	48	
	Band Edge - R	
	U-NII-2C_5.47-5.725_802.11ax HE40_CH134_Full RU_5670MHz	
ANT	1+2	
Pol.	Horizontal	Fundamental
Peak	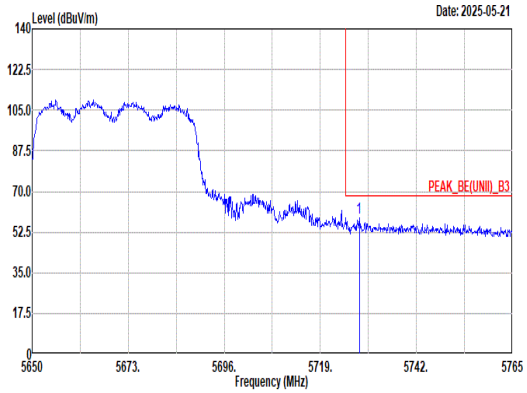 Site : 03CH15-HY Condition: PEAK_BE(UNII)_B3 3m 9120D-02294_240620 HORIZONTAL : RBW:1000.000kHz VBW:3000.000kHz SWT:Auto Limit Read Ant Cable Preamp Aux APos TPos Freq Level Line Margin Level Factor Loss Factor Factor Remark MHz dBuV/m dBuV/m dB dBuV dB/m dB dB dB cm deg 1 5728.32 58.69 68.20 -9.51 52.95 33.76 8.77 36.79 0.00 100 91 PEAK	Blank

Mode	48	
	Band Edge - L	
	U-NII-2C_5.47-5.725_802.11ax HE40_CH134_Full RU_5670MHz	
ANT	1+2	
Pol.	Vertical	Fundamental
Peak	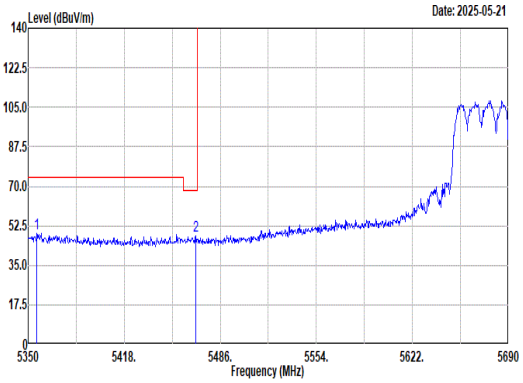 Site : 03CH15-HY Condition: PEAK_BE(UNII)_B3 3m 9120D-02294_240620 VERTICAL : RBW:1000.000kHz VBW:3000.000kHz SWT:Auto 1 5356.12 49.06 74.00 -24.94 44.43 32.89 8.57 36.83 0.00 308 124 PEAK 2 5468.66 48.08 68.20 -20.12 43.44 32.84 8.62 36.82 0.00 308 124 PEAK	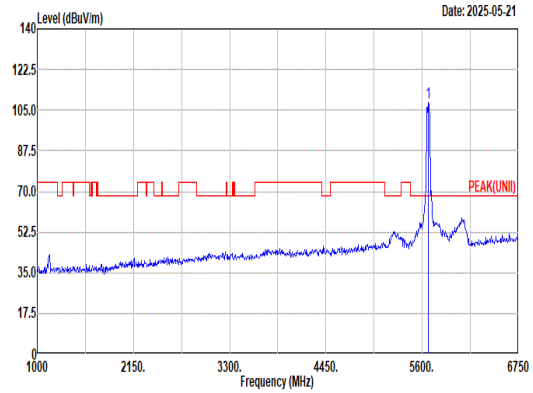 Site : 03CH15-HY Condition: PEAK(UNII) 3m 9120D-02294_240620 VERTICAL : RBW:1000.000kHz VBW:3000.000kHz SWT:Auto 1 5670.00 108.56 ------ ------ 103.22 33.44 8.70 36.80 0.00 308 124 PEAK
Avg	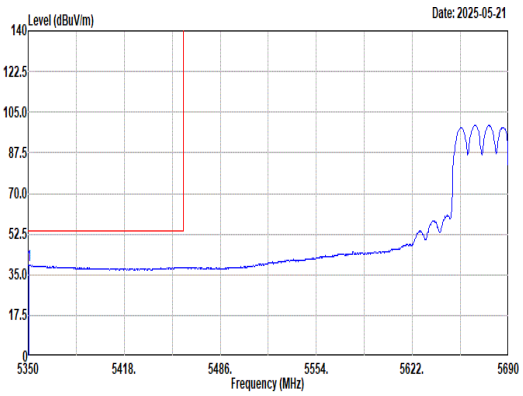 Site : 03CH15-HY Condition: AVG_BE(UNII)_B3 3m 9120D-02294_240620 VERTICAL : RBW:1000.000kHz VBW:0.560kHz SWT:Auto 1 5350.68 39.10 54.00 -14.90 34.46 32.90 8.57 36.83 0.00 308 124 AVERAGE	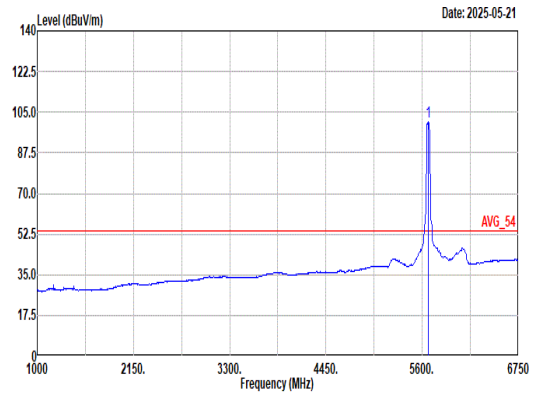 Site : 03CH15-HY Condition: AVG_54 3m 9120D-02294_240620 VERTICAL : RBW:1000.000kHz VBW:0.560kHz SWT:Auto 1 5670.00 101.00 ------ ------ 95.60 33.49 8.71 36.80 0.00 308 124 AVERAGE

Mode	48	
	Band Edge - R	
	U-NII-2C_5.47-5.725_802.11ax HE40_CH134_Full RU_5670MHz	
ANT	1+2	
Pol.	Vertical	Fundamental
Peak	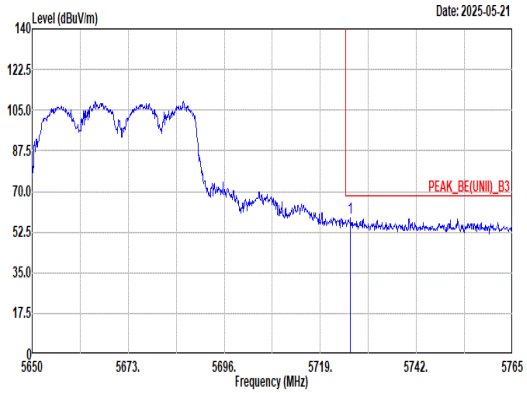 Site : 03CH15-HY Condition: PEAK_BE(UNII)_B3 3m 9120D-02294_240620 VERTICAL : RBW:1000.000kHz VBW:3000.000kHz SWT:Auto Limit Read Ant Cable Preamp Aux APos TPos Freq Level Line Margin Level Factor Loss Factor Factor Remark MHz dBuV/m dBuV/m dB dBuV dB/m dB dB dB cm deg 1 5726.25 58.82 68.20 -9.38 53.09 33.75 8.77 36.79 0.00 308 124 PEAK	Blank

Mode	48	
	Harmonic	
	U-NII-2C_5.47-5.725_802.11ax HE40_CH134_Full RU_5670MHz	
ANT	1+2	
Pol.	Horizontal	Vertical
Peak Avg	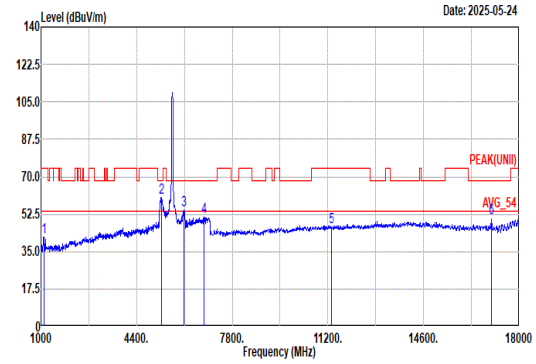 Site : 03CH15-HY Condition: PEAK(UNII) 3m 9120D-02294_240620 HORIZONTAL Freq Level Limit Line Margin Read Level Ant Factor Cable Loss Preamp Factor Aux Factor APos TPos Remark MHz dBuV/m dBuV/m dB dBuV dB/m dB dB dB cm deg 1 1102.00 41.96 74.00 -32.04 50.08 25.22 3.85 37.19 0.00 100 94 Peak 2 5278.00 60.19 68.20 -8.01 55.58 32.94 8.51 36.84 0.00 100 92 Peak 3 6076.00 54.34 68.20 -13.86 47.86 34.10 9.10 36.72 0.00 100 88 Peak 4 6804.00 51.50 68.20 -16.70 63.54 35.89 9.58 58.65 1.14 100 60 PEAK 5 11340.00 46.55 74.00 -27.45 51.78 38.94 12.49 57.58 0.92 -- -- PEAK 6 17010.00 50.50 68.20 -17.70 55.73 37.83 15.34 59.35 0.95 197 355 PEAK	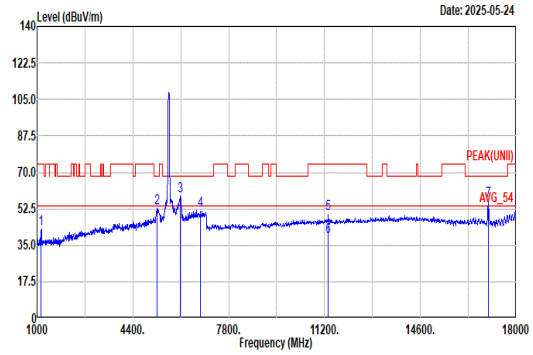 Site : 03CH15-HY Condition: PEAK(UNII) 3m 9120D-02294_240620 VERTICAL Freq Level Limit Line Margin Read Level Ant Factor Cable Loss Preamp Factor Aux Factor APos TPos Remark MHz dBuV/m dBuV/m dB dBuV dB/m dB dB dB cm deg 1 1150.00 42.60 74.00 -31.40 50.04 25.80 3.93 37.17 0.00 298 135 Peak 2 5260.00 52.90 68.20 -15.30 48.26 32.98 8.50 36.84 0.00 305 126 Peak 3 6070.00 58.40 68.20 -9.80 51.92 34.10 9.10 36.72 0.00 297 116 Peak 4 6804.00 51.90 68.20 -16.30 63.94 35.89 9.58 58.65 1.14 100 7 PEAK 5 11340.00 50.03 74.00 -23.97 55.26 38.94 12.49 57.58 0.92 110 63 PEAK 6 11340.00 39.04 54.00 -14.96 44.27 38.94 12.49 57.58 0.92 110 63 AVERAGE 7 17010.00 56.78 68.20 -11.42 62.01 37.83 15.34 59.35 0.95 202 0 PEAK

Mode	48	
	Harmonic	
	U-NII-2C_5.47-5.725_802.11ax HE40_CH134_Full RU_5670MHz	
ANT	1+2	
Pol.	Horizontal	Vertical
14.47G ~14.5G Avg	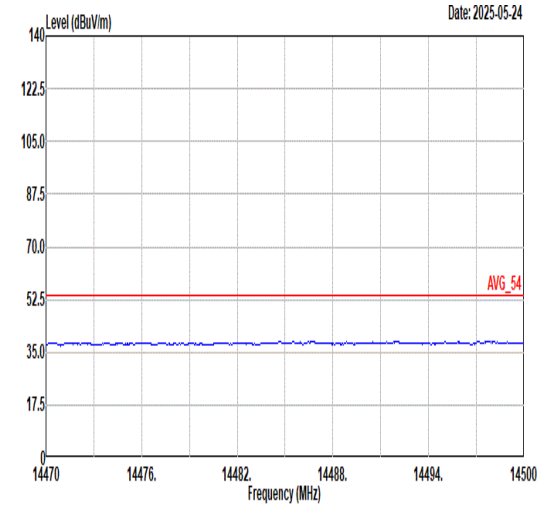 Site : 03CH15-HY Condition: AVG_54 3m 9120D-02294_240620 HORIZONTAL	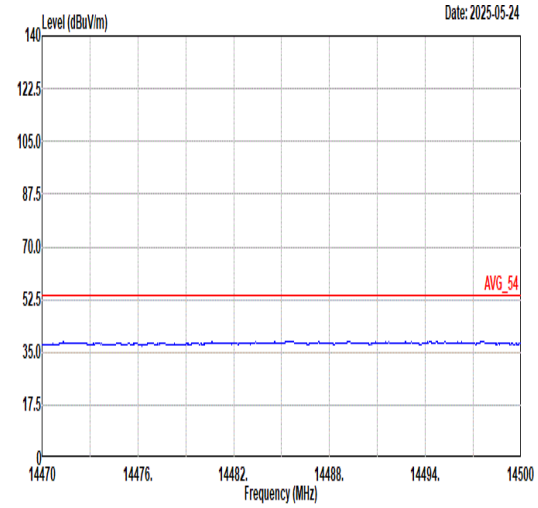 Site : 03CH15-HY Condition: AVG_54 3m 9120D-02294_240620 VERTICAL
17.7G ~18G Avg	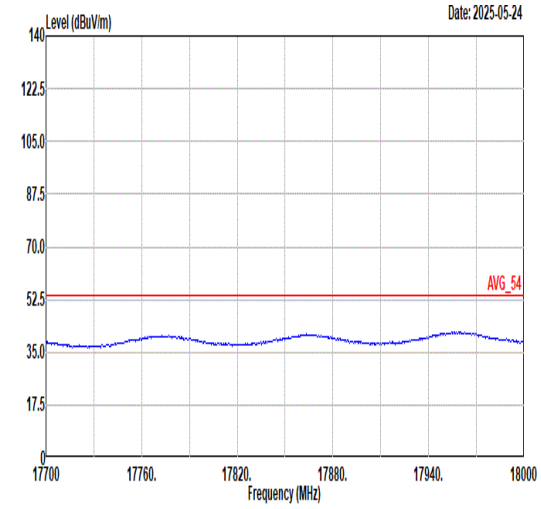 Site : 03CH15-HY Condition: AVG_54 3m 9120D-02294_240620 HORIZONTAL	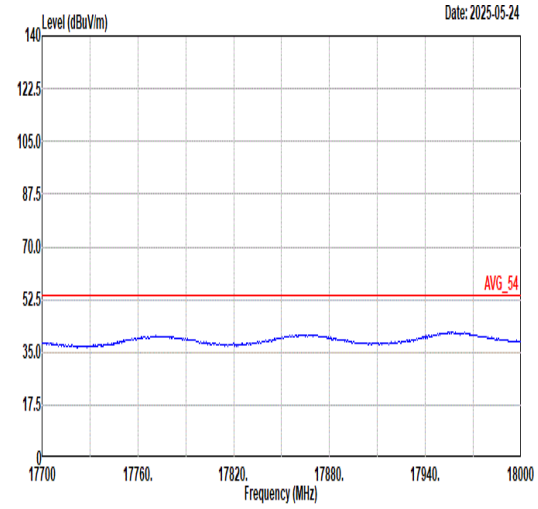 Site : 03CH15-HY Condition: AVG_54 3m 9120D-02294_240620 VERTICAL

Mode	49	
	Band Edge - L	
	U-NII-2C_5.47-5.725_802.11ax HE40_CH134_Partial_242/62RU _5670MHz	
ANT	1+2	
Pol.	Horizontal	Fundamental
Peak	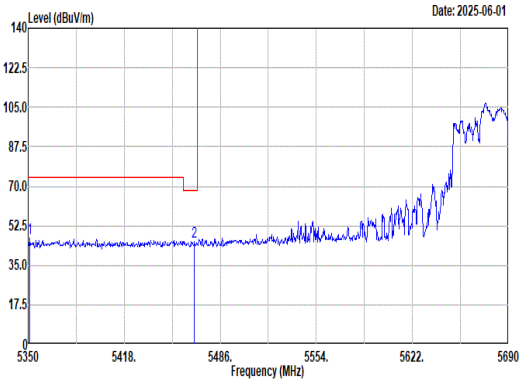 Site : 03CH15-HY Condition: PEAK_BE(UNII)_B3 3m 9120D-02294_240620 HORIZONTAL : RBW:1000.000kHz VBW:3000.000kHz SWT:Auto 1 5351.36 47.22 74.00 -26.78 42.58 32.90 8.57 36.83 0.00 321 128 PEAK 2 5467.64 45.29 68.20 -22.91 40.65 32.84 8.62 36.82 0.00 321 128 PEAK	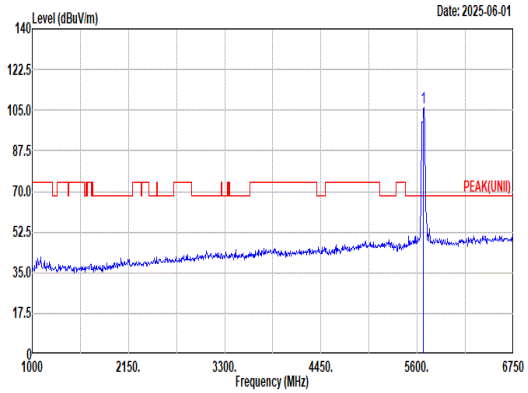 Site : 03CH15-HY Condition: PEAK(UNII) 3m 9120D-02294_240620 HORIZONTAL : RBW:1000.000kHz VBW:3000.000kHz SWT:Auto 1 5670.00 106.08 ------ ------ 100.57 33.59 8.72 36.80 0.00 321 128 PEAK
Avg	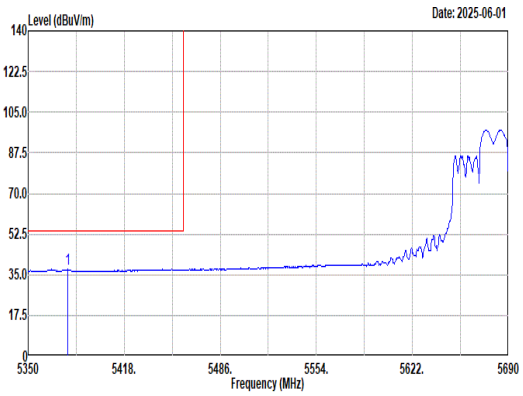 Site : 03CH15-HY Condition: AVG_BE(UNII)_B3 3m 9120D-02294_240620 HORIZONTAL : RBW:1000.000kHz VBW:0.620kHz SWT:Auto 1 5377.88 37.41 54.00 -16.59 32.81 32.84 8.59 36.83 0.00 321 128 AVERAGE	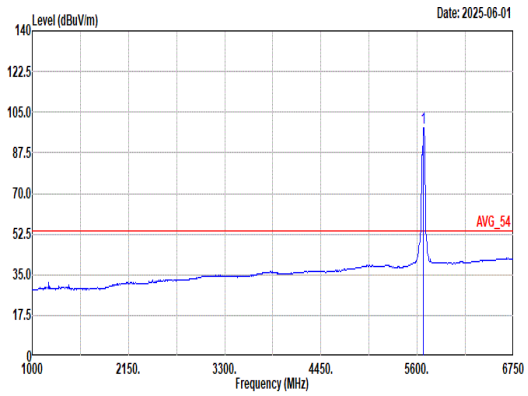 Site : 03CH15-HY Condition: AVG_54 3m 9120D-02294_240620 HORIZONTAL : RBW:1000.000kHz VBW:0.620kHz SWT:Auto 1 5670.00 98.46 ------ ------ 92.95 33.59 8.72 36.80 0.00 321 128 AVERAGE

Mode	49	
	Band Edge - R	
	U-NII-2C_5.47-5.725_802.11ax HE40_CH134_Partial_242/62RU _5670MHz	
ANT	1+2	
Pol.	Horizontal	Fundamental
Peak	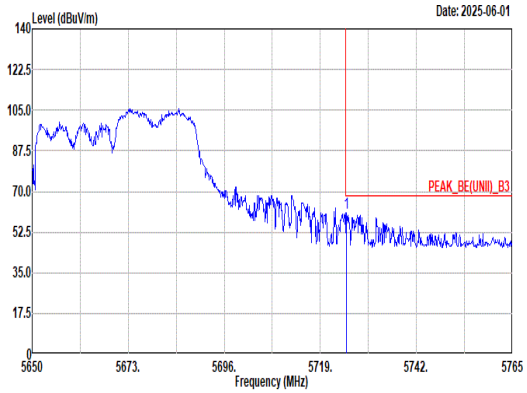 Site : 03CH15-HY Condition: PEAK_BE(UNII)_B3 3m 9120D-02294_240620 HORIZONTAL : RBW:1000.000kHz VBW:3000.000kHz SWT:Auto Freq Level Limit Line Margin Read Level Ant Factor Cable Loss Preamp Factor Aux Factor APos TPos Remark MHz dBuV/m dBuV/m dB dBuV dB/m dB dB dB cm deg 1 5725.33 60.78 68.20 -7.42 55.05 33.75 8.77 36.79 0.00 321 128 PEAK	Blank

Mode	49
	Band Edge - L
	U-NII-2C_5.47-5.725_802.11ax HE40_CH134_Partial_242/62RU _5670MHz
ANT	1+2

Pol.	Vertical	Fundamental
Peak	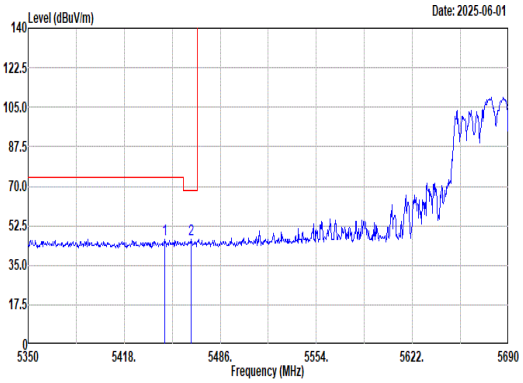 Site : 03CH15-HY Condition: PEAK_BE(UNII)_B3 3m 9120D-02294_240620 VERTICAL : RBW:1000.000kHz VBW:3000.000kHz SWT:Auto Freq Level Limit Line Margin Read Level Ant Factor Cable Loss Preamp Factor Aux Factor APos TPos Remark MHz dBuV/m dBuV/m dB dBuV dB/m dB dB dB cm deg 1 5446.90 46.67 74.00 -27.33 42.08 32.80 8.61 36.82 0.00 321 126 PEAK 2 5465.26 46.38 68.20 -21.82 41.75 32.83 8.62 36.82 0.00 321 126 PEAK	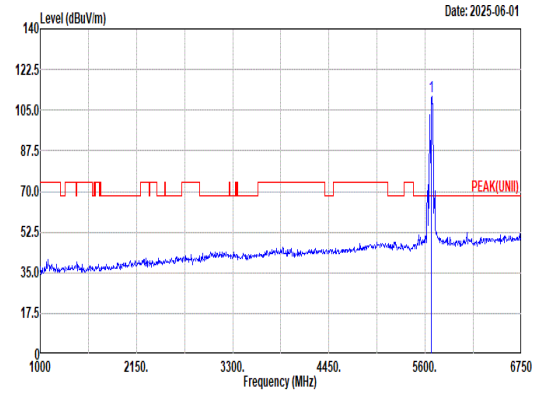 Site : 03CH15-HY Condition: PEAK(UNII) 3m 9120D-02294_240620 VERTICAL : RBW:1000.000kHz VBW:3000.000kHz SWT:Auto Freq Level Limit Line Margin Read Level Ant Factor Cable Loss Preamp Factor Aux Factor APos TPos Remark MHz dBuV/m dBuV/m dB dBuV dB/m dB dB dB cm deg 1 5670.00 111.01 ------ ------ 105.50 33.59 8.72 36.80 0.00 321 126 PEAK
Avg	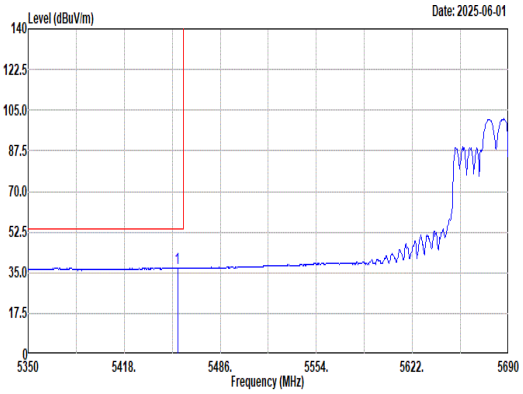 Site : 03CH15-HY Condition: AVG_BE(UNII)_B3 3m 9120D-02294_240620 VERTICAL : RBW:1000.000kHz VBW:8.620kHz SWT:Auto Freq Level Limit Line Margin Read Level Ant Factor Cable Loss Preamp Factor Aux Factor APos TPos Remark MHz dBuV/m dBuV/m dB dBuV dB/m dB dB dB cm deg 1 5455.74 37.20 54.00 -16.80 32.59 32.81 8.62 36.82 0.00 321 126 AVERAGE	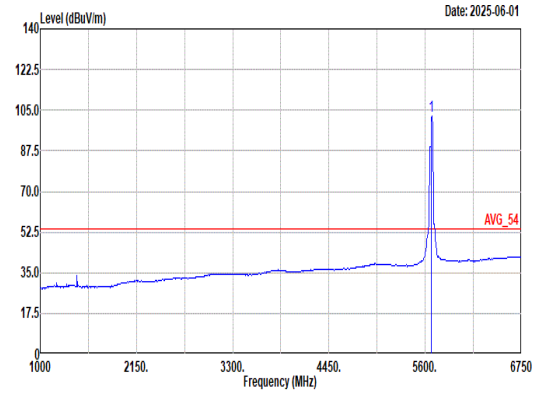 Site : 03CH15-HY Condition: AVG_54 3m 9120D-02294_240620 VERTICAL : RBW:1000.000kHz VBW:8.620kHz SWT:Auto Freq Level Limit Line Margin Read Level Ant Factor Cable Loss Preamp Factor Aux Factor APos TPos Remark MHz dBuV/m dBuV/m dB dBuV dB/m dB dB dB cm deg 1 5670.00 102.41 ------ ------ 96.90 33.59 8.72 36.80 0.00 321 126 AVERAGE

Mode	49	
	Band Edge - R	
	U-NII-2C_5.47-5.725_802.11ax HE40_CH134_Partial_242/62RU _5670MHz	
ANT	1+2	
Pol.	Vertical	Fundamental
Peak	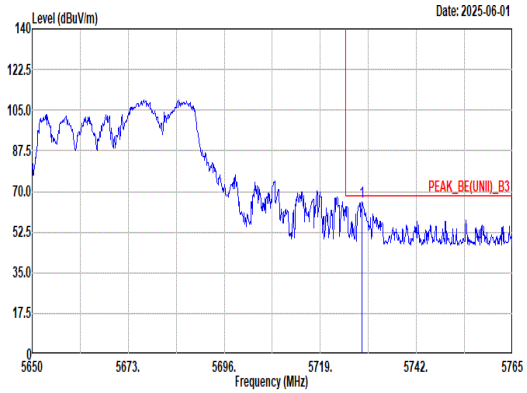 Site : 03CH15-HY Condition: PEAK_BE(UNII)_B3 3m 9120D-02294_240620 VERTICAL : RBW:1000.000kHz VBW:3000.000kHz SWT:Auto Freq Level Limit Line Margin Read Level Ant Factor Cable Loss Preamp Factor Aux Factor APos TPos Remark MHz dBuV/m dBuV/m dB dBuV dB/m dB dB dB cm deg 1 5729.01 65.72 68.20 -2.48 59.98 33.76 8.77 36.79 0.00 321 126 PEAK	Blank

Mode	50	
	Band Edge - L	
	U-NII-2C_5.47-5.725_802.11ax HE80_CH106_Full RU_5530MHz	
ANT	1+2	
Pol.	Horizontal	Fundamental
Peak	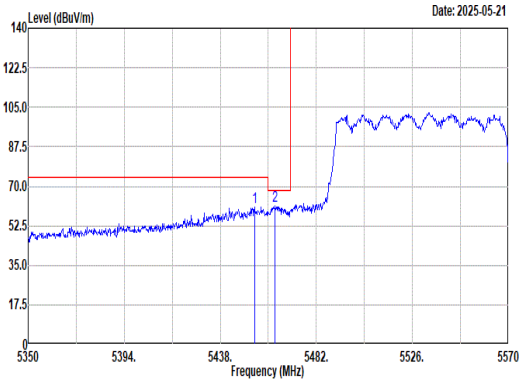 Site : 03CH15-HY Condition: PEAK_BE(UNII)_B3 3m 9120D-02294_240620 HORIZONTAL : RBW:1000.000kHz VBW:3000.000kHz SWT:Auto 1 5453.62 60.67 74.00 -13.33 56.06 32.81 8.62 36.82 0.00 100 126 PEAK 2 5463.08 61.31 68.20 -6.89 56.68 32.83 8.62 36.82 0.00 100 126 PEAK	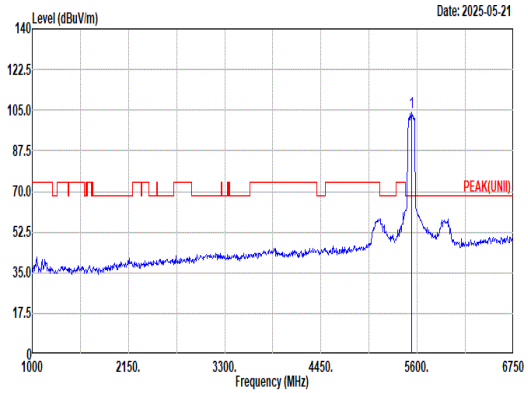 Site : 03CH15-HY Condition: PEAK(UNII) 3m 9120D-02294_240620 HORIZONTAL : RBW:1000.000kHz VBW:3000.000kHz SWT:Auto 1 5530.00 104.02 ------ ------ 99.25 32.97 8.62 36.82 0.00 100 126 PEAK
Avg	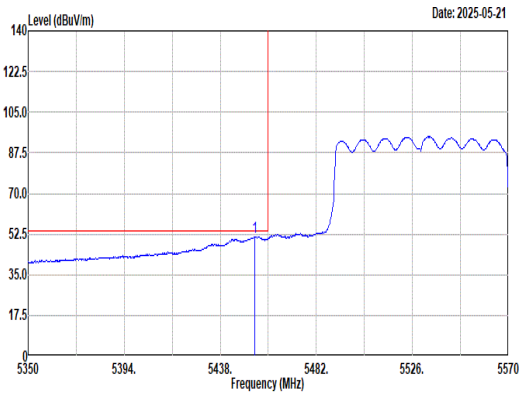 Site : 03CH15-HY Condition: AVG_BE(UNII)_B3 3m 9120D-02294_240620 HORIZONTAL : RBW:1000.000kHz VBW:1.100kHz SWT:Auto 1 5453.84 51.34 54.00 -2.66 46.73 32.81 8.62 36.82 0.00 100 126 AVERAGE	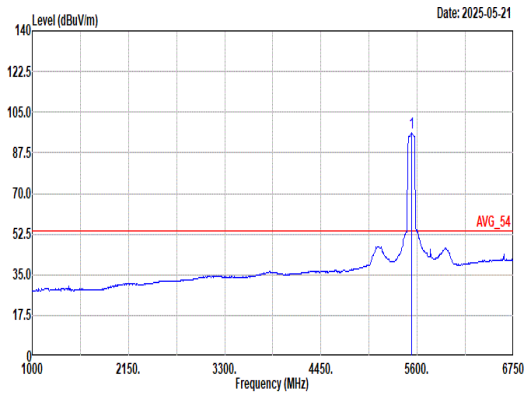 Site : 03CH15-HY Condition: AVG_54 3m 9120D-02294_240620 HORIZONTAL : RBW:1000.000kHz VBW:1.100kHz SWT:Auto 1 5530.00 96.08 ------ ------ 91.31 32.97 8.62 36.82 0.00 100 126 AVERAGE

Mode	50	
	Band Edge - R	
	U-NII-2C_5.47-5.725_802.11ax HE80_CH106_Full RU_5530MHz	
ANT	1+2	
Pol.	Horizontal	Fundamental
Peak	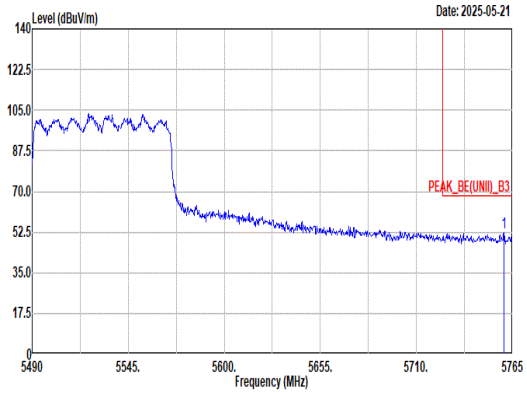 Site : 03CH15-HY Condition: PEAK_BE(UNII)_B3 3m 9120D-02294_240620 HORIZONTAL : RBW:1000.000kHz VBW:3000.000kHz SWT:Auto Limit Read Ant Cable Preamp Aux APos TPos Freq Level Line Margin Level Factor Loss Factor Factor Remark MHz dBuV/m dBuV/m dB dBuV dB/m dB dB dB cm deg 1 5760.33 52.21 68.20 -15.99 46.33 33.86 8.81 36.79 0.00 100 126 PEAK	Blank

Mode	50	
	Band Edge - L	
	U-NII-2C_5.47-5.725_802.11ax HE80_CH106_Full RU_5530MHz	
ANT	1+2	
Pol.	Vertical	Fundamental
Peak	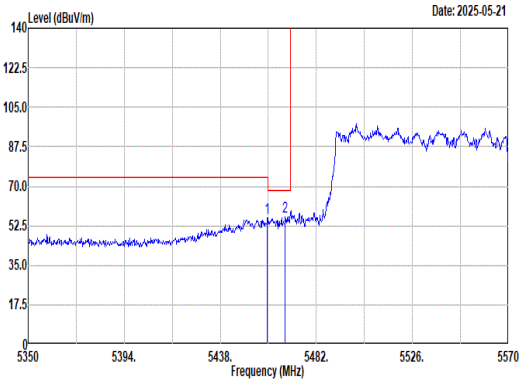 Site : 03CH15-HY Condition: PEAK_BE(UNII)_B3 3m 9120D-02294_240620 VERTICAL : RBW:1000.000kHz VBW:3000.000kHz SWT:Auto Freq Level Limit Line Margin Read Level Ant Factor Cable Loss Preamp Factor Aux Factor APos TPos Remark MHz dBuV/m dBuV/m dB dBuV dB/m dB dB dB cm deg 1 5459.56 56.03 74.00 -17.97 51.41 32.82 8.62 36.82 0.00 400 183 PEAK 2 5467.70 56.41 68.20 -11.79 51.77 32.84 8.62 36.82 0.00 400 183 PEAK	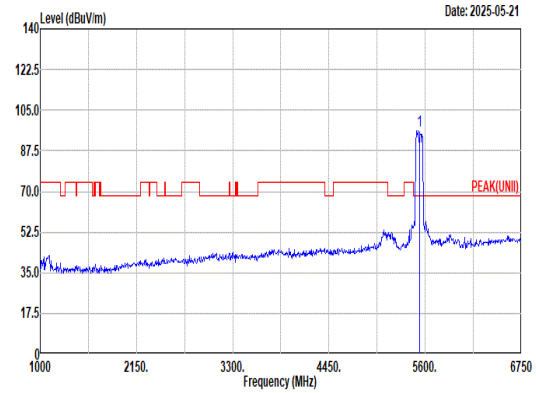 Site : 03CH15-HY Condition: PEAK(UNII) 3m 9120D-02294_240620 VERTICAL : RBW:1000.000kHz VBW:3000.000kHz SWT:Auto Freq Level Limit Line Margin Read Level Ant Factor Cable Loss Preamp Factor Aux Factor APos TPos Remark MHz dBuV/m dBuV/m dB dBuV dB/m dB dB dB cm deg 1 5530.00 96.08 ------ ------ 91.38 32.90 8.62 36.82 0.00 400 183 PEAK
Avg	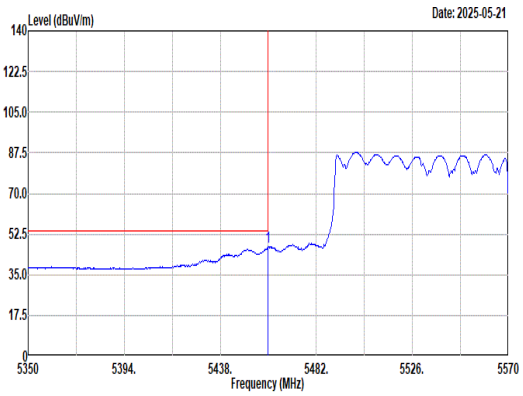 Site : 03CH15-HY Condition: AVG_BE(UNII)_B3 3m 9120D-02294_240620 VERTICAL : RBW:1000.000kHz VBW:1.100kHz SWT:Auto Freq Level Limit Line Margin Read Level Ant Factor Cable Loss Preamp Factor Aux Factor APos TPos Remark MHz dBuV/m dBuV/m dB dBuV dB/m dB dB dB cm deg 1 5460.00 46.87 54.00 -7.13 42.25 32.82 8.62 36.82 0.00 400 183 AVERAGE	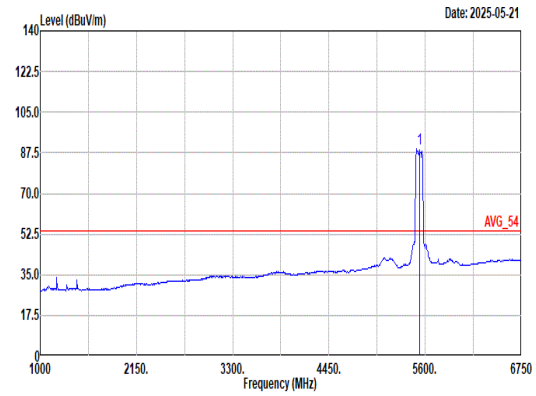 Site : 03CH15-HY Condition: AVG_54 3m 9120D-02294_240620 VERTICAL : RBW:1000.000kHz VBW:1.100kHz SWT:Auto Freq Level Limit Line Margin Read Level Ant Factor Cable Loss Preamp Factor Aux Factor APos TPos Remark MHz dBuV/m dBuV/m dB dBuV dB/m dB dB dB cm deg 1 5530.00 89.26 ------ ------ 84.56 32.90 8.62 36.82 0.00 400 183 AVERAGE

Mode	50	
	Band Edge - R	
	U-NII-2C_5.47-5.725_802.11ax HE80_CH106_Full RU_5530MHz	
ANT	1+2	
Pol.	Vertical	Fundamental
Peak	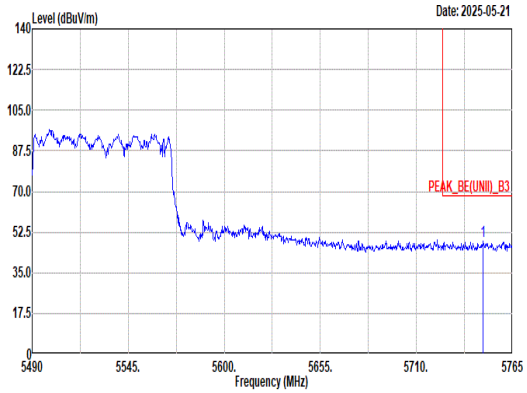 Site : 03CH15-HY Condition: PEAK_BE(UNII)_B3 3m 9120D-02294_240620 VERTICAL : RBW:1000.000kHz VBW:3000.000kHz SWT:Auto Freq Level Limit Line Margin Read Level Ant Factor Cable Loss Preamp Factor Aux Factor APos TPos Remark MHz dBuV/m dBuV/m dB dBuV dB/m dB dB dB cm deg 1 5748.23 48.54 68.20 -19.66 42.74 33.80 8.79 36.79 0.00 400 183 PEAK	Blank

Mode	50	
	Harmonic	
	U-NII-2C_5.47-5.725_802.11ax HE80_CH106_Full RU_5530MHz	
ANT	1+2	
Pol.	Horizontal	Vertical
Peak Avg	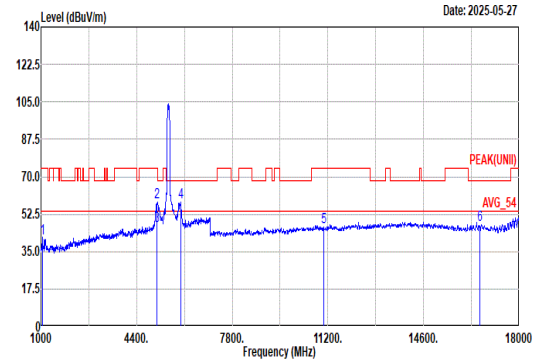 Site : 03CH15-HY Condition: PEAK(UNII) 3m 9120D-02294_240620 HORIZONTAL Freq Level Limit Line Margin Read Level Ant Factor Cable Loss Preamp Factor Aux Factor APos TPos Remark MHz dBuV/m dBuV/m dB dBuV dB/m dB dB dB cm deg 1 1054.00 41.47 74.00 -32.53 49.98 24.92 3.77 37.20 0.00 100 120 Peak 2 5120.00 58.10 74.00 -15.90 53.48 33.08 8.39 36.85 0.00 100 124 Peak 3 5120.00 47.26 54.00 -6.74 42.64 33.08 8.39 36.85 0.00 100 124 Average 4 5968.00 58.00 68.20 -10.20 51.53 34.20 9.03 36.76 0.00 100 128 Peak 5 11060.00 46.44 74.00 -27.56 52.40 38.64 12.32 57.83 0.91 -- -- PEAK 6 16590.00 47.41 68.20 -20.79 51.89 37.76 15.32 58.52 0.96 -- -- PEAK	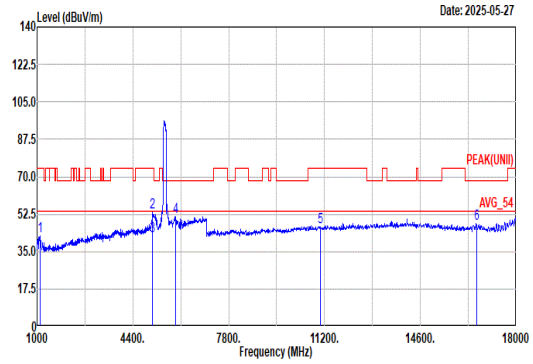 Site : 03CH15-HY Condition: PEAK(UNII) 3m 9120D-02294_240620 VERTICAL Freq Level Limit Line Margin Read Level Ant Factor Cable Loss Preamp Factor Aux Factor APos TPos Remark MHz dBuV/m dBuV/m dB dBuV dB/m dB dB dB cm deg 1 1114.00 42.38 74.00 -31.62 50.32 25.37 3.87 37.18 0.00 400 181 Peak 2 5104.00 53.30 74.00 -20.70 48.75 33.02 8.38 36.85 0.00 400 185 Peak 3 5104.00 42.17 54.00 -11.83 37.62 33.02 8.38 36.85 0.00 400 185 Average 4 5908.00 51.35 68.20 -16.85 44.78 34.37 8.97 36.77 0.00 400 183 5 11060.00 46.75 74.00 -27.25 52.71 38.64 12.32 57.83 0.91 -- -- PEAK 6 16590.00 47.92 68.20 -20.28 52.40 37.76 15.32 58.52 0.96 -- -- PEAK

Mode	50	
	Harmonic	
	U-NII-2C_5.47-5.725_802.11ax HE80_CH106_Full RU_5530MHz	
ANT	1+2	
Pol.	Horizontal	Vertical
14.47G ~14.5G Avg	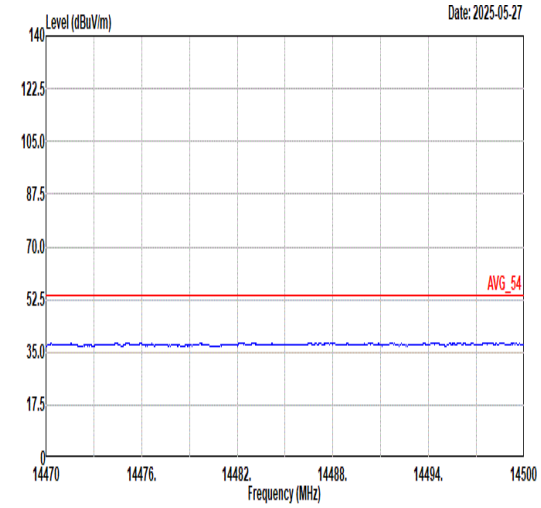 Site : 03CH15-HY Condition: AVG_54 3m 9120D-02294_240620 HORIZONTAL	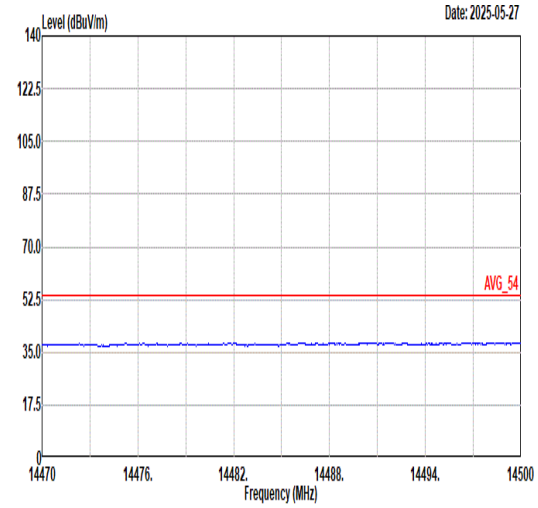 Site : 03CH15-HY Condition: AVG_54 3m 9120D-02294_240620 VERTICAL
17.7G ~18G Avg	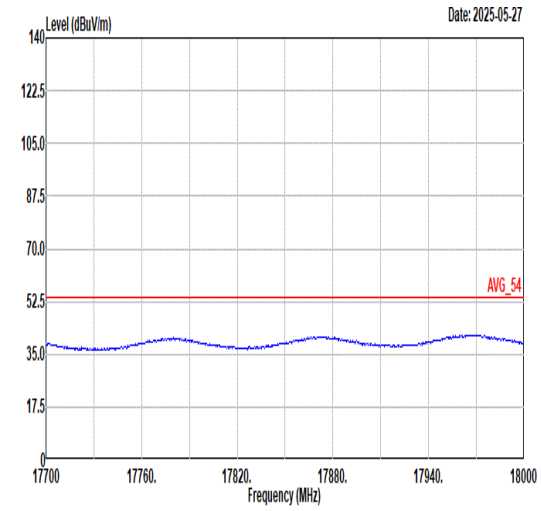 Site : 03CH15-HY Condition: AVG_54 3m 9120D-02294_240620 HORIZONTAL	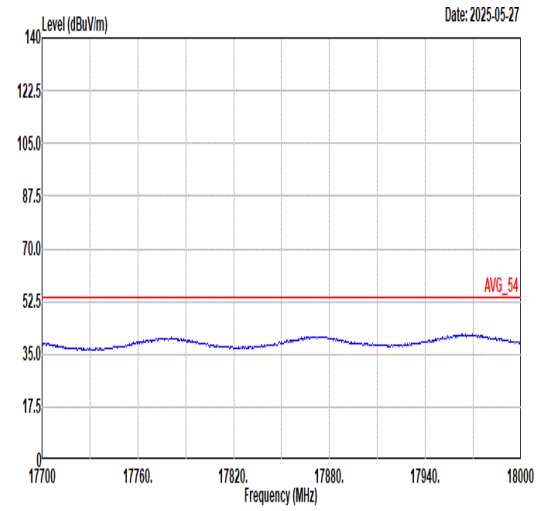 Site : 03CH15-HY Condition: AVG_54 3m 9120D-02294_240620 VERTICAL

Mode	51
	Band Edge - L
	U-NII-2C_5.47-5.725_802.11ax HE80_CH106_Partial_484/65RU _5530MHz
ANT	1+2

Pol.	Horizontal	Fundamental
Peak	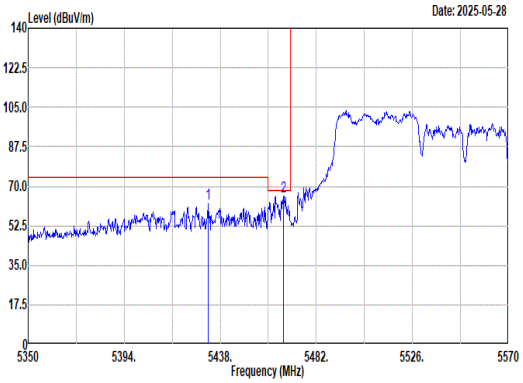 Site : 03CH15-HY Condition: PEAK_BE(UNII)_B3 3m 9120D-02294_240620 HORIZONTAL : RBW:1000.000kHz VBW:3000.000kHz SWT:Auto Freq Level Limit Line Margin Read Level Ant Factor Cable Loss Preamp Factor Aux Factor APos TPos Remark MHz dBuV/m dBuV/m dB dBuV dB/m dB dB dB cm deg 1 5432.50 62.44 74.00 -11.56 57.86 32.80 8.61 36.83 0.00 100 135 PEAK 2 5466.82 65.57 68.20 -2.63 60.94 32.83 8.62 36.82 0.00 100 135 PEAK	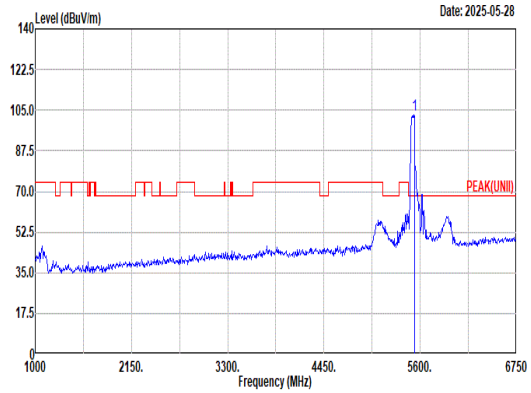 Site : 03CH15-HY Condition: PEAK(UNII) 3m 9120D-02294_240620 HORIZONTAL : RBW:1000.000kHz VBW:3000.000kHz SWT:Auto Freq Level Limit Line Margin Read Level Ant Factor Cable Loss Preamp Factor Aux Factor APos TPos Remark MHz dBuV/m dBuV/m dB dBuV dB/m dB dB dB cm deg 1 5530.00 102.79 ------ ------ 98.04 32.95 8.62 36.82 0.00 100 135 PEAK
Avg	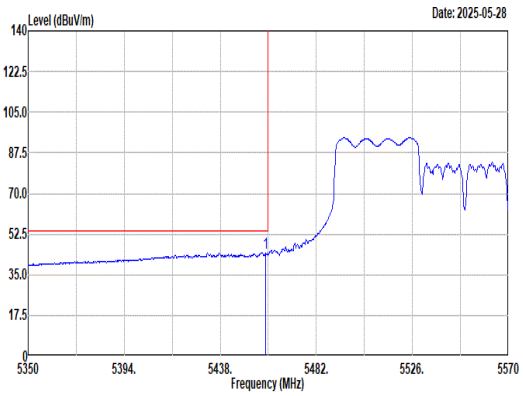 Site : 03CH15-HY Condition: AVG_BE(UNII)_B3 3m 9120D-02294_240620 HORIZONTAL : RBW:1000.000kHz VBW:8.620kHz SWT:Auto Freq Level Limit Line Margin Read Level Ant Factor Cable Loss Preamp Factor Aux Factor APos TPos Remark MHz dBuV/m dBuV/m dB dBuV dB/m dB dB dB cm deg 1 5458.90 44.41 54.00 -9.59 39.79 32.82 8.62 36.82 0.00 100 135 AVERAGE	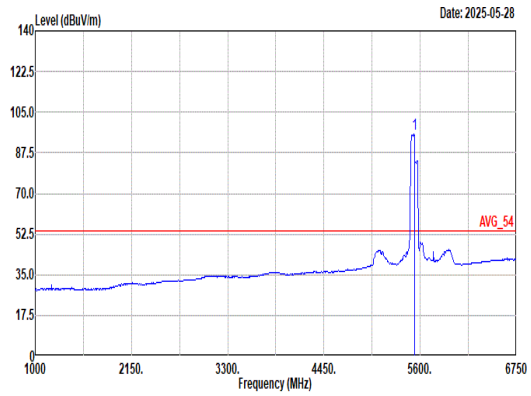 Site : 03CH15-HY Condition: AVG_54 3m 9120D-02294_240620 HORIZONTAL : RBW:1000.000kHz VBW:8.620kHz SWT:Auto Freq Level Limit Line Margin Read Level Ant Factor Cable Loss Preamp Factor Aux Factor APos TPos Remark MHz dBuV/m dBuV/m dB dBuV dB/m dB dB dB cm deg 1 5530.00 95.47 ------ ------ 90.72 32.95 8.62 36.82 0.00 100 135 AVERAGE

Mode	51	
	Band Edge - R	
	U-NII-2C_5.47-5.725_802.11ax HE80_CH106_Partial_484/65RU _5530MHz	
ANT	1+2	
Pol.	Horizontal	Fundamental
Peak	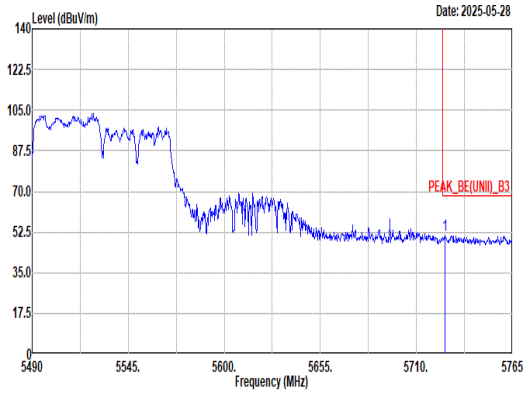 Site : 03CH15-HY Condition: PEAK_BE(UNII)_B3 3m 9120D-02294_240620 HORIZONTAL : RBW:1000.000kHz VBW:3000.000kHz SWT:Auto Limit Read Ant Cable Preamp Aux APos TPos Freq Level Line Margin Level Factor Loss Factor Factor Remark MHz dBuV/m dBuV/m dB dBuV dB/m dB dB dB cm deg 1 5726.23 51.15 68.20 -17.05 45.42 33.75 8.77 36.79 0.00 100 135 PEAK	Blank

Mode	51
	Band Edge - L
	U-NII-2C_5.47-5.725_802.11ax HE80_CH106_Partial_484/65RU _5530MHz
ANT	1+2

Pol.	Vertical	Fundamental
Peak	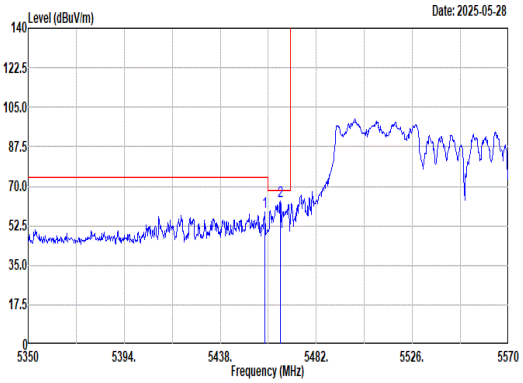 Site : 03CH15-HY Condition: PEAK_BE(UNII)_B3 3m 9120D-02294_240620 VERTICAL : RBW:1000.000kHz VBW:3000.000kHz SWT:Auto 1 5458.46 58.60 74.00 -15.40 53.98 32.82 8.62 36.82 0.00 400 187 PEAK 2 5465.50 63.37 68.20 -4.83 58.74 32.83 8.62 36.82 0.00 400 187 PEAK	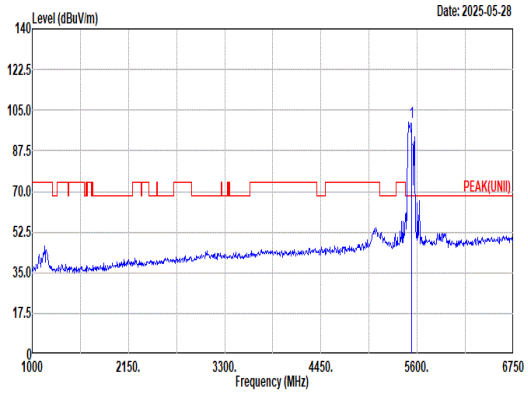 Site : 03CH15-HY Condition: PEAK(UNII) 3m 9120D-02294_240620 VERTICAL : RBW:1000.000kHz VBW:3000.000kHz SWT:Auto 1 5530.00 99.88 ------ ------ 95.18 32.90 8.62 36.82 0.00 400 187 PEAK
Avg	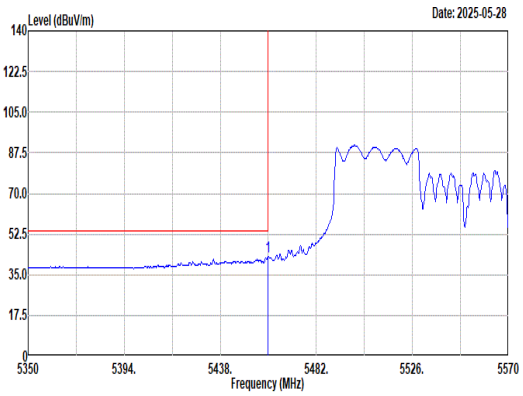 Site : 03CH15-HY Condition: AVG_BE(UNII)_B3 3m 9120D-02294_240620 VERTICAL : RBW:1000.000kHz VBW:8.620kHz SWT:Auto 1 5459.78 42.90 54.00 -11.10 38.28 32.82 8.62 36.82 0.00 400 187 AVERAGE	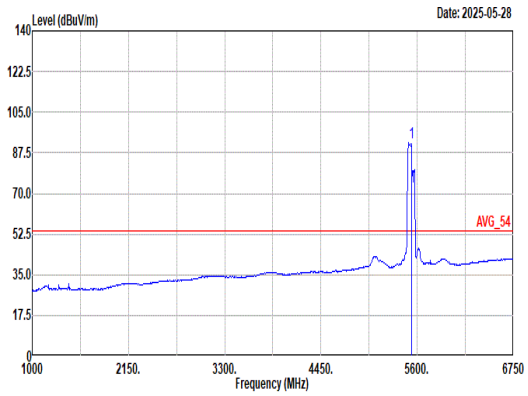 Site : 03CH15-HY Condition: AVG_54 3m 9120D-02294_240620 VERTICAL : RBW:1000.000kHz VBW:8.620kHz SWT:Auto 1 5530.00 92.14 ------ ------ 87.44 32.90 8.62 36.82 0.00 400 187 AVERAGE

Mode	51	
	Band Edge - R	
	U-NII-2C_5.47-5.725_802.11ax HE80_CH106_Partial_484/65RU _5530MHz	
ANT	1+2	
Pol.	Vertical	Fundamental
Peak	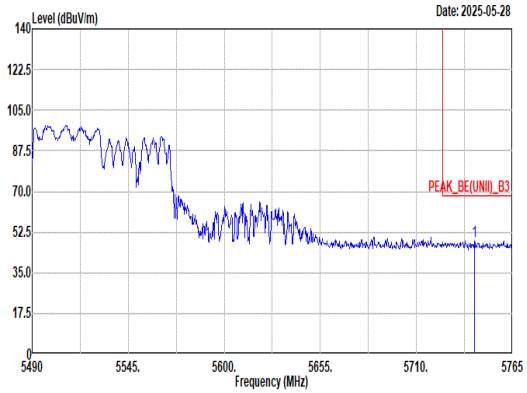 Site : 03CH15-HY Condition: PEAK_BE(UNII)_B3 3m 9120D-02294_240620 VERTICAL : RBW:1000.000kHz VBW:3000.000kHz SWT:Auto Limit Read Ant Cable Preamp Aux APos TPos Freq Level Line Margin Level Factor Loss Factor Factor Remark MHz dBuV/m dBuV/m dB dBuV dB/m dB dB dB cm deg 1 5743.28 48.74 68.20 -19.46 42.95 33.79 8.79 36.79 0.00 400 187 PEAK	Blank

Mode	52	
	Band Edge - L	
	U-NII-2C_5.47-5.725_802.11ax HE80_CH122_Full RU_5610MHz	
ANT	1+2	
Pol.	Horizontal	Fundamental
Peak	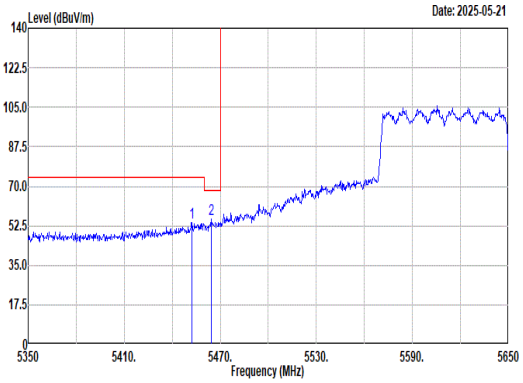 Site : 03CH15-HY Condition: PEAK_BE(UNII)_B3 3m 9120D-02294_240620 HORIZONTAL : RBW:1000.000kHz VBW:3000.000kHz SWT:Auto 1 5452.30 54.08 74.00 -19.92 49.48 32.80 8.62 36.82 0.00 100 130 PEAK 2 5464.60 55.44 68.20 -12.76 50.81 32.83 8.62 36.82 0.00 100 130 PEAK	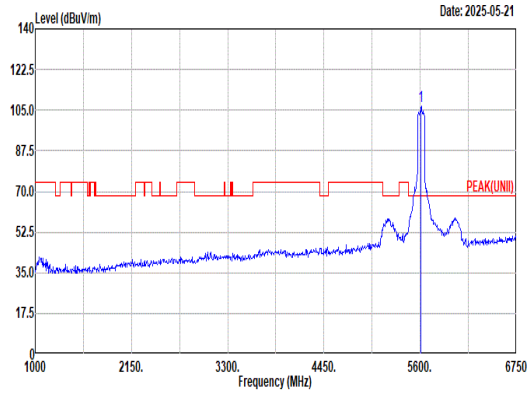 Site : 03CH15-HY Condition: PEAK(UNII) 3m 9120D-02294_240620 HORIZONTAL : RBW:1000.000kHz VBW:3000.000kHz SWT:Auto 1 5610.00 106.57 ------ ------ 101.65 33.08 8.65 36.81 0.00 100 130 PEAK
Avg	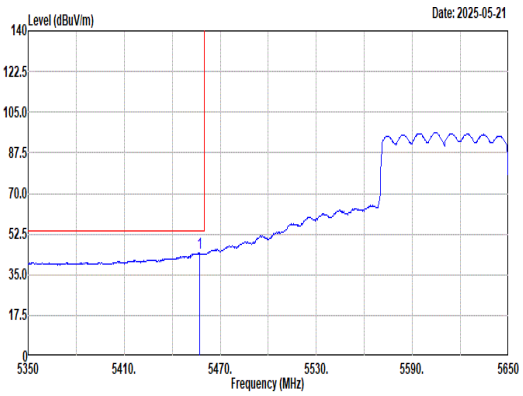 Site : 03CH15-HY Condition: AVG_BE(UNII)_B3 3m 9120D-02294_240620 HORIZONTAL : RBW:1000.000kHz VBW:1.100kHz SWT:Auto 1 5457.10 44.30 54.00 -9.70 39.69 32.81 8.62 36.82 0.00 100 130 AVERAGE	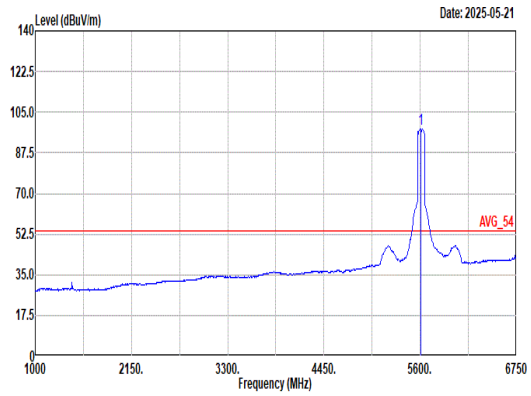 Site : 03CH15-HY Condition: AVG_54 3m 9120D-02294_240620 HORIZONTAL : RBW:1000.000kHz VBW:1.100kHz SWT:Auto 1 5610.00 97.74 ------ ------ 92.91 33.01 8.63 36.81 0.00 100 130 AVERAGE

Mode	52	
	Band Edge - R	
	U-NII-2C_5.47-5.725_802.11ax HE80_CH122_Full RU_5610MHz	
ANT	1+2	
Pol.	Horizontal	Fundamental
Peak	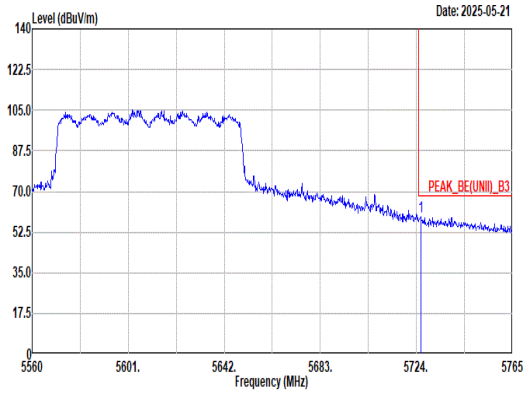 Site : 03CH15-HY Condition: PEAK_BE(UNII)_B3 3m 9120D-02294_240620 HORIZONTAL : RBW:1000.000kHz VBW:3000.000kHz SWT:Auto Limit Read Ant Cable Preamp Aux APos TPos Freq Level Line Margin Level Factor Loss Factor Factor Remark MHz dBuV/m dBuV/m dB dBuV dB/m dB dB dB cm deg 1 5725.85 59.14 68.20 -9.06 53.41 33.75 8.77 36.79 0.00 100 130 PEAK	Blank

Mode	52	
	Band Edge - L	
	U-NII-2C_5.47-5.725_802.11ax HE80_CH122_Full RU_5610MHz	
ANT	1+2	
Pol.	Vertical	Fundamental
Peak	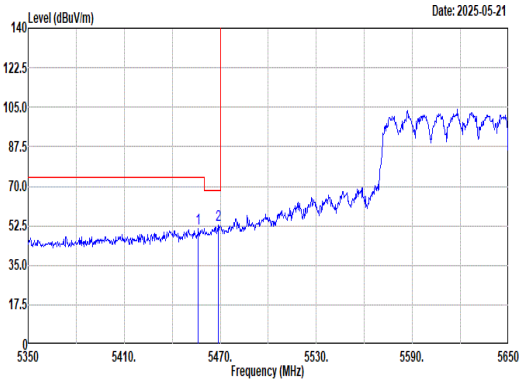 Site : 03CH15-HY Condition: PEAK_BE(UNII)_B3 3m 9120D-02294_240620 VERTICAL : RBW:1000.000kHz VBW:3000.000kHz SWT:Auto 1 5456.20 51.00 74.00 -23.00 46.39 32.81 8.62 36.82 0.00 300 131 PEAK 2 5468.80 52.80 68.20 -15.40 48.16 32.84 8.62 36.82 0.00 300 131 PEAK	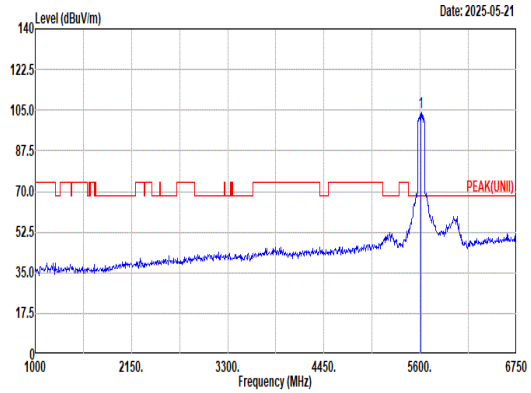 Site : 03CH15-HY Condition: PEAK(UNII) 3m 9120D-02294_240620 VERTICAL : RBW:1000.000kHz VBW:3000.000kHz SWT:Auto 1 5610.00 103.85 ------ ------ 98.93 33.08 8.65 36.81 0.00 300 131 PEAK
Avg	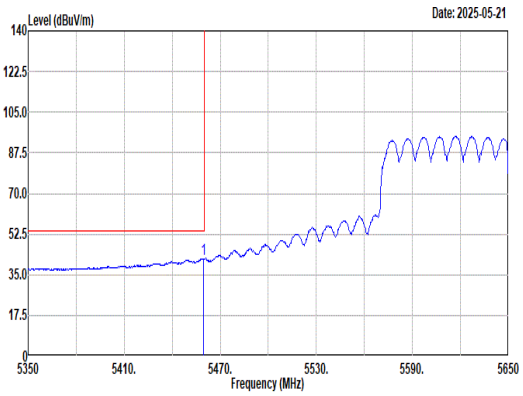 Site : 03CH15-HY Condition: AVG_BE(UNII)_B3 3m 9120D-02294_240620 VERTICAL : RBW:1000.000kHz VBW:1.100kHz SWT:Auto 1 5459.50 41.91 54.00 -12.09 37.29 32.82 8.62 36.82 0.00 300 131 AVERAGE	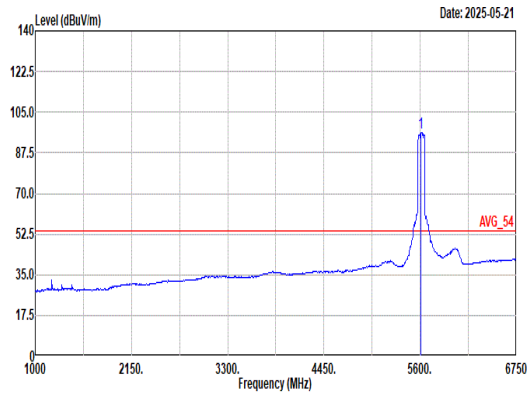 Site : 03CH15-HY Condition: AVG_54 3m 9120D-02294_240620 VERTICAL : RBW:1000.000kHz VBW:1.100kHz SWT:Auto 1 5610.00 96.21 ------ ------ 91.25 33.12 8.65 36.81 0.00 300 131 AVERAGE

Mode	52	
	Band Edge - R	
	U-NII-2C_5.47-5.725_802.11ax HE80_CH122_Full RU_5610MHz	
ANT	1+2	
Pol.	Vertical	Fundamental
Peak	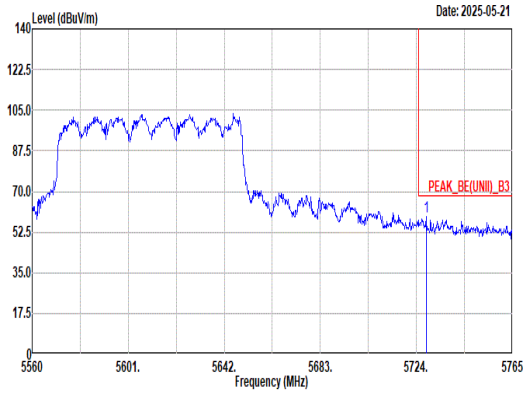 Site : 03CH15-HY Condition: PEAK_BE(UNII)_B3 3m 9120D-02294_240620 VERTICAL : RBW:1000.000kHz VBW:3000.000kHz SWT:Auto Freq Level Limit Line Margin Read Level Ant Factor Cable Loss Preamp Factor Aux Factor APos TPos Remark MHz dBuV/m dBuV/m dB dBuV dB/m dB dB dB cm deg 1 5728.10 59.27 68.20 -8.93 53.53 33.76 8.77 36.79 0.00 300 131 PEAK	Blank

Mode	52	
	Harmonic	
	U-NII-2C_5.47-5.725_802.11ax HE80_CH122_Full RU_5610MHz	
ANT	1+2	
Pol.	Horizontal	Vertical
Peak Avg	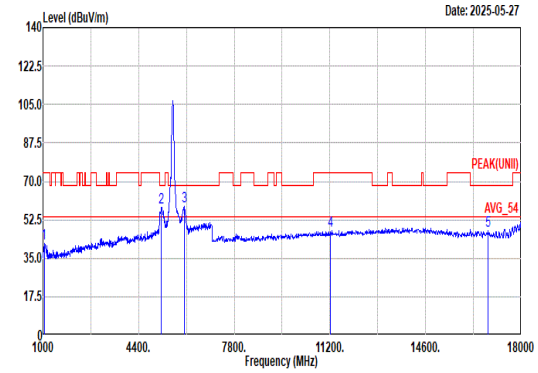 Site : 03CH15-HY Condition: PEAK(UNII) 3m 9120D-02294_240620 HORIZONTAL 1 1042.00 41.67 74.00 -32.33 50.21 24.92 3.75 37.21 0.00 100 121 Peak 2 5206.00 57.93 68.20 -10.27 53.32 33.00 8.45 36.84 0.00 100 137 Peak 3 6016.00 58.78 68.20 -9.42 52.28 34.17 9.08 36.75 0.00 100 135 Peak 4 11220.00 47.43 74.00 -26.57 53.05 38.74 12.42 57.69 0.91 -- -- PEAK 5 16830.00 47.47 68.20 -20.73 52.19 38.01 15.32 59.01 0.96 -- -- PEAK	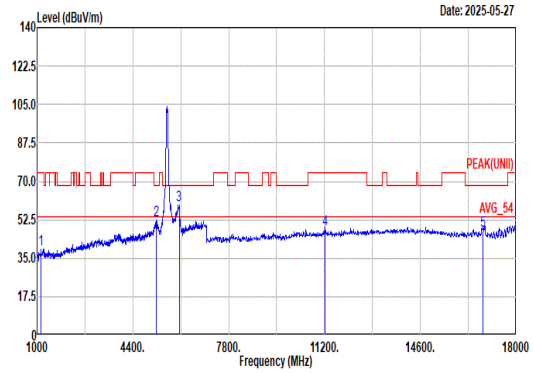 Site : 03CH15-HY Condition: PEAK(UNII) 3m 9120D-02294_240620 VERTICAL 1 1138.00 39.20 74.00 -34.80 46.81 25.66 3.91 37.18 0.00 300 128 Peak 2 5236.00 52.57 68.20 -15.63 47.93 33.00 8.48 36.84 0.00 297 119 Peak 3 6040.00 59.32 68.20 -8.88 52.85 34.12 9.09 36.74 0.00 320 135 Peak 4 11220.00 47.87 74.00 -26.13 53.49 38.74 12.42 57.69 0.91 -- -- PEAK 5 16830.00 47.78 68.20 -20.42 52.50 38.01 15.32 59.01 0.96 -- -- PEAK

Mode	52	
	Harmonic	
	U-NII-2C_5.47-5.725_802.11ax HE80_CH122_Full RU_5610MHz	
ANT	1+2	
Pol.	Horizontal	Vertical
14.47G ~14.5G Avg	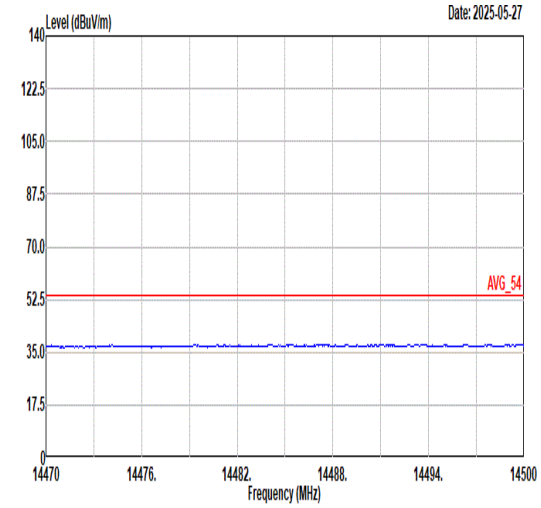 Site : 03CH15-HY Condition: AVG_54 3m 9120D-02294_240620 HORIZONTAL	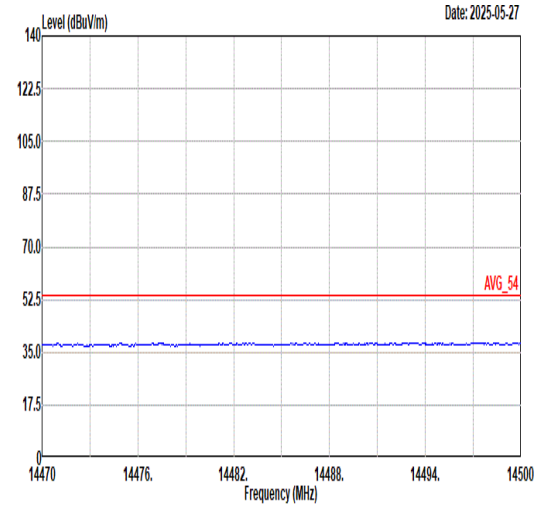 Site : 03CH15-HY Condition: AVG_54 3m 9120D-02294_240620 VERTICAL
17.7G ~18G Avg	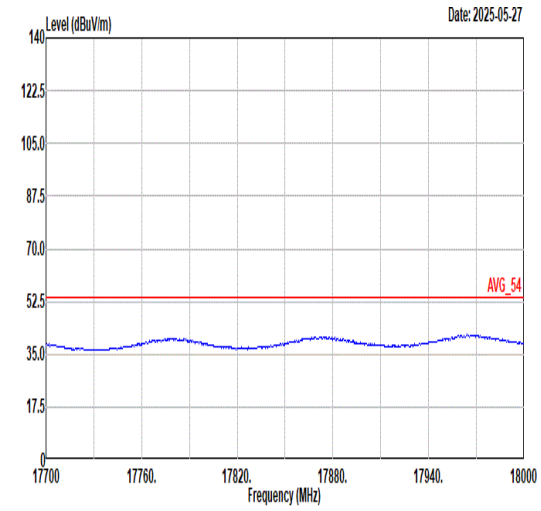 Site : 03CH15-HY Condition: AVG_54 3m 9120D-02294_240620 HORIZONTAL	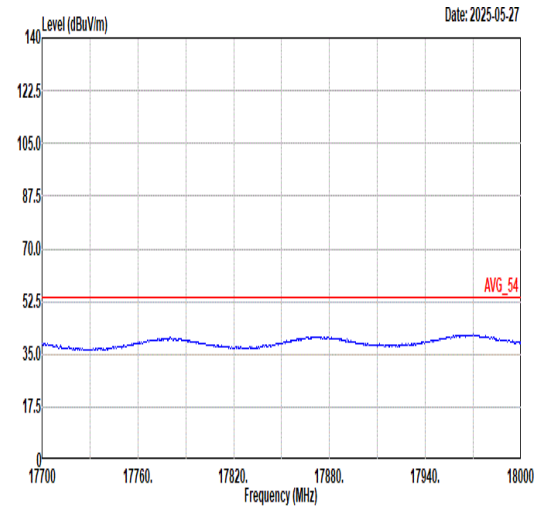 Site : 03CH15-HY Condition: AVG_54 3m 9120D-02294_240620 VERTICAL

Mode	53	
	Band Edge - L	
	U-NII-2C_5.47-5.725_802.11ax HE80_CH122_Partial_484/66RU _5610MHz	
ANT	1+2	
Pol.	Horizontal	Fundamental
Peak	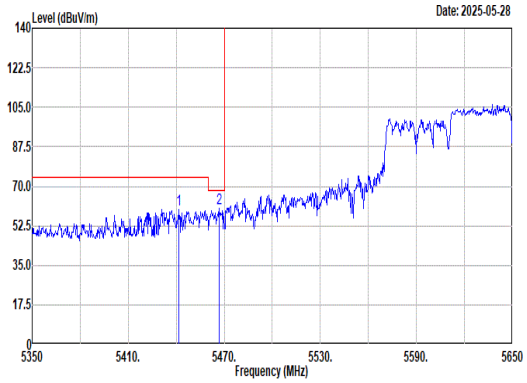 Site : 03CH15-HY Condition: PEAK_BE(UNII)_B3 3m 9120D-02294_240620 HORIZONTAL : RBW:1000.000kHz VBW:3000.000kHz SWT:Auto 1 5441.80 59.67 74.00 -14.33 55.08 32.80 8.61 36.82 0.00 100 133 PEAK 2 5466.70 60.26 68.20 -7.94 55.63 32.83 8.62 36.82 0.00 100 133 PEAK	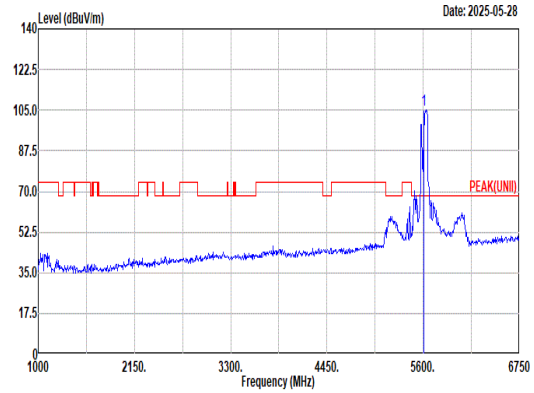 Site : 03CH15-HY Condition: PEAK(UNII) 3m 9120D-02294_240620 HORIZONTAL : RBW:1000.000kHz VBW:3000.000kHz SWT:Auto 1 5610.00 105.33 ------ ------ 100.27 33.19 8.67 36.80 0.00 100 133 PEAK
Avg	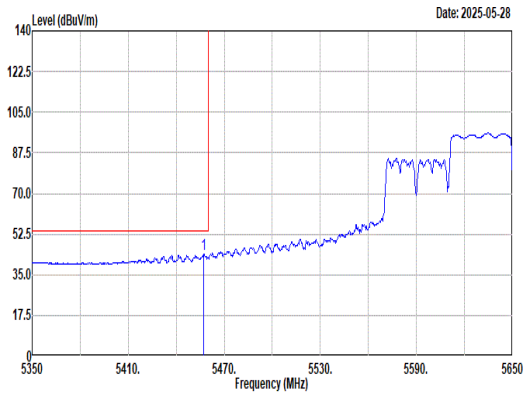 Site : 03CH15-HY Condition: AVG_BE(UNII)_B3 3m 9120D-02294_240620 HORIZONTAL : RBW:1000.000kHz VBW:8.620kHz SWT:Auto 1 5457.10 44.04 54.00 -9.96 39.43 32.81 8.62 36.82 0.00 100 133 AVERAGE	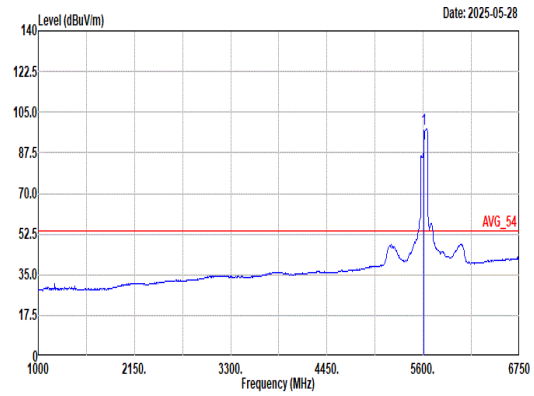 Site : 03CH15-HY Condition: AVG_54 3m 9120D-02294_240620 HORIZONTAL : RBW:1000.000kHz VBW:8.620kHz SWT:Auto 1 5610.00 97.62 ------ ------ 92.48 33.26 8.68 36.80 0.00 100 133 AVERAGE

Mode	53	
	Band Edge - R	
	U-NII-2C_5.47-5.725_802.11ax HE80_CH122_Partial_484/66RU _5610MHz	
ANT	1+2	
Pol.	Horizontal	Fundamental
Peak	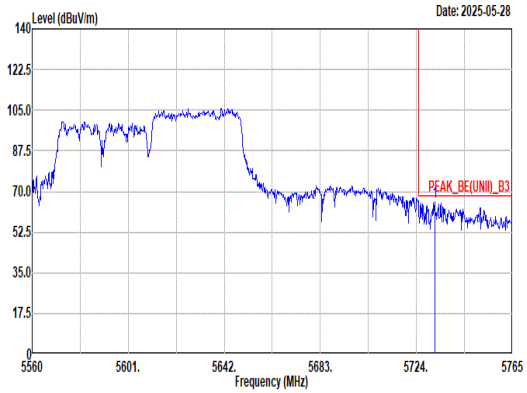 Site : 03CH15-HY Condition: PEAK_BE(UNII)_B3 3m 9120D-02294_240620 HORIZONTAL : RBW:1000.000kHz VBW:3000.000kHz SWT:Auto Freq Level Limit Line Margin Read Level Ant Factor Cable Loss Preamp Factor Aux Factor APos TPos Remark MHz dBuV/m dBuV/m dB dBuV dB/m dB dB dB cm deg 1 5731.79 65.50 68.20 -2.70 59.76 33.76 8.77 36.79 0.00 100 133 PEAK	Blank

Mode	53	
	Band Edge - L	
	U-NII-2C_5.47-5.725_802.11ax HE80_CH122_Partial_484/66RU _5610MHz	
ANT	1+2	
Pol.	Vertical	Fundamental
Peak	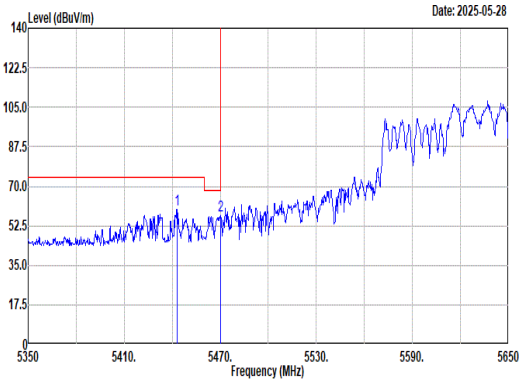 Site : 03CH15-HY Condition: PEAK_BE(UNII)_B3 3m 9120D-02294_240620 VERTICAL : RBW:1000.000kHz VBW:3000.000kHz SWT:Auto Freq Level Limit Line Margin Read Level Ant Factor Cable Loss Preamp Factor Aux Factor APos TPos Remark MHz dBuV/m dBuV/m dB dBuV dB/m dB dB dB cm deg 1 5443.00 59.56 74.00 -14.44 54.97 32.80 8.61 36.82 0.00 352 127 PEAK 2 5470.00 56.92 68.20 -11.28 52.28 32.84 8.62 36.82 0.00 352 127 PEAK	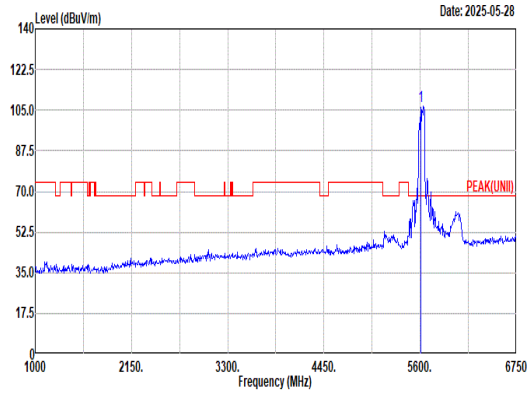 Site : 03CH15-HY Condition: PEAK(UNII) 3m 9120D-02294_240620 VERTICAL : RBW:1000.000kHz VBW:3000.000kHz SWT:Auto Freq Level Limit Line Margin Read Level Ant Factor Cable Loss Preamp Factor Aux Factor APos TPos Remark MHz dBuV/m dBuV/m dB dBuV dB/m dB dB dB cm deg 1 5610.00 106.55 ------ ------ 101.45 33.23 8.67 36.80 0.00 352 127 PEAK
Avg	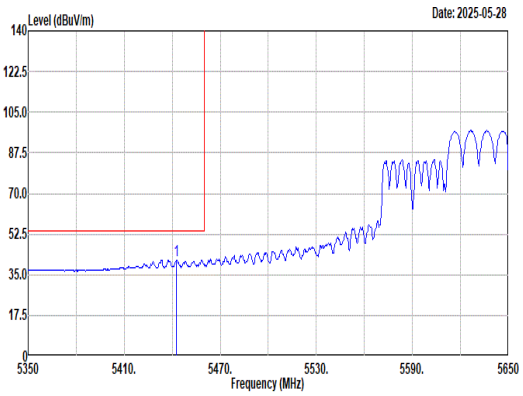 Site : 03CH15-HY Condition: AVG_BE(UNII)_B3 3m 9120D-02294_240620 VERTICAL : RBW:1000.000kHz VBW:8.620kHz SWT:Auto Freq Level Limit Line Margin Read Level Ant Factor Cable Loss Preamp Factor Aux Factor APos TPos Remark MHz dBuV/m dBuV/m dB dBuV dB/m dB dB dB cm deg 1 5442.70 41.37 54.00 -12.63 36.78 32.80 8.61 36.82 0.00 352 127 AVERAGE	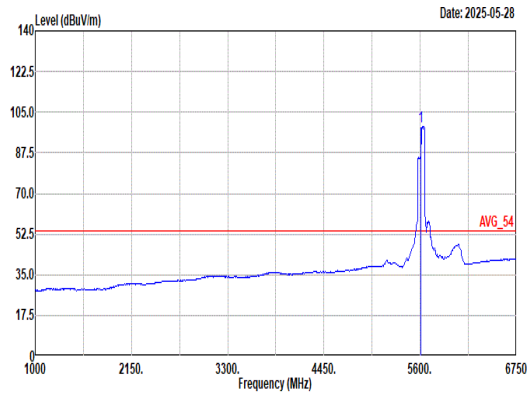 Site : 03CH15-HY Condition: AVG_54 3m 9120D-02294_240620 VERTICAL : RBW:1000.000kHz VBW:8.620kHz SWT:Auto Freq Level Limit Line Margin Read Level Ant Factor Cable Loss Preamp Factor Aux Factor APos TPos Remark MHz dBuV/m dBuV/m dB dBuV dB/m dB dB dB cm deg 1 5610.00 98.76 ------ ------ 93.66 33.23 8.67 36.80 0.00 352 127 AVERAGE

Mode	53	
	Band Edge - R	
	U-NII-2C_5.47-5.725_802.11ax HE80_CH122_Partial_484/66RU _5610MHz	
ANT	1+2	
Pol.	Vertical	Fundamental
Peak	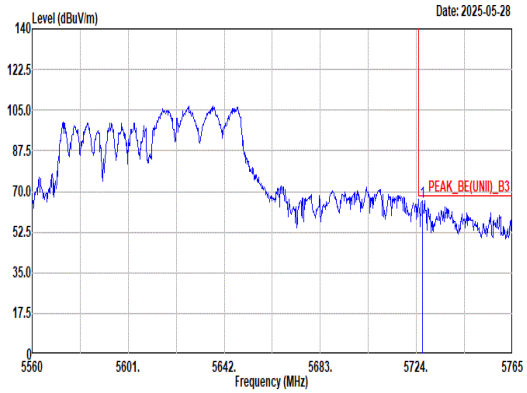 Site : 03CH15-HY Condition: PEAK_BE(UNII)_B3 3m 9120D-02294_240620 VERTICAL : RBW:1000.000kHz VBW:3000.000kHz SWT:Auto Freq Level Limit Line Margin Read Level Ant Factor Cable Loss Preamp Factor Aux Factor APos TPos Remark MHz dBuV/m dBuV/m dB dBuV dB/m dB dB dB cm deg 1 5726.46 65.26 68.20 -2.94 59.53 33.75 8.77 36.79 0.00 352 127 PEAK	Blank

Mode	54	
	Band Edge - L	
	U-NII-2C_5.47-5.725_802.11ax HE160_CH114_Full RU_5570MHz	
ANT	1+2	
Pol.	Horizontal	Fundamental
Peak	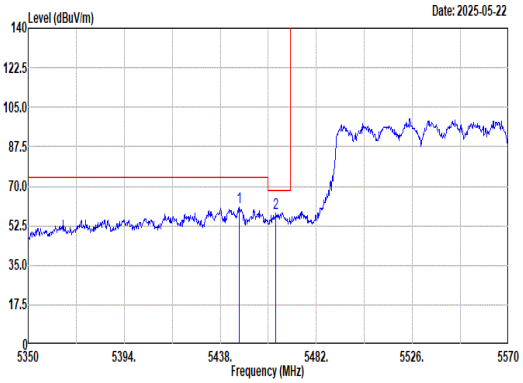 Site : 03CH15-HY Condition: PEAK_BE(UNII)_B3 3m 9120D-02294_240620 HORIZONTAL : RBW:1000.000kHz VBW:3000.000kHz SWT:Auto 1 5446.58 61.01 74.00 -12.99 56.42 32.80 8.61 36.82 0.00 100 129 PEAK 2 5463.52 58.33 68.20 -9.87 53.70 32.83 8.62 36.82 0.00 100 129 PEAK	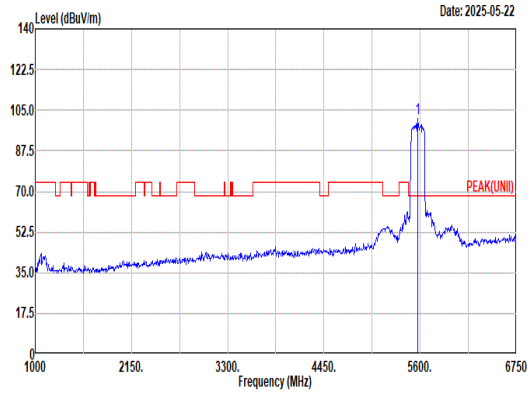 Site : 03CH15-HY Condition: PEAK(UNII) 3m 9120D-02294_240620 HORIZONTAL : RBW:1000.000kHz VBW:3000.000kHz SWT:Auto 1 5570.00 101.49 ------ ------ 96.67 33.00 8.63 36.81 0.00 100 129 PEAK
Avg	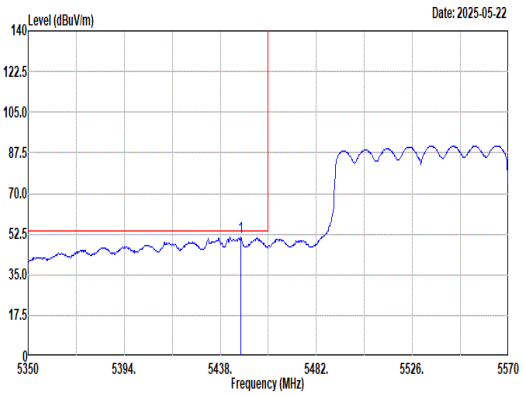 Site : 03CH15-HY Condition: AVG_BE(UNII)_B3 3m 9120D-02294_240620 HORIZONTAL : RBW:1000.000kHz VBW:2.000kHz SWT:Auto 1 5447.46 51.11 54.00 -2.89 46.52 32.80 8.61 36.82 0.00 100 129 AVERAGE	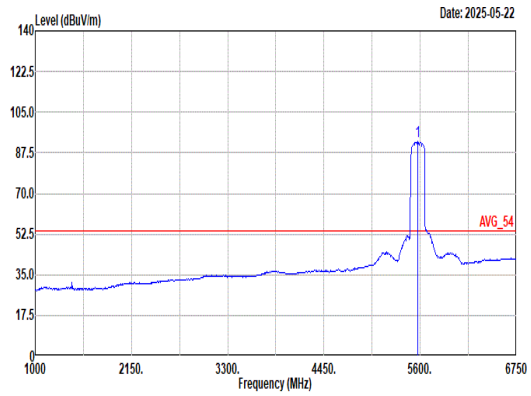 Site : 03CH15-HY Condition: AVG_54 3m 9120D-02294_240620 HORIZONTAL : RBW:1000.000kHz VBW:2.000kHz SWT:Auto 1 5570.00 92.26 ------ ------ 87.44 33.00 8.63 36.81 0.00 100 129 AVERAGE

Mode	54	
	Band Edge - R	
	U-NII-2C_5.47-5.725_802.11ax HE160_CH114_Full RU_5570MHz	
ANT	1+2	
Pol.	Horizontal	Fundamental
Peak	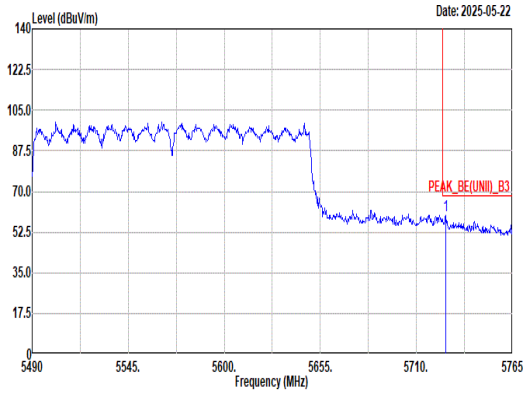 Site : 03CH15-HY Condition: PEAK_BE(UNII)_B3 3m 9120D-02294_240620 HORIZONTAL : RBW:1000.000kHz VBW:3000.000kHz SWT:Auto Limit Read Ant Cable Preamp Aux APos TPos Freq Level Line Margin Level Factor Loss Factor Factor Remark MHz dBuV/m dBuV/m dB dBuV dB/m dB dB dB cm deg 1 5726.78 59.59 68.20 -8.61 53.86 33.75 8.77 36.79 0.00 100 129 PEAK	Blank

Mode	54
	Band Edge - L
	U-NII-2C_5.47-5.725_802.11ax HE160_CH114_Full RU_5570MHz
ANT	1+2

Pol.	Vertical	Fundamental
Peak	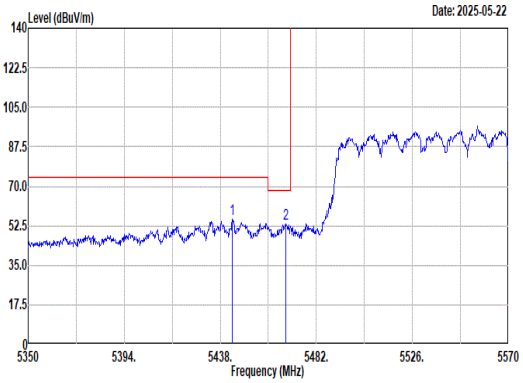 Site : 03CH15-HY Condition: PEAK_BE(UNII)_B3 3m 9120D-02294_240620 VERTICAL : RBW:1000.000kHz VBW:3000.000kHz SWT:Auto Freq Level Limit Line Margin Read Level Ant Factor Cable Loss Preamp Factor Aux Factor APos TPos Remark MHz dBuV/m dBuV/m dB dBuV dB/m dB dB dB cm deg 1 5443.50 55.38 74.00 -18.62 50.79 32.80 8.61 36.82 0.00 373 132 PEAK 2 5467.92 53.41 68.20 -14.79 48.77 32.84 8.62 36.82 0.00 373 132 PEAK	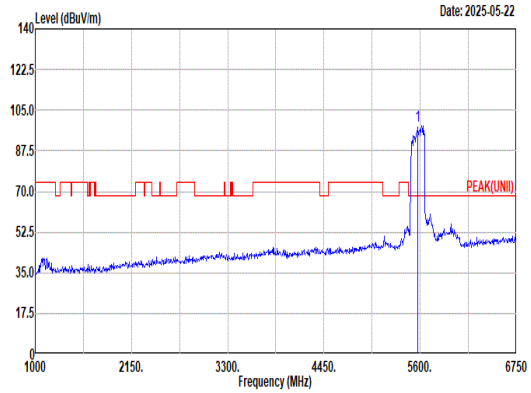 Site : 03CH15-HY Condition: PEAK(UNII) 3m 9120D-02294_240620 VERTICAL : RBW:1000.000kHz VBW:3000.000kHz SWT:Auto Freq Level Limit Line Margin Read Level Ant Factor Cable Loss Preamp Factor Aux Factor APos TPos Remark MHz dBuV/m dBuV/m dB dBuV dB/m dB dB dB cm deg 1 5570.00 98.08 ------ ------ 93.12 33.12 8.65 36.81 0.00 373 132 PEAK
Avg	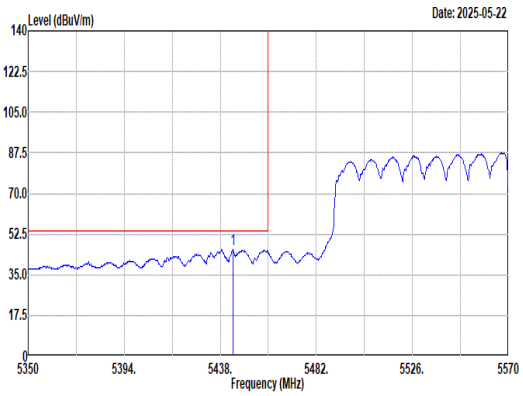 Site : 03CH15-HY Condition: AVG_BE(UNII)_B3 3m 9120D-02294_240620 VERTICAL : RBW:1000.000kHz VBW:2.000kHz SWT:Auto Freq Level Limit Line Margin Read Level Ant Factor Cable Loss Preamp Factor Aux Factor APos TPos Remark MHz dBuV/m dBuV/m dB dBuV dB/m dB dB dB cm deg 1 5443.72 46.09 54.00 -7.91 41.50 32.80 8.61 36.82 0.00 373 132 AVERAGE	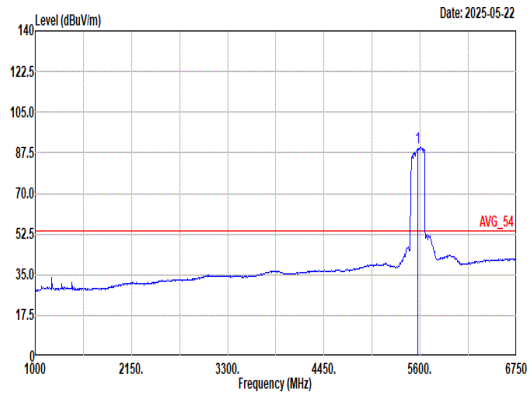 Site : 03CH15-HY Condition: AVG_54 3m 9120D-02294_240620 VERTICAL : RBW:1000.000kHz VBW:2.000kHz SWT:Auto Freq Level Limit Line Margin Read Level Ant Factor Cable Loss Preamp Factor Aux Factor APos TPos Remark MHz dBuV/m dBuV/m dB dBuV dB/m dB dB dB cm deg 1 5570.00 89.92 ------ ------ 85.10 33.00 8.63 36.81 0.00 373 132 AVERAGE

Mode	54	
	Band Edge - R	
	U-NII-2C_5.47-5.725_802.11ax HE160_CH114_Full RU_5570MHz	
ANT	1+2	
Pol.	Vertical	Fundamental
Peak	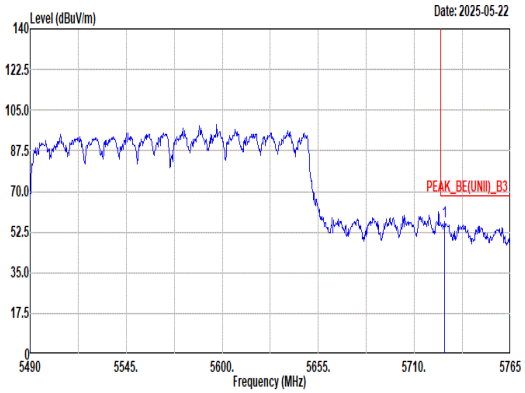 Site : 03CH15-HY Condition: PEAK_BE(UNII)_B3 3m 9120D-02294_240620 VERTICAL : RBW:1000.000kHz VBW:3000.000kHz SWT:Auto Limit Read Ant Cable Preamp Aux APos TPos Freq Level Line Margin Level Factor Loss Factor Factor Remark MHz dBuV/m dBuV/m dB dBuV dB/m dB dB dB cm deg 1 5727.33 56.84 68.20 -11.36 51.11 33.75 8.77 36.79 0.00 373 132 PEAK	Blank

Mode	54	
	Harmonic	
	U-NII-2C_5.47-5.725_802.11ax HE160_CH114_Full RU_5570MHz	
ANT	1+2	
Pol.	Horizontal	Vertical
Peak Avg	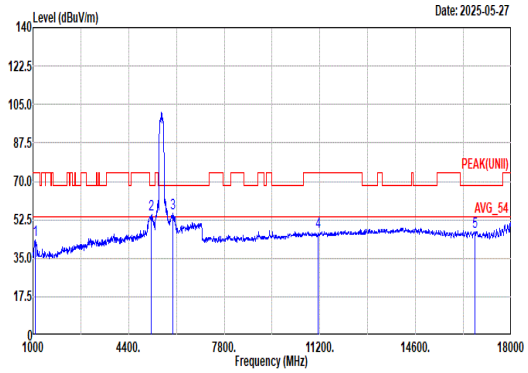 Site : 03CH15-HY Condition: PEAK(UNII) 3m 9120D-02294_240620 HORIZONTAL Freq Level Limit Line Margin Read Level Ant Factor Cable Loss Preamp Factor Aux Factor APos TPos Remark MHz dBuV/m dBuV/m dB dBuV dB/m dB dB dB cm deg 1 1072.00 43.31 74.00 -30.69 51.68 25.03 3.80 37.20 0.00 100 127 Peak 2 5212.00 55.16 68.20 -13.04 50.54 33.00 8.46 36.84 0.00 100 123 Peak 3 5980.00 55.30 68.20 -12.90 48.81 34.20 9.05 36.76 0.00 100 125 Peak 4 11140.00 46.97 74.00 -27.03 52.81 38.64 12.37 57.76 0.91 -- -- PEAK 5 16710.00 47.05 68.20 -21.15 51.34 38.19 15.32 58.76 0.96 -- -- PEAK	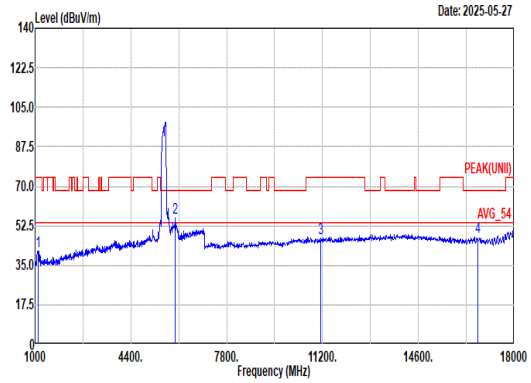 Site : 03CH15-HY Condition: PEAK(UNII) 3m 9120D-02294_240620 VERTICAL Freq Level Limit Line Margin Read Level Ant Factor Cable Loss Preamp Factor Aux Factor APos TPos Remark MHz dBuV/m dBuV/m dB dBuV dB/m dB dB dB cm deg 1 1102.00 41.30 74.00 -32.70 49.42 25.22 3.85 37.19 0.00 400 112 Peak 2 5968.00 56.06 68.20 -12.14 49.59 34.20 9.03 36.76 0.00 350 128 Peak 3 11140.00 46.81 74.00 -27.19 52.65 38.64 12.37 57.76 0.91 -- -- PEAK 4 16710.00 47.58 68.20 -20.62 51.87 38.19 15.32 58.76 0.96 -- -- PEAK

Mode	54	
	Harmonic	
	U-NII-2C_5.47-5.725_802.11ax HE160_CH114_Full RU_5570MHz	
ANT	1+2	
Pol.	Horizontal	Vertical
14.47G ~14.5G Avg	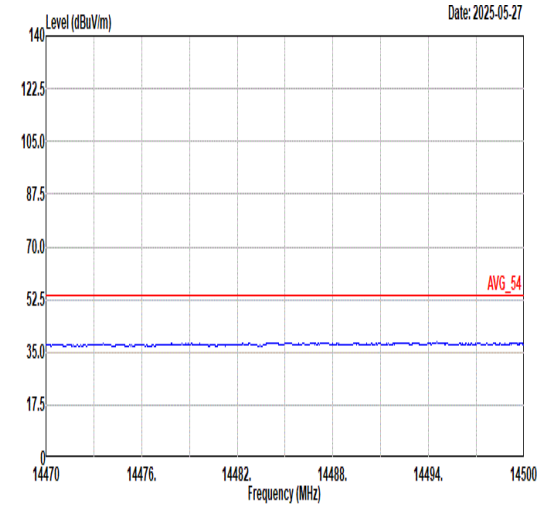 Site : 03CH15-HY Condition: AVG_54 3m 9120D-02294_240620 HORIZONTAL	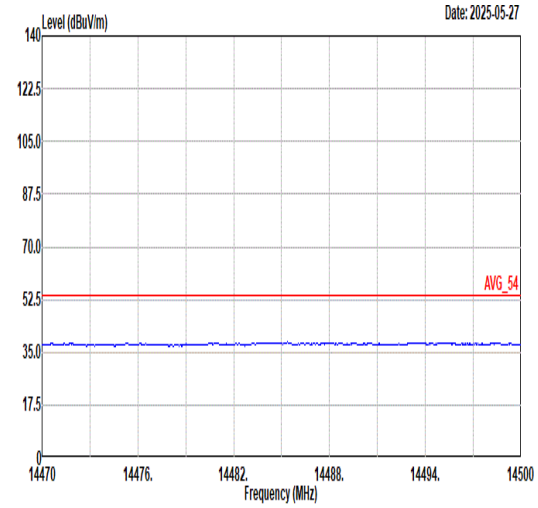 Site : 03CH15-HY Condition: AVG_54 3m 9120D-02294_240620 VERTICAL
17.7G ~18G Avg	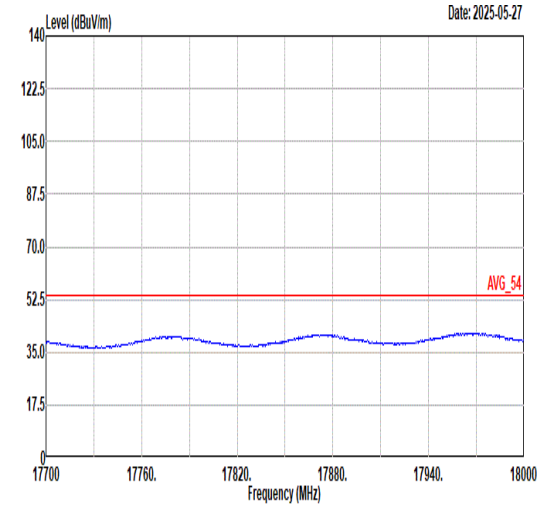 Site : 03CH15-HY Condition: AVG_54 3m 9120D-02294_240620 HORIZONTAL	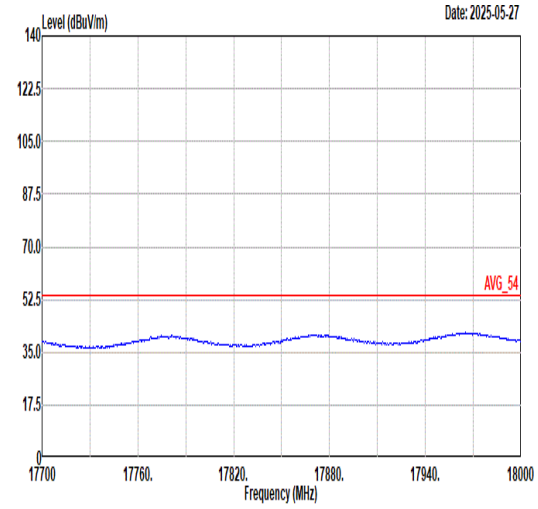 Site : 03CH15-HY Condition: AVG_54 3m 9120D-02294_240620 VERTICAL

Mode	55	
	Band Edge - L	
	U-NII-2C_5.47-5.725_802.11ax HE160_CH114_Partial_996/67RU _5570MHz	
ANT	1+2	
Pol.	Horizontal	Fundamental
Peak	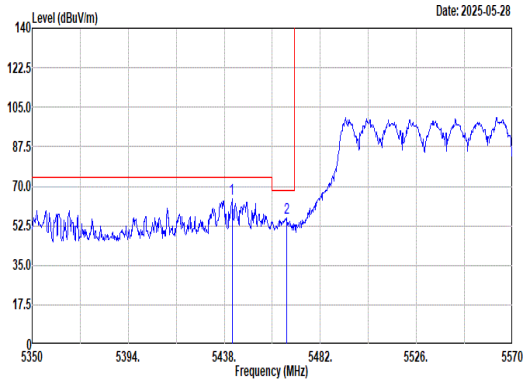 Site : 03CH15-HY Condition: PEAK_BE(UNII)_B3 3m 9120D-02294_240620 HORIZONTAL : RBW:1000.000kHz VBW:3000.000kHz SWT:Auto Freq Level Limit Line Margin Read Level Ant Factor Cable Loss Preamp Factor Aux Factor APos TPos Remark MHz dBuV/m dBuV/m dB dBuV dB/m dB dB dB cm deg 1 5441.52 64.60 74.00 -9.40 60.01 32.80 8.61 36.82 0.00 400 89 PEAK 2 5466.60 55.94 68.20 -12.26 51.31 32.83 8.62 36.82 0.00 400 89 PEAK	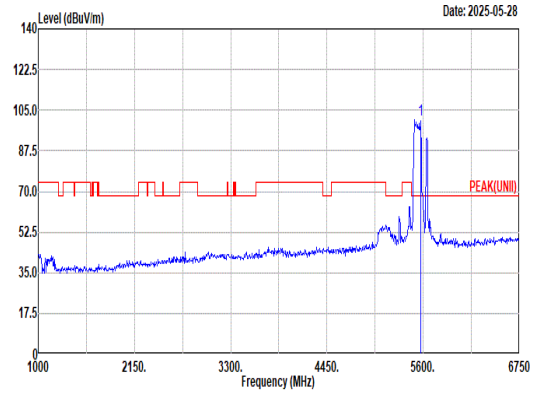 Site : 03CH15-HY Condition: PEAK(UNII) 3m 9120D-02294_240620 HORIZONTAL : RBW:1000.000kHz VBW:3000.000kHz SWT:Auto Freq Level Limit Line Margin Read Level Ant Factor Cable Loss Preamp Factor Aux Factor APos TPos Remark MHz dBuV/m dBuV/m dB dBuV dB/m dB dB dB cm deg 1 5570.00 101.04 ------ ------ 96.35 32.89 8.62 36.82 0.00 400 89 PEAK
Avg	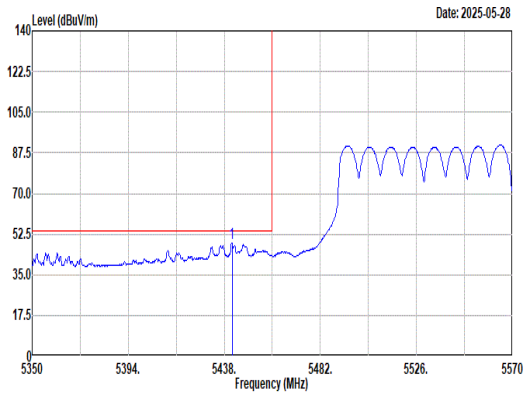 Site : 03CH15-HY Condition: AVG_BE(UNII)_B3 3m 9120D-02294_240620 HORIZONTAL : RBW:1000.000kHz VBW:1.000kHz SWT:Auto Freq Level Limit Line Margin Read Level Ant Factor Cable Loss Preamp Factor Aux Factor APos TPos Remark MHz dBuV/m dBuV/m dB dBuV dB/m dB dB dB cm deg 1 5441.52 48.53 54.00 -5.47 43.94 32.80 8.61 36.82 0.00 400 89 AVERAGE	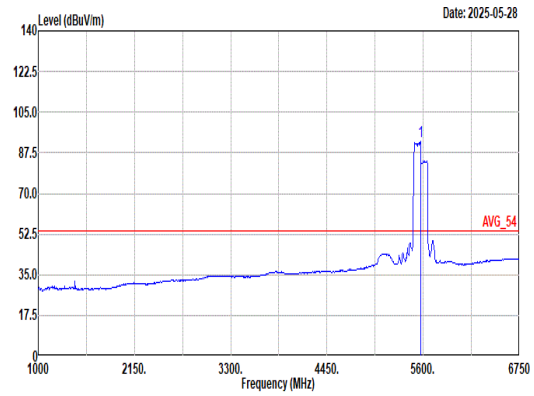 Site : 03CH15-HY Condition: AVG_54 3m 9120D-02294_240620 HORIZONTAL : RBW:1000.000kHz VBW:1.000kHz SWT:Auto Freq Level Limit Line Margin Read Level Ant Factor Cable Loss Preamp Factor Aux Factor APos TPos Remark MHz dBuV/m dBuV/m dB dBuV dB/m dB dB dB cm deg 1 5570.00 92.42 ------ ------ 87.60 33.00 8.63 36.81 0.00 400 89 AVERAGE

Mode	55	
	Band Edge - R	
	U-NII-2C_5.47-5.725_802.11ax HE160_CH114_Partial_996/67RU _5570MHz	
ANT	1+2	
Pol.	Horizontal	Fundamental
Peak	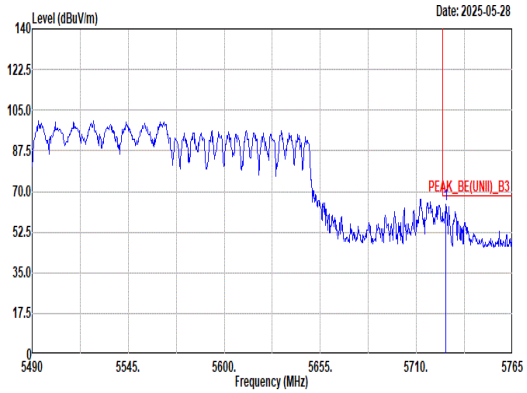 Site : 03CH15-HY Condition: PEAK_BE(UNII)_B3 3m 9120D-02294_240620 HORIZONTAL : RBW:1000.000kHz VBW:3000.000kHz SWT:Auto Limit Read Ant Cable Preamp Aux APos TPos Freq Level Line Margin Level Factor Loss Factor Factor Remark MHz dBuV/m dBuV/m dB dBuV dB/m dB dB dB cm deg 1 5726.78 64.20 68.20 -4.00 58.47 33.75 8.77 36.79 0.00 400 89 PEAK	Blank

Mode	55	
	Band Edge - L	
	U-NII-2C_5.47-5.725_802.11ax HE160_CH114_Partial_996/67RU _5570MHz	
ANT	1+2	
Pol.	Vertical	Fundamental
Peak	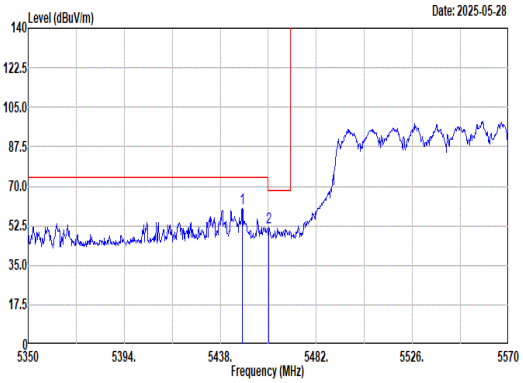 Site : 03CH15-HY Condition: PEAK_BE(UNII)_B3 3m 9120D-02294_240620 VERTICAL : RBW:1000.000kHz VBW:3000.000kHz SWT:Auto Freq Level Limit Line Margin Read Level Ant Factor Cable Loss Preamp Factor Aux Factor APos TPos Remark MHz dBuV/m dBuV/m dB dBuV dB/m dB dB dB cm deg 1 5448.12 60.07 74.00 -13.93 55.48 32.80 8.61 36.82 0.00 318 125 PEAK 2 5460.22 51.56 68.20 -16.64 46.94 32.82 8.62 36.82 0.00 318 125 PEAK	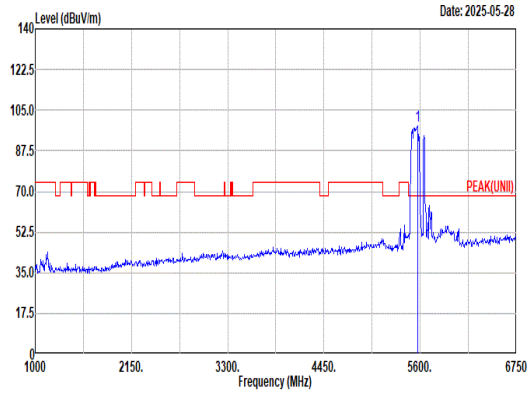 Site : 03CH15-HY Condition: PEAK(UNII) 3m 9120D-02294_240620 VERTICAL : RBW:1000.000kHz VBW:3000.000kHz SWT:Auto Freq Level Limit Line Margin Read Level Ant Factor Cable Loss Preamp Factor Aux Factor APos TPos Remark MHz dBuV/m dBuV/m dB dBuV dB/m dB dB dB cm deg 1 5570.00 98.12 ------ ------ 93.30 33.00 8.63 36.81 0.00 318 125 PEAK
Avg	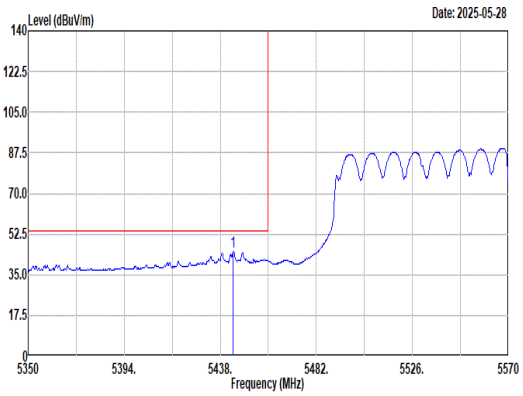 Site : 03CH15-HY Condition: AVG_BE(UNII)_B3 3m 9120D-02294_240620 VERTICAL : RBW:1000.000kHz VBW:1.000kHz SWT:Auto Freq Level Limit Line Margin Read Level Ant Factor Cable Loss Preamp Factor Aux Factor APos TPos Remark MHz dBuV/m dBuV/m dB dBuV dB/m dB dB dB cm deg 1 5443.94 45.06 54.00 -8.94 40.47 32.80 8.61 36.82 0.00 318 125 AVERAGE	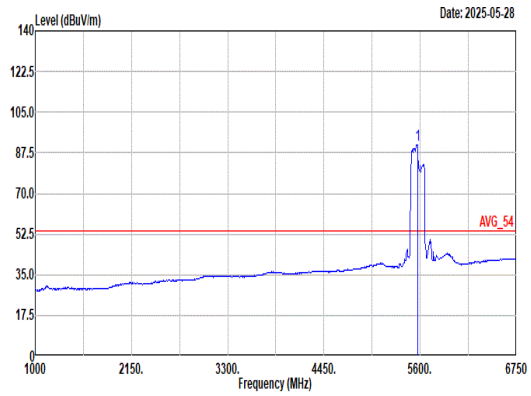 Site : 03CH15-HY Condition: AVG_54 3m 9120D-02294_240620 VERTICAL : RBW:1000.000kHz VBW:1.000kHz SWT:Auto Freq Level Limit Line Margin Read Level Ant Factor Cable Loss Preamp Factor Aux Factor APos TPos Remark MHz dBuV/m dBuV/m dB dBuV dB/m dB dB dB cm deg 1 5570.00 90.91 ------ ------ 86.09 33.00 8.63 36.81 0.00 318 125 AVERAGE

Mode	55	
	Band Edge - R	
	U-NII-2C_5.47-5.725_802.11ax HE160_CH114_Partial_996/67RU _5570MHz	
ANT	1+2	
Pol.	Vertical	Fundamental
Peak	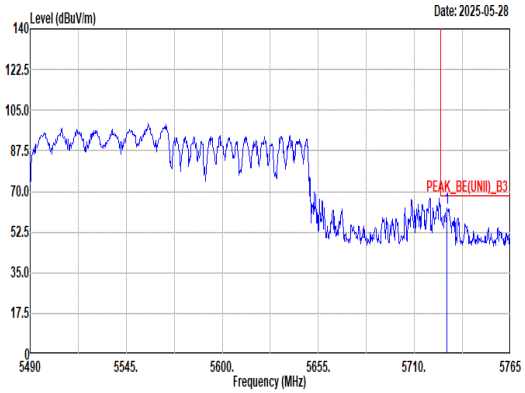 Site : 03CH15-HY Condition: PEAK_BE(UNII)_B3 3m 9120D-02294_240620 VERTICAL : RBW:1000.000kHz VBW:3000.000kHz SWT:Auto Limit Read Ant Cable Preamp Aux APos TPos Freq Level Line Margin Level Factor Loss Factor Factor Remark MHz dBuV/m dBuV/m dB dBuV dB/m dB dB dB cm deg 1 5728.70 62.96 68.20 -5.24 57.22 33.76 8.77 36.79 0.00 318 125 PEAK	Blank

Mode	56
	Band Edge - L
	U-NII-2C_5.47-5.725_802.11a_CH144_Full RU_5720MHz
ANT	1+2

Pol.	Horizontal	Fundamental
Peak	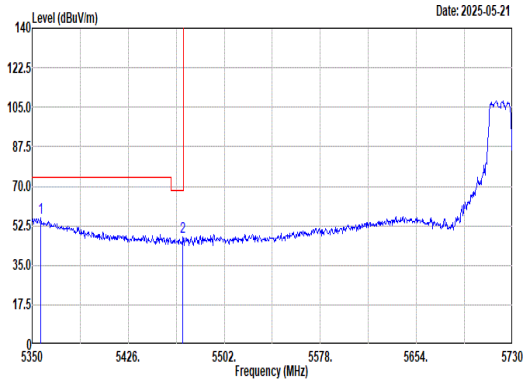 Site : 03CH15-HY Condition: U-NII-2C 3m 9120D-02294_240620 HORIZONTAL : RBW:1000.000kHz VBW:3000.000kHz SWT:Auto Freq Level Limit Line Margin Read Level Ant Factor Cable Loss Preamp Factor Aux Factor APos TPos Remark MHz dBuV/m dBuV/m dB dBuV dB/m dB dB dB cm deg 1 5356.84 56.24 74.00 -17.76 51.60 32.89 8.58 36.83 0.00 100 133 PEAK 2 5469.32 47.43 68.20 -20.77 42.79 32.84 8.62 36.82 0.00 100 133 PEAK	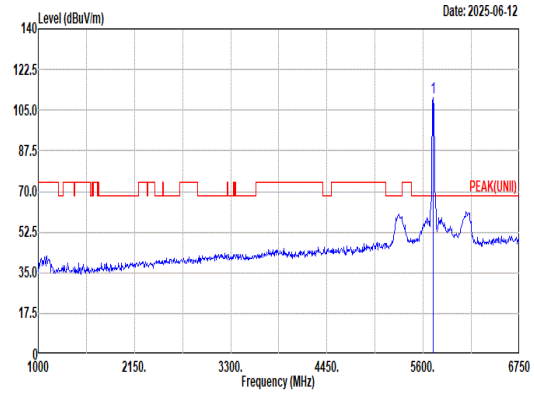 Site : 03CH15-HY Condition: PEAK(UNII) 3m 9120D-02294_240620 HORIZONTAL : RBW:1000.000kHz VBW:3000.000kHz SWT:Auto Freq Level Limit Line Margin Read Level Ant Factor Cable Loss Preamp Factor Aux Factor APos TPos Remark MHz dBuV/m dBuV/m dB dBuV dB/m dB dB dB cm deg 1 5720.00 110.39 ------ ------ 104.68 33.74 8.76 36.79 0.00 100 133 PEAK
Avg	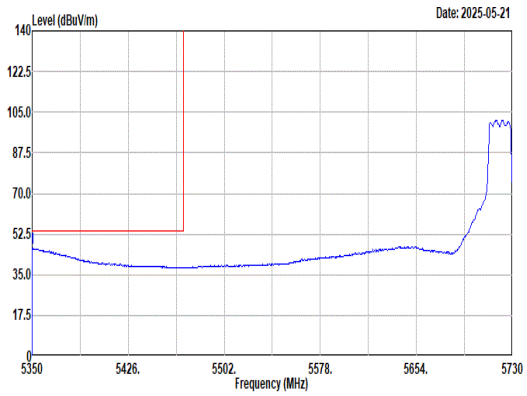 Site : 03CH15-HY Condition: U-NII-2C AVERAGE 3m 9120D-02294_240620 HORIZONTAL : RBW:1000.000kHz VBW:8.620kHz SWT:Auto Freq Level Limit Line Margin Read Level Ant Factor Cable Loss Preamp Factor Aux Factor APos TPos Remark MHz dBuV/m dBuV/m dB dBuV dB/m dB dB dB cm deg 1 5350.00 46.60 54.00 -7.40 41.96 32.90 8.57 36.83 0.00 100 133 AVERAGE	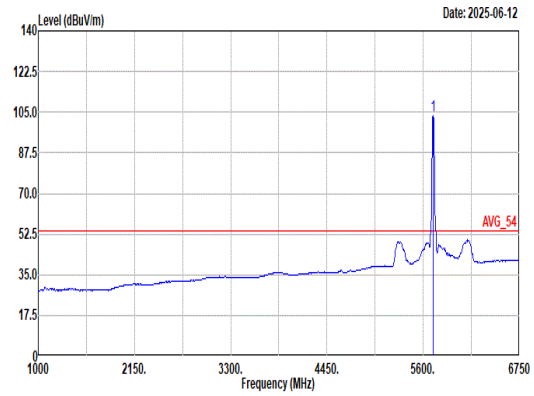 Site : 03CH15-HY Condition: AVG_54 3m 9120D-02294_240620 HORIZONTAL : RBW:1000.000kHz VBW:8.620kHz SWT:Auto Freq Level Limit Line Margin Read Level Ant Factor Cable Loss Preamp Factor Aux Factor APos TPos Remark MHz dBuV/m dBuV/m dB dBuV dB/m dB dB dB cm deg 1 5720.00 103.52 ------ ------ 97.81 33.74 8.76 36.79 0.00 100 133 AVERAGE

Mode	56	
	Band Edge - R	
	U-NII-2C_5.47-5.725_802.11a_CH144_Full RU_5720MHz	
ANT	1+2	
Pol.	Horizontal	Fundamental
Peak	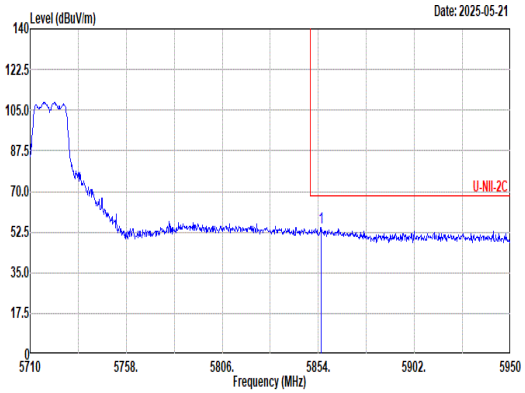 Site : 03CH15-HY Condition: U-NII-2C 3m 9120D-02294_240620 HORIZONTAL : RBW:1000.000kHz VBW:3000.000kHz SWT:Auto Freq Level Limit Line Margin Read Level Ant Factor Cable Loss Preamp Factor Aux Factor APos TPos Remark MHz dBuV/m dBuV/m dB dBuV dB/m dB dB dB cm deg 1 5855.44 54.55 68.20 -13.65 48.20 34.22 8.91 36.78 0.00 100 133 PEAK	Blank

Mode	56
	Band Edge - L
	U-NII-2C_5.47-5.725_802.11a_CH144_Full RU_5720MHz
ANT	1+2

Pol.	Vertical	Fundamental
Peak	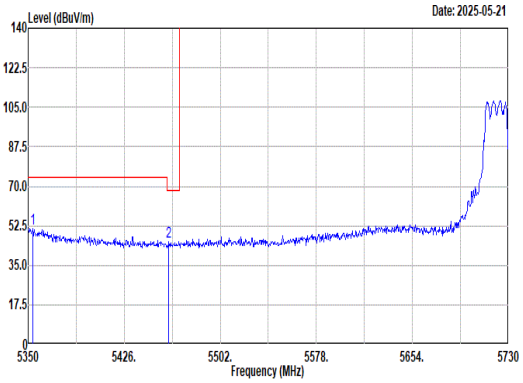 Site : 03CH15-HY Condition: U-NII-2C 3m 9120D-02294_240620 VERTICAL : RBW:1000.000kHz VBW:3000.000kHz SWT:Auto Freq Level Limit Line Margin Read Level Ant Factor Cable Loss Preamp Factor Aux Factor APos TPos Remark MHz dBuV/m dBuV/m dB dBuV dB/m dB dB dB cm deg 1 5353.80 51.18 74.00 -22.82 46.55 32.89 8.57 36.83 0.00 318 127 PEAK 2 5461.34 45.28 68.20 -22.92 40.66 32.82 8.62 36.82 0.00 318 127 PEAK	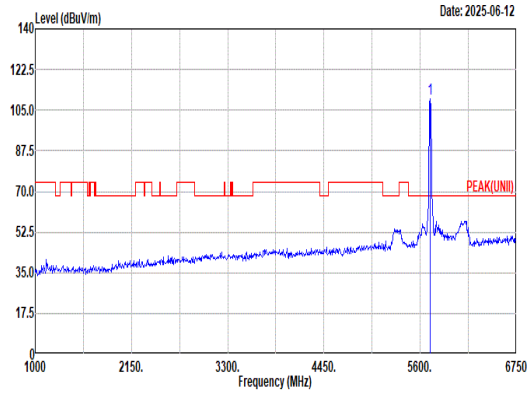 Site : 03CH15-HY Condition: PEAK(UNII) 3m 9120D-02294_240620 VERTICAL : RBW:1000.000kHz VBW:3000.000kHz SWT:Auto Freq Level Limit Line Margin Read Level Ant Factor Cable Loss Preamp Factor Aux Factor APos TPos Remark MHz dBuV/m dBuV/m dB dBuV dB/m dB dB dB cm deg 1 5720.00 109.97 ------ ------ 104.26 33.74 8.76 36.79 0.00 318 127 PEAK
Avg	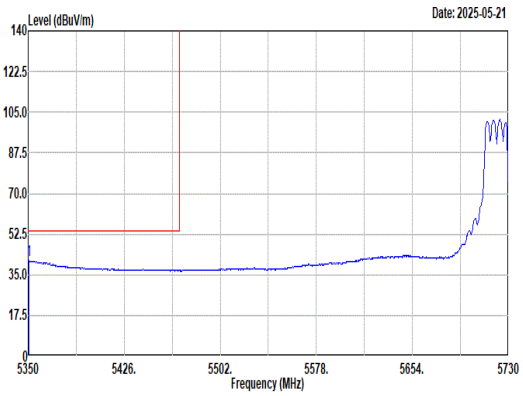 Site : 03CH15-HY Condition: U-NII-2C AVERAGE 3m 9120D-02294_240620 VERTICAL : RBW:1000.000kHz VBW:8.620kHz SWT:Auto Freq Level Limit Line Margin Read Level Ant Factor Cable Loss Preamp Factor Aux Factor APos TPos Remark MHz dBuV/m dBuV/m dB dBuV dB/m dB dB dB cm deg 1 5350.38 41.22 54.00 -12.78 36.58 32.90 8.57 36.83 0.00 318 127 AVERAGE	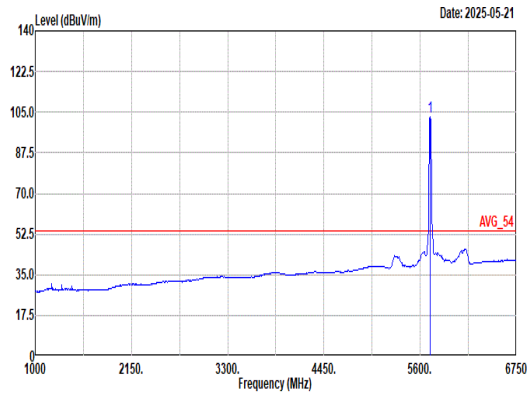 Site : 03CH15-HY Condition: AVG_54 3m 9120D-02294_240620 VERTICAL : RBW:1000.000kHz VBW:8.620kHz SWT:Auto Freq Level Limit Line Margin Read Level Ant Factor Cable Loss Preamp Factor Aux Factor APos TPos Remark MHz dBuV/m dBuV/m dB dBuV dB/m dB dB dB cm deg 1 5720.00 103.25 ------ ------ 97.54 33.74 8.76 36.79 0.00 318 127 AVERAGE

Mode	56	
	Band Edge - R	
	U-NII-2C_5.47-5.725_802.11a_CH144_Full RU_5720MHz	
ANT	1+2	
Pol.	Vertical	Fundamental
Peak	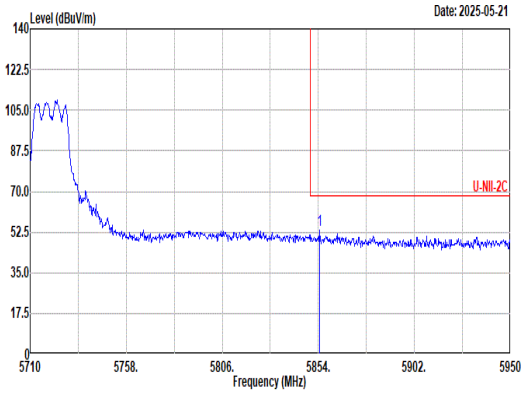 Site : 03CH15-HY Condition: U-NII-2C 3m 9120D-02294_240620 VERTICAL : RBW:1000.000kHz VBW:3000.000kHz SWT:Auto Freq Level Limit Line Margin Level Read Ant Factor Cable Loss Preamp Factor Aux Factor APos TPos Remark MHz dBuV/m dBuV/m dB dBuV dB/m dB dB dB cm deg 1 5854.48 53.37 68.20 -14.83 47.02 34.22 8.91 36.78 0.00 318 127 PEAK	Blank

Mode	56	
	Harmonic	
	U-NII-2C_5.47-5.725_802.11a_CH144_Full RU_5720MHz	
ANT	1+2	
Pol.	Horizontal	Vertical
Peak Avg	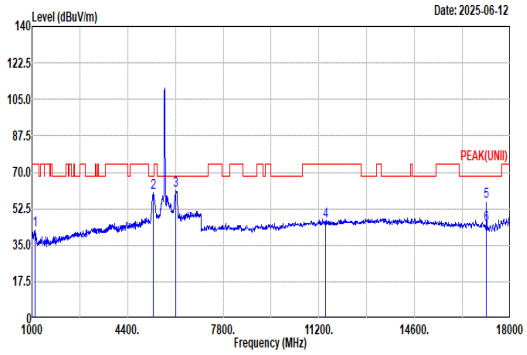 Site : 03CH15-HY Condition: PEAK(UNII) 3m 9120D-02294_240620 HORIZONTAL	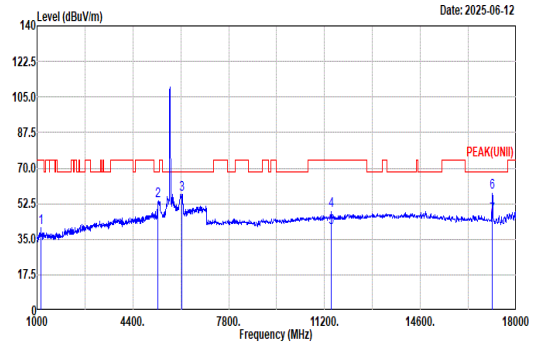 Site : 03CH15-HY Condition: PEAK(UNII) 3m 9120D-02294_240620 VERTICAL

Horizontal:

	Freq	Level	Limit Line	Margin	Read Level	Ant Factor	Cable Loss	Preamp Factor	Aux Factor	APos	TPos	Remark
	MHz	dBuV/m	dBuV/m	dB	dBuV	dB/m	dB	dB	dB	cm	deg	
1	1102.00	42.05	74.00	-31.95	50.17	25.22	3.85	37.19	0.00	100	129	PEAK
2	5314.00	60.31	68.20	-7.89	55.70	32.90	8.54	36.83	0.00	100	137	PEAK
3	6112.00	61.21	68.20	-6.99	54.67	34.12	9.12	36.70	0.00	100	135	PEAK
4	11440.00	46.44	74.00	-27.56	32.30	38.96	12.55	37.37	0.00	--	--	PEAK
5	17160.00	55.85	68.20	-12.35	39.91	38.16	15.42	37.64	0.00	200	237	PEAK
6	17160.00	44.98	68.20	-23.22	29.04	38.16	15.42	37.64	0.00	200	237	AVERAGE

Vertical:

	Freq	Level	Limit Line	Margin	Read Level	Ant Factor	Cable Loss	Preamp Factor	Aux Factor	APos	TPos	Remark
	MHz	dBuV/m	dBuV/m	dB	dBuV	dB/m	dB	dB	dB	cm	deg	
1	1132.00	40.42	74.00	-33.58	48.12	25.58	3.90	37.18	0.00	318	124	PEAK
2	5296.00	53.77	68.20	-14.43	49.17	32.91	8.53	36.84	0.00	318	133	PEAK
3	6130.00	57.05	68.20	-11.15	50.45	34.16	9.13	36.69	0.00	318	130	PEAK
4	11440.00	49.39	74.00	-24.61	35.25	38.96	12.55	37.37	0.00	336	0	PEAK
5	11440.00	40.75	74.00	-33.25	26.61	38.96	12.55	37.37	0.00	336	0	AVERAGE
6	17160.00	58.34	68.20	-9.86	42.40	38.16	15.42	37.64	0.00	200	183	PEAK
7	17160.00	46.32	68.20	-21.88	30.38	38.16	15.42	37.64	0.00	200	183	AVERAGE

Mode	56	
	Harmonic	
	U-NII-2C_5.47-5.725_802.11a_CH144_Full RU_5720MHz	
ANT	1+2	
Pol.	Horizontal	Vertical
14.47G ~14.5G Avg	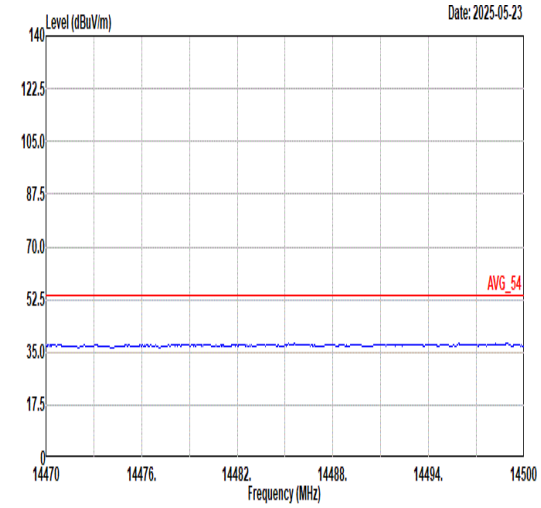 Site : 03CH15-HY Condition: AVG_54 3m 9120D-02294_240620 HORIZONTAL	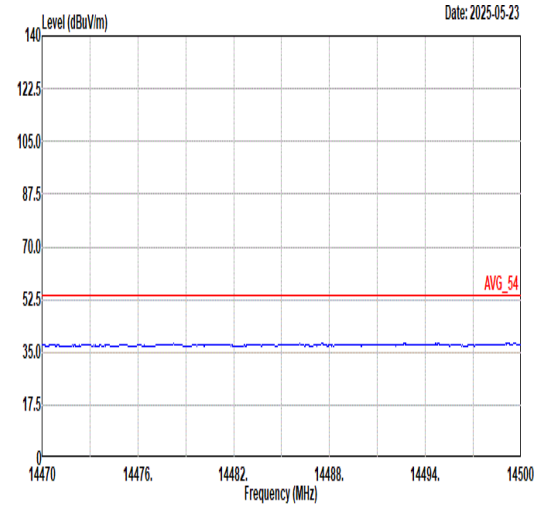 Site : 03CH15-HY Condition: AVG_54 3m 9120D-02294_240620 VERTICAL
17.7G ~18G Avg	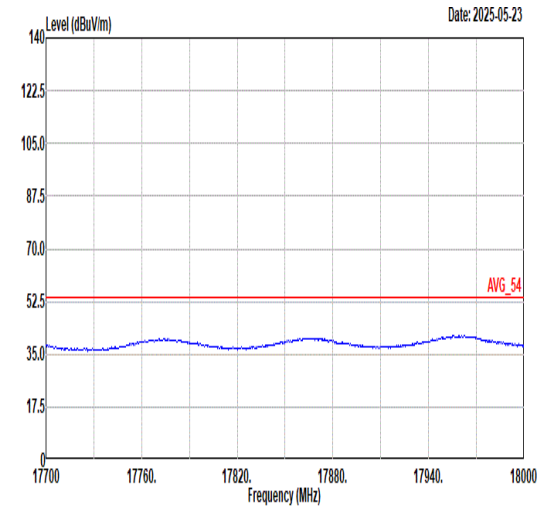 Site : 03CH15-HY Condition: AVG_54 3m 9120D-02294_240620 HORIZONTAL	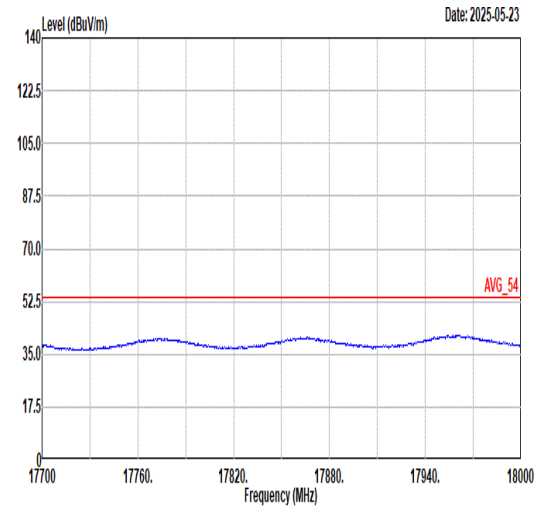 Site : 03CH15-HY Condition: AVG_54 3m 9120D-02294_240620 VERTICAL

Mode	57
	Band Edge - L
	U-NII-2C_5.47-5.725_802.11n HT20_CH144_Full RU_5720MHz
ANT	1+2

Pol.	Horizontal	Fundamental
Peak	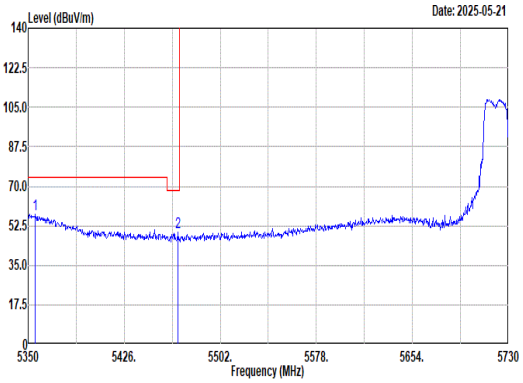 Site : 03CH15-HY Condition: U-NII-2C 3m 9120D-02294_240620 HORIZONTAL : RBW:1000.000kHz VBW:3000.000kHz SWT:Auto Freq Level Limit Line Margin Read Level Ant Factor Cable Loss Preamp Factor Aux Factor APos TPos Remark MHz dBuV/m dBuV/m dB dBuV dB/m dB dB dB cm deg 1 5355.70 57.46 74.00 -16.54 52.83 32.89 8.57 36.83 0.00 100 128 PEAK 2 5468.56 49.45 68.20 -18.75 44.81 32.84 8.62 36.82 0.00 100 128 PEAK	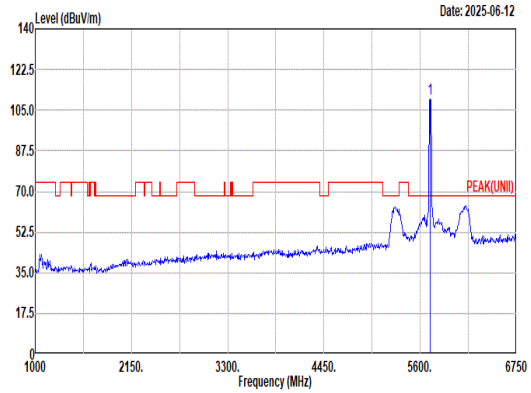 Site : 03CH15-HY Condition: PEAK(UNII) 3m 9120D-02294_240620 HORIZONTAL : RBW:1000.000kHz VBW:3000.000kHz SWT:Auto Freq Level Limit Line Margin Read Level Ant Factor Cable Loss Preamp Factor Aux Factor APos TPos Remark MHz dBuV/m dBuV/m dB dBuV dB/m dB dB dB cm deg 1 5720.00 110.02 ------ ------ 104.31 33.74 8.76 36.79 0.00 100 128 PEAK
Avg	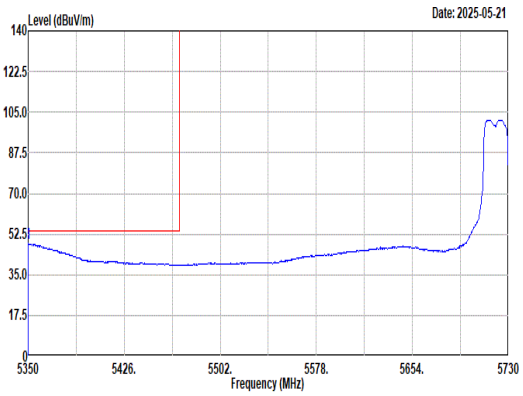 Site : 03CH15-HY Condition: U-NII-2C AVERAGE 3m 9120D-02294_240620 HORIZONTAL : RBW:1000.000kHz VBW:8.220kHz SWT:Auto Freq Level Limit Line Margin Read Level Ant Factor Cable Loss Preamp Factor Aux Factor APos TPos Remark MHz dBuV/m dBuV/m dB dBuV dB/m dB dB dB cm deg 1 5350.00 48.38 54.00 -5.62 43.74 32.90 8.57 36.83 0.00 100 128 AVERAGE	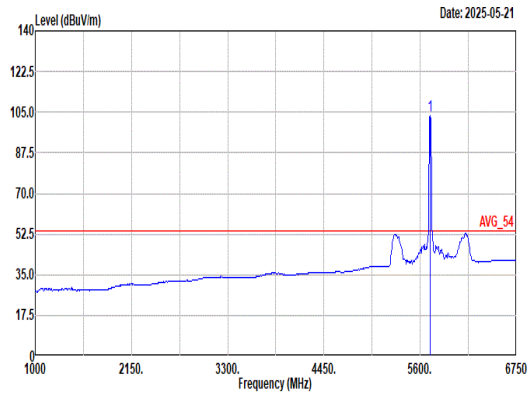 Site : 03CH15-HY Condition: AVG_54 3m 9120D-02294_240620 HORIZONTAL : RBW:1000.000kHz VBW:8.220kHz SWT:Auto Freq Level Limit Line Margin Read Level Ant Factor Cable Loss Preamp Factor Aux Factor APos TPos Remark MHz dBuV/m dBuV/m dB dBuV dB/m dB dB dB cm deg 1 5720.00 103.45 ------ ------ 97.75 33.73 8.76 36.79 0.00 100 128 AVERAGE

Mode	57	
	Band Edge - R	
	U-NII-2C_5.47-5.725_802.11n HT20_CH144_Full RU_5720MHz	
ANT	1+2	
Pol.	Horizontal	Fundamental
Peak	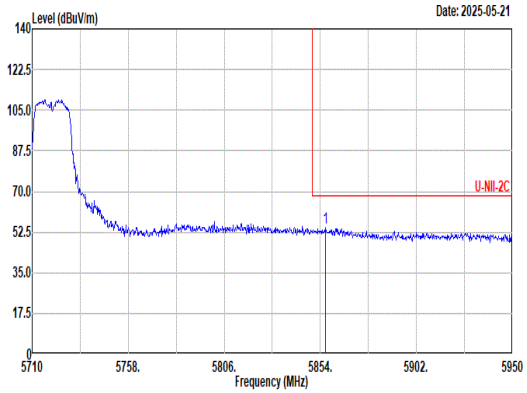 Site : 03CH15-HY Condition: U-NII-2C 3m 9120D-02294_240620 HORIZONTAL : RBW:1000.000kHz VBW:3000.000kHz SWT:Auto Freq Level Limit Line Margin Read Level Ant Factor Cable Loss Preamp Factor Aux Factor APos TPos Remark MHz dBuV/m dBuV/m dB dBuV dB/m dB dB dB cm deg 1 5856.64 54.20 68.20 -14.00 47.84 34.23 8.91 36.78 0.00 100 128 PEAK	Blank

Mode	57
	Band Edge - L
	U-NII-2C_5.47-5.725_802.11n HT20_CH144_Full RU_5720MHz
ANT	1+2

Pol.	Vertical	Fundamental
Peak	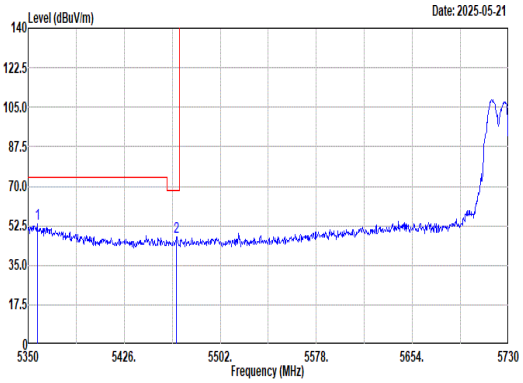 Site : 03CH15-HY Condition: U-NII-2C 3m 9120D-02294_240620 VERTICAL : RBW:1000.000kHz VBW:3000.000kHz SWT:Auto Freq Level Limit Line Margin Read Level Ant Factor Cable Loss Preamp Factor Aux Factor APos TPos Remark MHz dBuV/m dBuV/m dB dBuV dB/m dB dB dB cm deg 1 5357.22 53.31 74.00 -20.69 48.67 32.89 8.58 36.83 0.00 300 132 PEAK 2 5467.42 47.72 68.20 -20.48 43.09 32.83 8.62 36.82 0.00 300 132 PEAK	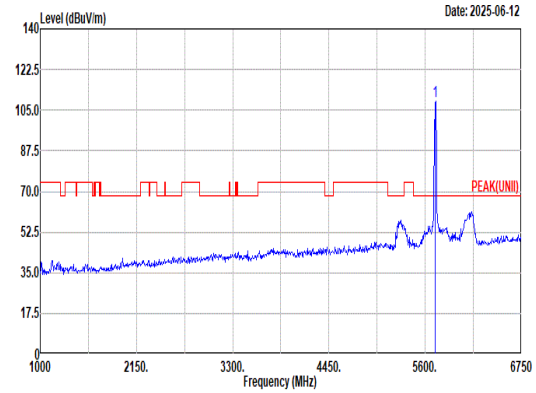 Site : 03CH15-HY Condition: PEAK(UNII) 3m 9120D-02294_240620 VERTICAL : RBW:1000.000kHz VBW:3000.000kHz SWT:Auto Freq Level Limit Line Margin Read Level Ant Factor Cable Loss Preamp Factor Aux Factor APos TPos Remark MHz dBuV/m dBuV/m dB dBuV dB/m dB dB dB cm deg 1 5720.00 108.73 ------ ------ 103.02 33.74 8.76 36.79 0.00 300 132 PEAK
Avg	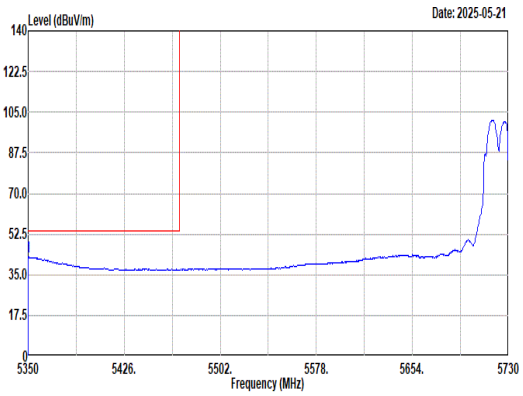 Site : 03CH15-HY Condition: U-NII-2C AVERAGE 3m 9120D-02294_240620 VERTICAL : RBW:1000.000kHz VBW:8.220kHz SWT:Auto Freq Level Limit Line Margin Read Level Ant Factor Cable Loss Preamp Factor Aux Factor APos TPos Remark MHz dBuV/m dBuV/m dB dBuV dB/m dB dB dB cm deg 1 5350.00 42.60 54.00 -11.40 37.96 32.90 8.57 36.83 0.00 300 132 AVERAGE	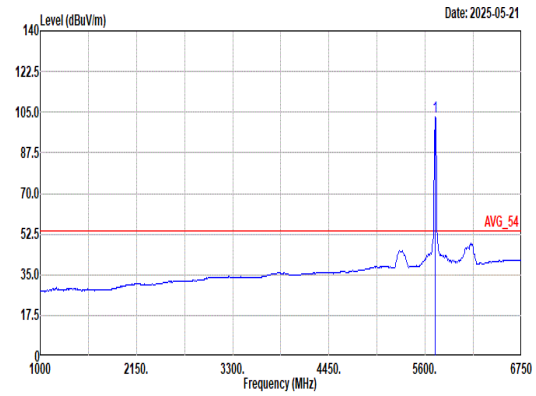 Site : 03CH15-HY Condition: AVG_54 3m 9120D-02294_240620 VERTICAL : RBW:1000.000kHz VBW:8.220kHz SWT:Auto Freq Level Limit Line Margin Read Level Ant Factor Cable Loss Preamp Factor Aux Factor APos TPos Remark MHz dBuV/m dBuV/m dB dBuV dB/m dB dB dB cm deg 1 5720.00 103.20 ------ ------ 97.50 33.73 8.76 36.79 0.00 300 132 AVERAGE

Mode	57	
	Band Edge - R	
	U-NII-2C_5.47-5.725_802.11n HT20_CH144_Full RU_5720MHz	
ANT	1+2	
Pol.	Vertical	Fundamental
Peak	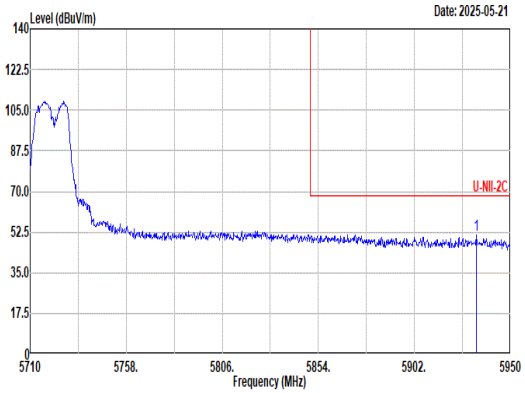 Site : 03CH15-HY Condition: U-NII-2C 3m 9120D-02294_240620 VERTICAL : RBW:1000.000kHz VBW:3000.000kHz SWT:Auto Freq Level Limit Line Margin Read Level Ant Factor Cable Loss Preamp Factor Aux Factor APos TPos Remark MHz dBuV/m dBuV/m dB dBuV dB/m dB dB dB cm deg 1 5932.96 51.37 68.20 -16.83 44.87 34.27 9.00 36.77 0.00 300 132 PEAK	Blank

Mode	57	
	Harmonic	
	U-NII-2C_5.47-5.725_802.11n HT20_CH144_Full RU_5720MHz	
ANT	1+2	
Pol.	Horizontal	Vertical
Peak Avg	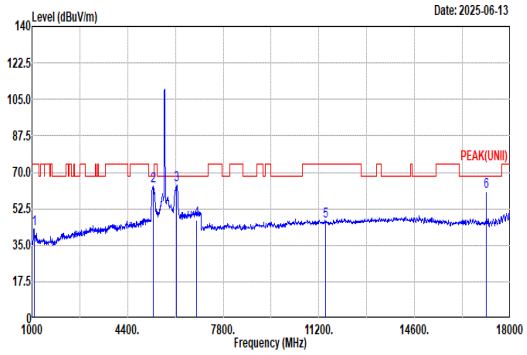 Site : 03CH15-HY Condition: PEAK(UNII) 3m 9120D-02294_240620 HORIZONTAL 1 1078.00 42.98 74.00 -31.02 51.30 25.07 3.81 37.20 0.00 100 124 PEAK 2 5302.00 63.47 68.20 -4.73 58.88 32.90 8.53 36.84 0.00 100 132 PEAK 3 6148.00 63.67 68.20 -4.53 57.02 34.20 9.14 36.69 0.00 100 131 PEAK 4 6862.50 47.18 68.20 -21.02 38.46 35.80 9.62 36.70 0.00 100 72 Peak 5 11440.00 46.54 74.00 -27.46 32.40 38.96 12.55 37.37 0.00 -- -- PEAK 6 17160.00 60.61 68.20 -7.59 44.67 38.16 15.42 37.64 0.00 200 237 PEAK	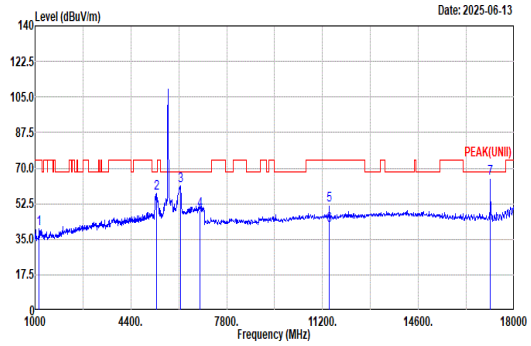 Site : 03CH15-HY Condition: PEAK(UNII) 3m 9120D-02294_240620 VERTICAL 1 1138.00 40.30 74.00 -33.70 47.91 25.66 3.91 37.18 0.00 300 128 PEAK 2 5308.00 57.64 68.20 -10.56 53.04 32.90 8.54 36.84 0.00 300 138 PEAK 3 6160.00 61.47 68.20 -6.73 54.81 34.20 9.14 36.68 0.00 300 134 PEAK 4 6862.50 49.04 68.20 -19.16 40.32 35.80 9.62 36.70 0.00 100 16 Peak 5 11440.00 51.75 74.00 -22.25 37.61 38.96 12.55 37.37 0.00 277 0 PEAK 6 11440.00 41.55 74.00 -32.45 27.41 38.96 12.55 37.37 0.00 277 0 Average 7 17160.00 65.02 68.20 -3.18 49.08 38.16 15.42 37.64 0.00 199 359 PEAK

Mode	57	
	Harmonic	
	U-NII-2C_5.47-5.725_802.11n HT20_CH144_Full RU_5720MHz	
ANT	1+2	
Pol.	Horizontal	Vertical
14.47G ~14.5G Avg	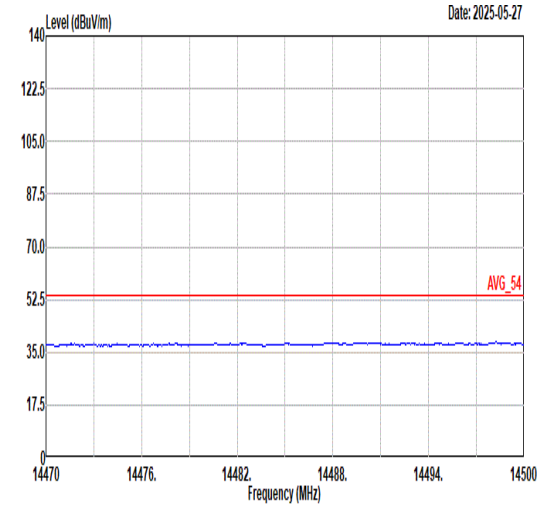 Site : 03CH15-HY Condition: AVG_54 3m 9120D-02294_240620 HORIZONTAL	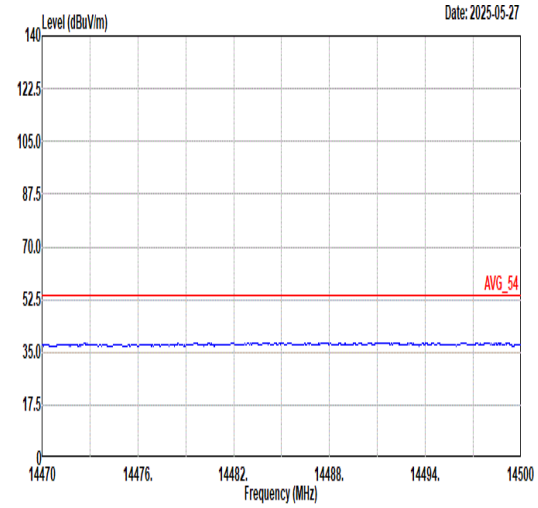 Site : 03CH15-HY Condition: AVG_54 3m 9120D-02294_240620 VERTICAL
17.7G ~18G Avg	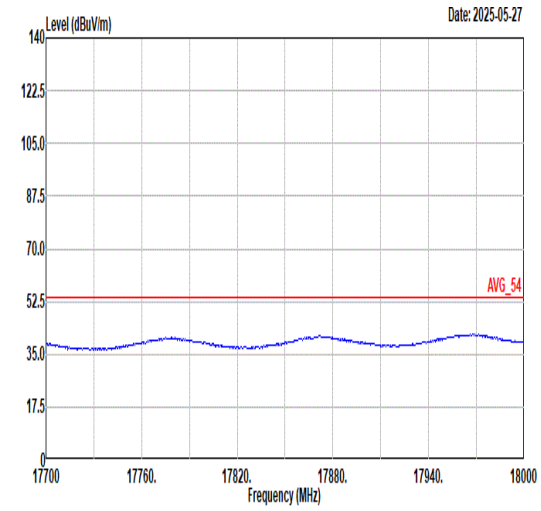 Site : 03CH15-HY Condition: AVG_54 3m 9120D-02294_240620 HORIZONTAL	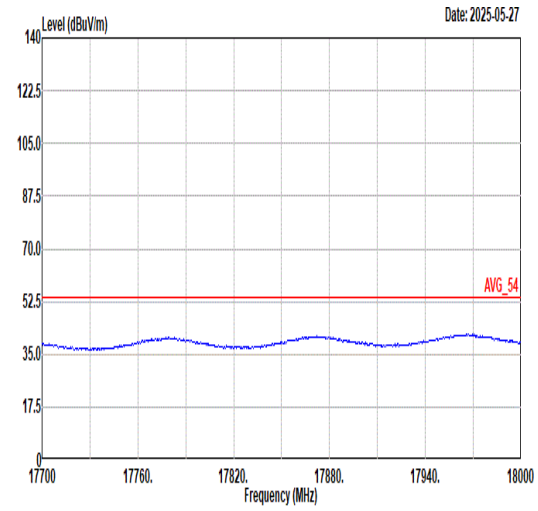 Site : 03CH15-HY Condition: AVG_54 3m 9120D-02294_240620 VERTICAL

Mode	58	
	Band Edge - L	
	U-NII-2C_5.47-5.725_802.11ax HE20_CH144_Full RU_5720MHz	
ANT	1+2	
Pol.	Horizontal	Fundamental
Peak	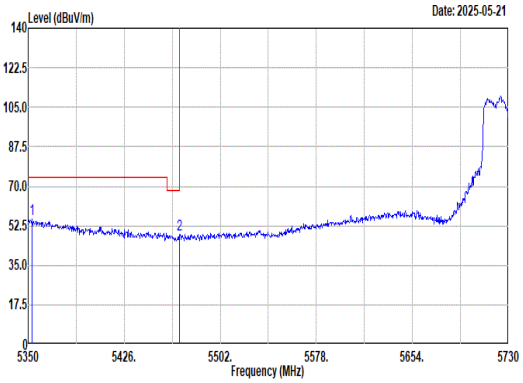 Site : 03CH15-HY Condition: U-NII-2C 3m 9120D-02294_240620 HORIZONTAL : RBW:1000.000kHz VBW:3000.000kHz SWT:Auto Freq Level Limit Line Margin Read Level Ant Factor Cable Loss Preamp Factor Aux Factor APos TPos Remark MHz dBuV/m dBuV/m dB dBuV dB/m dB dB dB cm deg 1 5353.04 55.51 74.00 -18.49 50.88 32.89 8.57 36.83 0.00 102 127 PEAK 2 5469.70 48.56 68.20 -19.64 43.92 32.84 8.62 36.82 0.00 102 127 PEAK	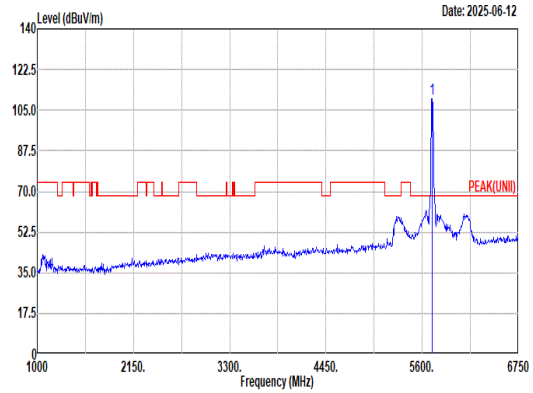 Site : 03CH15-HY Condition: PEAK(UNII) 3m 9120D-02294_240620 HORIZONTAL : RBW:1000.000kHz VBW:3000.000kHz SWT:Auto Freq Level Limit Line Margin Read Level Ant Factor Cable Loss Preamp Factor Aux Factor APos TPos Remark MHz dBuV/m dBuV/m dB dBuV dB/m dB dB dB cm deg 1 5720.00 109.79 ------ ------ 104.08 33.74 8.76 36.79 0.00 102 127 PEAK
Avg	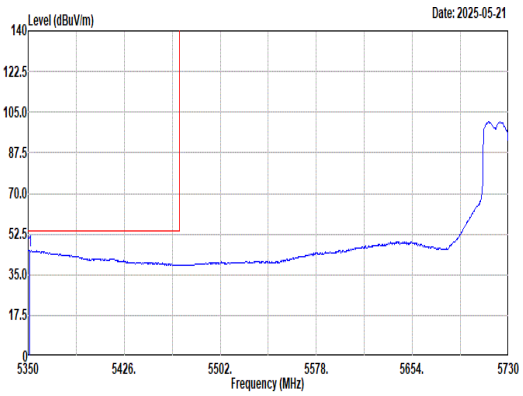 Site : 03CH15-HY Condition: U-NII-2C AVERAGE 3m 9120D-02294_240620 HORIZONTAL : RBW:1000.000kHz VBW:0.300kHz SWT:Auto Freq Level Limit Line Margin Read Level Ant Factor Cable Loss Preamp Factor Aux Factor APos TPos Remark MHz dBuV/m dBuV/m dB dBuV dB/m dB dB dB cm deg 1 5351.14 45.68 54.00 -8.32 41.04 32.90 8.57 36.83 0.00 102 127 AVERAGE	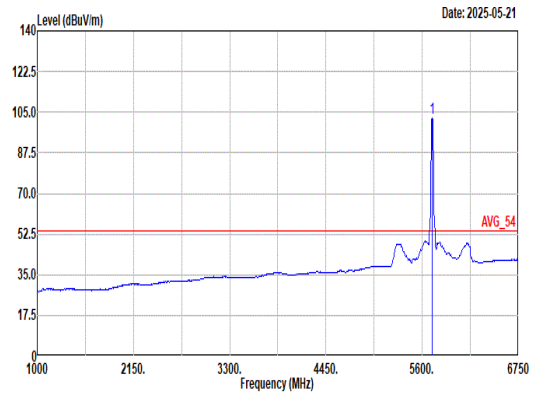 Site : 03CH15-HY Condition: AVG_54 3m 9120D-02294_240620 HORIZONTAL : RBW:1000.000kHz VBW:0.300kHz SWT:Auto Freq Level Limit Line Margin Read Level Ant Factor Cable Loss Preamp Factor Aux Factor APos TPos Remark MHz dBuV/m dBuV/m dB dBuV dB/m dB dB dB cm deg 1 5720.00 102.70 ------ ------ 96.99 33.74 8.76 36.79 0.00 102 127 AVERAGE

Mode	58	
	Band Edge - R	
	U-NII-2C_5.47-5.725_802.11ax HE20_CH144_Full RU_5720MHz	
ANT	1+2	
Pol.	Horizontal	Fundamental
Peak	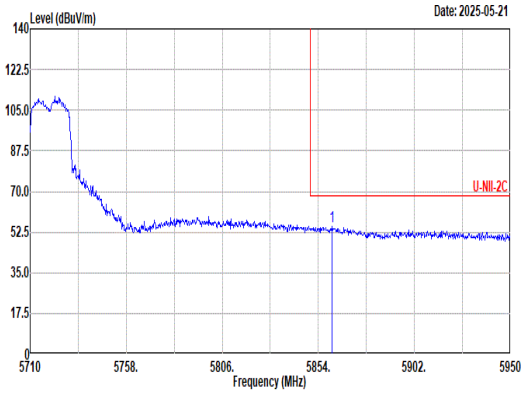 Site : 03CH15-HY Condition: U-NII-2C 3m 9120D-02294_240620 HORIZONTAL : RBW:1000.000kHz VBW:3000.000kHz SWT:Auto Limit Read Ant Cable Preamp Aux APos TPos Freq Level Line Margin Level Factor Loss Factor Factor Remark MHz dBuV/m dBuV/m dB dBuV dB/m dB dB dB cm deg 1 5860.96 55.14 68.20 -13.06 48.76 34.24 8.92 36.78 0.00 102 127 PEAK	Blank

Mode	58
	Band Edge - L
	U-NII-2C_5.47-5.725_802.11ax HE20_CH144_Full RU_5720MHz
ANT	1+2

Pol.	Vertical	Fundamental
Peak	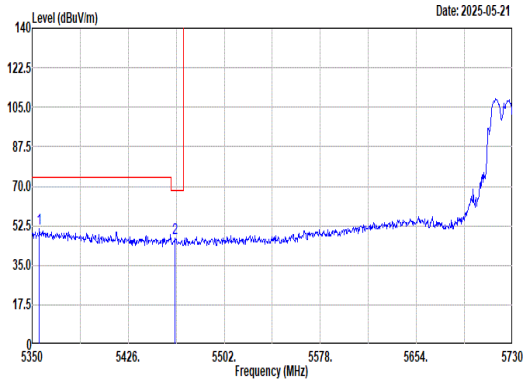 Site : 03CH15-HY Condition: U-NII-2C 3m 9120D-02294_240620 VERTICAL : RBW:1000.000kHz VBW:3000.000kHz SWT:Auto Freq Level Limit Line Margin Read Level Ant Factor Cable Loss Preamp Factor Aux Factor APos TPos Remark MHz dBuV/m dBuV/m dB dBuV dB/m dB dB dB cm deg 1 5355.70 51.16 74.00 -22.84 46.53 32.89 8.57 36.83 0.00 300 129 PEAK 2 5462.86 47.18 68.20 -21.02 42.55 32.83 8.62 36.82 0.00 300 129 PEAK	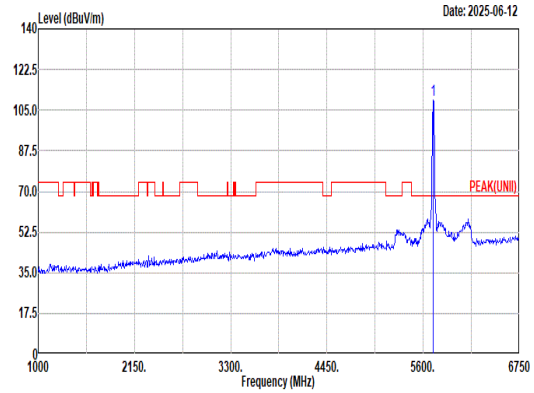 Site : 03CH15-HY Condition: PEAK(UNII) 3m 9120D-02294_240620 VERTICAL : RBW:1000.000kHz VBW:3000.000kHz SWT:Auto Freq Level Limit Line Margin Read Level Ant Factor Cable Loss Preamp Factor Aux Factor APos TPos Remark MHz dBuV/m dBuV/m dB dBuV dB/m dB dB dB cm deg 1 5720.00 109.56 ------ ------ 103.85 33.74 8.76 36.79 0.00 300 129 PEAK
Avg	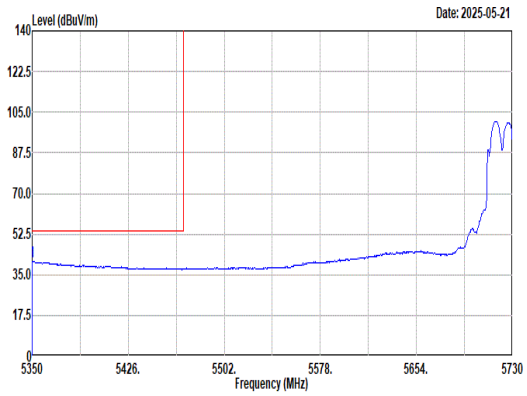 Site : 03CH15-HY Condition: U-NII-2C AVERAGE 3m 9120D-02294_240620 VERTICAL : RBW:1000.000kHz VBW:0.300kHz SWT:Auto Freq Level Limit Line Margin Read Level Ant Factor Cable Loss Preamp Factor Aux Factor APos TPos Remark MHz dBuV/m dBuV/m dB dBuV dB/m dB dB dB cm deg 1 5350.00 40.63 54.00 -13.37 35.99 32.90 8.57 36.83 0.00 300 129 AVERAGE	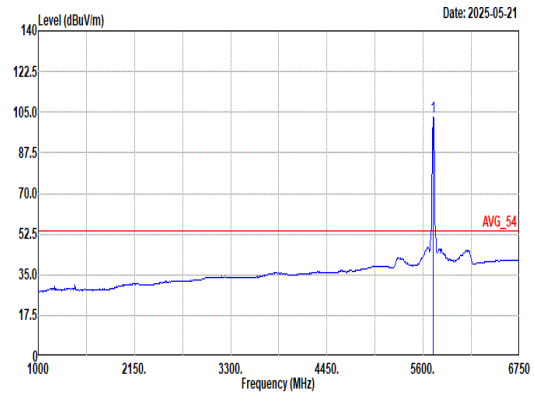 Site : 03CH15-HY Condition: AVG_54 3m 9120D-02294_240620 VERTICAL : RBW:1000.000kHz VBW:0.300kHz SWT:Auto Freq Level Limit Line Margin Read Level Ant Factor Cable Loss Preamp Factor Aux Factor APos TPos Remark MHz dBuV/m dBuV/m dB dBuV dB/m dB dB dB cm deg 1 5720.00 102.84 ------ ------ 97.14 33.73 8.76 36.79 0.00 300 129 AVERAGE

Mode	58	
	Band Edge - R	
	U-NII-2C_5.47-5.725_802.11ax HE20_CH144_Full RU_5720MHz	
ANT	1+2	
Pol.	Vertical	Fundamental
Peak	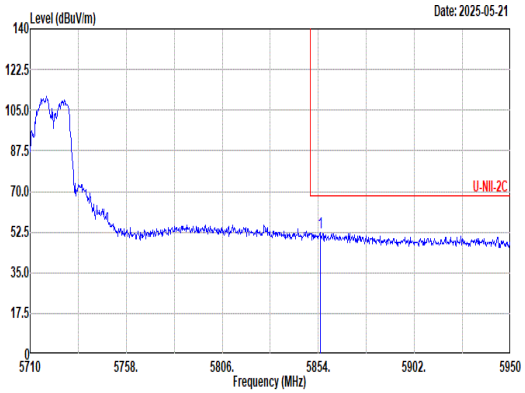 Site : 03CH15-HY Condition: U-NII-2C 3m 9120D-02294_240620 VERTICAL : RBW:1000.000kHz VBW:3000.000kHz SWT:Auto Freq Level Limit Line Margin Read Level Ant Factor Cable Loss Preamp Factor Aux Factor APos TPos Remark MHz dBuV/m dBuV/m dB dBuV dB/m dB dB dB cm deg 1 5854.96 52.12 68.20 -16.08 45.77 34.22 8.91 36.78 0.00 300 129 PEAK	Blank

Mode	58	
	Harmonic	
	U-NII-2C_5.47-5.725_802.11ax HE20_CH144_Full RU_5720MHz	
ANT	1+2	
Pol.	Horizontal	Vertical
Peak Avg	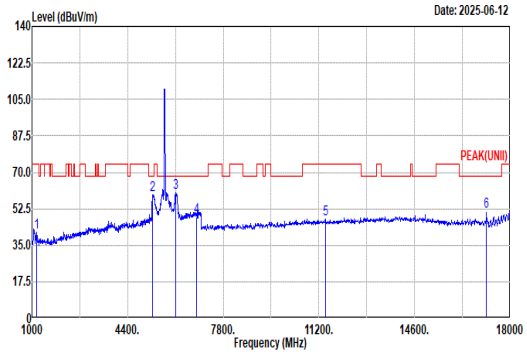 Site : 03CH15-HY Condition: PEAK(UNII) 3m 9120D-02294_240620 HORIZONTAL Freq Level Limit Line Margin Read Level Ant Factor Cable Loss Preamp Factor Aux Factor APos TPos Remark MHz dBuV/m dBuV/m dB dBuV dB/m dB dB dB cm deg 1 1174.00 41.19 74.00 -32.81 48.52 25.85 3.98 37.16 0.00 102 123 PEAK 2 5290.00 59.08 68.20 -9.12 54.48 32.92 8.52 36.84 0.00 102 136 PEAK 3 6100.00 60.05 68.20 -8.15 53.55 34.10 9.11 36.71 0.00 102 130 PEAK 4 6851.25 48.56 68.20 -19.64 39.84 35.80 9.61 36.69 0.00 100 74 Peak 5 11440.00 47.72 74.00 -26.28 33.58 38.96 12.55 37.37 0.00 -- -- PEAK 6 17160.00 51.05 68.20 -17.15 35.11 38.16 15.42 37.64 0.00 200 67 PEAK	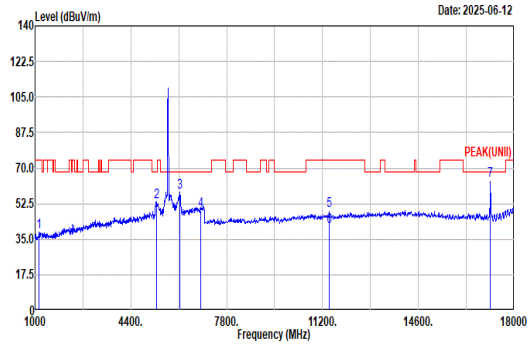 Site : 03CH15-HY Condition: PEAK(UNII) 3m 9120D-02294_240620 VERTICAL Freq Level Limit Line Margin Read Level Ant Factor Cable Loss Preamp Factor Aux Factor APos TPos Remark MHz dBuV/m dBuV/m dB dBuV dB/m dB dB dB cm deg 1 1144.00 38.72 74.00 -35.28 46.24 25.73 3.92 37.17 0.00 300 125 PEAK 2 5314.00 53.50 68.20 -14.70 48.89 32.90 8.54 36.83 0.00 300 135 PEAK 3 6136.00 58.01 68.20 -10.19 51.40 34.17 9.13 36.69 0.00 300 131 PEAK 4 6873.75 49.34 68.20 -18.86 40.62 35.80 9.62 36.70 0.00 100 21 Peak 5 11440.00 49.31 74.00 -24.69 35.17 38.96 12.55 37.37 0.00 274 0 PEAK 6 11440.00 41.27 74.00 -32.73 27.13 38.96 12.55 37.37 0.00 274 0 Average 7 17160.00 63.74 68.20 -4.46 47.80 38.16 15.42 37.64 0.00 200 359 PEAK	

Mode	58	
	Harmonic	
	U-NII-2C_5.47-5.725_802.11ax HE20_CH144_Full RU_5720MHz	
ANT	1+2	
Pol.	Horizontal	Vertical
14.47G ~14.5G Avg	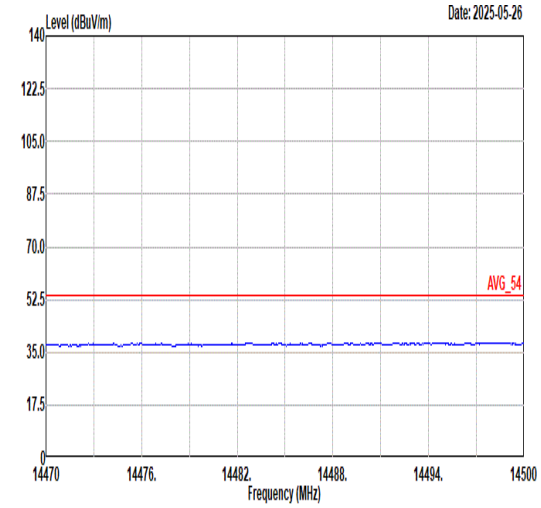 Site : 03CH15-HY Condition: AVG_54 3m 9120D-02294_240620 HORIZONTAL	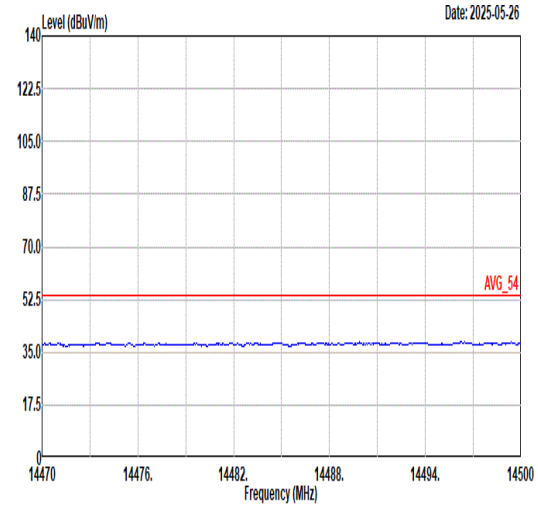 Site : 03CH15-HY Condition: AVG_54 3m 9120D-02294_240620 VERTICAL
17.7G ~18G Avg	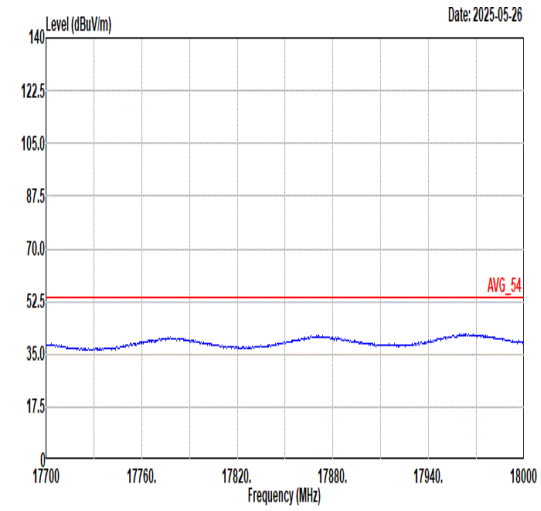 Site : 03CH15-HY Condition: AVG_54 3m 9120D-02294_240620 HORIZONTAL	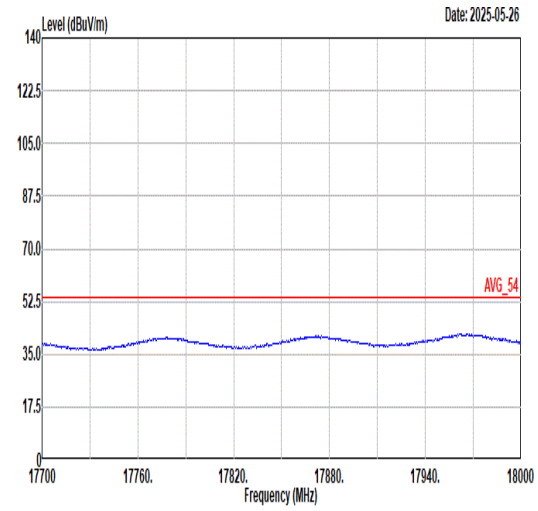 Site : 03CH15-HY Condition: AVG_54 3m 9120D-02294_240620 VERTICAL

Mode	59
	Band Edge - L
	U-NII-2C_5.47-5.725_802.11ax HE40_CH142_Full RU_5710MHz
ANT	1+2

Pol.	Horizontal	Fundamental
Peak	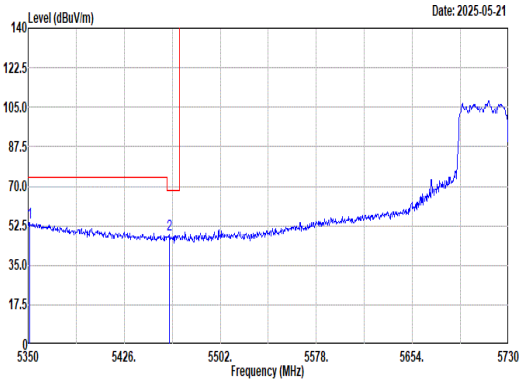 Site : 03CH15-HY Condition: U-NII-2C 3m 9120D-02294_240620 HORIZONTAL : RBW:1000.000kHz VBW:3000.000kHz SWT:Auto Freq Level Limit Line Margin Read Level Ant Factor Cable Loss Preamp Factor Aux Factor APos TPos Remark MHz dBuV/m dBuV/m dB dBuV dB/m dB dB dB cm deg 1 5351.52 54.00 74.00 -20.00 49.36 32.90 8.57 36.83 0.00 107 134 PEAK 2 5461.72 48.75 68.20 -19.45 44.13 32.82 8.62 36.82 0.00 107 134 PEAK	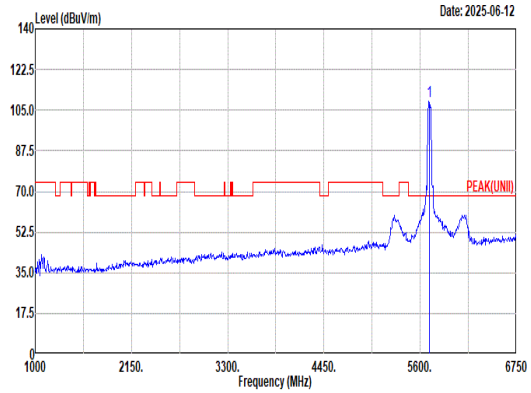 Site : 03CH15-HY Condition: PEAK(UNII) 3m 9120D-02294_240620 HORIZONTAL : RBW:1000.000kHz VBW:3000.000kHz SWT:Auto Freq Level Limit Line Margin Read Level Ant Factor Cable Loss Preamp Factor Aux Factor APos TPos Remark MHz dBuV/m dBuV/m dB dBuV dB/m dB dB dB cm deg 1 5710.00 108.59 ------ ------ 102.91 33.72 8.75 36.79 0.00 107 134 PEAK
Avg	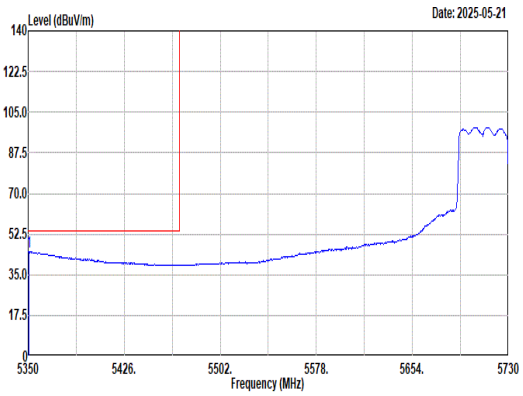 Site : 03CH15-HY Condition: U-NII-2C AVERAGE 3m 9120D-02294_240620 HORIZONTAL : RBW:1000.000kHz VBW:0.560kHz SWT:Auto Freq Level Limit Line Margin Read Level Ant Factor Cable Loss Preamp Factor Aux Factor APos TPos Remark MHz dBuV/m dBuV/m dB dBuV dB/m dB dB dB cm deg 1 5350.76 44.87 54.00 -9.13 40.23 32.90 8.57 36.83 0.00 107 134 AVERAGE	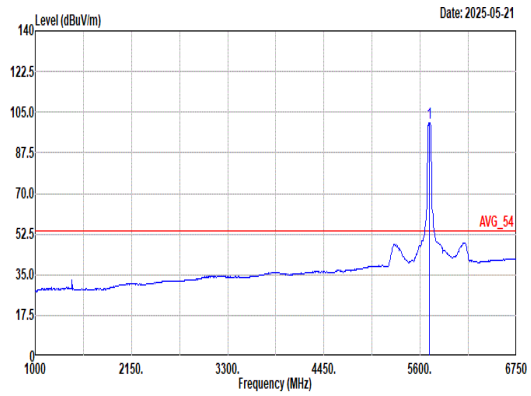 Site : 03CH15-HY Condition: AVG_54 3m 9120D-02294_240620 HORIZONTAL : RBW:1000.000kHz VBW:0.560kHz SWT:Auto Freq Level Limit Line Margin Read Level Ant Factor Cable Loss Preamp Factor Aux Factor APos TPos Remark MHz dBuV/m dBuV/m dB dBuV dB/m dB dB dB cm deg 1 5710.00 100.46 ------ ------ 94.81 33.71 8.74 36.80 0.00 107 134 AVERAGE

Mode	59	
	Band Edge - R	
	U-NII-2C_5.47-5.725_802.11ax HE40_CH142_Full RU_5710MHz	
ANT	1+2	
Pol.	Horizontal	Fundamental
Peak	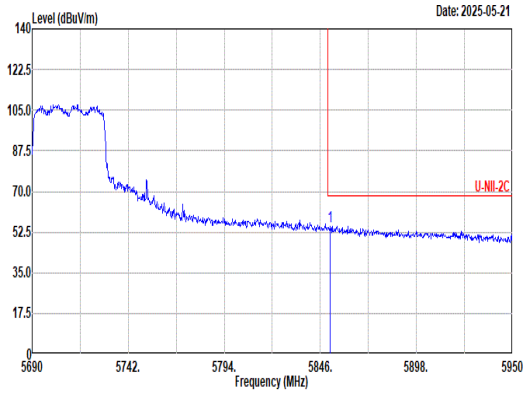 Site : 03CH15-HY Condition: U-NII-2C 3m 9120D-02294_240620 HORIZONTAL : RBW:1000.000kHz VBW:3000.000kHz SWT:Auto Freq Level Limit Line Margin Read Level Ant Factor Cable Loss Preamp Factor Aux Factor APos TPos Remark MHz dBuV/m dBuV/m dB dBuV dB/m dB dB dB cm deg 1 5851.20 54.93 68.20 -13.27 48.60 34.20 8.91 36.78 0.00 107 134 PEAK	Blank

Mode	59
	Band Edge - L
	U-NII-2C_5.47-5.725_802.11ax HE40_CH142_Full RU_5710MHz
ANT	1+2

Pol.	Vertical	Fundamental
Peak	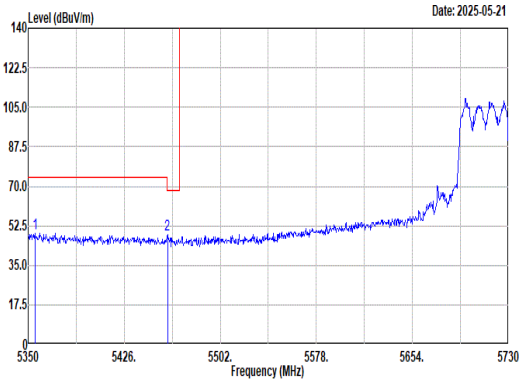 Site : 03CH15-HY Condition: U-NII-2C 3m 9120D-02294_240620 VERTICAL : RBW:1000.000kHz VBW:3000.000kHz SWT:Auto Freq Level Limit Line Margin Read Level Ant Factor Cable Loss Preamp Factor Aux Factor APos TPos Remark MHz dBuV/m dBuV/m dB dBuV dB/m dB dB dB cm deg 1 5355.32 49.10 74.00 -24.90 44.47 32.89 8.57 36.83 0.00 335 129 PEAK 2 5460.20 48.38 68.20 -19.82 43.76 32.82 8.62 36.82 0.00 335 129 PEAK	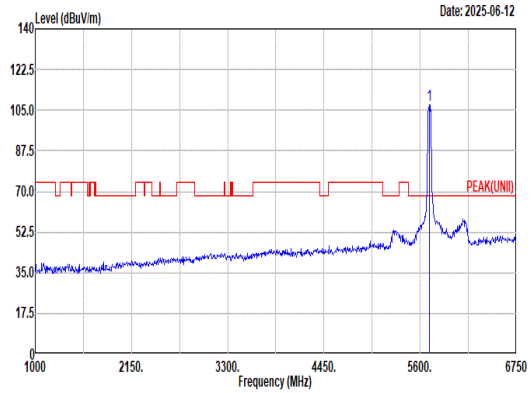 Site : 03CH15-HY Condition: PEAK(UNII) 3m 9120D-02294_240620 VERTICAL : RBW:1000.000kHz VBW:3000.000kHz SWT:Auto Freq Level Limit Line Margin Read Level Ant Factor Cable Loss Preamp Factor Aux Factor APos TPos Remark MHz dBuV/m dBuV/m dB dBuV dB/m dB dB dB cm deg 1 5710.00 107.10 ------ ------ 101.42 33.72 8.75 36.79 0.00 335 129 PEAK
Avg	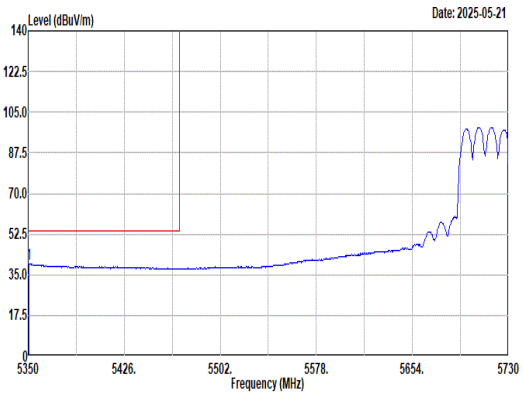 Site : 03CH15-HY Condition: U-NII-2C AVERAGE 3m 9120D-02294_240620 VERTICAL : RBW:1000.000kHz VBW:0.560kHz SWT:Auto Freq Level Limit Line Margin Read Level Ant Factor Cable Loss Preamp Factor Aux Factor APos TPos Remark MHz dBuV/m dBuV/m dB dBuV dB/m dB dB dB cm deg 1 5350.76 39.75 54.00 -14.25 35.11 32.90 8.57 36.83 0.00 335 129 AVERAGE	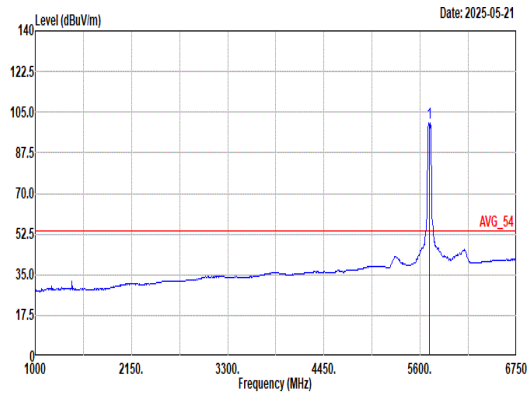 Site : 03CH15-HY Condition: AVG_54 3m 9120D-02294_240620 VERTICAL : RBW:1000.000kHz VBW:0.560kHz SWT:Auto Freq Level Limit Line Margin Read Level Ant Factor Cable Loss Preamp Factor Aux Factor APos TPos Remark MHz dBuV/m dBuV/m dB dBuV dB/m dB dB dB cm deg 1 5710.00 100.17 ------ ------ 94.47 33.73 8.76 36.79 0.00 335 129 AVERAGE

Mode	59	
	Band Edge - R	
	U-NII-2C_5.47-5.725_802.11ax HE40_CH142_Full RU_5710MHz	
ANT	1+2	
Pol.	Vertical	Fundamental
Peak	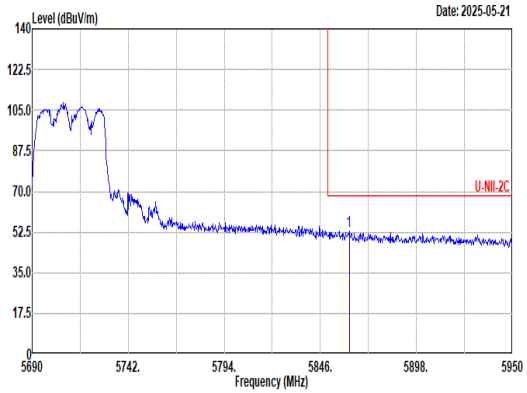 Site : 03CH15-HY Condition: U-NII-2C 3m 9120D-02294_240620 VERTICAL : RBW:1000.000kHz VBW:3000.000kHz SWT:Auto Freq Level Limit Line Margin Read Level Ant Factor Cable Loss Preamp Factor Aux Factor APos TPos Remark MHz dBuV/m dBuV/m dB dBuV dB/m dB dB dB cm deg 1 5861.60 52.62 68.20 -15.58 46.23 34.25 8.92 36.78 0.00 335 129 PEAK	Blank

Mode	59	
	Harmonic	
	U-NII-2C_5.47-5.725_802.11ax HE40_CH142_Full RU_5710MHz	
ANT	1+2	
Pol.	Horizontal	Vertical
Peak Avg	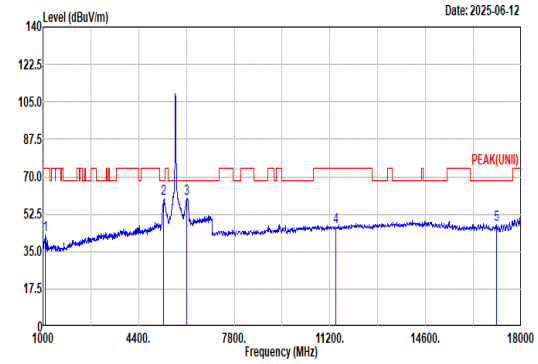 Site : 03CH15-HY Condition: PEAK(UNII) 3m 9120D-02294_240620 HORIZONTAL Freq Level Limit Line Margin Read Level Ant Factor Cable Loss Preamp Factor Aux Factor APos TPos Remark MHz dBuV/m dBuV/m dB dBuV dB/m dB dB dB cm deg 1 1078.00 43.02 74.00 -30.98 51.34 25.07 3.81 37.20 0.00 107 131 PEAK 2 5296.00 59.44 68.20 -8.76 54.84 32.91 8.53 36.84 0.00 107 138 PEAK 3 6100.00 59.65 68.20 -8.55 53.15 34.10 9.11 36.71 0.00 107 136 PEAK 4 11420.00 46.66 74.00 -27.34 32.50 38.98 12.54 37.36 0.00 -- -- Peak 5 17130.00 47.78 68.20 -20.42 31.85 38.13 15.41 37.61 0.00 -- -- Peak	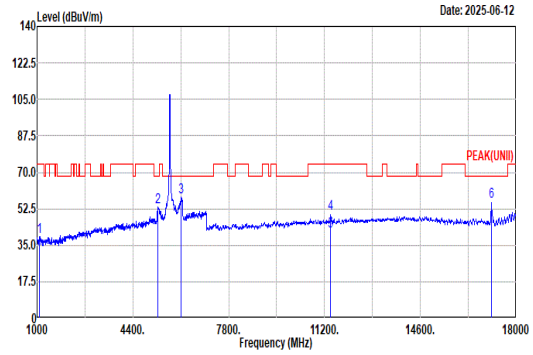 Site : 03CH15-HY Condition: PEAK(UNII) 3m 9120D-02294_240620 VERTICAL Freq Level Limit Line Margin Read Level Ant Factor Cable Loss Preamp Factor Aux Factor APos TPos Remark MHz dBuV/m dBuV/m dB dBuV dB/m dB dB dB cm deg 1 1078.00 39.09 74.00 -34.91 47.41 25.07 3.81 37.20 0.00 335 124 PEAK 2 5284.00 53.19 68.20 -15.01 48.58 32.93 8.52 36.84 0.00 335 136 PEAK 3 6112.00 58.15 68.20 -10.05 51.61 34.12 9.12 36.70 0.00 335 131 PEAK 4 11420.00 50.01 74.00 -23.99 35.85 38.98 12.54 37.36 0.00 278 0 Peak 5 11420.00 41.50 74.00 -32.50 27.34 38.98 12.54 37.36 0.00 278 0 Average 6 17130.00 55.78 68.20 -12.42 39.85 38.13 15.41 37.61 0.00 201 0 Peak

Mode	59	
	Harmonic	
	U-NII-2C_5.47-5.725_802.11ax HE40_CH142_Full RU_5710MHz	
ANT	1+2	
Pol.	Horizontal	Vertical
14.47G ~14.5G Avg	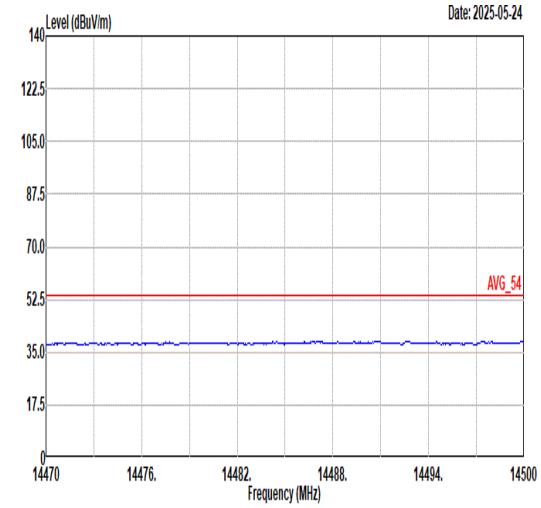 Site : 03CH15-HY Condition: AVG_54 3m 9120D-02294_240620 HORIZONTAL	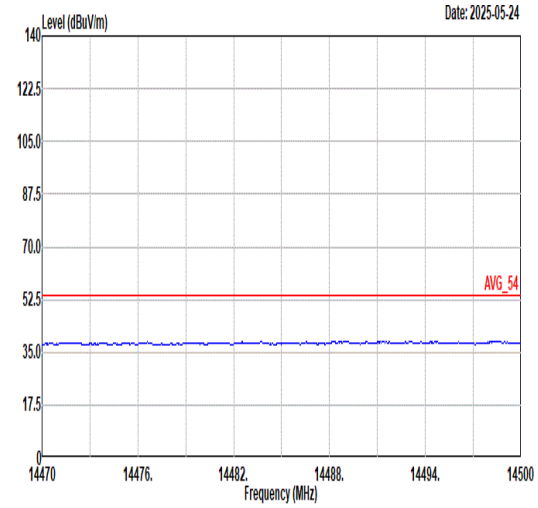 Site : 03CH15-HY Condition: AVG_54 3m 9120D-02294_240620 VERTICAL
17.7G ~18G Avg	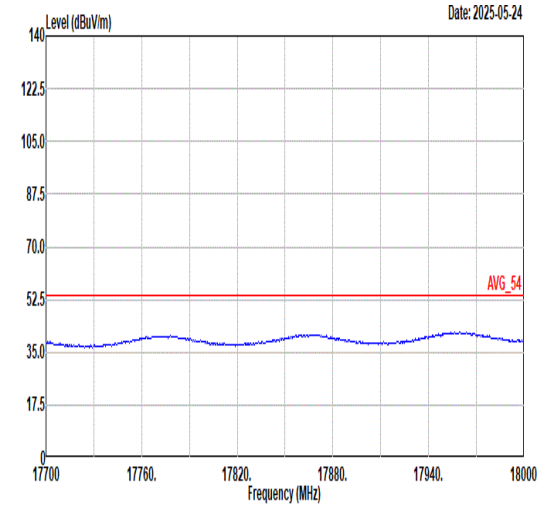 Site : 03CH15-HY Condition: AVG_54 3m 9120D-02294_240620 HORIZONTAL	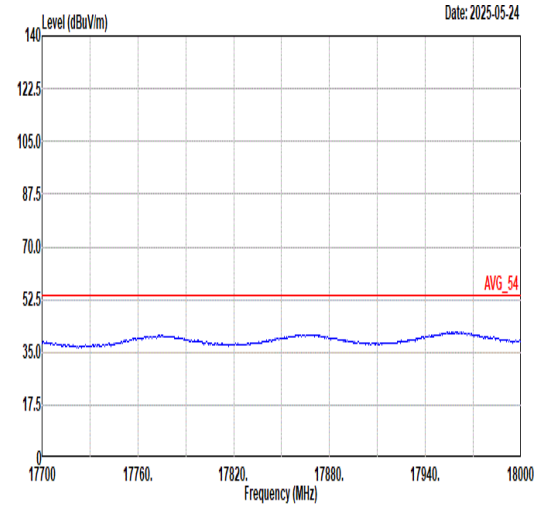 Site : 03CH15-HY Condition: AVG_54 3m 9120D-02294_240620 VERTICAL

Mode	60
	Band Edge - L
	U-NII-2C_5.47-5.725_802.11ax HE80_CH138_Full RU_5690MHz
ANT	1+2

Pol.	Horizontal	Fundamental
Peak	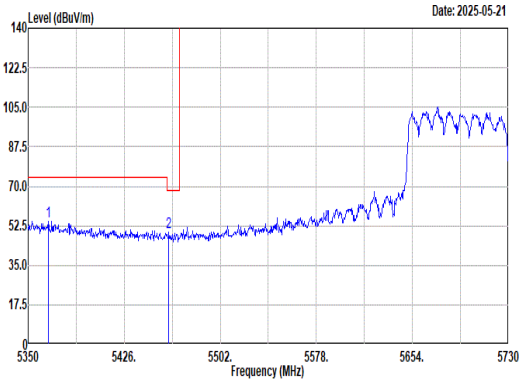 Site : 03CH15-HY Condition: U-NII-2C 3m 9120D-02294_240620 HORIZONTAL : RBW:1000.000kHz VBW:3000.000kHz SWT:Auto 1 5365.96 54.67 74.00 -19.33 50.05 32.87 8.58 36.83 0.00 100 87 PEAK 2 5461.34 49.55 68.20 -18.65 44.93 32.82 8.62 36.82 0.00 100 87 PEAK	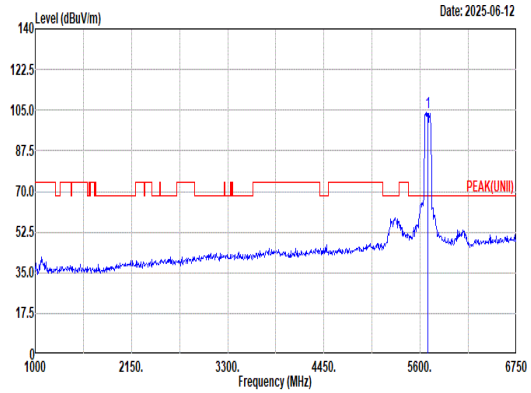 Site : 03CH15-HY Condition: PEAK(UNII) 3m 9120D-02294_240620 HORIZONTAL : RBW:1000.000kHz VBW:3000.000kHz SWT:Auto 1 5690.00 104.32 ------ ------ 98.77 33.62 8.73 36.80 0.00 100 87 PEAK
Avg	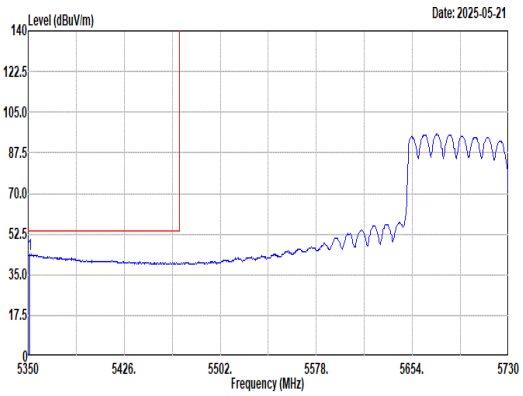 Site : 03CH15-HY Condition: U-NII-2C AVERAGE 3m 9120D-02294_240620 HORIZONTAL : RBW:1000.000kHz VBW:1.100kHz SWT:Auto 1 5351.14 43.74 54.00 -10.26 39.10 32.90 8.57 36.83 0.00 100 87 AVERAGE	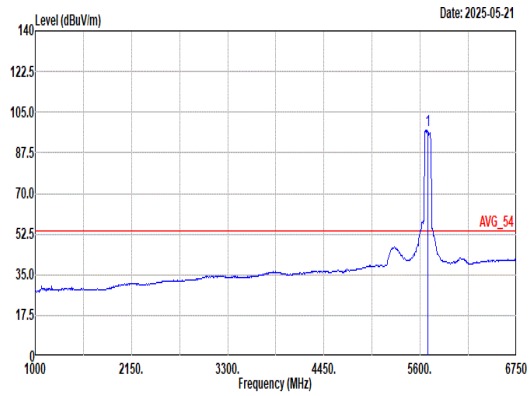 Site : 03CH15-HY Condition: AVG_54 3m 9120D-02294_240620 HORIZONTAL : RBW:1000.000kHz VBW:1.100kHz SWT:Auto 1 5690.00 97.16 ------ ------ 91.76 33.49 8.71 36.80 0.00 100 87 AVERAGE

Mode	60	
	Band Edge - R	
	U-NII-2C_5.47-5.725_802.11ax HE80_CH138_Full RU_5690MHz	
ANT	1+2	
Pol.	Horizontal	Fundamental
Peak	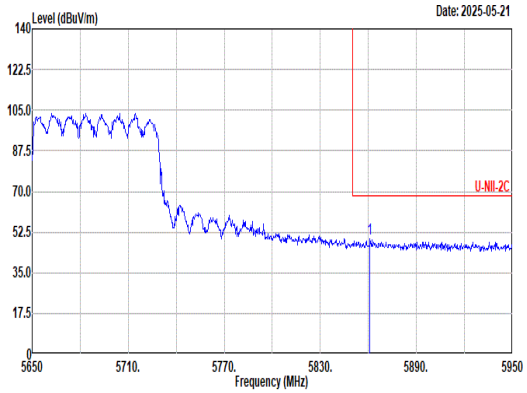 Site : 03CH15-HY Condition: U-NII-2C 3m 9120D-02294_240620 HORIZONTAL : RBW:1000.000kHz VBW:3000.000kHz SWT:Auto Freq Level Limit Line Margin Read Level Ant Factor Cable Loss Preamp Factor Aux Factor APos TPos Remark MHz dBuV/m dBuV/m dB dBuV dB/m dB dB dB cm deg 1 5860.90 49.51 68.20 -18.69 43.13 34.24 8.92 36.78 0.00 100 87 PEAK	Blank

Mode	60
	Band Edge - L
	U-NII-2C_5.47-5.725_802.11ax HE80_CH138_Full RU_5690MHz
ANT	1+2

Pol.	Vertical	Fundamental
Peak	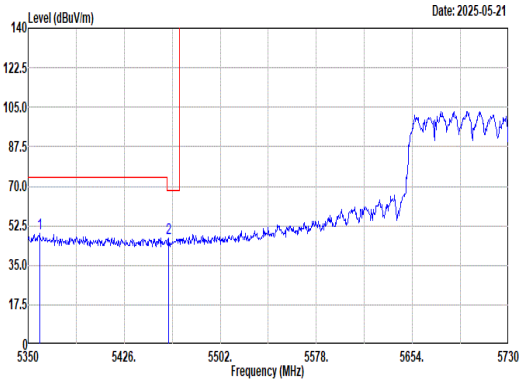 Site : 03CH15-HY Condition: U-NII-2C 3m 9120D-02294_240620 VERTICAL : RBW:1000.000kHz VBW:3000.000kHz SWT:Auto Freq Level Limit Line Margin Read Level Ant Factor Cable Loss Preamp Factor Aux Factor APos TPos Remark MHz dBuV/m dBuV/m dB dBuV dB/m dB dB dB cm deg 1 5359.12 49.05 74.00 -24.95 44.42 32.88 8.58 36.83 0.00 300 132 PEAK 2 5460.96 46.77 68.20 -21.43 42.15 32.82 8.62 36.82 0.00 300 132 PEAK	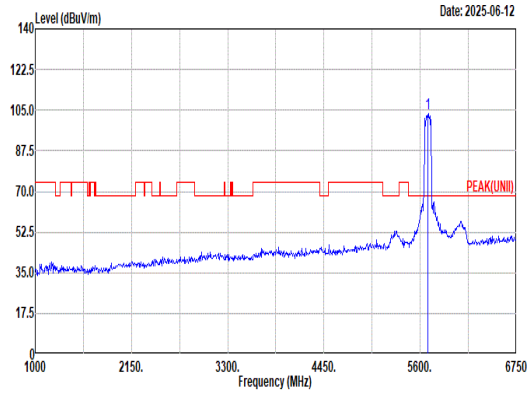 Site : 03CH15-HY Condition: PEAK(UNII) 3m 9120D-02294_240620 VERTICAL : RBW:1000.000kHz VBW:3000.000kHz SWT:Auto Freq Level Limit Line Margin Read Level Ant Factor Cable Loss Preamp Factor Aux Factor APos TPos Remark MHz dBuV/m dBuV/m dB dBuV dB/m dB dB dB cm deg 1 5690.00 103.71 ------ ------ 98.16 33.62 8.73 36.80 0.00 300 132 PEAK
Avg	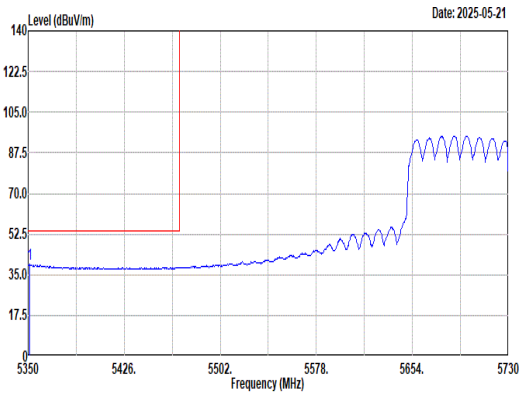 Site : 03CH15-HY Condition: U-NII-2C AVERAGE 3m 9120D-02294_240620 VERTICAL : RBW:1000.000kHz VBW:1.100kHz SWT:Auto Freq Level Limit Line Margin Read Level Ant Factor Cable Loss Preamp Factor Aux Factor APos TPos Remark MHz dBuV/m dBuV/m dB dBuV dB/m dB dB dB cm deg 1 5351.14 39.38 54.00 -14.62 34.74 32.90 8.57 36.83 0.00 300 132 AVERAGE	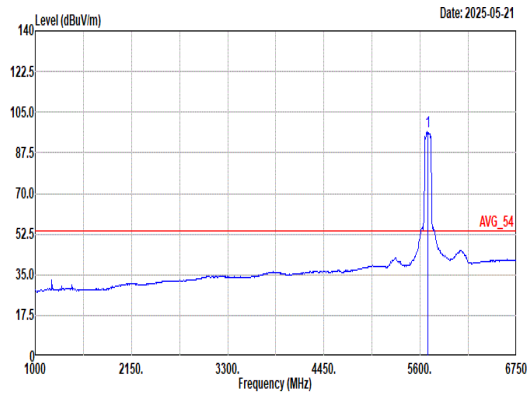 Site : 03CH15-HY Condition: AVG_54 3m 9120D-02294_240620 VERTICAL : RBW:1000.000kHz VBW:1.100kHz SWT:Auto Freq Level Limit Line Margin Read Level Ant Factor Cable Loss Preamp Factor Aux Factor APos TPos Remark MHz dBuV/m dBuV/m dB dBuV dB/m dB dB dB cm deg 1 5690.00 96.46 ------ ------ 90.95 33.59 8.72 36.80 0.00 300 132 AVERAGE

Mode	60	
	Band Edge - R	
	U-NII-2C_5.47-5.725_802.11ax HE80_CH138_Full RU_5690MHz	
ANT	1+2	
Pol.	Vertical	Fundamental
Peak	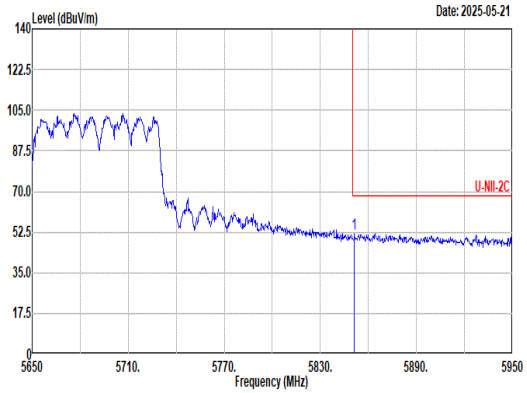 Site : 03CH15-HY Condition: U-NII-2C 3m 9120D-02294_240620 VERTICAL : RBW:1000.000kHz VBW:3000.000kHz SWT:Auto Limit Read Ant Cable Preamp Aux APos TPos Freq Level Line Margin Level Factor Loss Factor Factor Remark MHz dBuV/m dBuV/m dB dBuV dB/m dB dB dB cm deg 1 5851.30 51.90 68.20 -16.30 45.56 34.21 8.91 36.78 0.00 300 132 PEAK	Blank

Mode	60	
	Harmonic	
	U-NII-2C_5.47-5.725_802.11ax HE80_CH138_Full RU_5690MHz	
ANT	1+2	
Pol.	Horizontal	Vertical
Peak Avg	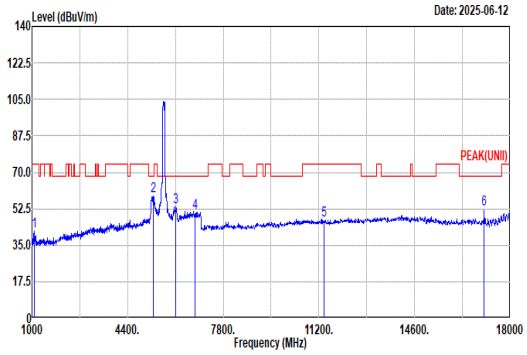 Site : 03CH15-HY Condition: PEAK(UNII) 3m 9120D-02294_240620 HORIZONTAL Freq Level Limit Line Margin Read Level Ant Factor Cable Loss Preamp Factor Aux Factor APos TPos Remark MHz dBuV/m dBuV/m dB dBuV dB/m dB dB dB cm deg 1 1078.00 41.59 74.00 -32.41 49.91 25.07 3.81 37.20 0.00 100 84 PEAK 2 5302.00 58.40 68.20 -9.80 53.81 32.90 8.53 36.84 0.00 100 92 PEAK 3 6106.00 53.51 68.20 -14.69 46.99 34.11 9.12 36.71 0.00 100 89 PEAK 4 6806.25 50.80 68.20 -17.40 42.00 35.89 9.58 36.67 0.00 100 45 Peak 5 11380.00 46.85 74.00 -27.15 32.69 38.98 12.52 37.34 0.00 -- -- PEAK 6 17070.00 52.14 68.20 -16.06 36.31 38.01 15.37 37.55 0.00 200 237 PEAK	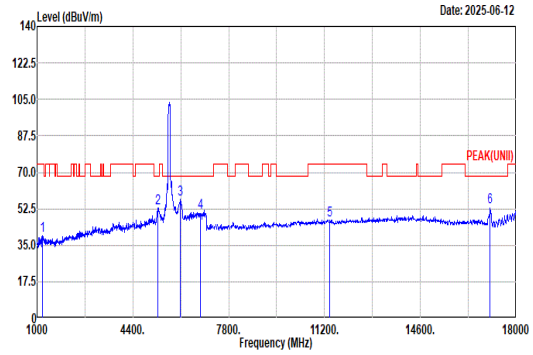 Site : 03CH15-HY Condition: PEAK(UNII) 3m 9120D-02294_240620 VERTICAL Freq Level Limit Line Margin Read Level Ant Factor Cable Loss Preamp Factor Aux Factor APos TPos Remark MHz dBuV/m dBuV/m dB dBuV dB/m dB dB dB cm deg 1 1198.00 39.87 74.00 -34.13 47.11 25.90 4.02 37.16 0.00 300 129 PEAK 2 5290.00 52.87 68.20 -15.33 48.27 32.92 8.52 36.84 0.00 300 138 PEAK 3 6094.00 57.02 68.20 -11.18 50.52 34.10 9.11 36.71 0.00 300 134 PEAK 4 6806.25 50.98 68.20 -17.22 42.18 35.89 9.58 36.67 0.00 100 22 Peak 5 11380.00 47.18 74.00 -26.82 33.02 38.98 12.52 37.34 0.00 -- -- PEAK 6 17070.00 53.14 68.20 -15.06 37.31 38.01 15.37 37.55 0.00 200 359 PEAK

Mode	60	
	Harmonic	
	U-NII-2C_5.47-5.725_802.11ax HE80_CH138_Full RU_5690MHz	
ANT	1+2	
Pol.	Horizontal	Vertical
14.47G ~14.5G Avg	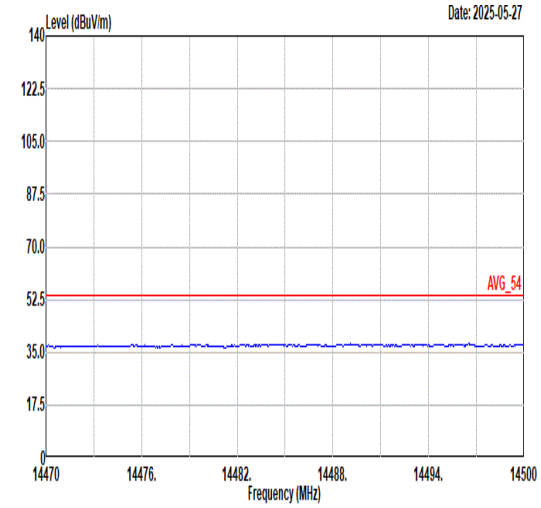 Site : 03CH15-HY Condition: AVG_54 3m 9120D-02294_240620 HORIZONTAL	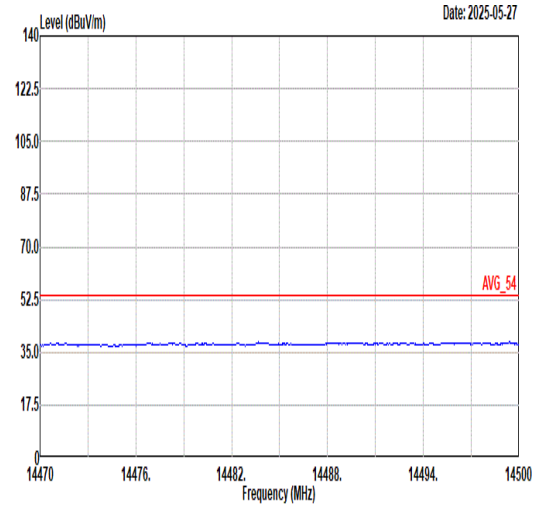 Site : 03CH15-HY Condition: AVG_54 3m 9120D-02294_240620 VERTICAL
17.7G ~18G Avg	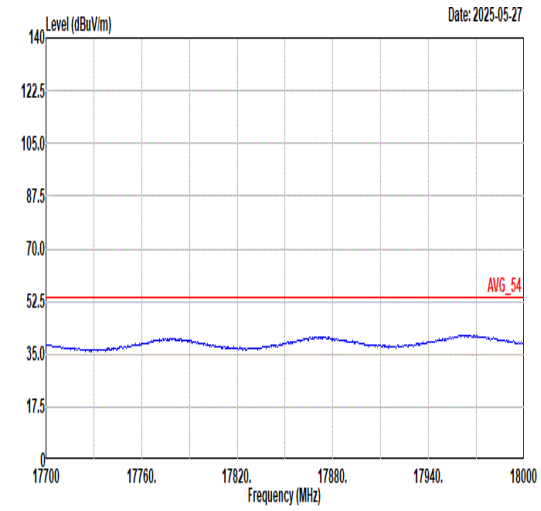 Site : 03CH15-HY Condition: AVG_54 3m 9120D-02294_240620 HORIZONTAL	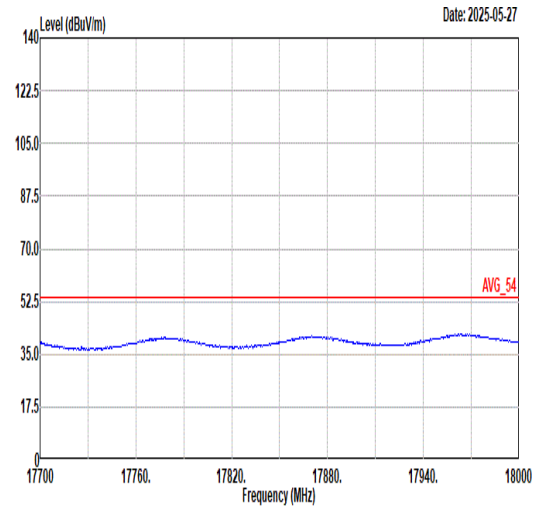 Site : 03CH15-HY Condition: AVG_54 3m 9120D-02294_240620 VERTICAL

Mode	61	
	SHF	
	U-NII-2C_5.47-5.725_802.11ax HE20_CH140_Full RU_5700MHz	
ANT	1+2	
Pol.	Horizontal	Vertical
Peak	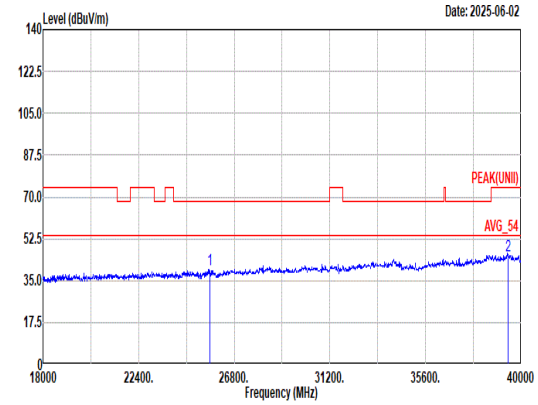 Site : 03CH15-HY Condition: PEAK(UNII) 1m BBHA9170_1224_240624 HORIZONTAL Freq Level Limit Line Margin Read Level Ant Factor Cable Loss Preamp Factor Aux Factor APos TPos Remark MHz dBuV/m dBuV/m dB dBuV dB/m dB dB dB cm deg 1 25664.23 39.48 68.20 -28.72 55.90 39.34 7.11 53.33 -9.54 -- -- PEAK 2 39393.16 45.21 74.00 -28.79 57.06 45.10 9.18 56.59 -9.54 -- -- PEAK	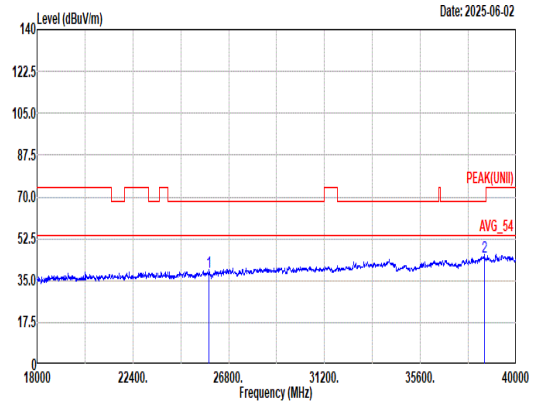 Site : 03CH15-HY Condition: PEAK(UNII) 1m BBHA9170_1224_240624 VERTICAL Freq Level Limit Line Margin Read Level Ant Factor Cable Loss Preamp Factor Aux Factor APos TPos Remark MHz dBuV/m dBuV/m dB dBuV dB/m dB dB dB cm deg 1 25906.95 38.62 68.20 -29.58 55.01 39.30 7.09 53.24 -9.54 -- -- PEAK 2 38552.06 44.78 68.20 -23.42 58.11 44.21 9.08 57.08 -9.54 -- -- PEAK

Mode	62	
	LF	
	U-NII-2C_5.47-5.725_802.11ax HE20_CH140_Full RU_5700MHz	
ANT	1+2	
Pol.	Horizontal	Vertical
QP/ Peak	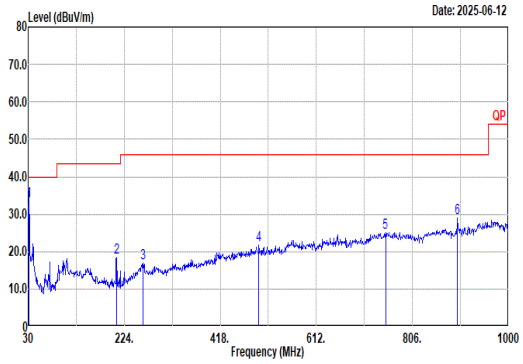	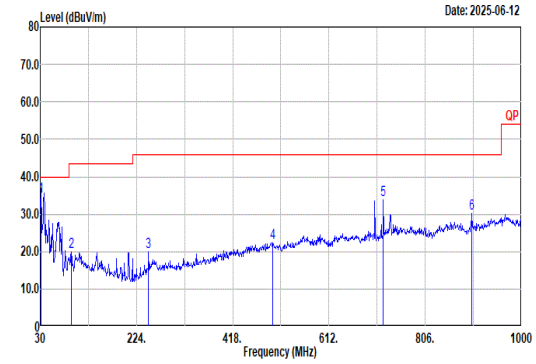

Site : 03CH15-HY
Condition: QP 3m Bilog_41912 & 05_250301 HORIZONTAL

	Freq	Level	Limit Line	Margin	Read Level	Ant Factor	Cable Loss	Preamp Factor	Aux Factor	APos	TPos	Remark
	MHz	dBuV/m	dBuV/m	dB	dBuV	dB/m	dB	dB	dB	cm	deg	
1	31.94	33.37	40.00	-6.63	41.72	23.55	0.00	31.90	0.00	100	153	QP
2	208.48	18.32	43.50	-25.18	34.98	15.19	0.00	31.85	0.00	--	--	Peak
3	261.83	16.88	46.00	-29.12	28.63	20.07	0.00	31.82	0.00	--	--	Peak
4	495.60	21.76	46.00	-24.24	29.61	23.95	0.00	31.80	0.00	--	--	Peak
5	751.68	25.20	46.00	-20.80	28.46	28.34	0.00	31.60	0.00	--	--	Peak
6	897.18	28.94	46.00	-17.06	30.69	29.20	0.00	30.95	0.00	--	--	Peak

Site : 03CH15-HY
Condition: QP 3m Bilog_41912 & 05_250301 VERTICAL

	Freq	Level	Limit Line	Margin	Read Level	Ant Factor	Cable Loss	Preamp Factor	Aux Factor	APos	TPos	Remark
	MHz	dBuV/m	dBuV/m	dB	dBuV	dB/m	dB	dB	dB	cm	deg	
1	30.97	34.84	40.00	-5.16	42.87	23.86	0.00	31.89	0.00	100	147	QP
2	93.05	19.96	43.50	-23.54	36.73	15.13	0.00	31.90	0.00	--	--	Peak
3	248.25	19.80	46.00	-26.20	33.33	18.30	0.00	31.83	0.00	--	--	Peak
4	498.51	22.43	46.00	-23.57	30.25	23.98	0.00	31.80	0.00	--	--	Peak
5	721.61	33.84	46.00	-12.16	38.21	27.33	0.00	31.70	0.00	--	--	Peak
6	900.09	30.33	46.00	-15.67	32.04	29.23	0.00	30.94	0.00	--	--	Peak

Appendix D. Duty Cycle Plots

Antenna	Band	Duty Cycle (%)	T(us)	1/T(kHz)	VBW Setting
1+2	802.11a	85.64	1730	0.58	620Hz
1+2	5GHz 802.11n HT20	85.96	4900	0.20	220Hz
1+2	5GHz 802.11ax HE20 Full RU	86.21	3750	0.27	300Hz
1+2	5GHz 802.11ax HE20 106 RU	86.09	3900	0.26	270Hz
1+2	5GHz 802.11ax HE40 Full RU	85.59	1900	0.53	560Hz
1+2	5GHz 802.11ax HE40 242 RU	85.71	1740	0.57	620Hz
1+2	5GHz 802.11ax HE80 Full RU	85.45	940	1.06	1.1kHz
1+2	5GHz 802.11ax HE80 484 RU	85.93	1710	0.58	620Hz
1+2	5GHz 802.11ax HE160 Full RU	85.94	550	1.82	2kHz
1+2	5GHz 802.11ax HE160 996 RU	86.26	1130	0.88	1kHz

MIMO <Ant. 1+2>

802.11a

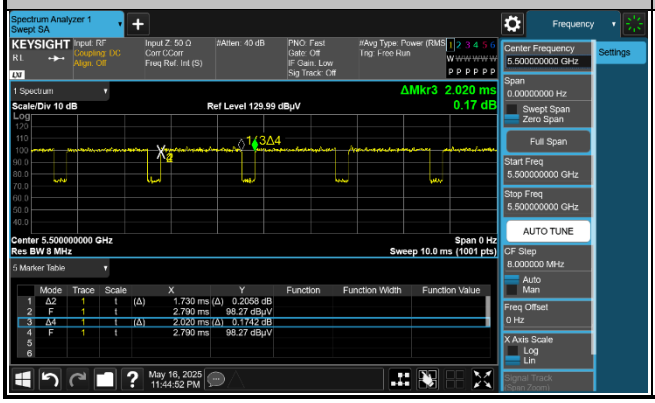
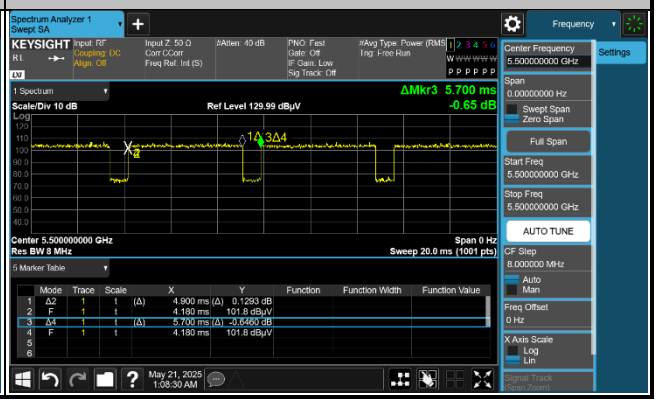
5GHz 802.11n HT20